NAVODAYA VIDYALAYA SAMITI

(Ministry of Human Resource Development, Govt of India)

(Department of School Education and Literacy)

2020

RESULT ANALYSIS

OF

JAWAHAR NAVODAYA VIDYALAYAS

CBSE EXAMINATION

CLASS X & XII

B -15, Institutional Area, Sector-62, Noida
Gautam Budh Nagar, Uttar Pradesh-201309

RESULT ANALYSIS

OF

JAWAHAR NAVODAYA VIDYALAYAS

CBSE EXAMINATION - 2020

CLASS - X & XII

NAVODAYA VIDYALAYA SAMITI

Ministry of Human Resource Development, Govt of India

(Department of School Education and Literacy)

B -15, Institutional Area, Sector-62, Noida

Gautam Budh Nagar, Uttar Pradesh-201309

Result Analysis of Jawahar Navodaya Vidyalayas in CBSE Examination- 2020

Edition: July, 2020

The contents of this Book are Navodaya Vidyalaya Samiti in-house analysis of performance of Jawahar Navodaya Vidyalayas(JNVs) in CBSE Examination 2020 for Class-X and XII. This book is for exclusive use of stakeholders of Navodaya Vidyalaya Samiti for their record and reference. The analysis reports, statements are based upon the data provided by CBSE & JNVs. The team has taken utmost care to make this booklet error-free. The publisher is not responsible for any type of printing errors/ human errors (if any).

- Publisher

Patron : **Sh. Santosh Kumar Yadav, IAS, Commissioner Navodaya Vidyalaya Samiti**

Publisher/Editor : **Sh. G. Chandramouli, DC (Acad.) Navodaya Vidyalaya Samiti, HQrs NOIDA**

Analytic Team : **A N Ramachandra, Sr Consultant**
Mr Shiv Kumar Garg, Consultant (Acad)
Mr T. Sobhan Babu, AC (Acad-1)
Ms Manikuntala Sarkar, Consultant

Presentation and Data Compilation Team : **Dr. Sunil Vats, PGT(Comp. Sci.), JNV, Mohindergarh(HR)**
Sh. Manoj Khare, PGT(Comp. Sci.), JNV, Allahabad(UP)
Sh. Vikram Sachdeva, PGT(Comp. Sci.), JNV, Panchkula(HR)
Sh. Munish Sharma, PGT (Comp. Sci.), JNV Sirmaur (HP)
Sh. Prem Kumar Narula, PA to JC(Acad), NVS HQr, NOIDA
Mr Basant Ballabh, SA, NVS

Page Design (Topper) : **Mr V Sajikumar, TGT Art, JNV Alleppy**

Assisted by : ☺ Staff of Academic Section, NVS Hqrs, NOIDA

RESULT ANALYSIS 2020

JAWAHAR NAVODAYA VIDYALAYAS

CBSE EXAMINATIONS

CLASS X & XII

THONGALA SAI TEJA
JNV Nizamabad

ABHISHEK LP
JNV Trivandrum

NIRUPAMA AMY S S
JNV Calicut

VINAYAK M MALIL
JNV Ernakulam

ROHIT KUMAR
JNV Pathanamthitta

LAKSHMIPRIYA A S
JNV Trichur

SUBIN P.S
JNV Trichur

SHANE JOBES MATHEW
JNV Kottayam

EMILIN SEBY
JNV Ernakulam

HRUSHIKESH S
JNV Calicut

AJEET KUMAR
JNV Katihar

AKANSHA GAIROLA
JNV Haridwar

NAVODAYA VIDYALAYA SAMITI
Ministry of Human Resource Development , Govt. of India
(Department of School Education and Literacy)

TABLE OF CONTENTS

Sr. No.	Chapter No.	Contents	Page No.
1	---	NVS Result at a glance	1
2	1	Result Comparison with different School System	4
3	2A	Region Wise Quality Result of NVS	5
4	2B	Cluster-wise Quality Result of NVS	6
5	3	NVS Toppers in CBSE Examination-2020 in Class X and XII	9
6	4	Region wise comparison of Pass percentage with previous years	24
7	5	Region-Wise Comparison of JNVs with 100% Pass percentage	25
8	6	Region -Wise statement of targeted bench mark of Pass Percentage and Short-fall thereof	26
9	7A	Region-wise range of pass percentage secured by the JNVs	27
10	7B	Cluster wise range of Pass percentage secured by JNVs	32
11	8A	Region wise range of marks obtained by the number of students and their percentage	40
12	8B	Cluster wise range of marks obtained by the number of students and their percentage	47
13	9	Region-wise statement of targeted benchmark of First class and short-fall thereof	59
14	10	School Average (Class X and Class XII together)-Top Results	60
15	11	Region wise statement of number of Student Appeared, Passed & Failed/Essential Repeat [Boys/Girls/SC/ST/OBC/PWD]	73
16	12	Region wise Compartment/Essential Repeat Details	79
17	13	Comparison of Quality Result of JNVs with previous years	84

Sr. No.	Chapter No.	Contents	Page No.
18	14	List of JNVs achieving 100% Results	91
19	15	List of JNVs achieving 100% Results consecutively for five years	99
20	16	List of JNVs achieving 100% First Divisions	103
21	17 A	JNV wise targeted benchmark of first class, pass percentage and shortfall thereof Class X	125
22	17 B	JNV wise targeted benchmark of first class, pass percentage and shortfall thereof Class XII	141
23	18	List of JNVs achieving pass percentage less than 70%	158
24	19	List of JNVs achieving first Class percentage less than 60%	160
25	20	List of JNVs on merit in terms of class average marks in overall subjects	167
26	21	Highest class average subject wise	178
27	22	Region wise/State/UT-wise, JNV wise class average marks achieved in different subjects and over all subjects	265
28	23	JNV wise range of marks achieved by the students	371
29	24	Subject-wise list of Subject Toppers-Students scored 100% marks in Class X	391
30	25	Subject-wise list of Subject Toppers-Students scored 100% marks in Class XII	404
31	26 A	Subject wise list of Subject Toppers-NVS National level XII	407
32	26 B	Subject wise list of Subject Toppers-NVS National level XII	413
33	27 A	List of NVS toppers and their marks scored in different subjects	427
34	27 B	List of NVS toppers and their marks scored in different subjects	429
35	28	JNV-wise results [Boys/Girls, SC/ST/OBC/PWD]	430

Sr. No.	Chapter No.	Contents	Page No.
36	29	Region-wise/Year-wise CBSE Examination results of NVS since inception	439
37	30	List of Subject Code used for Class X and XII Board Exam	442
38	31	Year-Wise results of NVS-Class X and XII	443

****

नवोदय विद्यालय समिति
मानव संसाधन विकास मंत्रालय
भारत सरकार
(स्कूल शिक्षा और साक्षरता)

Navodaya Vidyalaya Samiti
Ministry of Human Resource Development
Government of India
(Department of School Education & Literacy)

CBSE Result 2020X & XII

	Class X	Class XII
No of JNVs	**585**	**548**
No of students appeared	**40398**	**29152**
No of students Passed	**39856**	**28772**
No of students with First Division	**35357**	**28224**
Pass Percent	**98.66**	**98.70**
First Division %	**87.52**	**96.82**
No of students getting Centum	**981**	**168**
No of JNVs with 100% pass	**357**	**370**
Average Score	**75.91**	**79.95**

Average Score of all 69550 students in class X and XII together: 77.83

CLASS X

S.NO.	STUDENT NAME	JNV	REGION	TOTAL MARKS	%AGE
1	SUHANA SULFEEKKER	ERNAKULAM	HYDERABAD	496	99.20
2	PRIYA SINGH	U S NAGAR	LUCKNOW	496	99.20
3	SWETAPADMA SAHU	ANGUL	BHOPAL	494	98.80
4	ANN MARIA	ERNAKULAM	HYDERABAD	494	98.80
5	PRIYANKA YADAV	TONK	JAIPUR	493	98.60
6	DIPTI PRASAD BEHERA	DHENKANAL	BHOPAL	493	98.60
7	UDIT KUMAR NAYAK	CUTTACK	BHOPAL	493	98.60
8	DURBASMRITI SAHA	BIRBHUM	PATNA	492	98.40
9	SURAJ SAHU	GAJAPATI	BHOPAL	492	98.40
10	HARSH AGRAWALLA	KHURDA	BHOPAL	492	98.40
11	SAINATH MORALWAR	LATUR	PUNE	492	98.40
12	PRITHVIRAJ CHANDRAKANT SOLANKE	PARBHANI	PUNE	492	98.40
13	ABHISEK JENA	DHENKANAL	BHOPAL	491	98.20
14	ALIVA JENA	BALASORE	BHOPAL	491	98.20
15	PRAYAS ROUT	KENDRAPADA	BHOPAL	491	98.20
16	SUSHREE TAMANNA SAHU	SAMBALPUR	BHOPAL	491	98.20
17	SHASWATI MISHRA	SONEPUR	BHOPAL	491	98.20
18	PRIYA NEGI	RUDRAPRAYAG	LUCKNOW	491	98.20
19	LAKSHYA JOSHI	U S NAGAR	LUCKNOW	491	98.20
20	MUSKAN BATHLA	U S NAGAR	LUCKNOW	491	98.20
21	PRIYANKA AGARWAL	MORADABAD	LUCKNOW	491	98.20
22	SUKHPREET SINGH	AMRITSAR - I	CHANDIGARH	491	98.20

CLASS XII

S.NO.	STUDENT NAME	JNV	REGION	TOTAL MARKS	%AGE
1	THONGALA SAI TEJA	NIZAMABAD	HYDERABAD	497	99.40
2	ABHISHEK L P	TRIVENDRAM	HYDERABAD	496	99.20
3	NIRUPAMA AMY S S	CALICUT	HYDERABAD	495	99.00
4	VINAYAK M MALIL	ERNAKULAM	HYDERABAD	493	98.60
5	ROHIT M KUMAR	PATANAMTHITTA	HYDERABAD	491	98.20
6	LAKSHMIPRIYA A S	TRICHUR	HYDERABAD	491	98.20
7	SUBIN P S	TRICHUR	HYDERABAD	491	98.20
8	SHANE JOBES MATHEW	KOTTAYAM	HYDERABAD	490	98.00
9	EMILIN SEBY	ERNAKULAM	HYDERABAD	490	98.00
10	HRUSHIKESH S	CALICUT	HYDERABAD	490	98.00
11	AJEET KUMAR	KATIHAR	PATNA	490	98.00
12	AKANKSHA GAIROLA	HARIDWAR	LUCKNOW	490	98.00

Topper Schools-2020 based on Average Score

JNV	NUMBER OF STUDENTS APPEARED CLASS X	Class X Average	NUMBER OF STUDENTS APPEARED CLASS XII	Class XII Average	School Average	Cluster	Region
ERNAKULAM	84	88.95	65	89.53	89.20	KERALA	HYDERABAD
BANGLORE URBAN	78	80.23	294	91.41	89.07	DHARWAD	HYDERABAD
GONDIA	76	86.76	44	87.82	87.15	AMRAVATI	PUNE
MAHABOOB NAGAR	80	85.77	36	87.70	86.37	TELANGANA	HYDERABAD
TRIVENDRAM	79	84.43	36	89.26	85.94	KERALA	HYDERABAD
ALLEPPY	78	83.78	39	90.12	85.89	KERALA	HYDERABAD
PURI	78	85.62	42	85.65	85.63	CUTTACK	BHOPAL
BALASORE	83	86.71	65	84.18	85.60	CUTTACK	BHOPAL
KOLHAPUR	74	86.40	31	83.49	85.54	PUNE	PUNE
CANNANORE	79	82.85	46	89.86	85.43	KERALA	HYDERABAD
AHMEDNAGAR	79	85.93	34	83.91	85.32	AHMEDNAG	PUNE
KHURDA	42	87.52	43	82.93	85.20	CUTTACK	BHOPAL
IDUKKI	81	83.61	39	88.34	85.15	KERALA	HYDERABAD
PATANAMTHITTA	78	82.87	78	87.26	85.07	KERALA	HYDERABAD
SOLAPUR	79	85.87	45	83.56	85.03	AMRAVATI	PUNE
HASSAN	84	82.58	43	89.34	84.87	DHARWAD	HYDERABAD
SONEPUR	39	87.73	32	81.08	84.73	CUTTACK	BHOPAL
MANDI	77	83.71	77	85.71	84.71	HP	CHANDIGARH
CALICUT	81	84.06	62	85.54	84.70	KERALA	HYDERABAD
JAGATSINGHPUR	40	86.96	42	82.22	84.53	CUTTACK	BHOPAL
NAYAGARH	39	87.55	37	81.25	84.48	CUTTACK	BHOPAL
MURSHIDABAD	78	84.20	55	84.78	84.44	BURDWAN	PATNA
WARANGAL	80	86.23	27	79.03	84.41	TELANGANA	HYDERABAD
DEHRADUN	41	82.00	48	86.06	84.19	HARIDWAR	LUCKNOW
WARDHA	79	83.07	47	85.96	84.15	AMRAVATI	PUNE
MALLAPURAM	76	82.88	38	86.57	84.11	KERALA	HYDERABAD
BARGARH	42	84.93	38	83.16	84.09	RAIPUR	BHOPAL
MANDYA	81	83.34	76	84.88	84.09	DHARWAD	HYDERABAD
NASIK	75	83.91	41	84.27	84.04	PUNE	PUNE

JNV	NUMBER OF STUDENTS APPEARED CLASS X	Class X Average	NUMBER OF STUDENTS APPEARED CLASS XII	Class XII Average	School Average	Cluster	Region
BELGAUM	81	84.55	10	78.80	83.92	DHARWAD	HYDERABAD
KOTTAYAM	78	81.16	69	86.73	83.77	KERALA	HYDERABAD
VIZIANAGARAM	79	81.99	37	87.51	83.75	ANDHRA P	HYDERABAD
SAMASTIPUR	83	81.36	73	86.45	83.74	KATIHAR	PATNA
KRISHNA	81	83.44	36	84.28	83.70	ANDHRA P	HYDERABAD
KASARGOD	78	82.07	62	85.57	83.62	KERALA	HYDERABAD
WASHIM	80	84.39	43	82.07	83.58	AMRAVATI	PUNE
TRICHUR	79	78.65	75	88.45	83.42	KERALA	HYDERABAD
HAMIRPUR	78	79.22	63	88.28	83.27	HP	CHANDIGARH
UPPER SUBANSIRI	39	84.38	27	81.61	83.25	GUWAHATI	SHILLONG
E.GODAVARI-II	80	84.06	20	79.81	83.21	ANDHRA P	HYDERABAD
LATUR	78	83.67	37	82.04	83.15	AMRAVATI	PUNE
KOLLAM	79	83.09	39	82.76	82.98	KERALA	HYDERABAD
VARANASI	41	84.73	57	81.60	82.91	LUCKNOW	LUCKNOW
RAJSAMAND	75	80.5	72	85.41	82.90	JODHPUR	JAIPUR
ALWAR	72	80.65	66	85.36	82.90	SAWAI MADHOPUR	JAIPUR

1 RESULT COMPARISON WITH DIFFERENT SCHOOL SYSTEMS

(a) Class - X

PASS/QUAL. PERCENTAGE

S.No.	SCHOOL SYSTEMS	2015	2016	2017	2018	2019	2020
1	CBSE	97.32	96.21	90.95	86.70	91.10	91.46
2	**NVS**	**99.72**	**98.83**	**99.78**	**97.15**	98.57	98.66
3	KVS	99.39	98.85	99.66	95.96	99.47	99.23
4	Independent	98.19	97.72	98.04	89.49	94.15	92.81

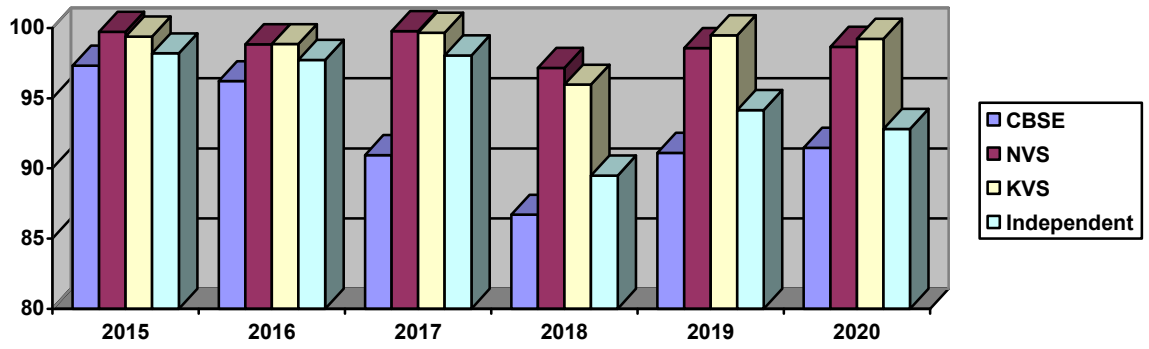

(b) Class XII

PASS PERCENTAGE

S.No.	SCHOOL SYSTEMS	2015	2016	2017	2018	2019	2020
1	CBSE	82.00	83.05	82.02	**83.01**	**83.40**	**88.78**
2	**NVS**	**96.91**	**96.70**	**95.87**	**97.08**	**96.62**	**98.70**
3	KVS	94.72	95.43	94.60	**97.78**	**98.54**	**98.62**
4	Independent	81.08	82.40	79.27	**82.50**	**82.59**	**88.22**

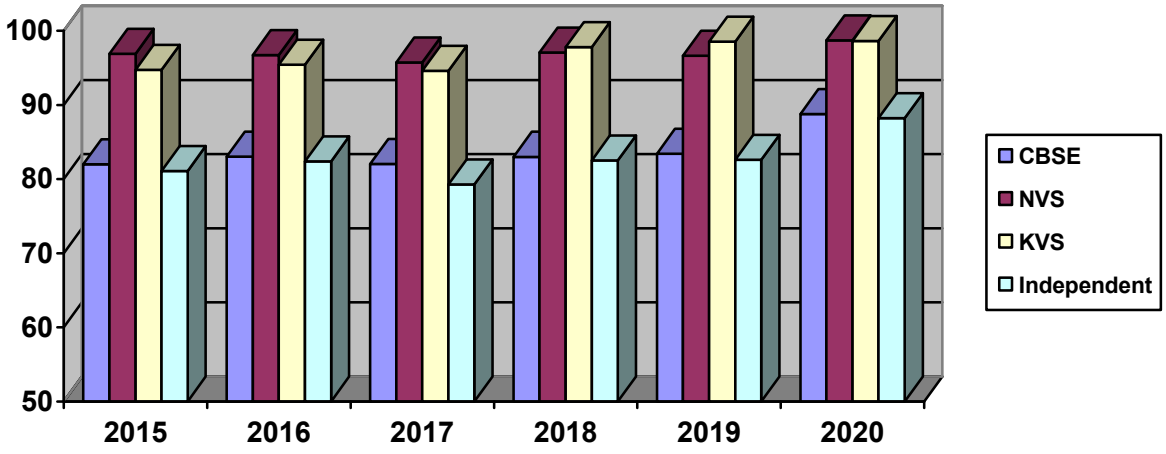

2A REGION-WISE QUALITY RESULT OF NVS

CBSE 2020 Board Exam Results

(A) Class - X

S.No.	Region	No. of JNVs	Regd.	Appeared	Passed	Comptt.	Essential Repeat	UFM	Pass Percentage	*Class Average
1	BHOPAL	98	7034	7013	6948	63	1	1	99.07	77.20
2	CHANDIGARH	50	3218	3208	3178	27	1	0	99.06	73.06
3	HYDERABAD	73	5685	5676	5662	14	0	0	99.75	78.99
4	JAIPUR	56	4116	4107	4063	43	1	0	98.93	75.49
5	LUCKNOW	83	5757	5721	5651	69	1	0	98.78	77.86
6	PATNA	79	5237	5205	5076	126	3	0	97.52	75.59
7	PUNE	60	4392	4387	4304	82	1	0	98.11	77.11
8	SHILLONG	86	5118	5081	4974	100	7	0	97.89	70.00
	NVS	585	40557	40398	39856	524	15	1	98.66	75.92

(B) Class – XII

S.No.	Region	No. of JNVs	Regd.	Appeared	Passed	Comptt.	Essential Repeat	UFM	Pass Percentage	Class Average
1	BHOPAL	95	5737	5721	5681	35	4	**0**	99.30	80.23
2	CHANDIGARH	49	2807	2796	2761	33	2	**0**	98.75	79.43
3	HYDERABAD	72	3303	3300	3282	15	3	**0**	99.45	84.04
4	JAIPUR	54	3439	3433	3412	20	1	**0**	99.39	80.65
5	LUCKNOW	81	4797	4775	4665	99	11	**0**	97.70	79.38
6	PATNA	68	3477	3466	3422	37	7	**0**	98.73	78.72
7	PUNE	58	2467	2462	2426	33	3	**0**	98.54	80.61
8	SHILLONG	71	3231	3199	3123	69	7	**0**	97.62	76.86
	NVS	548	29258	29152	28772	341	38	**0**	98.70	79.95

- Based on the best five (English, Maths, Science, S.St and one of the best in which appeared).

2B CLUSTER-WISE QUALITY RESULT OF NVS

CBSE 2020 Board Exam Results

(A) Class – X

S.No.	Region	Cluseter Name	Name of AC	JNVs	Regd.	Appd.	Passed	Compt.	Essential Repeat	UFM	Pass %	Class *Avg.
1	BHOPAL	BHOPAL	SH. M. MARIAPPAN	26	1904	1902	1883	18	0	0	99	74.59
2	BHOPAL	CUTTACK	SMT. NEELAM PANI	28	1885	1879	1865	14	0	0	99.25	80.78
3	BHOPAL	JABALPUR	SMT. M. TRIPATHI	25	1927	1916	1890	25	1	0	98.64	75.28
4	BHOPAL	RAIPUR	SH. N. K. PATEL	19	1318	1316	1310	6	0	0	99.54	77.79
5	CHANDIGARH	PUNJAB	SH. C.G. HOODA	4	278	278	273	5	0	0	98.2	73.63
6	CHANDIGARH	HP	CAPT(RETD) TEENA DHIR	11	766	763	761	1	1	0	99.74	78.86
7	CHANDIGARH	J&K	MR. ZAHOOR AHMAD	9	506	505	502	3	0	0	99.41	70.89
8	CHANDIGARH	J&K-1	MR. ZAHOOR AHMAD	8	395	393	387	6	0	0	98.47	70.95
9	CHANDIGARH	PUNJAB I	SH. C.G. HOODA	18	1273	1269	1255	12	0	2	98.9	74.16
10	HYDERABAD	ANDHRA PRADESH	SH. B. RAJENDRA RAO	15	1189	1189	1188	1	0	0	99.92	78.31
11	HYDERABAD	DHARWAD	SH. RAGHAVAN KAVALAN	25	2018	2016	2008	8	0	0	99.6	77.53
12	HYDERABAD	KERALA	SH. M DRAVIDAMANI	20	1497	1494	1491	3	0	0	99.8	79.69
13	HYDERABAD	TELANGANA	SH. RAGHAVAN KAVALAN	11	840	836	835	1	0	0	99.88	79.64
14	HYDERABAD	TELANGANA	SH. B. RAJENDRA RAO	1	76	76	76	0	0	0	100	77.87
15	HYDERABAD	VISHAKHAPATANAM	SH. B. RAJENDRA RAO	1	65	65	64	1	0	0	98.46	59.42
16	JAIPUR	JHUNJHUNU	SH. SURESH KUMAR	15	1063	1061	1049	11	1	0	98.87	75.18
17	JAIPUR	JODHPUR	SH. SURESH KUMAR	14	1025	1020	1012	8	0	0	99.22	75.22
18	JAIPUR	KARNAL	SMT. KUSUM KUMARI	14	1032	1031	1010	21	0	0	97.96	72.83
19	JAIPUR	SAWAI MA	SH. SURESH KUMAR	13	996	995	992	3	0	0	99.7	78.07
20	LUCKNOW	AGRA	SH. N.P.RAJAN	26	1846	1838	1811	27	0	0	98.53	76.75
21	LUCKNOW	HARIDWAR	SH. P. R. PRASAD	23	1559	1549	1537	12	0	0	99.23	79.03
22	LUCKNOW	LUCKNOW	MRS. SARITA	34	2352	2334	2303	30	1	0	98.67	78.04
23	PATNA	BURDWAN	SH. S. RADHAKRISHNAN	18	923	916	902	14	0	0	98.47	79.06
24	PATNA	KATIHAR	DR. B.K.SINHA	7	570	568	545	23	0	0	95.95	76.49
25	PATNA	KATIHAR	SH. S. RADHAKRISHNAN	5	401	398	390	8	0	0	97.99	77.15
26	PATNA	KATIHAR	DR. D. K. MODI	4	287	283	270	12	0	0	95.41	72.4
27	PATNA	PATNA	DR. B.K.SINHA	11	694	693	675	18	0	0	97.4	76.75

S.No.	Region	Cluseter Name	Name of AC	JNVs	Regd.	Appd.	Passed	Comptt.	Essential Repeat	UFM	Pass %	Class *Avg.
28	PATNA	PATNA A	DR. B.K.SINHA	7	479	475	473	2	0	0	99.58	78.45
29	PATNA	PATNA-B	DR. B.K.SINHA	2	121	119	117	2	0	0	98.32	75.45
30	PATNA	RANCHI	DR. D. K. MODI	4	315	314	297	16	1	0	94.59	69.04
31	PATNA	RANCHI A	DR. D. K. MODI	10	644	638	626	12	0	0	98.12	72.82
32	PATNA	RANCHI B	DR. D. K. MODI	11	803	801	781	19	1	0	97.5	74.68
33	PUNE	AHMEDABAD	SMT. R ANURADHA	14	1024	1023	993	30	0	0	97.07	72.47
34	PUNE	AHMEDNAGAR	MR. K.V.SURESH	2	141	141	141	0	0	0	100	79.26
35	PUNE	AMRAVATI	MR. ASHOK SALI	18	1397	1395	1390	5	0	0	99.64	82.07
36	PUNE	GANDHI NAGAR	MR. K.V.SURESH	10	698	696	665	30	1	0	95.55	71.31
37	PUNE	PUNE	MR. K.V.SURESH	9	600	600	594	6	0	0	99	81.08
38	PUNE	SANGLI	MR. K.V.SURESH	7	532	532	521	11	0	0	97.93	77.48
39	SHILLONG	DIBRUGAR	SH. C. HARIBABU	21	1164	1160	1132	27	1	0	97.59	69.19
40	SHILLONG	GUWAHATI	SH. N. DHIREN SINGH	23	1508	1490	1470	18	2	0	98.66	74.13
41	SHILLONG	SHILLONG	SH. N. DHIREN SINGH	22	1296	1290	1239	47	4	0	96.05	66.57
42	SHILLONG	SILCHAR	SH. S. K. SHARMA	20	1150	1141	1133	8	0	0	99.3	71.09
	NVS			585	40557	40398	39856	524	15	1	98.66	75.92

- Based on the best five (English, Maths, Science, S.St and one of the best in which appeared

(B) CLASS- XII

S.No.	Region	Cluster	Name of AC	JNVs	Regd.	Appd.	Passed	Comptt.	Essential Repeat	UFM	Pass %	Class Avg
1	BHOPAL	BHOPAL	SH. M. MARIAPPAN	25	1537	1533	1519	12	2	0	99.09	80.21
2	BHOPAL	CUTTACK	SMT. NEELAM PANI	27	1390	1388	1378	9	0	0	99.28	81.02
3	BHOPAL	JABALPUR	SMT. M. TRIPATHI	25	1689	1683	1674	7	2	0	99.47	79.77
4	BHOPAL	RAIPUR	SH. N. K. PATEL	18	1121	1117	1110	7	0	0	99.37	80.00
5	CHANDIGARH	HP	CAPT(RETD) TEENA DHIR	11	665	663	662	1	0	0	99.85	83.34
6	CHANDIGARH	J&K	MR. ZAHOOR AHMAD	8	437	434	418	15	1	0	96.31	79.60
7	CHANDIGARH	J&K-1	MR. ZAHOOR AHMAD	8	365	365	359	5	1	0	98.36	77.14
8	CHANDIGARH	PUNJAB	SH. C.G. HOODA	4	210	208	207	1	0	0	99.52	77.53
9	CHANDIGARH	PUNJAB I	SH. C.G. HOODA	18	1130	1126	1115	11	0	0	99.02	78.17
10	HYDERABAD	ANDHRA PRADESH	B. RAJENDRA RAO	15	633	632	625	5	2	0	98.89	80.72
11	HYDERABAD	DHARWAD	RAGHAVAN KAVALAN	25	1206	1205	1202	3	0	0	99.75	84.93
12	HYDERABAD	KERALA	M DRAVIDAMANI	20	953	953	952	1	0	0	99.9	85.29
13	HYDERABAD	TELANGANA	RAGHAVAN KAVALAN	1	17	17	17	0	0	0	100	79.24
14	HYDERABAD	TELANGANA	B. RAJENDRA RAO	9	480	473	474	5	0	0	98.95	84.20
15	HYDERABAD	TELANGANA	M DRAVIDAMANI	1	6	6	6	0	0	0	100	77.31
16	HYIDERABAD	VISHAKHAPATANAM	B. RAJENDRA RAO	1	8	8	6	1	1	0	75	75.50
17	JAIPUR	JHUNJHUNU	SH. SURESH KUMAR	14	869	867	863	4	0	0	99.54	78.51
18	JAIPUR	JODHPUR	SH. SURESH KUMAR	13	854	853	843	10	0	0	98.83	81.90
19	JAIPUR	KARNAL	SMT. KUSUM KUMARI	14	906	905	902	2	1	0	99.67	78.51
20	JAIPUR	SAWAI MADHOPUR	SH. SURESH KUMAR	13	810	808	804	4	0	0	99.5	82.62
21	LUCKNOW	AGRA	SH. N.P.RAJAN	26	1553	1546	1510	32	4	0	97.67	78.05
22	LUCKNOW	HARIDWAR	SH. P. R. PRASAD	22	1311	1308	1288	17	3	0	98.47	81.97
23	LUCKNOW	LUCKNOW	MRS. SARITA	33	1933	1921	1867	50	4	0	97.19	78.89
24	PATNA	BURDWAN	SH. S. RADHAKRISHNAN	13	687	686	682	3	1	0	99.42	80.65
25	PATNA	KATIHAR	DR. B.K.SINHA	7	333	333	328	4	1	0	98.5	79.91
26	PATNA	KATIHAR	SH. S. RADHAKRISHNAN	1	237	235	234	1	0	0	99.57	81.07
27	PATNA	KATIHAR	DR. D. K. MODI	4	200	200	199	0	1	0	99.5	77.86
28	PATNA	PATNA	DR. B.K.SINHA	9	369	368	366	2	0	0	99.44	81.05
29	PATNA	PATNA A	DR. B.K.SINHA	7	346	346	343	3	0	0	99.13	80.14
30	PATNA	PATNA-B	DR. B.K.SINHA	1	53	51	50	1	0	0	98.04	74.50
31	PATNA	RANCHI	DR. D. K. MODI	4	255	253	250	3	0	0	98.81	77.08
32	PATNA	RANCHI A	DR. D. K. MODI	8	455	453	446	7	0	0	98.45	75.67
33	PATNA	RANCHI B	DR. D. K. MODI	10	542	541	524	13	4	0	96.86	76.07
34	PUNE	AHMEDABA	SMT. R ANURADHA	14	561	559	548	9	2	0	98.03	79.43
35	PUNE	AHMEDNAG	MR. K.V.SURESH	2	57	57	57	0	0	0	100	83.83
36	PUNE	AMRAVATI	MR. ASHOK SALI	18	842	841	827	13	1	0	98.34	80.56
37	PUNE	GANDHI NAGAR	MR. K.V.SURESH	9	386	385	380	5	0	0	98.7	80.11
38	PUNE	PUNE	MR. K.V.SURESH	8	368	368	367	1	0	0	99.73	81.77
39	PUNE	SANGLI	MR. K.V.SURESH	7	253	252	247	5	0	0	98.02	81.75
40	SHILLONG	DIBRUGARH	SH. C. HARIBABU	15	622	620	608	10	2	0	98.06	76.20
41	SHILLONG	GUWAHATI	SH. N. DHIREN SINGH	23	921	913	897	16	0	0	98.25	78.83
42	SHILLONG	SHILLONG	SH. N. DHIREN SINGH	17	983	975	945	25	5	0	96.92	75.35
43	SHILLONG	SILCHAR	SH. S. K. SHARMA	16	705	691	673	18	0	0	97.4	77.09
	NVS			**548**	**29258**	**29152**	**28772**	**341**	**38**	**0**	**98.70**	79.95

- Based on the best five (English, Maths, Science, S.St and one of the best in which appeared

3 NVS TOPPERS IN CBSE BOARD EXAM RESULTS – 2020 (TOP 15 NVS RANK)

CLASS – X

Rank	Roll No.	Student's Name	Gender	SC/ ST/OBC	Handicapped	Total Marks*	%age	JNV - District	State/UT	Region
1	25138195	PRIYA SINGH	F	G		496	99.2	U S NAGAR	UTTARAKHAND	LUCKNOW
1	24140053	SUHANA SULFEEKKER	F	O		496	99.2	ERNAKULAM	KERALA	HYDERABAD
2	24140091	ANN MARIA	F	G		494	98.8	ERNAKULAM	KERALA	HYDERABAD
2	12101069	SWETAPADMA SAHU	F	O		494	98.8	ANGUL	ODISHA	BHOPAL
3	12101280	DIPTI PRASAD BEHERA	M	O		493	98.6	DHENKANAL	ODISHA	BHOPAL
3	12107914	UDIT KUMAR NAYAK	M	G		493	98.6	CUTTACK	ODISHA	BHOPAL
3	11209891	PRIYANKA YADAV	F	O		493	98.6	TONK	RAJASTHAN	JAIPUR
4	15146979	PRITHVIRAJ CHANDRAKANT SOLANKE	M	G		492	98.4	PARBHANI	MAHARASHTRA	PUNE
4	15123031	SAINATH MORALWAR	M	G		492	98.4	LATUR	MAHARASHTRA	PUNE
4	12148827	DURBASMRITI SAHA	F	C		492	98.4	BIRBHUM	W.BENGAL	PATNA
4	12109904	SURAJ SAHU	M	O		492	98.4	GAJAPATI	ODISHA	BHOPAL
4	12121744	HARSH AGRAWALLA	M	G		492	98.4	KHURDA	ODISHA	BHOPAL
5	25140966	PRIYANKA AGARWAL	F	G		491	98.2	MORADABAD	UTTAR PRADESH	LUCKNOW
5	25136284	PRIYA NEGI	F	G		491	98.2	RUDRAPRAYAG	UTTARAKHAND	LUCKNOW
5	25138166	MUSKAN BATHLA	F	G		491	98.2	U S NAGAR	UTTARAKHAND	LUCKNOW
5	25138134	LAKSHYA JOSHI	M	G		491	98.2	U S NAGAR	UTTARAKHAND	LUCKNOW
5	13106653	SUKHPREET SINGH	M	G	N	491	98.2	AMRITSAR -I	PB	CHANDIGARH
5	12134851	SHASWATI MISHRA	F	G		491	98.2	SONEPUR	ODISHA	BHOPAL
5	12101231	ABHISEK JENA	M	G		491	98.2	DHENKANAL	ODISHA	BHOPAL
5	12133989	SUSHREE TAMANNA SAHU	F	O		491	98.2	SAMBALPUR	ODISHA	BHOPAL
5	12101910	ALIVA JENA	F	G		491	98.2	BALASORE	ODISHA	BHOPAL
5	12116777	PRAYAS ROUT	M	O		491	98.2	KENDRAPADA	ODISHA	BHOPAL
6	25140917	ABHINAV KUMAR CHOUDHARY	M	O		490	98	MORADABAD	UTTAR PRADESH	LUCKNOW
6	15102852	NIKITA BAND	F	O		490	98	AKOLA	MAHARASHTRA	PUNE
6	15115207	NINAD PRASHANT KAMBLE	M	C		490	98	GADCHIROLI	MAHARASHTRA	PUNE
6	12131424	NIKITA CHAMPATI	F	G		490	98	PURI	ODISHA	BHOPAL
6	12130160	ASWAT ABHINANDAN	M	O		490	98	NAYAGARH	ODISHA	BHOPAL
6	12129638	AYUSH DAS	M	C		490	98	NABARANGPUR	ODISHA	BHOPAL
6	12101056	PRABHUPADA SIMINAKIA	M	T		490	98	ANGUL	ODISHA	BHOPAL
6	11210442	ABHISHEK SHARMA	M	G		490	98	UDAIPUR	RAJASTHAN	JAIPUR
7	25138182	AMMAR ANWAR	M	G		489	97.8	U S NAGAR	UTTARAKHAND	LUCKNOW
7	24113159	MALAVI G KAMAL	F	O		489	97.8	KOLLAM	KERALA	HYDERABAD
7	24140038	ALFRED JOB JAISON	M	G		489	97.8	ERNAKULAM	KERALA	HYDERABAD
7	24140021	MARIATT GEORGE	F	G		489	97.8	ERNAKULAM	KERALA	HYDERABAD
7	23250027	SEEMA KASAUDHAN	F	G	N	489	97.8	SIDDHARTH NAGA	UTTAR PRADESH	LUCKNOW
7	22307480	NIKU RAJ	M	C		489	97.8	PALAMU - II	JHARKHAND	PATNA

Rank	Roll No.	Student's Name	Gender	SC/ ST/OBC	Handicapped	Total Marks*	%age	JNV - District	State/UT	Region
7	15161813	UMAIR MANSOORALI PANSARE	M	G		489	97.8	RAIGAD	MAHARASHTRA	PUNE
7	15120918	SUJAL DADASAHEB KATTE	M	O		489	97.8	KOLHAPUR	MAHARASHTRA	PUNE
7	12101238	JASMINEE BEHERA	F	C		489	97.8	DHENKANAL	ODISHA	BHOPAL
7	12116943	PRITEE PAYAL	F	G		489	97.8	KEONJHAR	ODISHA	BHOPAL
7	12183753	RAMESHWAR CHANDRAVANSHI	M	O		489	97.8	KABIRDHAM	CHHATTISGARH	BHOPAL
7	12183716	HIMANSHU SAHU	M	O		489	97.8	KABIRDHAM	CHHATTISGARH	BHOPAL
8	25136257	DEVASHISH NEGI	M	G		488	97.6	RUDRAPRAYAG	UTTARAKHAND	LUCKNOW
8	24167506	YADHUKRISHNA P P	M	O		488	97.6	CANNANORE	KERALA	HYDERABAD
8	24158288	SHAHIN T K	M	O		488	97.6	MALLAPURAM	KERALA	HYDERABAD
8	24160859	SHERIN NAZER M C	F	O		488	97.6	CALICUT	KERALA	HYDERABAD
8	24130532	NIYA SUNIL	F	G		488	97.6	IDUKKI	KERALA	HYDERABAD
8	23250025	ABDUL BASEER	M	G	N	488	97.6	SIDDHARTH NAGA	UTTAR PRADESH	LUCKNOW
8	23122586	SHASHANK CHAKRAVARTI	M	O	N	488	97.6	BARABANKI	UTTAR PRADESH	LUCKNOW
8	18130560	PRAMOD B BELAGALI	M	G		488	97.6	BELGAUM	KARNATAKA	HYDERABAD
8	17243386	SANJANA KUMARI	F	C	N	488	97.6	MANDI	HP	CHANDIGARH
8	17116813	KANIKA VASHISHT	F	G	N	488	97.6	FARIDABAD	HARYANA	JAIPUR
8	15120958	VAISHNAVI VITTHAL GAVADE	F	G		488	97.6	KOLHAPUR	MAHARASHTRA	PUNE
8	15163375	ADITYA RAMESH CHOUGULE	M	G		488	97.6	SANGLI	MAHARASHTRA	PUNE
8	12166996	MD SAHIL HOSSAIN	M	O		488	97.6	MURSHIDABAD	W.BENGAL	PATNA
8	12134832	JHANSIRANI BAG	F	C		488	97.6	SONEPUR	ODISHA	BHOPAL
8	12101268	SUBHASWETA PRIYADARSHINI	F	O		488	97.6	DHENKANAL	ODISHA	BHOPAL
8	12101232	ANIMESH TRIPATHY	M	G		488	97.6	DHENKANAL	ODISHA	BHOPAL
8	12133996	PRITISHA BHOI	F	O		488	97.6	SAMBALPUR	ODISHA	BHOPAL
8	12112590	PRANAB SWARUP SAHOO	M	O		488	97.6	JAGATSINGHPUR	ODISHA	BHOPAL
8	12129651	MONSOON NAYAK	F	G		488	97.6	NABARANGPUR	ODISHA	BHOPAL
8	12101011	ANKIT ROSHAN PRADHAN	M	O		488	97.6	ANGUL	ODISHA	BHOPAL
8	11105031	HUDAD HARSH AJAYBHAI	M	O		488	97.6	AMRELI	GUJARAT	PUNE
9	25140929	ANSH DUBEY	M	G		487	97.4	MORADABAD	UTTAR PRADESH	LUCKNOW
9	25102672	SANDHYA RANI	F	C		487	97.4	CHAMPAWAT	UTTARAKHAND	LUCKNOW
9	25152909	PALLAVI KUSHWAHA	F	G		487	97.4	BIJNOR	UTTAR PRADESH	LUCKNOW
9	25164340	NEHA RANI	F	G		487	97.4	MUZAFFARNAGAR	UTTAR PRADESH	LUCKNOW
9	25136263	HIMANI	F	G		487	97.4	RUDRAPRAYAG	UTTARAKHAND	LUCKNOW
9	24163097	ANANYA S VINCENT	F	G		487	97.4	WYNAD	KERALA	HYDERABAD
9	24140077	APARNA SHAJI	F	O		487	97.4	ERNAKULAM	KERALA	HYDERABAD
9	23230698	AINDRI PANDEY	F	G	N	487	97.4	PRATAPGARH	UTTAR PRADESH	LUCKNOW
9	23129668	KSHITIJ	M	O	N	487	97.4	CHITRAKOOT	UTTAR PRADESH	LUCKNOW
9	22232831	NIKITA RAJ	F	O		487	97.4	SAMASTIPUR	BIHAR	PATNA
9	19101009	PRATHAM SINGH MANDLOI	M	G		487	97.4	BARWANI	MADHYA PRADESH	BHOPAL
9	18145460	MADHUSUDANA M	M	G		487	97.4	MANDYA	KARNATAKA	HYDERABAD

Rank	Roll No.	Student's Name	Gender	SC/ ST/OBC	Handicapped	Total Marks*	%age	JNV - District	State/UT	Region
9	17237398	SURBHIT PATIAL	M	G	N	487	97.4	HAMIRPUR	HP	CHANDIGARH
9	15147002	SUMEDH VINODKUMAR DONGRAJKAR	M	C		487	97.4	PARBHANI	MAHARASHTRA	PUNE
9	15146947	AVISHKAR DINESH CHOTHWE	M	G		487	97.4	PARBHANI	MAHARASHTRA	PUNE
9	15145989	SAMIKSHA GOPAL DEORE	F	O		487	97.4	NASIK	MAHARASHTRA	PUNE
9	13213253	SNEHA RANI	F	G	N	487	97.4	CHANDIGARH	PB	CHANDIGARH
9	12168846	PRANTIK SUBHRA CHOUDHURY	M	G		487	97.4	DAKSHIN DINAJP	W.BENGAL	PATNA
9	12168828	BISHWAMBHAR CHANDRA SHARMA	M	C		487	97.4	DAKSHIN DINAJP	W.BENGAL	PATNA
9	12166974	TASNIM RAHAMAN	F	O		487	97.4	MURSHIDABAD	W.BENGAL	PATNA
9	12110489	NRUSHINGHA NATH PATRA	M	G		487	97.4	GANJAM	ODISHA	BHOPAL
9	12136780	PRIYANKA KISAN	F	T		487	97.4	SUNDARGARH	ODISHA	BHOPAL
9	12112605	SATWIK MAHAPATRA	M	O		487	97.4	JAGATSINGHPUR	ODISHA	BHOPAL
9	12121775	SWOSTIK PARIDA	M	G		487	97.4	KHURDA	ODISHA	BHOPAL
9	12183776	KAMINI BANAIT	F	O		487	97.4	KABIRDHAM	CHHATTISGARH	BHOPAL
9	12183711	DINESH SAHU	M	O		487	97.4	KABIRDHAM	CHHATTISGARH	BHOPAL
9	11200934	AKSHITA KUMARI	F	O		487	97.4	SIKAR	RAJASTHAN	JAIPUR
10	25140932	ARSHAD ALI	M	O		486	97.2	MORADABAD	UTTAR PRADESH	LUCKNOW
10	25136280	PRAFFUL NEGI	M	G		486	97.2	RUDRAPRAYAG	UTTARAKHAND	LUCKNOW
10	24106963	ARSHAL ANIL	M	O		486	97.2	TRIVENDRAM	KERALA	HYDERABAD
10	23230696	SWATI DUBEY	F	G	N	486	97.2	PRATAPGARH	UTTAR PRADESH	LUCKNOW
10	23158078	AYUSH KUMAR PANDEY	M	G	N	486	97.2	GORAKHPUR	UTTAR PRADESH	LUCKNOW
10	23145486	ADITYA CHANDRA VERMA	M	G	N	486	97.2	FATEHPUR	UTTAR PRADESH	LUCKNOW
10	22242000	SUKRITI KUMARI	F	O		486	97.2	SHEIKHPURA	BIHAR	PATNA
10	18135020	DAKSHA K S	F	G		486	97.2	SOUTH CANARA	KARNATAKA	HYDERABAD
10	17131214	NICKY	F	G	N	486	97.2	GURUGRAM	HARYANA	JAIPUR
10	16117227	JUMKEN DUI	M	T		486	97.2	UPPER SUBANSIR	ARUNACHAL PRAD	SHILLONG
10	15160790	AMAN ABDULSAMAD INAMDAR	M	G		486	97.2	PUNE	MAHARASHTRA	PUNE
10	15123030	SHIVAM JADHAV	M	G		486	97.2	LATUR	MAHARASHTRA	PUNE
10	12165844	SANCHARI BERA	F	G		486	97.2	W. MEDINAPUR	W.BENGAL	PATNA
10	12165842	SAGNIK ROY	M	G		486	97.2	W. MEDINAPUR	W.BENGAL	PATNA
10	12110494	MADHABA MISHRA	M	G		486	97.2	GANJAM	ODISHA	BHOPAL
10	12112567	ABHIPSA NAYAK	F	G		486	97.2	JAGATSINGHPUR	ODISHA	BHOPAL
10	12130164	MIMANSA MANOSWINI	F	G		486	97.2	NAYAGARH	ODISHA	BHOPAL
10	12107884	ARSHAD AHMED	M	G		486	97.2	CUTTACK	ODISHA	BHOPAL
11	25115969	HIMANSHI NAUTIYAL	F	G		485	97	DEHRADUN	UTTARAKHAND	LUCKNOW
11	25100995	KOMAL BHATT	F	G		485	97	NAINITAL	UTTARAKHAND	LUCKNOW
11	25155332	VICHITRA KATARIYA	M	O		485	97	J P NAGAR	UTTAR PRADESH	LUCKNOW
11	24163056	DEVANANDHANA P S	F	O		485	97	WYNAD	KERALA	HYDERABAD
11	24119302	GOPIKA GANESH	F	O		485	97	ALLEPPY	KERALA	HYDERABAD
11	24150643	NEEHARIKA M H	F	O		485	97	TRICHUR	KERALA	HYDERABAD
11	24160854	ALAN SUNIL	M	O		485	97	CALICUT	KERALA	HYDERABAD

Rank	Roll No.	Student's Name	Gender	SC/ ST/OBC	Handicapped	Total Marks*	%age	JNV - District	State/UT	Region
11	24115717	SIDHARTH SAJI	M	O		485	97	PATANAMTHITTA	KERALA	HYDERABAD
11	24140078	M NEERAJA NOWSHAN	F	O		485	97	ERNAKULAM	KERALA	HYDERABAD
11	24140056	AFSANA P K	F	O		485	97	ERNAKULAM	KERALA	HYDERABAD
11	24140052	HIBA CHRISTINA THOMAS	F	O		485	97	ERNAKULAM	KERALA	HYDERABAD
11	24130515	ANJALY ANIL	F	O		485	97	IDUKKI	KERALA	HYDERABAD
11	23219179	HARSH YADAV	M	G	N	485	97	LUCKNOW	UTTAR PRADESH	LUCKNOW
11	23180290	AVINASH PATEL	M	O	N	485	97	JHANSI	UTTAR PRADESH	LUCKNOW
11	23136977	YASH KUMAR	M	O	N	485	97	ETAWAH	UTTAR PRADESH	LUCKNOW
11	22289266	NEHA KUMARI	F	O		485	97	GIRIDIH	JHARKHAND	PATNA
11	22230547	SHIWANGI KUMARI	F	O		485	97	SAHARSA	BIHAR	PATNA
11	22154703	SATYAM KUMAR SINGH	M	G		485	97	KAIMUR	BIHAR	PATNA
11	22167354	MADHU KUMARI	F	G		485	97	MUZAFFARPUR	BIHAR	PATNA
11	20202449	GONTHI SRIVALLI PRASANNA	F	C		485	97	VISHAKAPATNAM	A.P	HYDERABAD
11	19187162	SAMRIDDHI KHARE	F	G		485	97	TIKAMGARH	MADHYA PRADESH	BHOPAL
11	18146171	PUNARVASU V	M	G		485	97	MYSORE	KARNATAKA	HYDERABAD
11	17237387	SMRITI PATHANIA	F	G	N	485	97	HAMIRPUR	HP	CHANDIGARH
11	16127529	DIBYENDU DAS	M	C		485	97	BONGAIGAON	ASSAM	SHILLONG
11	16136880	MEHEDHI HASSAN LASKAR	M	G		485	97	HAILAKANDI	ASSAM	SHILLONG
11	15107506	UMA LOKHANDE	F	C		485	97	AURANGABAD	MAHARASHTRA	PUNE
11	15107446	OM DEHADRAY	M	O		485	97	AURANGABAD	MAHARASHTRA	PUNE
11	15120239	SACHIN GAYAKE	M	O		485	97	JALNA	MAHARASHTRA	PUNE
11	15123083	ROHAN DESHMUKH	M	G		485	97	LATUR	MAHARASHTRA	PUNE
11	12167016	RIMITA SARKAR	F	G		485	97	MURSHIDABAD	W.BENGAL	PATNA
11	12130161	DEEPANJALI SWAIN	F	O		485	97	NAYAGARH	ODISHA	BHOPAL
11	12116802	ANNWASA MALLICK	F	O		485	97	KENDRAPADA	ODISHA	BHOPAL
11	12116783	ASISH SAMANTARAY	M	G		485	97	KENDRAPADA	ODISHA	BHOPAL
11	12107926	ARPITA NAYAK	F	O		485	97	CUTTACK	ODISHA	BHOPAL
11	12107882	ASHIS KUMAR MISHRA	M	G		485	97	CUTTACK	ODISHA	BHOPAL
11	11152290	JHALAK JHALANI	F	G		485	97	DAUSA	RAJASTHAN	JAIPUR
11	11141031	NARESH CHOUDHARY	M	O		485	97	BARMER	RAJASTHAN	JAIPUR
12	24163033	AJAY MADHAV	M	O		484	96.8	WYNAD	KERALA	HYDERABAD
12	24106956	ADITHYA L S	F	O		484	96.8	TRIVENDRAM	KERALA	HYDERABAD
12	24140019	FENZA MARIA K A	F	G		484	96.8	ERNAKULAM	KERALA	HYDERABAD
12	23270283	DIYA SINGH	F	C	N	484	96.8	VARANASI	UTTAR PRADESH	LUCKNOW
12	23247004	ANK KUMAR GUPTA	M	O	N	484	96.8	SANT KABIR NAG	UTTAR PRADESH	LUCKNOW
12	22289295	ANMOL KUMAR GUPTA	M	O		484	96.8	GIRIDIH	JHARKHAND	PATNA
12	22137799	MANISH KUMAR	M	O		484	96.8	GAYA - II	BIHAR	PATNA
12	21141194	MANJAREE	F	G		484	96.8	BULANDSHAHAR	UTTAR PRADESH	LUCKNOW
12	20189939	MALLISETTY HARSHITHA	F	G		484	96.8	RANGA REDDY	TELANGANA	HYDERABAD
12	19190796	RAKHI SHUKLA	F	G		484	96.8	UMARIA	MADHYA PRADESH	BHOPAL
12	19165189	NANCY CHOUKSEY	F	O		484	96.8	NARSINGHPUR	MADHYA PRADESH	BHOPAL
12	18146189	SAISRI S	F	O		484	96.8	MYSORE	KARNATAKA	HYDERABAD

Rank	Roll No.	Student's Name	Gender	SC/ ST/OBC	Handicapped	Total Marks*	%age	JNV - District	State/UT	Region
12	18107609	SRINIDI RAMANATHAN	F	G		484	96.8	BANGLORE URBAN	KARNATAKA	HYDERABAD
12	18145471	RACHANA RAJU M	F	O		484	96.8	MANDYA	KARNATAKA	HYDERABAD
12	17243377	HARSHITA	F	G	N	484	96.8	MANDI	HP	CHANDIGARH
12	17243375	APOORVA WALIA	F	G	N	484	96.8	MANDI	HP	CHANDIGARH
12	16163222	BHOLA PAUL	M	O		484	96.8	GOMATI	TRIPURA	SHILLONG
12	16132567	A H MD AMANULLAH	M	G		484	96.8	KARIMGANJ	ASSAM	SHILLONG
12	15167057	SOUNDARYA NIMBANAPPA HARKUD	F	G		484	96.8	SOLAPUR	MAHARASHTRA	PUNE
12	15107496	PRANJAL DEVKAR	F	O		484	96.8	AURANGABAD	MAHARASHTRA	PUNE
12	15112741	PRAJWAL GAVHARE	M	O		484	96.8	CHANDRAPUR	MAHARASHTRA	PUNE
12	13191621	HIMANI	F	G	N	484	96.8	SANGRUR	PB	CHANDIGARH
12	12168836	MANOJ BARMAN	M	C		484	96.8	DAKSHIN DINAJP	W.BENGAL	PATNA
12	12168589	SUBHADEEP MAHATO	M	O		484	96.8	PURULIA	W.BENGAL	PATNA
12	12153039	BRISTI MANDAL	F	G		484	96.8	HOOGHLY	W.BENGAL	PATNA
12	12134826	BIBEK KUMAR TANDI	M	C		484	96.8	SONEPUR	ODISHA	BHOPAL
12	12134825	ALISHA PRIYADARSHINEE PADHAN	F	O		484	96.8	SONEPUR	ODISHA	BHOPAL
12	12101269	CHELSI CHELINA	F	O		484	96.8	DHENKANAL	ODISHA	BHOPAL
12	12105969	BARSHARANI PADHAN	F	O		484	96.8	BOLANGIR	ODISHA	BHOPAL
12	12101938	SRISTI BISWAL	F	G		484	96.8	BALASORE	ODISHA	BHOPAL
12	12106146	ANJAN KHAMARI	M	O		484	96.8	BOUDH	ODISHA	BHOPAL
12	12121761	SONALI BISWAL	F	O		484	96.8	KHURDA	ODISHA	BHOPAL
12	12101058	NARAYAN SATAPATHY	M	G		484	96.8	ANGUL	ODISHA	BHOPAL
12	11142626	YASH KUMAR	M	O		484	96.8	BHARATPUR	RAJASTHAN	JAIPUR
12	11105043	KHUNT DHRUVI GHANSHYAMBHAI	F	G		484	96.8	AMRELI	GUJARAT	PUNE
13	25115968	GRAPSY	F	G		483	96.6	DEHRADUN	UTTARAKHAND	LUCKNOW
13	25140950	JAYANT	M	C		483	96.6	MORADABAD	UTTAR PRADESH	LUCKNOW
13	24160872	JAYALAKSHMI GANESH	F	O		483	96.6	CALICUT	KERALA	HYDERABAD
13	23222439	KRISHNAKANT CHAUHAN	M	O	N	483	96.6	MAU	UTTAR PRADESH	LUCKNOW
13	23201420	SAHITYA KUSHWAHA	M	O	N	483	96.6	LAKHIMPUR KHIR	UTTAR PRADESH	LUCKNOW
13	23136960	NANCY SHAKYA	F	O	N	483	96.6	ETAWAH	UTTAR PRADESH	LUCKNOW
13	23132212	ABHINAV SINGH	M	G	N	483	96.6	DEORIA	UTTAR PRADESH	LUCKNOW
13	22299939	SURAJ KUMAR	M	O		483	96.6	HAZARIBAGH	JHARKHAND	PATNA
13	22289268	NISHA KUMARI	F	O		483	96.6	GIRIDIH	JHARKHAND	PATNA
13	22101643	MITHILESH KUMAR	M	O		483	96.6	ARARIA	BIHAR	PATNA
13	22180976	RANI KUMARI	F	O		483	96.6	NALANDA	BIHAR	PATNA
13	20194856	UMEDA RANAVEER	M	T		483	96.6	NIZAMABAD	TELANGANA	HYDERABAD
13	20215418	DARAM MANOHAR REDDY	M	G		483	96.6	E.GODAVARI-II	A.P	HYDERABAD
13	20220081	GEETHA PITTA	F	O		483	96.6	SRIKAKULAM	A.P	HYDERABAD
13	19165193	SWARNIMA SHARMA	F	G		483	96.6	NARSINGHPUR	MADHYA PRADESH	BHOPAL
13	18130531	PRAJWAL B ILIGER	M	G		483	96.6	BELGAUM	KARNATAKA	HYDERABAD
13	18145488	VAIBHAV S P	M	C		483	96.6	MANDYA	KARNATAKA	HYDERABAD
13	17243405	NISHANT BHANDARI	M	G	N	483	96.6	MANDI	HP	CHANDIGARH
13	15114305	KARUNESH SANJAY MORE	M	G		483	96.6	DHULE	MAHARASHTRA	PUNE

Rank	Roll No.	Student's Name	Gender	SC/ ST/OBC	Handicapped	Total Marks*	%age	JNV - District	State/UT	Region
13	15160759	MINI KUMARI	F	O		483	96.6	PUNE	MAHARASHTRA	PUNE
13	15103114	SACHIN SHYAM PANDE	M	T		483	96.6	WASHIM	MAHARASHTRA	PUNE
13	15103079	RUCHA RUPESH MAHAKAL	F	O		483	96.6	WASHIM	MAHARASHTRA	PUNE
13	15102238	YASH POPAT CHAUDHARI	M	G		483	96.6	AHMEDNAGAR	MAHARASHTRA	PUNE
13	15112720	KHUSHI RANDIVE	F	T		483	96.6	CHANDRAPUR	MAHARASHTRA	PUNE
13	15109640	VIVEK RATHI	M	G		483	96.6	BULDANA	MAHARASHTRA	PUNE
13	15117059	AYUSH SHARMANAND SHAHARE	M	C		483	96.6	GONDIA	MAHARASHTRA	PUNE
13	15143379	NAHOOSH JILHEWAR	M	G		483	96.6	NANDED	MAHARASHTRA	PUNE
13	12165836	JYOTIRMAY SAU	M	G		483	96.6	W. MEDINAPUR	W.BENGAL	PATNA
13	12131436	DISHA PRIYADARSHINI	F	O		483	96.6	PURI	ODISHA	BHOPAL
13	12101286	PRITIPADMA DAS	F	G		483	96.6	DHENKANAL	ODISHA	BHOPAL
13	12101257	SWAGATIKA NAYAK	F	O		483	96.6	DHENKANAL	ODISHA	BHOPAL
13	12116956	BIBHUTI SUNDAR JENA	M	C		483	96.6	KEONJHAR	ODISHA	BHOPAL
13	12133990	KSHIROD SAHU	M	O		483	96.6	SAMBALPUR	ODISHA	BHOPAL
13	12133948	ARYAN BHOI	M	O		483	96.6	SAMBALPUR	ODISHA	BHOPAL
13	12121768	SUBRAT SUBUDHI	M	G		483	96.6	KHURDA	ODISHA	BHOPAL
13	12184453	SHREEYA MISHRA	F	G		483	96.6	KANKER	CHHATTISGARH	BHOPAL
13	12170033	HIMANSHU SHEKHAR SINGH	M	G		483	96.6	BASTAR	CHHATTISGARH	BHOPAL
14	25100982	BHAWANA PAPNAI	F	G		482	96.4	NAINITAL	UTTARAKHAND	LUCKNOW
14	25100959	GYANSH AGARWAL	M	G		482	96.4	NAINITAL	UTTARAKHAND	LUCKNOW
14	25140972	SAHIBA	F	G		482	96.4	MORADABAD	UTTAR PRADESH	LUCKNOW
14	25102684	DEEPAK SINGH BISHT	M	G		482	96.4	CHAMPAWAT	UTTARAKHAND	LUCKNOW
14	25179971	RAHUL YADAV	M	O		482	96.4	SAMBHAL	UTTAR PRADESH	LUCKNOW
14	25136431	OM BAGRI	M	G		482	96.4	TEHRI GARHWAL	UTTARAKHAND	LUCKNOW
14	25138181	ANUSHKA JOSHI	F	G		482	96.4	U S NAGAR	UTTARAKHAND	LUCKNOW
14	24163039	ANNIE SUSMIN STEAPHEN	F	O		482	96.4	WYNAD	KERALA	HYDERABAD
14	24158333	SILPA M	F	O		482	96.4	MALLAPURAM	KERALA	HYDERABAD
14	24150617	ASWIN S	M	G		482	96.4	TRICHUR	KERALA	HYDERABAD
14	24130545	EVELYNN MARY JOSEPH	F	G		482	96.4	IDUKKI	KERALA	HYDERABAD
14	22307479	NIKHIL RAJ SONI	M	O		482	96.4	PALAMU - II	JHARKHAND	PATNA
14	22299897	WATAN KUMAR	M	O		482	96.4	HAZARIBAGH	JHARKHAND	PATNA
14	22112819	RAUNAK KUMAR	M	O		482	96.4	BHAGALPUR	BIHAR	PATNA
14	22157818	RAFIA PERWEEN	F	G		482	96.4	KISHANGANJ	BIHAR	PATNA
14	22167320	SAUMYA	F	G		482	96.4	MUZAFFARPUR	BIHAR	PATNA
14	20195379	SOUMYA BODIGAM	F	G		482	96.4	WARANGAL	TELANGANA	HYDERABAD
14	20215453	RAMAGIRI HARISH	M	O		482	96.4	E.GODAVARI-II	A.P	HYDERABAD
14	20217074	LIKHITHA KAKI	F	O		482	96.4	WEST GODAVARY	A.P	HYDERABAD
14	19183624	DHRUV SINGHAL	M	G		482	96.4	SHEOPUR	MADHYA PRADESH	BHOPAL
14	18155507	DEEPA M MURAL	F	O		482	96.4	BIJAPUR	KARNATAKA	HYDERABAD
14	18152984	SINCHANA D	F	O		482	96.4	TUMKUR	KARNATAKA	HYDERABAD
14	18132678	B U DEEKSHITH PATEL	M	G		482	96.4	CHIKMAGLORE	KARNATAKA	HYDERABAD
14	17230977	PULKIT SINGLA	M	G	N	482	96.4	YAMUNANAGAR	HARYANA	JAIPUR

Rank	Roll No.	Student's Name	Gender	SC/ ST/OBC	Handicapped	Total Marks*	%age	JNV - District	State/UT	Region
14	17198996	RITUL	F	O	N	482	96.4	PANIPAT	HARYANA	JAIPUR
14	16153211	SANGRAMITA SARKAR	F	G		482	96.4	EAST SIKKIM	SIKKIM	SHILLONG
14	16131497	CHINMOY DEKA	M	G		482	96.4	N.C. HILLS	ASSAM	SHILLONG
14	16131978	SUDESHNA PHUKAN	F	O		482	96.4	DIBRUGARH	ASSAM	SHILLONG
14	15120943	PRUTHVIRAJ BHIKAJI SURYAVANSHI	M	G		482	96.4	KOLHAPUR	MAHARASHTRA	PUNE
14	12140703	PIYASHA CHAKRABORTY	F	G		482	96.4	S.24 PARAGANAS	W.BENGAL	PATNA
14	12167002	SAYAN DAS	M	C		482	96.4	MURSHIDABAD	W.BENGAL	PATNA
14	12166999	MD KAIEF SAIKH	M	O		482	96.4	MURSHIDABAD	W.BENGAL	PATNA
14	12131440	BANTIRAJ BEHERA	M	C		482	96.4	PURI	ODISHA	BHOPAL
14	12134854	YOGADHATRI MALLIK	F	T		482	96.4	SONEPUR	ODISHA	BHOPAL
14	12134823	ANSHUMAN ACHARYA	M	G		482	96.4	SONEPUR	ODISHA	BHOPAL
14	12101303	RUPESH SAHOO	M	O		482	96.4	DHENKANAL	ODISHA	BHOPAL
14	12116331	ANIKET PATTNAIK	M	G		482	96.4	PHULBANI	ODISHA	BHOPAL
14	12106007	MADHABEE PATRA	F	O		482	96.4	BOLANGIR	ODISHA	BHOPAL
14	12101947	PRITIRANJAN BEHERA	M	O		482	96.4	BALASORE	ODISHA	BHOPAL
14	12113697	RITIKA PRIYADARSHINEE PRUSTY	F	O		482	96.4	JAJPUR	ODISHA	BHOPAL
14	12116778	ASUTOSH NAYAK	M	G		482	96.4	KENDRAPADA	ODISHA	BHOPAL
14	12107899	RAJNANDINI MOHAPATRA	F	O		482	96.4	CUTTACK	ODISHA	BHOPAL
14	11152709	ARPIT GARG	M	G		482	96.4	DHOLPUR	RAJASTHAN	JAIPUR
14	11144998	PARTH SHEKHAWAT	M	G		482	96.4	BHILWARA	RAJASTHAN	JAIPUR
14	11138859	SUNIL	M	O		482	96.4	ALWAR	RAJASTHAN	JAIPUR
14	11105032	SAVANT AKIL YUNUSBHAI	M	O		482	96.4	AMRELI	GUJARAT	PUNE
15	25115962	ANOOP KRISHWAN	M	G		481	96.2	DEHRADUN	UTTARAKHAND	LUCKNOW
15	25140928	ANANT KUMAR RANA	M	G		481	96.2	MORADABAD	UTTAR PRADESH	LUCKNOW
15	25145938	DIVYANSHU PANWAR	M	O		481	96.2	UTTARKASHI	UTTARAKHAND	LUCKNOW
15	25164300	AASTHA SHARMA	F	G		481	96.2	MUZAFFARNAGAR	UTTAR PRADESH	LUCKNOW
15	25136250	AVNISH BHATT	M	G		481	96.2	RUDRAPRAYAG	UTTARAKHAND	LUCKNOW
15	25138204	SHWETA RANI	F	C		481	96.2	U S NAGAR	UTTARAKHAND	LUCKNOW
15	24106994	AKASH R S SWAMI	M	O		481	96.2	TRIVENDRAM	KERALA	HYDERABAD
15	24119289	SUNIT S DEV	M	O		481	96.2	ALLEPPY	KERALA	HYDERABAD
15	24158314	FIDA PARVIN PULIKKAL	F	O		481	96.2	MALLAPURAM	KERALA	HYDERABAD
15	24169868	AMAN M G	M	O		481	96.2	KASARGOD	KERALA	HYDERABAD
15	24140093	SANIYA ELDHO	F	G		481	96.2	ERNAKULAM	KERALA	HYDERABAD
15	23247007	ARYAN RAJ SINGH	M	O	N	481	96.2	SANT KABIR NAG	UTTAR PRADESH	LUCKNOW
15	23220512	DEEPSHIKHA YADAV	F	O	N	481	96.2	MAHARAJGANJ	UTTAR PRADESH	LUCKNOW
15	23220498	AVINASH VERMA	M	O	N	481	96.2	MAHARAJGANJ	UTTAR PRADESH	LUCKNOW
15	23182934	PIYUSH KUMAR	M	O	N	481	96.2	KANNAUJ	UTTAR PRADESH	LUCKNOW
15	22266285	RAJESH KUMAR	M	G		481	96.2	CHATRA	JHARKHAND	PATNA
15	22131332	AKANKSHA AJEY	F	O		481	96.2	E. CHAMPARAN	BIHAR	PATNA
15	22232825	ANMOL CHANDRA MISHRA	M	G		481	96.2	SAMASTIPUR	BIHAR	PATNA
15	20192758	NAMANI AKHIL	M	O		481	96.2	MAHABOOB NAGAR	TELANGANA	HYDERABAD
15	20195354	NIRUPAM CHANDRA KONDA	M	O		481	96.2	WARANGAL	TELANGANA	HYDERABAD

Rank	Roll No.	Student's Name	Gender	SC/ ST/OBC	Handicapped	Total Marks*	%age	JNV - District	State/UT	Region
15	20189957	THUMMA USHASREE	F	O		481	96.2	RANGA REDDY	TELANGANA	HYDERABAD
15	20190422	GUGLAVATH ROHITH NAYAK	M	T		481	96.2	ADILABAD	TELANGANA	HYDERABAD
15	20209801	GOLLA SAHITHI	F	O		481	96.2	ANANTAPUR	A.P	HYDERABAD
15	20202475	KILLANA RAMU	M	O		481	96.2	VISHAKAPATNAM	A.P	HYDERABAD
15	18152976	REKHA B	F	O		481	96.2	TUMKUR	KARNATAKA	HYDERABAD
15	18127625	PRADEEP P T	M	O		481	96.2	BELLARY	KARNATAKA	HYDERABAD
15	18141225	SINCHANA D	F	O		481	96.2	HASSAN	KARNATAKA	HYDERABAD
15	17242728	MUSKAN THAKUR	F	G	N	481	96.2	KULLU	HP	CHANDIGARH
15	17131229	YUVRAJ	M	O	N	481	96.2	GURUGRAM	HARYANA	JAIPUR
15	17230957	AARAV SINGH	M	O	N	481	96.2	YAMUNANAGAR	HARYANA	JAIPUR
15	17108736	MITUL TANDON	M	G	N	481	96.2	BHIWANI	HARYANA	JAIPUR
15	16136169	ASIF MEHDI HASAN	M	G		481	96.2	DHUBRI	ASSAM	SHILLONG
15	16132691	PRIYAM SAIKIA	F	G		481	96.2	KAMRUP	ASSAM	SHILLONG
15	15103083	SAMARTH VIJAY SHINDE	M	O		481	96.2	WASHIM	MAHARASHTRA	PUNE
15	15167038	SAKSHI SHARAD DESHMUKH	F	G		481	96.2	SOLAPUR	MAHARASHTRA	PUNE
15	15108209	SAYALI HUMBE	F	G		481	96.2	BEED	MAHARASHTRA	PUNE
15	15174008	SAKSHI S KADAM	F	G		481	96.2	WARDHA	MAHARASHTRA	PUNE
15	12140683	SAMYAKBRATA BISWAS	M	G		481	96.2	S.24 PARAGANAS	W.BENGAL	PATNA
15	12138925	PUJA BISWAS	F	C		481	96.2	NADIA	W.BENGAL	PATNA
15	12165364	BISWADIP SASMAL	M	G		481	96.2	E. MEDINIPUR	W.BENGAL	PATNA
15	12148402	ARJUN HAZRA	M	C		481	96.2	BURDWAN	W.BENGAL	PATNA
15	12131459	BISWOJIT PARIDA	M	O		481	96.2	PURI	ODISHA	BHOPAL
15	12116978	RAJALAXMI SWAIN	F	O		481	96.2	KEONJHAR	ODISHA	BHOPAL
15	12116935	MAMALI MISHRA	F	G		481	96.2	KEONJHAR	ODISHA	BHOPAL
15	12129013	SATYAPRAKASH GIRI	M	O		481	96.2	MAYURBHANJ	ODISHA	BHOPAL
15	12114914	PRINCIPRIYA MEHER	F	O		481	96.2	KALAHANDI	ODISHA	BHOPAL
15	12101843	BISWAKALYANI NAYAK	F	O		481	96.2	BHADRAK	ODISHA	BHOPAL
15	12121752	OMM PRAKASH BISOI	M	O		481	96.2	KHURDA	ODISHA	BHOPAL
15	12186754	KANISHKA NAYAK	F	C		481	96.2	KOREA	CHHATTISGARH	BHOPAL
15	11112892	HARSHIT PATEL	M	G		481	96.2	GANDHINAGAR	GUJARAT	PUNE

- Based on the best five (English, Maths, Science, S.St and one of the best in which appeared).

****

NVS TOPPERS IN CBSE BOARD EXAMINATION – 2020
(TOP 15 NVS RANK)

CLASS – XII

Rank	Roll No.	Student's Name	Gender	SC/ ST/OBC	Handicapped	Total Marks	%age	JNV - District	State/UT	Region
1	20650156	THONGALA SAI TEJA	M	O		497	99.4	NIZAMABAD	TELANGANA	HYDERABAD
2	24603831	ABHISHEK L P	M	G		496	99.2	TRIVENDRAM	KERALA	HYDERABAD
3	24632558	NIRUPAMA AMY S S	F	O		495	99	CALICUT	KERALA	HYDERABAD
4	24622598	VINAYAK M MALIL	M	C		493	98.6	ERNAKULAM	KERALA	HYDERABAD
5	24608155	ROHIT M KUMAR	M	G		491	98.2	PATANAMTHITTA	KERALA	HYDERABAD
5	24628881	LAKSHMIPRIYA A S	F	O		491	98.2	TRICHUR	KERALA	HYDERABAD
5	24628898	SUBIN P S	M	O		491	98.2	TRICHUR	KERALA	HYDERABAD
6	24616244	SHANE JOBES MATHEW	M	G		490	98	KOTTAYAM	KERALA	HYDERABAD
6	24622540	EMILIN SEBY	F	G		490	98	ERNAKULAM	KERALA	HYDERABAD
6	24632513	HRUSHIKESH S	M	G		490	98	CALICUT	KERALA	HYDERABAD
6	22623614	AJEET KUMAR	M	O		490	98	KATIHAR	BIHAR	PATNA
6	25617339	AKANKSHA GAIROLA	F	G		490	98	HARIDWAR	UTTARAKHAND	LUCKNOW
7	18603429	JHAANSI REDDY	F	O		489	97.8	BANGLORE URBAN	KARNATAKA	HYDERABAD
7	24622581	ALAN ELDHOSE	M	G		489	97.8	ERNAKULAM	KERALA	HYDERABAD
7	16626132	POMPI KALITA	F	O		489	97.8	DHEMAJI	ASSAM	SHILLONG
7	22667382	KUMARI SAUMYA	F	G		489	97.8	SAMASTIPUR	BIHAR	PATNA
7	25632153	ASHISH BISHT	M	G		489	97.8	U S NAGAR	UTTARAKHAND	LUCKNOW
8	19638668	KASHISH JAIN	F	G		488	97.6	JABALPUR	MADHYA PRADESH	BHOPAL
8	24622599	ARUNDHATHI K BIJU	F	C		488	97.6	ERNAKULAM	KERALA	HYDERABAD
8	24635192	AVANI K V	F	G		488	97.6	CANNANORE	KERALA	HYDERABAD
8	22681060	SUNNY KUMAR	M	G		488	97.6	BOKARO	JHARKHAND	PATNA

Rank	Roll No.	Student's Name	Gender	SC/ ST/OBC	Handicapped	Total Marks	%age	JNV - District	State/UT	Region
8	25600414	NEHA JANTWAL	F	G		488	97.6	ALMORA	UTTARAKHAND	LUCKNOW
9	15619079	NIHAL SHUKLA	M	G		487	97.4	PUNE	MAHARASHTRA	PUNE
9	15619082	PRINCE RAJ	M	O		487	97.4	PUNE	MAHARASHTRA	PUNE
9	24617060	DIVYA M	F	C		487	97.4	IDUKKI	KERALA	HYDERABAD
9	24628839	ANIRUDH A V	M	O		487	97.4	TRICHUR	KERALA	HYDERABAD
9	24635206	SWATHI RAJ M	F	O		487	97.4	CANNANORE	KERALA	HYDERABAD
9	23699119	KRISHNANSHU TANWAR	M	G		487	97.4	ALLAHABAD	UTTAR PRADESH	LUCKNOW
10	12600890	PRANGYA SUMAN MAHAKUD	F	O		486	97.2	BALASORE	ODISHA	BHOPAL
10	18603291	KRISHNA BHARDWAJ	M	O		486	97.2	BANGLORE URBAN	KARNATAKA	HYDERABAD
10	19614356	TANU	F	C		486	97.2	DEWAS	MADHYA PRADESH	BHOPAL
10	20639684	APRAMEYA GIRISH HEBBAR	M	G		486	97.2	PONDYCHERRY	UT	HYDERABAD
10	24633362	FEBIN THOMAS	M	G		486	97.2	WYNAD	KERALA	HYDERABAD
10	13613175	AKSHIT KUMAR	M	G		486	97.2	FARIDKOT	PB	CHANDIGARH
10	17708023	SONIA	F	C		486	97.2	MANDI	HP	CHANDIGARH
10	22677223	RISHU KUMAR	M	G		486	97.2	W. CHAMPARAN	BIHAR	PATNA
10	25637753	PRANSHU BADHANI	M	O		486	97.2	UTTARKASHI	UTTARAKHAND	LUCKNOW
11	11653196	KOMAL CHOUDHARY	F	O		485	97	JAIPUR	RAJASTHAN	JAIPUR
11	11676607	DILEEP KUMAR	M	O		485	97	NAGAUR	RAJASTHAN	JAIPUR
11	12633498	SAYANI CHAKRABORTY	F	G		485	97	HOOGHLY	W.BENGAL	PATNA
11	15619103	VINAY N.NIDAGUNDI	M	O		485	97	PUNE	MAHARASHTRA	PUNE
11	18603386	SAURAV KUMAR YADAV	M	O		485	97	BANGLORE URBAN	KARNATAKA	HYDERABAD
11	19611480	RITIKA JAIN	F	G		485	97	CHHATARPUR	MADHYA PRADESH	BHOPAL
11	24617036	LIJU MON A P	M	G		485	97	IDUKKI	KERALA	HYDERABAD

Rank	Roll No.	Student's Name	Gender	SC/ ST/OBC	Handicapped	Total Marks	%age	JNV - District	State/UT	Region
11	24622569	VINITA M	F	G		485	97	ERNAKULAM	KERALA	HYDERABAD
11	24631703	NAVYA PRAKASH K V	F	G		485	97	MALLAPURAM	KERALA	HYDERABAD
11	13629554	PARAMJIT KUMAR	M	G		485	97	JALLANDHAR	PB	CHANDIGARH
11	13702203	SHILPA DEVI	F	G		485	97	UDHAMPUR	J&K	CHANDIGARH
11	16621674	NISHAN KUMAR NATH	M	O		485	97	DARRANG	ASSAM	SHILLONG
11	17623806	ARYAN SIHAG	M	G		485	97	FATEHABAD	HARYANA	JAIPUR
11	17704553	VANSH SINGH CHAUDHARY	M	G		485	97	HAMIRPUR	HP	CHANDIGARH
11	25601274	SHUBHAM JOSHI	M	G		485	97	BAGESHWAR	UTTARAKHAND	LUCKNOW
11	25642614	KANIKA TYAGI	F	G		485	97	BIJNOR	UTTAR PRADESH	LUCKNOW
12	11687007	SHANTA DANGI	F	O		484	96.8	UDAIPUR	RAJASTHAN	JAIPUR
12	12606611	JYOTIPRAKASH MAHARAJ	M	G		484	96.8	KENDRAPADA	ODISHA	BHOPAL
12	12634855	ABHRADEEP GOSWAMI	M	G		484	96.8	ALIPURDWAR	W.BENGAL	PATNA
12	15621405	SANDHYA VIJAY BEHERA	F	G		484	96.8	THANE	MAHARASHTRA	PUNE
12	18603182	AJITH S	M	O		484	96.8	BANGLORE URBAN	KARNATAKA	HYDERABAD
12	19653135	KSHITIJ SONI	M	O		484	96.8	ANUPPUR	MADHYA PRADESH	BHOPAL
12	19659483	ANSHUL VISHWAKARMA	M	O		484	96.8	VIDISHA	MADHYA PRADESH	BHOPAL
12	20657556	NAGIREDDY ROHITH KUMAR REDDY	M	G		484	96.8	PRAKASHAM-II	A.P	HYDERABAD
12	24603862	VIJAY J V	M	O		484	96.8	TRIVENDRAM	KERALA	HYDERABAD
12	24622582	AMAL KRISHNA P V	M	O		484	96.8	ERNAKULAM	KERALA	HYDERABAD
12	24635185	ANURAG K V	M	O		484	96.8	CANNANORE	KERALA	HYDERABAD
12	16641987	INDRAJIT SHARMA	M	G		484	96.8	WEST SIKKIM	SIKKIM	SHILLONG
12	17703959	AYUSH KUMAR	M	G		484	96.8	BILASPUR	HP	CHANDIGARH
12	22667372	ANKIT KUMAR	M	O		484	96.8	SAMASTIPUR	BIHAR	PATNA

Rank	Roll No.	Student's Name	Gender	SC/ ST/OBC	Handicapped	Total Marks	%age	JNV - District	State/UT	Region
12	23704000	ARTI RAJ	F	C		484	96.8	SITAPUR-I	UTTAR PRADESH	LUCKNOW
12	25600401	DEEPANSHU GHUGTYAL	M	G		484	96.8	ALMORA	UTTARAKHAND	LUCKNOW
12	25651084	REENU SIROHI	F	O		484	96.8	MUZAFFARNAGAR	UTTAR PRADESH	LUCKNOW
13	11626755	KAMLESH KUMAR	M	C		483	96.6	BARMER	RAJASTHAN	JAIPUR
13	11677327	TANNU CHARAN	F	O		483	96.6	PALI	RAJASTHAN	JAIPUR
13	15619077	MOHD SAHIL	M	O		483	96.6	PUNE	MAHARASHTRA	PUNE
13	15619083	PUSHPRAJ	M	O		483	96.6	PUNE	MAHARASHTRA	PUNE
13	15620863	JANNAT MATEENULLAH KHAN	F	G		483	96.6	SINDHUDURG	MAHARASHTRA	PUNE
13	18603265	GITARTHA PRAN BHARADWAJ	M	G		483	96.6	BANGLORE URBAN	KARNATAKA	HYDERABAD
13	19616488	ROHIT AHIRWAR	M	C		483	96.6	GWALIOR	MADHYA PRADESH	BHOPAL
13	20649390	SUDIPTA HAZRA	M	G		483	96.6	RANGA REDDY	TELANGANA	HYDERABAD
13	20649673	LAVOORI GEETHANJALI	F	T		483	96.6	KHAMMAM	TELANGANA	HYDERABAD
13	24603856	SIKHA MOL K B	F	C		483	96.6	TRIVENDRAM	KERALA	HYDERABAD
13	24616189	DHANYA S NAIR	F	G		483	96.6	KOTTAYAM	KERALA	HYDERABAD
13	24616252	K DIVINEMOL	F	T		483	96.6	KOTTAYAM	KERALA	HYDERABAD
13	24635208	THEJUS A	M	O		483	96.6	CANNANORE	KERALA	HYDERABAD
13	17623843	MANISH KUMAR	M	C		483	96.6	FATEHABAD	HARYANA	JAIPUR
13	21616451	ADITI SINGH CHAUHAN	F	G		483	96.6	ALIGARH	UTTAR PRADESH	LUCKNOW
13	22611149	BANDANA KUMARI	F	O		483	96.6	BUXAR	BIHAR	PATNA
13	22661647	ABHISHEK KUMAR	M	O		483	96.6	PURNEA	BIHAR	PATNA
13	22704740	AVINASH RANJAN	M	O		483	96.6	PAKUR - I	JHARKHAND	PATNA
13	23683232	PRATEEK KUMAR GUPT	M	O		483	96.6	MAHARAJGANJ	UTTAR PRADESH	LUCKNOW
13	25601260	NISHTHA KARKI	F	G		483	96.6	BAGESHWAR	UTTARAKHAND	LUCKNOW

Rank	Roll No.	Student's Name	Gender	SC/ ST/OBC	Handicapped	Total Marks	%age	JNV - District	State/UT	Region
13	25629729	HIMANSHU JOSHI	M	G		483	96.6	PITHORAGARH	UTTARAKHAND	LUCKNOW
14	11611098	UTSAVKUMAR SUTHAR	M	O		482	96.4	PATAN	GUJARAT	PUNE
14	11634276	SAURABH SHARMA	M	G		482	96.4	DAUSA	RAJASTHAN	JAIPUR
14	11634298	GAJENDRA SAINI	M	O		482	96.4	DAUSA	RAJASTHAN	JAIPUR
14	11676635	VIRENDRA JOUR	M	C		482	96.4	NAGAUR	RAJASTHAN	JAIPUR
14	11678407	YASHITA SHRIMALI	F	G		482	96.4	RAJSAMAND	RAJASTHAN	JAIPUR
14	11686837	MOGLESH MEENA	M	T		482	96.4	TONK	RAJASTHAN	JAIPUR
14	12606312	ROHIT NAIK	M	C		482	96.4	KALAHANDI	ODISHA	BHOPAL
14	12628951	PAMPA SOW MONDAL	F	C		482	96.4	BIRBHUM	W.BENGAL	PATNA
14	15614328	SHIVRAJ GUNDAYYA	M	O		482	96.4	HINGOLI	MAHARASHTRA	PUNE
14	15619094	SOUMYA SUNDAR BHOWMIK	M	O		482	96.4	PUNE	MAHARASHTRA	PUNE
14	18603276	IFTEKHAR AHMED	M	O		482	96.4	BANGLORE URBAN	KARNATAKA	HYDERABAD
14	18611795	NINAD AITHAL	M	G		482	96.4	UDIPPI	KARNATAKA	HYDERABAD
14	19601266	GHANESH KUMAR PATLE	M	O		482	96.4	BALAGHAT	MADHYA PRADESH	BHOPAL
14	19654702	POONAM DHAKAR	F	O		482	96.4	SHEOPUR	MADHYA PRADESH	BHOPAL
14	19656842	DIVYANSH AHIRWAR	M	C		482	96.4	TIKAMGARH	MADHYA PRADESH	BHOPAL
14	19657218	KRISHNA JANGIR	F	O		482	96.4	UJJAIN - I	MADHYA PRADESH	BHOPAL
14	20649712	PINDIPROLU VIDYA	F	O		482	96.4	KHAMMAM	TELANGANA	HYDERABAD
14	13622186	NEHA	F	G		482	96.4	HOSHIARPUR	PB	CHANDIGARH
14	13695130	TAWHEED NAZIR BHAT	M	G		482	96.4	SHOPIAN	J&K	CHANDIGARH
14	13700209	SUNAINA DEVI	F	G		482	96.4	KATHUA	J&K	CHANDIGARH
14	16621670	JANAK LAL CHETRY	M	O		482	96.4	DARRANG	ASSAM	SHILLONG
14	16630040	NIKHIL THOUDAM	M	O		482	96.4	BISHNUPUR	MANIPUR	SHILLONG

Rank	Roll No.	Student's Name	Gender	SC/ ST/OBC	Handicapped	Total Marks	%age	JNV - District	State/UT	Region
14	21673425	ARTI	F	C		482	96.4	HATHRAS	UTTAR PRADESH	LUCKNOW
14	21673426	HEMLATA SHARMA	F	G		482	96.4	HATHRAS	UTTAR PRADESH	LUCKNOW
14	22667420	SAHYOG SINGH	M	O		482	96.4	SAMASTIPUR	BIHAR	PATNA
14	23664043	MANAS RAI	M	G		482	96.4	KAUSHAMBI	UTTAR PRADESH	LUCKNOW
14	23704031	SHUBHAM SHARMA	M	O		482	96.4	SITAPUR-I	UTTAR PRADESH	LUCKNOW
14	25632146	VISHAL KUMAR SINGH	M	G		482	96.4	U S NAGAR	UTTARAKHAND	LUCKNOW
14	25634274	MOHAMMAD NAZARUL	M	O		482	96.4	MORADABAD	UTTAR PRADESH	LUCKNOW
14	25642601	ANUJ KUMAR LAMBA	M	O		482	96.4	BIJNOR	UTTAR PRADESH	LUCKNOW
14	25642618	MONA PAL	F	O		482	96.4	BIJNOR	UTTAR PRADESH	LUCKNOW
14	25642667	RAJKUMAR	M	C		482	96.4	BIJNOR	UTTAR PRADESH	LUCKNOW
15	11675864	NIKHIL JAIN	M	G		481	96.2	KOTA	RAJASTHAN	JAIPUR
15	12606253	ALOK DARSHAN BHOI	M	T		481	96.2	KALAHANDI	ODISHA	BHOPAL
15	12614195	RATNAPRAVA MAHARANA	F	G		481	96.2	KORAPUT	ODISHA	BHOPAL
15	12628655	BARNALI SOU	F	C		481	96.2	BURDWAN	W.BENGAL	PATNA
15	12662029	HONEY AGRAWAL	F	G		481	96.2	MAHASAMUND	CHHATTISGARH	BHOPAL
15	15602940	SIDDHARTH KATOCH	M	G		481	96.2	CANACONA	GOA	PUNE
15	18603226	AYAN GAUTAM	M	G		481	96.2	BANGLORE URBAN	KARNATAKA	HYDERABAD
15	18603326	PANKAJ	M	G		481	96.2	BANGLORE URBAN	KARNATAKA	HYDERABAD
15	18603359	RUSTAM NARAYAN	M	O		481	96.2	BANGLORE URBAN	KARNATAKA	HYDERABAD
15	18610248	KRIPAKARA M N	M	G		481	96.2	SOUTH CANARA	KARNATAKA	HYDERABAD
15	18610440	KARTHIK B S	M	O		481	96.2	HASSAN	KARNATAKA	HYDERABAD
15	18610451	SHALINI C E	F	O		481	96.2	HASSAN	KARNATAKA	HYDERABAD
15	18610709	SHIVA KUMAR U S	M	G		481	96.2	CHIKKABALLAPUR	KARNATAKA	HYDERABAD

Rank	Roll No.	Student's Name	Gender	SC/ ST/OBC	Handicapped	Total Marks	%age	JNV - District	State/UT	Region
15	19646295	NANDINI KHANDELWAL	F	G		481	96.2	RAJGARH	MADHYA PRADESH	BHOPAL
15	19659175	PRATAP SINGH RATHOUR	M	G		481	96.2	UMARIA	MADHYA PRADESH	BHOPAL
15	20657205	G NIKHITHA	F	O		481	96.2	CHITOOOR	A.P	HYDERABAD
15	24603843	ASHIQ MOHAMMED D	M	O		481	96.2	TRIVENDRAM	KERALA	HYDERABAD
15	24608154	NIRANJAN K S	M	G		481	96.2	PATANAMTHITTA	KERALA	HYDERABAD
15	24617058	ARYA P S	F	O		481	96.2	IDUKKI	KERALA	HYDERABAD
15	24622583	ANSU PAUL RAJ	F	G		481	96.2	ERNAKULAM	KERALA	HYDERABAD
15	13700208	SHRADDHA SHARMA	F	G		481	96.2	KATHUA	J&K	CHANDIGARH
15	16620929	W ROLIN SINGH	M	G		481	96.2	KAMRUP	ASSAM	SHILLONG
15	16629916	LAISHRAM BABINA DEVI	F	G		481	96.2	IMPHAL WEST	MANIPUR	SHILLONG
15	17659782	HARSH SAINI	M	O		481	96.2	KURUKSHETRA	HARYANA	JAIPUR
15	17668755	JATIN	M	C		481	96.2	NUH	HARYANA	JAIPUR
15	17708028	NITESH	M	G		481	96.2	MANDI	HP	CHANDIGARH
15	21604117	KAJAL	F	C		481	96.2	AGRA	UTTAR PRADESH	LUCKNOW
15	21630933	CHAMAN SINGH	M	O		481	96.2	BULANDSHAHAR	UTTAR PRADESH	LUCKNOW
15	21698150	ANSHU PRAJAPATI	F	O		481	96.2	SHAHJAHANPUR	UTTAR PRADESH	LUCKNOW
15	22684878	PALLAVI	F	O		481	96.2	CHATRA	JHARKHAND	PATNA
15	23684157	ADARSH VERMA	M	O		481	96.2	MAU	UTTAR PRADESH	LUCKNOW
15	25601018	DIKESH SINGH CHILWAL	M	G		481	96.2	NAINITAL	UTTARAKHAND	LUCKNOW
15	25601030	NEETIKA JOSHI	F	G		481	96.2	NAINITAL	UTTARAKHAND	LUCKNOW
15	25637729	PIYUSH BHATT	M	O		481	96.2	UTTARKASHI	UTTARAKHAND	LUCKNOW
15	25637778	ABHISHEK PANWAR	M	O		481	96.2	UTTARKASHI	UTTARAKHAND	LUCKNOW

****

4 REGION-WISE COMPARISON OF QUALITY RESULT WITH PREVIOUS YEARS

CBSE BOARD EXAM. 2020

(A) CLASS X

S.No.	REGION	PASS %					
		2015	2016	2017	2018	2019	2020
1	BHOPAL	99.86	99.17	99.87	97.54	99.27	**99.07**
2	CHANDIGARH	99.8	99.53	99.97	97.59	99.43	**99.06**
3	HYDERABAD	100	99.74	100	99.20	99.84	**99.75**
4	JAIPUR	99.77	99.66	99.8	97.90	99.04	**98.93**
5	LUCKNOW	99.75	97.98	99.91	98.52	99.00	**98.78**
6	PATNA	99.54	97.34	99.52	97.05	98.13	**97.52**
7	PUNE	99.65	99.90	99.98	96.91	98.36	**98.11**
8	SHILLONG	99.29	97.65	99.15	91.63	95.13	**97.89**
	NVS	99.72	98.83	99.78	97.15	98.57	**98.66**

NVS RESULTS

CLASS – X

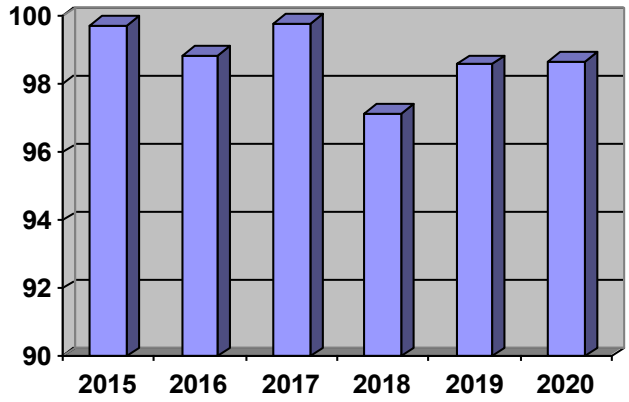

CLASS - XII

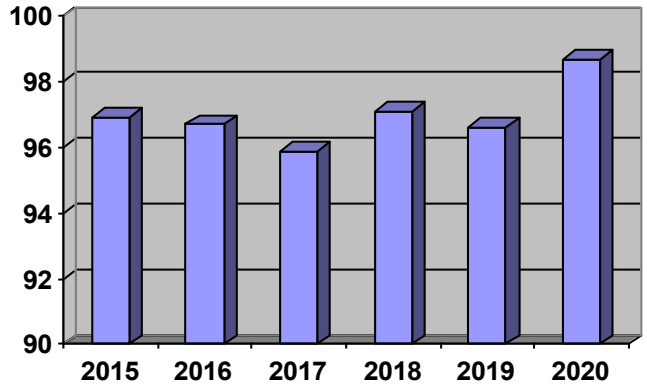

(B) CLASS XII

S.No.	REGION	PASS %					
		2015	2016	2017	2018	2019	2020
1	BHOPAL	97.46	96.97	**96.03**	**97.29**	**97.14**	**99.30**
2	CHANDIGARH	96.29	97.11	**95.98**	**97.75**	**97.10**	**98.75**
3	HYDERABAD	99.39	99.44	**98.73**	**99.57**	**99.13**	**99.45**
4	JAIPUR	98.38	97.40	**97.12**	**98.51**	**98.66**	**99.39**
5	LUCKNOW	96.42	96.99	**96.26**	**96.38**	**96.88**	**97.70**
6	PATNA	95.06	94.92	**95.28**	**95.55**	**95.26**	**98.73**
7	PUNE	97.34	97.72	**97.14**	**98.06**	**97.52**	**98.54**
8	SHILLONG	94.31	92.79	**90.13**	**93.95**	**91.27**	**97.62**
	NVS	96.91	96.70	**95.87**	**97.08**	**96.62**	**98.70**

5 REGION WISE COMPARISON OF JNVs WITH 100% PASS PERCENTAGES

CBSE BOARD EXAM. 2020

S.No.	Region	a) Class – X						b) Class – XII					
		JNVs with 100% Pass %age						JNVs with 100% Pass %age					
		2015	2016	**2017**	**2018**	**2019**	**2020**	2015	2016	**2017**	**2018**	**2019**	**2020**
1	BHOPAL	90	81	**91**	38	70	65	48	39	**30**	38	38	71
2	CHANDIGARH	44	43	**49**	21	39	35	17	20	**19**	27	18	29
3	HYDERABAD	73	67	**73**	58	65	62	55	63	**54**	59	54	60
4	JAIPUR	48	48	**52**	23	37	30	30	25	**19**	30	30	40
5	LUCKNOW	69	52	**76**	43	49	44	26	28	**26**	29	30	36
6	PATNA	65	43	**67**	26	45	31	34	34	**28**	30	24	42
7	PUNE	51	58	**59**	27	33	34	34	38	**31**	40	37	42
8	SHILLONG	72	65	**73**	27	41	56	18	15	**16**	25	21	50
	NVS	**512**	**457**	**540**	**263**	**379**	357	**262**	**262**	**223**	**278**	**252**	**370**

NVS RESULTS

CLASS – X (*JNVs with 100% Pass %age)*

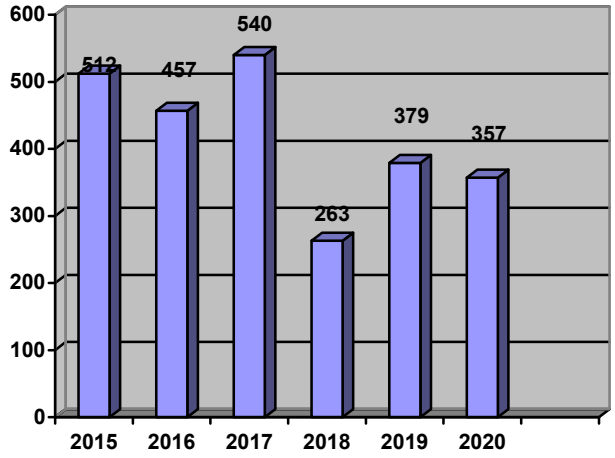

CLASS – XII (*JNVs with 100% Pass %age*)

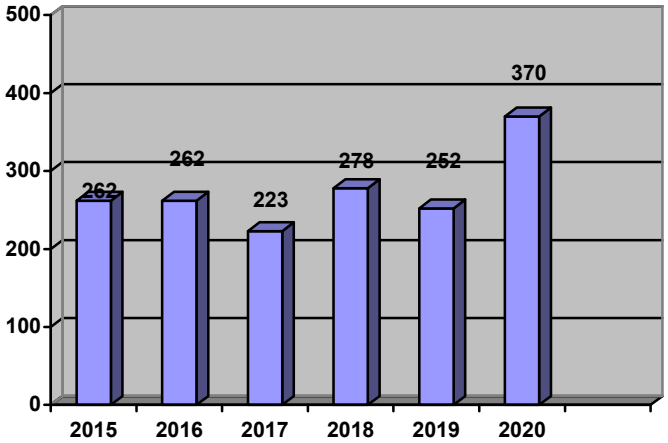

6 REGION-WISE STATEMENT OF TARGETED BENCH MARK OF PASS PERCENTAGE AND SHORT FALL THEREOF

CBSE BOARD EXAMS 2020

(A) CLASS X													
S.No.	REGION	PASS %						SHORT FALL Bench Mark 100%					
		2015	2016	2017	2018	2019	**2020**	2015	2016	2017	2018	2019	**2020**
1	BHOPAL	99.86	99.17	99.87	97.54	99.27	**99.07**	-0.14	-0.83	-0.13	-2.46	-0.73	**-0.93**
2	CHANDIGARH	99.8	99.53	99.97	97.59	99.43	**99.06**	-0.20	-0.47	-0.03	-2.41	-0.57	**-0.94**
3	HYDERABAD	100.00	99.74	100.00	99.20	99.84	**99.75**	0.00	-0.26	0.00	-0.80	-0.16	**-0.25**
4	JAIPUR	99.77	99.66	99.80	97.90	99.04	**98.93**	-0.23	-0.34	-0.20	-2.10	-0.96	**-1.07**
5	LUCKNOW	99.75	97.98	99.91	98.52	99.00	**98.78**	-0.25	-2.02	-0.09	-1.48	-1.00	**-1.22**
6	PATNA	99.54	97.34	99.52	97.05	98.13	**97.52**	-0.46	-2.66	-0.48	-2.95	-1.87	**-2.48**
7	PUNE	99.65	99.90	99.98	96.91	98.36	**98.11**	-0.35	-0.10	-0.02	-3.09	-1.64	**-1.89**
8	SHILLONG	99.29	97.65	99.15	91.63	95.13	**97.89**	-0.71	-2.35	-0.85	-8.37	-4.87	**-2.11**
	NVS	99.72	98.83	99.78	97.15	98.57	**98.66**	-0.28	-1.17	-0.22	- 2.85	-1.43	**-1.34**

(B) CLASS XII													
S.No.	REGION	PASS %						SHORT FALL Bench Mark 100%					
		2015	2016	2017	**2018**	**2019**	**2020**	2015	2016	2017	**2018**	**2019**	**2020**
1	BHOPAL	97.46	96.97	96.03	97.29	97.14	**99.30**	-2.54	-3.03	-3.97	-2.71	-2.86	**-0.70**
2	CHANDIGARH	96.29	97.11	95.98	97.75	97.10	**98.75**	-3.71	-2.89	-4.02	-2.25	-2.90	**-1.25**
3	HYDERABAD	99.39	99.44	98.73	99.57	99.13	**99.45**	-0.61	-0.56	-1.27	-0.43	-0.87	**-0.55**
4	JAIPUR	98.38	97.40	97.12	98.51	98.66	**99.39**	-1.62	-2.60	-2.88	-1.49	-1.34	**-0.61**
5	LUCKNOW	96.42	96.99	96.26	96.38	96.88	**97.70**	-3.58	-3.01	-3.74	-3.62	-3.12	**-2.30**
6	PATNA	95.06	94.92	95.28	95.55	95.26	**98.73**	-4.94	-5.08	-4.72	-4.45	-4.74	**-1.27**
7	PUNE	97.34	97.72	97.14	98.06	97.52	**98.54**	-2.66	-2.28	-2.86	-1.94	-2.48	**-1.46**
8	SHILLONG	94.31	92.79	90.13	93.95	91.27	**97.62**	-5.69	-7.21	-9.87	-6.05	-8.73	**-2.38**
	NVS	96.91	96.70	95.87	97.08	96.62	**98.70**	-3.09	-3.30	-4.13	-2.92	-3.38	**-1.30**

7A REGION-WISE RANGE OF PASS PERCENTAGE SECURED BY THE JNVS

CBSE – 2020

(A) CLASS - X

S.NO.	REGION	NO. OF JNVS.						TOTAL NO. OF JNVS
	PASS PERCENTAGE =>	BELOW 60	60 AND BELOW 70	70 AND BELOW 80	80 AND BELOW 90	ABOVE 90 BELOW 100	100% RESULT	
1	BHOPAL	0	0	0	0	33	65	98
2	CHANDIGARH	0	0	0	0	15	35	50
3	HYDERABAD	0	0	0	0	11	62	73
4	JAIPUR	0	0	0	0	26	30	56
5	LUCKNOW	0	0	0	0	39	44	83
6	PATNA	0	0	0	1	47	31	79
7	PUNE	0	0	0	5	21	34	60
8	SHILLONG	1	1	0	3	25	56	86
	NVS	**1**	**1**	**0**	**9**	**217**	**357**	**585**

CLASS – XII

S.NO.	REGION	NO. OF JNVS.						TOTAL NO. OF JNVS
	PASS PERCENTAGE =>	BELOW 60	60 AND BELOW 70	70 AND BELOW 80	80 AND BELOW 90	90 BELOW 100	100 % RESULT	
1	BHOPAL	0	0	0	0	24	71	95
2	CHANDIGARH	0	0	0	1	19	29	49
3	HYDERABAD	0	0	1	0	11	60	72
4	JAIPUR	0	0	0	0	14	40	54
5	LUCKNOW	0	0	0	3	42	36	81
6	PATNA	0	0	0	1	25	42	68
7	PUNE	0	0	1	1	14	42	58
8	SHILLONG	0	0	2	4	15	50	71
	NVS	0	0	4	10	164	370	548

CBSE – 2019

(A) CLASS - X

S.NO.	REGION	NO. OF JNVS.						TOTAL NO.OF JNVS
	PASS PERCENTAGE =>	BELOW 60	60 AND BELOW 70	70 AND BELOW 80	80 AND BELOW 90	ABOVE 90 BELOW 100	100% RESULT	
1	BHOPAL	0	0	0	0	28	70	98
2	CHANDIGARH	0	0	0	0	12	39	51
3	HYDERABAD	0	0	0	0	8	65	73
4	JAIPUR	0	0	0	1	18	37	56
5	LUCKNOW	0	0	0	1	31	49	81
6	PATNA	0	0	0	1	33	45	79
7	PUNE	0	0	1	1	25	33	60
8	SHILLONG	3	2	4	4	32	41	86
	NVS	**3**	**2**	**5**	**8**	**187**	**379**	**584**

CLASS – XII

S.NO.	REGION	NO. OF JNVS.						TOTAL NO. OF JNVS
	PASS PERCENTAGE =>	BELOW 60	60 AND BELOW 70	70 AND BELOW 80	80 AND BELOW 90	90 BELOW 100	100 % RESULT	
1	BHOPAL	0	0	0	6	51	38	95
2	CHANDIGARH	0	0	0	4	27	18	49
3	HYDERABAD	0	0	0	1	17	54	72
4	JAIPUR	0	0	0	1	24	30	55
5	LUCKNOW	0	0	0	5	45	30	80
6	PATNA	0	0	2	12	32	24	70
7	PUNE	0	0	1	2	18	37	58
8	SHILLONG	6	3	0	11	26	21	67
	NVS	6	3	3	42	240	252	546

CBSE – 2018

(A) CLASS - X

S.NO.	REGION	NO. OF JNVS.						TOTAL NO. OF JNVS
	PASS PERCENTAGE =>	BELOW 60	60 AND BELOW 70	70 AND BELOW 80	80 AND BELOW 90	ABOVE 90 BELOW 100	100% RESULT	
1	BHOPAL	0	0	1	1	58	38	98
2	CHANDIGARH	0	0	0	3	26	21	50
3	HYDERABAD	0	1	0	0	14	58	73
4	JAIPUR	0	0	0	2	29	23	54
5	LUCKNOW	0	0	0	0	38	43	81
6	PATNA	0	0	0	4	49	26	79
7	PUNE	0	0	1	4	27	27	59
8	SHILLONG	3	3	6	10	36	27	85
	NVS	**3**	**4**	**8**	**24**	**277**	**263**	**579**

CLASS – XII

S.NO.	REGION	NO. OF JNVS.						TOTAL NO. OF JNVS
	PASS PERCENTAGE =>	BELOW 60	60 AND BELOW 70	70 AND BELOW 80	80 AND BELOW 90	90 BELOW 100	100 % RESULT	
1	**BHOPAL**	**0**	**0**	**0**	**3**	**53**	**38**	**94**
2	**CHANDIGARH**	**0**	**0**	**0**	**3**	**19**	**27**	**49**
3	**HYDERABAD**	**0**	**0**	**0**	**0**	**12**	**59**	**71**
4	**JAIPUR**	**0**	**0**	**0**	**1**	**22**	**30**	**53**
5	**LUCKNOW**	**0**	**0**	**0**	**6**	**45**	**29**	**80**
6	**PATNA**	**0**	**0**	**2**	**6**	**30**	**30**	**68**
7	**PUNE**	**0**	**0**	**0**	**3**	**14**	**40**	**57**
8	**SHILLONG**	**2**	**0**	**1**	**8**	**28**	**25**	**64**
	NVS	**2**	**0**	**3**	**30**	**223**	**278**	**536**

CBSE – 2017

(A) CLASS - X

S.NO.	REGION	NO. OF JNVS.					TOTAL NO. OF JNVS
	PASS PERCENTAGE =>	60 AND BELOW 70	70 AND BELOW 80	80 AND BELOW 90	90 AND BELOW 100	100% RESULT	
1	BHOPAL	0	0	0	7	91	98
2	CHANDIGARH	0	0	0	1	49	50
3	HYDERABAD	0	0	0	0	73	73
4	JAIPUR	0	0	0	3	52	55
5	LUCKNOW	0	0	0	5	76	81
6	PATNA	0	0	1	12	67	80
7	PUNE	0	0	0	1	59	60
8	SHILLONG	1	0	0	9	73	83
	NVS	**1**	**0**	**1**	**38**	**540**	**580**

CLASS – XII

S.NO.	REGION	NO. OF JNVS.						TOTAL NO. OF JNVS
	PASS PERCENTAGE =>	BELOW 60	60 AND BELOW 70	70 AND BELOW 80	80 AND BELOW 90	90 AND BELOW 100	100 %	
1	BHOPAL	0	1	0	9	52	30	92
2	CHANDIGARH	1	0	0	5	23	19	48
3	HYDERABAD	0	0	0	1	16	54	71
4	JAIPUR	0	0	0	4	30	19	53
5	LUCKNOW	0	0	1	2	51	26	80
6	PATNA	0	1	2	7	30	28	68
7	PUNE	0	1	0	5	19	31	56
8	SHILLONG	4	0	5	8	27	16	60
	NVS	5	3	8	41	248	**223**	**528**

CBSE – 2016

(A) CLASS – X

S.NO.	*REGION*			*NO. OF JNVS.*			*TOTAL NO. OF JNVS*
	QUAL. PERCENTAGE =>	*60 AND BELOW 70*	*70 AND BELOW 80*	*80 AND BELOW 90*	*90 AND BELOW 100*	*100% RESULTS*	
1	BHOPAL	0	1	1	15	81	98
2	CHANDIGARH	0	0	0	6	43	49
3	HYDERABAD	0	0	1	3	67	71
4	JAIPUR	0	0	0	6	48	54
5	LUCKNOW	0	1	5	23	52	81
6	PATNA	1	1	1	35	43	81
7	PUNE	0	0	0	3	58	61
8	SHILLONG	0	4	3	13	65	85
	NVS	**1**	**7**	**11**	**104**	**457**	**580**

(B) CLASS – XII

S.NO.	**REGION**	**NO. OF JNVS.**									**TOTAL NO. OF JNVS**
	PASS **PERCENTAGE =>**	BELOW 30	30 AND BELOW 40	40 AND BELOW 50	50 AND BELOW 60	**60 AND BELOW 70**	**70 AND BELOW 80**	**80 AND BELOW 90**	**ABOVE 90**	**100%**	
1	BHOPAL	0	0	0	0	0	0	4	49	**39**	92
2	CHANDIGARH	0	0	0	0	0	1	4	20	**20**	45
3	HYDERABAD	0	0	0	0	0	0	0	8	**63**	71
4	JAIPUR	0	0	0	0	0	0	3	25	**25**	53
5	LUCKNOW	0	0	0	0	0	0	4	45	**28**	77
6	PATNA	0	0	0	0	1	0	11	21	**34**	67
7	PUNE	0	0	0	0	0	0	4	14	**38**	56
8	SHILLONG	1	0	1	0	2	3	5	32	**15**	59
	NVS	**1**	**0**	**1**	**0**	**3**	**4**	**35**	214	**262**	**520**

7B CLUSTER-WISE RANGE OF PASS PERCENTAGE SECURED BY THE JNVS

CBSE - 2020 BOARD EXAM RESULTS

(A) CLASS – X

S.NO	REGION	CLUSTER	NAME OF AC	BELOW 60	60 AND BELOW 70	70 AND BELOW 80	80 AND BELOW 90	90 AND BELOW 100	100 % RESULT	TOTAL NO. OF JNVS
1	BHOPAL	BHOPAL	SH. M. MARIAPPAN	0	0	0	0	10	16	26
2	BHOPAL	CUTTACK	SMT. NEELAM PANI	0	0	0	0	8	20	28
3	BHOPAL	JABALPUR	SMT. M. TRIPATHI	0	0	0	0	11	14	25
4	BHOPAL	RAIPUR	SH. N. K. PATEL	0	0	0	0	4	15	19
5	CHANDIGARH	HP	CAPT(RETD) TEENA DHIR	0	0	0	0	2	9	11
6	CHANDIGARH	J&K	MR. ZAHOOR AHMAD	0	0	0	0	2	7	9
7	CHANDIGARH	J&K-1	MR. ZAHOOR AHMAD	0	0	0	0	3	5	8
8	CHANDIGARH	PUNJAB	SH. C.G. HOODA	0	0	0	0	1	3	4
9	CHANDIGARH	PUNJAB I	SH. C.G. HOODA	0	0	0	0	7	11	18
10	HYDERABAD	ANDHRA P	SH. B. RAJENDRA RAO	0	0	0	0	1	14	15
11	HYDERABAD	DHARWAD	SH. RAGHAVAN KAVALAN	0	0	0	0	6	19	25
12	HYDERABAD	KERALA	SH. M DRAVIDAMANI	0	0	0	0	2	18	20
13	HYDERABAD	TELANGANA	RAGHAVAN KAVALAN	0	0	0	0	1	10	11
14	HYDERABAD	TELANGANA	SH. B. RAJENDRA RAO	0	0	0	0	0	1	1
15	HYDERABAD	VISHAKHAPATANNAM	SH. B. RAJENDRA RAO	0	0	0	0	1	0	1
16	JAIPUR	JHUNJHUNU	SH. SURESH KUMAR	0	0	0	0	10	5	15
17	JAIPUR	JODHPUR	SH. SURESH KUMAR	0	0	0	0	5	9	14
18	JAIPUR	KARNAL	SMT. KUSUM KUMARI	0	0	0	0	8	6	14
19	JAIPUR	SAWAI MADHOPUR	SH. SURESH KUMAR	0	0	0	0	3	10	13
20	LUCKNOW	AGRA	SH. N.P.RAJAN	0	0	0	0	12	14	26
21	LUCKNOW	HARIDWAR	SH. P. R. PRASAD	0	0	0	0	10	13	23

S.NO	REGION	CLUSTER	NAME OF AC	BELOW 60	60 AND BELOW 70	70 AND BELOW 80	80 AND BELOW 90	90 AND BELOW 100	100 % RESULT	TOTAL NO. OF JNVS
22	LUCKNOW	LUCKNOW	MRS. SARITA	0	0	0	0	17	17	34
23	PATNA	BURDWAN	SH. S. RADHAKRISHNAN	0	0	0	0	3	3	6
24	PATNA	BURDWAN-	SH. S. RADHAKRISHNAN	0	0	0	0	4	8	12
25	PATNA	KATIHAR	DR. B.K.SINHA	0	0	0	0	5	4	9
26	PATNA	KATIHAR-	DR. D. K. MODI	0	0	0	1	6	0	7
27	PATNA	PATNA	DR. B.K.SINHA	0	0	0	0	9	2	11
28	PATNA	PATNA A	DR. B.K.SINHA	0	0	0	0	2	5	7
29	PATNA	PATNA-B	DR. B.K.SINHA	0	0	0	0	1	1	2
30	PATNA	RANCHI	DR. D. K. MODI	0	0	0	0	3	0	3
31	PATNA	RANCHI	DR. D. K. MODI	0	0	0	0	1	0	1
32	PATNA	RANCHI A	DR. D. K. MODI	0	0	0	0	5	5	10
33	PATNA	RANCHI B	DR. D. K. MODI	0	0	0	0	8	3	11
34	PUNE	AHMED NAGAR	MR. K.V.SURESH	0	0	0	0	0	2	2
35	PUNE	AHMEDABAD	SMT. R ANURADHA	0	0	0	2	7	5	14
36	PUNE	AMRAVATI	MR. ASHOK SALI	0	0	0	0	4	14	18
37	PUNE	GANDHI NAGAR	MR. K.V.SURESH	0	0	0	2	4	4	10
38	PUNE	PUNE	MR. K.V.SURESH	0	0	0	0	4	5	9
39	PUNE	SANGLI	MR. K.V.SURESH	0	0	0	1	2	4	7
40	SHILLONG	DIBRUGAR	SH. C. HARI BABU	1	0	0	1	6	13	21
41	SHILLONG	GUWAHATI	SH. N. DHIREN SINGH	0	0	0	0	8	15	23
42	SHILLONG	SHILLONG	SH. N. DHIREN SINGH	0	1	0	1	8	12	22
43	SHILLONG	SILCHAR	SH. S. K. SHARMA	0	0	0	1	3	16	20
NVS				1	1	0	9	217	357	585

(B) CLASS-XII

S.NO.	REGION	CLUSTER	NAME OF AC	BELOW 60	60 AND BELOW 70	70 AND BELOW 80	80 AND BELOW 90	90 AND BELOW 100	100 % RESULT	TOTAL NO. OF JNVS
1	BHOPAL	BHOPAL	SH. M. MARIAPPAN	0	0	0	0	6	19	25
2	BHOPAL	CUTTACK	SMT. NEELAM PANI	0	0	0	0	7	20	27
3	BHOPAL	JABALPUR	SMT. M. TRIPATHI	0	0	0	0	5	20	25
4	BHOPAL	RAIPUR	SH. N. K. PATEL	0	0	0	0	6	12	18
5	CHANDIGARH	HP	CAPT(RETD) TEENA DHIR	0	0	0	0	1	10	11
6	CHANDIGARH	J&K	MR. ZAHOOR AHMAD	0	0	0	0	6	2	8
7	CHANDIGARH	J&K-1	MR. ZAHOOR AHMAD	0	0	0	1	3	4	8
8	CHANDIGARH	PUNJAB	SH. C.G. HOODA	0	0	0	0	1	3	4
9	CHANDIGARH	PUNJAB I	SH. C.G. HOODA	0	0	0	0	8	10	18
10	HYDERABAD	ANDHRA P	SH. B. RAJENDRA RAO	0	0	0	0	2	13	15
11	HYDERABAD	DHARWAD	SH. RAGHAVAN KAVALAN	0	0	0	0	3	22	25
12	HYDERABAD	KERALA	SH. M DRAVIDAMANI	0	0	0	0	1	19	20
13	HYDERABAD	TELANGANA	SH. RAGHAVAN KAVALAN	0	0	0	0	5	5	10
14	HYDERABAD	TELANGANA	SH. B. RAJENDRA RAO	0	0	0	0	0	1	1
15	HYDERABAD	VISHAKHAPATTANAM	SH. B. RAJENDRA RAO	0	0	1	0	0	0	1
16	JAIPUR	JHUNJHUNU	SH. SURESH KUMAR	0	0	0	0	3	11	14
17	JAIPUR	JODHPUR	SH. SURESH KUMAR	0	0	0	0	4	9	13
18	JAIPUR	KARNAL	SMT. KUSUM KUMARI	0	0	0	0	3	11	14
19	JAIPUR	SAWAI MADHOPUR	SH. SURESH KUMAR	0	0	0	0	4	9	13
20	LUCKNOW	AGRA	SH. N.P.RAJAN	0	0	0	0	16	10	26
21	LUCKNOW	HARIDWAR	SH. P. R. PRASAD	0	0	0	1	8	13	22
22	LUCKNOW	LUCKNOW	MRS. SARITA	0	0	0	2	18	13	33
23	PATNA	BURDWAN	SH. S. RADHAKRISHNAN	0	0	0	0	2	3	5
24	PATNA	BURDWAN-	SH. S. RADHAKRISHNAN	0	0	0	0	2	6	8
25	PATNA	KATIHAR	DR. B.K.SINHA	0	0	0	0	3	6	9
26	PATNA	KATIHAR-	DR. D. K. MODI	0	0	0	0	2	5	7
27	PATNA	PATNA	DR. B.K.SINHA	0	0	0	0	2	7	9
28	PATNA	PATNA A	DR. B.K.SINHA	0	0	0	0	1	6	7
29	PATNA	PATNA-B	DR. B.K.SINHA	0	0	0	0	1	0	1
30	PATNA	RANCHI	DR. D. K. MODI	0	0	0	0	1	2	3
31	PATNA	RANCHI	DR. D. K. MODI	0	0	0	0	1	0	1

S.NO.	REGION	CLUSTER	NAME OF AC	BELOW 60	60 AND BELOW 70	70 AND BELOW 80	80 AND BELOW 90	90 AND BELOW 100	100 % RESULT	TOTAL NO. OF JNVS
32	PATNA	RANCHI A	DR. D. K. MODI	0	0	0	0	4	4	8
33	PATNA	RANCHI B	DR. D. K. MODI	0	0	0	1	6	3	10
34	PUNE	AHMED NAGAR	MR. K.V.SURESH	0	0	0	0	0	2	2
35	PUNE	AHMEDABAD	SMT. R ANURADHA	0	0	0	1	3	10	14
36	PUNE	AMRAVATI	MR. ASHOK SALI	0	0	0	0	7	11	18
37	PUNE	GANDHI NAGAR	MR. K.V.SURESH	0	0	0	0	3	6	9
38	PUNE	PUNE	MR. K.V.SURESH	0	0	0	0	1	7	8
39	PUNE	SANGLI	MR. K.V.SURESH	0	0	1	0	0	6	7
40	SHILLONG	DIBRUGAR	SH. C. HARIBABU	0	0	0	0	5	10	15
41	SHILLONG	GUWAHATI	SH. N. DHIREN SINGH	0	0	0	1	5	17	23
42	SHILLONG	SHILLONG	SH. N. DHIREN SI	0	0	2	1	3	11	17
43	SHILLONG	SILCHAR	SH. S. K. SHARMA	0	0	0	2	2	12	16
NVS				0	0	4	10	164	370	548

CBSE 2019 BOARD EXAM RESULTS

(C) CLASS – X

S.NO	REGION	CLUSTER	NAME OF AC	BELOW 60	60 AND BELOW 70	70 AND BELOW 80	80 AND BELOW 90	90 AND BELOW 100	100 % RESULT	TOTAL NO. OF JNVS
1	BHOPAL	BHOPAL	T KUNHIKANARAN	0	0	0	0	10	16	26
2	BHOPAL	CUTTACK-I	PARBATI PARDHAN	0	0	0	0	4	14	18
3	BHOPAL	CUTTACK-II	PARBATI PRADHAN	0	0	0	0	3	12	15
4	BHOPAL	JABALPUR	MRIDULA TRIPATHI	0	0	0	0	5	19	24
5	BHOPAL	RAIPUR	N K PATEL	0	0	0	0	6	9	15
6	CHANDIGARH	HIMACHAL	TEENA DHIR	0	0	0	0	1	11	12
7	CHANDIGARH	J & K	Z A BHATT	0	0	0	0	6	11	17
8	CHANDIGARH	PUNJAB	K C BHAGAT	0	0	0	0	5	17	22
9	HYDERABAD	DHARWAD	RAGHWAN KAVALAN	0	0	0	0	1	22	23
10	HYDERABAD	GUNTUR	G ANUSUYA	0	0	0	0	3	7	10
11	HYDERABAD	HYDERABAD	V J CHARY	0	0	0	0	3	17	20
12	HYDERABAD	KERALA	DRAVIDMANI	0	0	0	0	1	16	17
13	HYDERABAD	KOCHI	DRAVIDMANI	0	0	0	0	0	3	3
14	JAIPUR	JHUNJHUNU	S K MAHESHWARI	0	0	0	0	4	11	15
15	JAIPUR	JODHPUR	M CHODHARY	0	0	0	1	6	8	14
16	JAIPUR	KARNAL	S M TEMBHURNEKAR	0	0	0	0	5	9	14
17	JAIPUR	SAWI MADHEPUR	AMBESH KUMAR	0	0	0	0	4	9	13
18	LUCKNOW	AGRA	N P RAJAN	0	0	0	1	11	18	29
19	LUCKNOW	HARIDWAR	G S BABU	0	0	0	0	7	16	23
20	LUCKNOW	LUCKNOW	ZUBER AHMAD	0	0	0	0	14	15	29
21	PATNA	BURDWAN	S RADHAKRISHANA	0	0	0	0	6	11	17
22	PATNA	KATIHAR	R L MALI	0	0	0	0	7	11	18
23	PATNA	PATNA	G M BABU	0	0	0	0	5	14	19
24	PATNA	RANCHI	B R RAO	0	0	0	1	16	9	25
25	PUNE	AHMEDABAD	ANURADHA	0	0	0	1	10	4	14
26	PUNE	AMRAVATI	B. VENKETESWARAN	0	0	0	0	5	14	19
27	PUNE	PUNE	P S SARDAR	0	0	0	0	0	1	1
28	PUNE	PUNE - II	SATISH KUMAR	0	0	0	0	2	7	9
29	PUNE	PUNE-1	K V SURESH	0	0	1	0	10	7	17
30	SHILLONG	DIBRUGARH	HARI BABU	1	0	1	1	12	15	27
31	SHILLONG	GUWAHATI	S DEKA	0	0	0	0	8	8	16
32	SHILLONG	SHILLONG	N D SINGH	0	1	3	2	14	10	24
33	SHILLONG	SILCHAR	S DEKA	2	1	0	1	11	8	19

(D) CLASS-XII

S.NO.	REGION	CLUSTER	NAME OF AC	BELOW 60	60 AND BELOW 70	70 AND BELOW 80	80 AND BELOW 90	90 AND BELOW 100	100 % RESULT	TOTAL NO. OF JNVS
1	BHOPAL	BHOPAL	T KUNHIKANARAN	0	0	0	1	12	13	25
2	BHOPAL	CUTTACK-I	PARBATI PARDHAN + M MARIYAPPAN	0	0	0	1	8	9	17
3	BHOPAL	CUTTACK-II	PARBATI PRADHAN	0	0	0	0	10	5	15
4	BHOPAL	JABALPUR	MRIDULA TRIPATHI	0	0	0	3	16	8	24
5	BHOPAL	RAIPUR	N K PATEL	0	0	0	1	11	3	14
6	CHANDIGARH	HIMACHAL	TEENA DHIR	0	0	0	0	3	8	11
7	CHANDIGARH	J & K	Z A BHATT	0	0	0	2	11	5	16
8	CHANDIGARH	PUNJAB	K C BHAGAT	0	0	0	2	17	5	22
9	HYDERABAD	DHARWAD	RAGHWAN KAVALAN	0	0	0	0	4	19	23
10	HYDERABAD	GUNTUR	G ANUSUYA	0	0	0	0	5	5	10
11	HYDERABAD	HYDERABAD	V J CHARY	0	0	0	1	9	11	20
12	HYDERABAD	KERALA	DRAVIDMANI	0	0	0	0	0	17	17
13	HYDERABAD	KOCHI	DRAVIDMANI	0	0	0	0	0	2	2
14	JAIPUR	JHUNJHUNU	S K MAHESHWARI	0	0	0	1	5	9	14
15	JAIPUR	JODHPUR	M CHODHARY	0	0	0	0	7	7	14
16	JAIPUR	KARNAL	S M TEMBHURNEKAR	0	0	0	0	6	8	14
17	JAIPUR	SAWI MADHEPUR	AMBESH KUMAR	0	0	0	0	7	6	13
18	LUCKNOW	AGRA	N P RAJAN	0	0	0	3	19	10	29
19	LUCKNOW	HARIDWAR	G S BABU	0	0	0	0	13	10	23
20	LUCKNOW	LUCKNOW	ZUBER AHMAD	0	0	0	2	18	10	28
21	PATNA	BURDWAN	S RADHAKRISHANA	0	0	0	0	6	7	13
22	PATNA	KATIHAR	R L MALI	0	0	0	7	13	4	17
23	PATNA	PATNA	G M BABU	0	0	1	3	11	7	18
24	PATNA	RANCHI	B R RAO	0	0	1	2	16	6	22
25	PUNE	AHMEDABAD	ANURADHA	0	0	1	1	8	6	14
26	PUNE	AMRAVATI	B. VENKETESWARAN	0	0	0	0	5	14	19
27	PUNE	PUNE	P S SARDAR	0	0	0	0	0	1	1
28	PUNE	PUNE - II	SATISH KUMAR	0	0	0	0	2	7	9
29	PUNE	PUNE-1	K V SURESH	0	0	0	1	6	9	15
30	SHILLONG	DIBRUGARH	HARI BABU	1	2	0	3	12	6	18
31	SHILLONG	GUWAHATI	S DEKA	0	0	0	3	8	7	15
32	SHILLONG	SHILLONG	N D SINGH	4	0	0	3	15	5	20
33	SHILLONG	SILCHAR	S DEKA	1	1	0	2	11	3	14

CBSE 2018 BOARD EXAM RESULTS

(A) CLASS - X

S.NO.	REGION	CLUSTER	NAME OF AC	NO. OF JNVS.						TOTAL NO. OF JNVS
	PASS PERCENTAGE =>			BELOW 60	60 AND BELOW 70	70 AND BELOW 80	80 AND BELOW 90	90 AND BELOW 100	100% RESULT	
1	BHOPAL	CUTTACK	PARBATI PRADHAN	0	0	1	1	15	10	27
2	BHOPAL	CUTTACK-II	M MARIAPPAN	0	0	0	0	6	7	13
3	BHOPAL	JABALPUR	T KUNHIKANARAN	0	0	0	0	21	9	30
4	BHOPAL	RAIPUR	N K PATEL	0	0	0	0	16	12	28
5	CHANDIGARH	HIMACHAL	TEENA DHIR	0	0	0	0	3	9	12
6	CHANDIGARH	J & K	Z A BHATT	0	0	0	2	10	4	16
7	CHANDIGARH	PUNJAB	VIKRAM JOSHI	0	0	0	1	13	8	22
8	HYDERABAD	DHARWAD	T GOPALKRISHNA	0	0	0	0	3	21	24
9	HYDERABAD	HYDERABAD	G ANUSUYA	0	0	0	0	11	16	27
10	HYDERABAD	KOCHI	B PRABHAKAR	0	1	0	0	0	21	22
11	JAIPUR	JHUNJHUNU	S M TEMBHURNEKAR	0	0	0	0	10	9	19
12	JAIPUR	JODHPUR	M CHODHARY	0	0	0	1	10	5	16
13	JAIPUR	KARNAL	M P SINGH	0	0	0	1	9	9	19
14	LUCKNOW	AGRA	N P RAJAN	0	0	0	0	19	12	31
15	LUCKNOW	HARIDWAR	KARAM CHAND	0	0	0	0	7	14	21
16	LUCKNOW	VARANASI	AMBESH KUMAR	0	0	0	0	12	17	29
17	PATNA	BURDWAN	N DHIREN SINGH	0	0	0	0	5	12	17
18	PATNA	KATIHAR	R L MALI	0	0	0	0	14	5	19
19	PATNA	PATNA	M DRAVIDMANI	0	0	0	2	11	7	20
20	PATNA	RANCHI	B RAJENDRA RAO	0	0	0	2	19	2	23
21	PUNE	AHMEDABAD	R K GUPTA	0	0	0	3	12	3	18
22	PUNE	AMRAVATI	PVRN RAJU	0	0	0	0	5	13	18
23	PUNE	PUNE	P S SARDAR	0	0	1	1	7	5	14
24	PUNE	PUNE-II	SATISH KUMAR	0	0	0	0	3	6	9
25	SHILLONG	DIBRUGARH	MA MUNEEB	1	0	2	2	12	2	19
26	SHILLONG	GUWAHATI	ZUBER AHMED	0	1	3	3	9	7	23
27	SHILLONG	SHILLONG	S DEKA	1	2	1	3	5	8	20
28	SHILLONG	SILCHAR	MA MUNEEB	1	0	0	2	6	7	16
29	SHILLONG	SILCHAR-II	ZUBER AHMED	0	0	0	0	4	3	7
NVS				**3**	**4**	**8**	**24**	**277**	**263**	**579**

(B) CLASS – XII

S.No.	REGION	CLUSTER NAME	NAME OF AC	BELOW 60	60 BELOW 70	70 AND BELOW 80	80 AND BELOW 90	90 AND BELOW 100	100 % RESULT	TOTAL
1	BHOPAL	CUTTACK	PARBATI PRADHAN	0	0	0	2	14	8	24
2	BHOPAL	CUTTACK-II	M MARIAPPAN	0	0	0	0	9	4	13
3	BHOPAL	JABALPUR	T KUNHIKANARAN	0	0	0	0	14	15	29
4	BHOPAL	RAIPUR	N K PATEL	0	0	0	1	16	11	28
5	CHANDIGARH	HIMACHAL	TEENA DHIR	0	0	0	0	2	9	11
6	CHANDIGARH	J & K	Z A BHATT	0	0	0	2	7	7	16
7	CHANDIGARH	PUNJAB	VIKRAM JOSHI	0	0	0	1	10	11	22
8	HYDERABAD	DHARWAD	T GOPALKRISHNA	0	0	0	0	2	22	24
9	HYDERABAD	HYDERABAD	G ANUSUYA	0	0	0	0	8	19	27
10	HYDERABAD	KOCHI	B PRABHAKAR	0	0	0	0	2	18	20
11	JAIPUR	JHUNJHUNU	S M TEMBHURNEKAR	0	0	0	1	8	10	19
12	JAIPUR	JODHPUR	M CHODHARY	0	0	0	0	4	12	16
13	JAIPUR	KARNAL	M P SINGH	0	0	0	0	10	8	18
14	LUCKNOW	AGRA	N P RAJAN	0	0	0	2	19	10	31
15	LUCKNOW	HARIDWAR	KARAM CHAND	0	0	0	0	8	13	21
16	LUCKNOW	VARANASI	AMBESH KUMAR	0	0	0	4	18	6	28
17	PATNA	BURDWAN	N DHIREN SINGH	0	0	0	0	5	8	13
18	PATNA	KATIHAR	R L MALI	0	0	0	1	11	4	16
19	PATNA	PATNA	M DRAVIDMANI	0	0	1	3	5	9	18
20	PATNA	RANCHI	B RAJENDRA RAO	0	0	1	2	9	9	21
21	PUNE	AHMEDABAD	R K GUPTA	0	0	0	1	7	8	16
22	PUNE	AMRAVATI	PVRN RAJU	0	0	0	0	4	14	18
23	PUNE	PUNE	P S SARDAR	0	0	0	2	3	9	14
24	PUNE	PUNE - II	SATISH KUMAR	0	0	0	0	0	9	9
25	SHILLONG	DIBRUGARH	MA MUNEEB	0	0	0	1	10	2	13
26	SHILLONG	GUWAHATI	ZUBER AHMED	1	0	0	3	7	6	17
27	SHILLONG	SHILLONG	S DEKA	1	0	0	1	5	10	17
28	SHILLONG	SILCHAR	MA MUNEEB	0	0	1	2	2	5	10
29	SHILLONG	SILCHAR-II	ZUBER AHMED	0	0	0	1	4	2	7

8A REGION- WISE RANGE OF MARKS OBTAINED BY THE NUMBER OF STUDENTS AND THEIR PERCENTAGE

CBSE BOARD EXAM RESULTS 2020

CLASS – X

S.NO.	REGION	MARKS OBTAINED*														APPEARED	PASSED	PASS %
		<33%, ESSENTIAL REPEAT & COMP.,ETC.		>= 33% AND <50%		>=50% AND <60%		>=60% AND < 75%		>=75% AND < 90%		>=90% AND <95%		= 95% AND ABOVE 95%				
		NO.	%AGE	NO.	%AGE	NO.	%AGE	NO.	%AGE	NO.	%AGE	NO.	%AGE	NO.	%AGE	NO.	NO.	
1	BHOPAL	65	0.93	68	0.97	520	7.41	2111	30.10	3253	46.39	807	11.51	189	2.69	7013	6948	99.07
2	CHANDIGARH	30	0.94	66	2.06	358	11.16	1222	38.09	1287	40.12	217	6.76	28	0.87	3208	3178	99.06
3	HYDERABAD	14	0.25	92	1.62	329	5.80	1392	24.52	2819	49.67	857	15.10	173	3.05	5676	5662	99.75
4	JAIPUR	44	1.07	91	2.22	382	9.30	1296	31.56	1885	45.90	366	8.91	43	1.05	4107	4063	98.93
5	LUCKNOW	70	1.22	52	0.91	376	6.57	1594	27.86	2704	47.26	771	13.48	154	2.69	5721	5651	98.78
6	PATNA	129	2.48	103	1.98	486	9.34	1529	29.38	2155	41.40	691	13.28	112	2.15	5205	5076	97.52
7	PUNE	83	1.89	87	1.98	356	8.11	1125	25.64	1984	45.22	635	14.47	117	2.67	4387	4304	98.11
8	SHILLONG	107	2.11	205	4.03	778	15.31	1985	39.07	1687	33.20	284	5.59	35	0.69	5081	4974	97.89
	NVS	542	1.34	764	1.89	3585	8.87	12254	30.33	17774	44.00	4628	11.46	851	2.11	40398	39856	98.66

- BASED ON THE BEST FIVE (ENGLISH, MATHS, SCIENCE, S.ST AND ONE OF THE BEST IN WHICH APPEARED).

CLASS XII

S.NO.	REGION	MARKS OBTAINED														APPEARED	PASSED	PASS %
		<33%, ESSENTIAL REPEAT & COMP.,ETC.		>= 33% AND <50%		>=50% AND <60%		>=60% AND < 75%		>=75% AND < 90%		>=90% AND <95%		= 95% AND ABOVE 95%				
		NO.	%AGE	NO.	%AGE	NO.	%AGE	NO.	%AGE	NO.	%AGE	NO.	%AGE	NO.	%AGE	NO.	NO.	
1	BHOPAL	40	0.70	4	0.07	101	1.77	1401	24.49	3262	57.02	814	14.23	99	1.73	5721	5681	99.30
2	CHANDIGARH	35	1.25	0	0.00	49	1.75	764	27.32	1558	55.72	325	11.62	65	2.32	2796	2761	98.75
3	HYDERABAD	18	0.55	1	0.03	21	0.64	487	14.76	1706	51.70	840	25.45	227	6.88	3300	3282	99.45
4	JAIPUR	21	0.61	1	0.03	53	1.54	828	24.12	1924	56.04	559	16.28	47	1.37	3433	3412	99.39
5	LUCKNOW	110	2.30	2	0.04	94	1.97	1325	27.75	2457	51.46	669	14.01	118	2.47	4775	4665	97.70
6	PATNA	44	1.27	0	0.00	90	2.60	1121	32.34	1707	49.25	462	13.33	42	1.21	3466	3422	98.73
7	PUNE	36	1.46	1	0.04	25	1.02	573	23.27	1401	56.90	389	15.80	37	1.50	2462	2426	98.54
8	SHILLONG	76	2.38	4	0.13	102	3.19	1118	34.95	1628	50.89	243	7.60	28	0.88	3199	3123	97.62
	NVS	380	1.30	13	0.04	535	1.84	7617	26.13	15643	53.66	4301	14.75	663	2.27	29152	28772	98.70

CBSE BOARD EXAM RESULTS 2019

CLASS – X

S.NO.	REGION	MARKS OBTAINED*														APPEARED	PASSED	PASS %
		<33%, FAILED & COMP.,ETC.		>= 33% AND <50%		>=50% AND <60%		>=60% AND < 75%		>=75% AND < 90%		>=90% AND <95%		= 95% AND ABOVE 95%				
		NO.	%AGE	NO.	%AGE	NO.	%AGE	NO.	%AGE	NO.	%AGE	NO.	%AGE	NO.	%AGE	NO.	NO.	
1	BHOPAL	51	0.73	46	0.66	379	5.40	1770	25.23	3164	45.10	1229	17.52	376	5.36	7015	6964	99.27
2	CHANDIGARH	19	0.57	50	1.51	320	9.64	1224	36.89	1369	41.26	294	8.86	42	1.27	3318	3299	99.43
3	HYDERABAD	9	0.16	32	0.58	234	4.25	1095	19.89	2466	44.80	1271	23.09	397	7.21	5504	5495	99.84
4	JAIPUR	40	0.96	50	1.20	289	6.96	1192	28.69	1864	44.86	615	14.80	105	2.53	4155	4115	99.04
5	LUCKNOW	56	1.00	27	0.48	232	4.12	1193	21.21	2592	46.07	1168	20.76	358	6.36	5626	5570	99.00
6	PATNA	97	1.87	62	1.20	348	6.71	1372	26.47	2219	42.81	919	17.73	166	3.20	5183	5086	98.13
7	PUNE	72	1.64	44	1.00	295	6.70	1162	26.40	1958	44.48	692	15.72	179	4.07	4402	4330	98.36
8	SHILLONG	228	4.87	228	4.87	722	15.42	1551	33.13	1533	32.74	376	8.03	44	0.94	4682	4454	95.13
	NVS	**572**	**1.43**	**539**	**1.35**	**2819**	**7.07**	**10559**	**26.47**	**17165**	**43.04**	**6564**	**16.46**	**1667**	**4.18**	**39885**	**39313**	**98.56**

- BASED ON THE BEST FIVE (ENGLISH, MATHS, SCIENCE, S.ST AND ONE OF THE BEST IN WHICH APPEARED).

CLASS XII

S.NO.	REGION	MARKS OBTAINED														APPEARED	PASSED	PASS %
		<33%, FAILED & COMP.,ETC.		>= 33% AND <50%		>=50% AND <60%		>=60% AND < 75%		>=75% AND < 90%		>=90% AND <95%		= 95% AND ABOVE 95%				
		NO.	%AGE	NO.	%AGE	NO.	%AGE	NO.	%AGE	NO.	%AGE	NO.	%AGE	NO.	%AGE	NO.	NO.	
1	BHOPAL	168	2.86	18	0.31	357	6.08	2129	36.27	2667	45.43	495	8.43	36	0.61	5870	5702	97.14
2	CHANDIGARH	81	2.90	9	0.32	151	5.41	1090	39.08	1285	46.07	169	6.06	4	0.14	2789	2708	97.1
3	HYDERABAD	29	0.87	7	0.21	107	3.22	994	29.95	1532	46.16	558	16.81	92	2.77	3319	3290	99.13
4	JAIPUR	49	1.34	1	0.03	137	3.75	1154	31.57	1943	53.16	343	9.38	28	0.77	3655	3606	98.66
5	LUCKNOW	160	3.12	6	0.12	212	4.13	1665	32.42	2522	49.11	509	9.91	61	1.19	5135	4975	96.88
6	PATNA	176	4.74	2	0.05	298	8.03	1675	45.11	1361	36.65	198	5.33	3	0.08	3713	3537	95.26
7	PUNE	70	2.48	4	0.14	96	3.40	1036	36.69	1429	50.60	168	5.95	21	0.74	2824	2754	97.52
8	SHILLONG	308	8.73	56	1.59	637	18.06	1623	46.00	827	23.44	73	2.07	4	0.11	3528	3220	91.27
	NVS	1041	3.38	103	0.33	1995	6.47	11366	36.86	13566	44.00	2513	8.15	249	0.81	30833	29792	96.62

CBSE BOARD EXAM RESULTS 2018

(A) CLASS X

S.NO.	REGION	MARKS OBTAINED														APPEARED	PASSED	PASS %
		<33%, FAILED & COMP., ETC.		>= 33% AND <50%		>=50% AND <60%		>=60% AND < 75%		>=75% AND < 90%		>=90% AND <95%		= 95% AND ABOVE				
		NO.	%AGE	NO.	%AGE	NO.	%AGE	NO.	%AGE	NO.	%AGE	NO.	%AGE	NO.	%AGE	NO.	NO.	
1	BHOPAL	168	2.46	96	1.41	633	9.27	2230	32.65	2926	42.85	658	9.64	118	1.73	6829	6661	97.54
2	CHANDIGARH	75	2.41	67	2.15	347	11.15	1199	38.52	1201	38.58	199	6.39	25	0.80	3113	3038	97.59
3	HYDERABAD	43	0.80	91	1.70	350	6.53	1252	23.35	2534	47.27	877	16.36	214	3.99	5361	5318	99.20
4	JAIPUR	83	2.10	78	1.97	407	10.29	1315	33.24	1693	42.80	339	8.57	41	1.04	3956	3873	97.90
5	LUCKNOW	82	1.48	60	1.08	411	7.41	1555	28.04	2641	47.63	692	12.48	104	1.88	5545	5463	98.52
6	PATNA	152	2.95	65	1.26	406	7.89	1385	26.90	2356	45.76	690	13.40	95	1.85	5149	4997	97.05
7	PUNE	130	3.09	77	1.83	421	10.00	1221	28.99	1809	42.95	484	11.49	70	1.66	4212	4082	96.91
8	SHILLONG	366	8.37	295	6.75	717	16.40	1543	35.29	1221	27.93	202	4.62	28	0.64	4372	4006	91.63
	NVS	1099	2.85	829	2.15	3692	9.58	11700	30.36	16381	42.51	4141	10.75	695	1.80	38537	37438	97.15

(B) CLASS – XII

S.NO.	REGION	MARKS OBTAINED														APPEARED	PASSED	PASS %
		<33%, FAILED & COMP.,ETC.		>= 33% AND <50%		>=50% AND <60%		>=60% AND < 75%		>=75% AND < 90%		>=90% AND <95%		= 95% AND ABOVE				
		NO.	%AGE	NO.	%AGE	NO.	%AGE	NO.	%AGE	NO.	%AGE	NO.	%AGE	NO.	%AGE	NO.	NO.	
1	BHOPAL	156	2.71	17	0.30	345	5.99	2348	40.75	2515	43.65	354	6.14	27	0.47	5762	5606	97.29
2	CHANDIGARH	60	2.25	12	0.45	191	7.15	1083	40.55	1182	44.25	132	4.94	11	0.41	2671	2611	97.75
3	HYDERABAD	15	0.43	4	0.12	113	3.28	968	28.07	1699	49.26	567	16.44	83	2.41	3449	3434	99.57
4	JAIPUR	52	1.49	16	0.46	206	5.90	1303	37.30	1692	48.44	217	6.21	7	0.20	3493	3441	98.51
5	LUCKNOW	175	3.62	13	0.27	286	5.91	1815	37.50	2112	43.64	401	8.29	38	0.79	4840	4665	96.38
6	PATNA	147	4.45	13	0.39	342	10.36	1457	44.12	1200	36.34	137	4.15	6	0.18	3302	3155	95.55
7	PUNE	54	1.94	4	0.14	119	4.27	1018	36.51	1375	49.32	208	7.46	10	0.36	2788	2734	98.06
8	SHILLONG	212	6.05	58	1.65	583	16.62	1734	49.44	846	24.12	70	2.00	4	0.11	3507	3295	93.95
	NVS	**871**	**2.92**	**137**	**0.46**	**2185**	**7.33**	**11726**	**39.33**	**12621**	**42.34**	**2086**	**7.00**	**186**	**0.62**	**29812**	**28941**	**97.08**

CBSE BOARD EXAM. 2017

(A) CLASS X

S.NO.	REGION	CUMULATIVE GRADE POINT AVERAGE (CGPA) OBTAINED																		APPEARED	QUALIFYING		
		F<4, EIOP, RESULT LATER & TRANSFER CASE		>=3 AND <4		>= 4 AND <5		>=5 AND <6		>=6 AND < 7		>=7 AND < 8		>=8 AND < 9		>=9 AND < 10		10					
		NO. OF STUDENTS	%AGE	NO. OF STUDENTS	%AGE	NO. OF STUDENTS	%AGE	NO. OF STUDENTS	%AGE	NO. OF STUDENTS	%AGE	NO. OF STUDENTS	%AGE	NO. OF STUDENTS	%AGE	NO. OF STUDENTS	%AGE	NO. OF STUDENTS	%AGE	NO. OF STUDENTS	NO. OF STUDENTS	QUAL %
1	BHOPAL	9	0.13	0	0.00	0	0.00	94	1.38	635	9.30	1536	22.50	2150	31.49	1811	26.52	593	8.68	6828	6819	99.87
2	CHANDIGARH	1	0.03	0	0.00	3	0.10	44	1.44	313	10.27	788	25.84	984	32.27	719	23.58	197	6.46	3049	3048	99.97
3	HYDERABAD	0	0.00	0	0.00	0	0.00	30	0.55	269	4.92	824	15.08	1553	28.42	1937	35.45	851	15.57	5464	5464	100.00
4	JAIPUR	8	0.20	0	0.00	3	0.07	57	1.42	368	9.18	968	24.16	1289	32.17	1036	25.85	278	6.94	4007	3999	99.80
5	LUCKNOW	5	0.09	0	0.00	2	0.04	46	0.82	367	6.51	1019	18.08	1765	31.32	1797	31.88	635	11.27	5636	5631	99.91
6	PATNA	25	0.48	0	0.00	2	0.04	32	0.61	250	4.77	863	16.46	1513	28.86	1713	32.68	844	16.10	5242	5217	99.52
7	PUNE	1	0.02	0	0.00	1	0.02	40	0.95	287	6.79	823	19.47	1364	32.28	1359	32.16	351	8.31	4226	4225	99.98
8	SHILLONG	35	0.85	0	0.00	39	0.95	243	5.92	849	20.68	1085	26.43	989	24.09	686	16.71	179	4.36	4105	4070	99.15
	NVS	**84**	0.22	**0**	0.00	**50**	0.13	**586**	1.52	**3338**	8.66	**7906**	20.50	**11607**	30.10	**11058**	28.68	**3928**	10.19	**38557**	**38473**	**99.78**

(B) CLASS – XII

S.NO.	REGION	MARKS OBTAINED														APPEARED	PASSED	PASS %
		<33%, FAILED & COMP.,ETC.		>= 33% AND <50%		>=50% AND <60%		>=60% AND < 75%		>=75% AND < 90%		>=90% AND <95%		= 95% AND ABOVE 95%				
		NO.	%AGE	NO.	%AGE	NO.	%AGE	NO.	%AGE	NO.	%AGE	NO.	%AGE	NO.	%AGE	NO.	NO.	
1	BHOPAL	214	3.97	55	1.02	447	8.30	2144	39.81	2259	41.94	254	4.72	13	0.24	5386	5172	96.03
2	CHANDIGARH	103	4.02	22	0.86	252	9.83	1064	41.50	988	38.53	120	4.68	15	0.59	2564	2461	95.98
3	HYDERABAD	41	1.27	10	0.31	164	5.08	1104	34.19	1428	44.22	424	13.13	58	1.80	3229	3188	98.73
4	JAIPUR	100	2.88	14	0.40	245	7.05	1359	39.11	1567	45.09	179	5.15	11	0.32	3475	3375	97.12
5	LUCKNOW	182	3.74	36	0.74	386	7.92	1845	37.87	2101	43.12	303	6.22	19	0.39	4872	4690	96.26
6	PATNA	146	4.72	32	1.04	441	14.27	1361	44.05	1026	33.20	82	2.65	2	0.06	3090	2944	95.28
7	PUNE	68	2.86	7	0.29	127	5.34	891	37.44	1091	45.84	183	7.69	13	0.55	2380	2312	97.14
8	SHILLONG	305	9.87	73	2.36	576	18.64	1449	46.89	637	20.61	43	1.39	7	0.23	3090	2785	90.13
	NVS	**1159**	**4.13**	**249**	**0.89**	**2638**	**9.39**	**11217**	**39.94**	**11097**	**39.51**	**1588**	**5.65**	**138**	**0.49**	**28086**	**26927**	**95.87**

CBSE BOARD EXAM. 2016

(A) CLASS X

S.NO.	REGION	CUMULATIVE GRADE POINT AVERAGE (CGPA) OBTAINED																		APPEARED	QUALIFYING	
		F<4, EIOP, RESULT LATER & TRANSFER CASE		>=3 AND <4		>= 4 AND <5		>=5 AND <6		>=6 AND < 7		>=7 AND < 8		>=8 AND < 9		>=9 AND < 10		10				
		NO. OF STUDENTS	%AGE	NO. OF STUDENTS	%AGE	NO. OF STUDENTS	%AGE	NO. OF STUDENTS	%AGE	NO. OF STUDENTS	%AGE	NO. OF STUDENTS	%AGE	NO. OF STUDENTS	%AGE	NO. OF STUDENTS	%AGE	NO. OF STUDENTS	%AGE	NO. OF STUDENTS	NO. OF STUDENTS	QUAL %
1	BHOPAL	56	0.83	0	0.00	4	0.06	97	1.43	629	9.28	1659	24.47	2146	31.65	1671	24.65	518	7.64	6780	6724	99.17
2	CHANDIGARH	14	0.47	0	0.00	1	0.03	76	2.55	412	13.83	844	28.34	924	31.03	558	18.74	149	5.00	2978	2964	99.53
3	HYDERABAD	14	0.26	0	0.00	2	0.04	21	0.39	248	4.63	805	15.03	1565	29.23	1954	36.49	746	13.93	5355	5341	99.74
4	JAIPUR	13	0.34	0	0.00	1	0.03	49	1.26	353	9.10	967	24.94	1325	34.17	963	24.83	207	5.34	3878	3865	99.66
5	LUCKNOW	113	2.02	0	0.00	3	0.05	50	0.90	419	7.51	1230	22.04	1831	32.81	1510	27.06	425	7.62	5581	5468	97.98
6	PATNA	131	2.66	0	0.00	2	0.04	25	0.51	206	4.18	770	15.63	1364	27.70	1710	34.72	717	14.56	4925	4794	97.34
7	PUNE	4	0.10	0	0.00	0	0.00	46	1.10	328	7.87	909	21.81	1362	32.68	1211	29.05	308	7.39	4168	4164	99.90
8	SHILLONG	100	2.35	0	0.00	27	0.64	297	6.99	823	19.36	1149	27.04	1068	25.13	635	14.94	151	3.55	4250	4150	97.65
	NVS	**445**	**1.17**	**0**	**0.00**	**40**	**0.11**	**661**	**1.74**	**3418**	**9.01**	**8333**	**21.98**	**11585**	**30.56**	**10212**	**26.93**	**3221**	**8.50**	**37915**	**37470**	**98.83**

CLASS XII

S.NO.	REGION	<33%, FAILED & COMP.,ETC.		>= 33% AND <50%		>=50% AND <60%		>=60% AND < 75%		>=75% AND < 90%		>=90% AND <95%		= 95% AND ABOVE 95%		APPEARED	PASSED	PASS %
		NO.	%AGE	NO.	%AGE	NO.	%AGE	NO.	%AGE	NO.	%AGE	NO.	%AGE	NO.	%AGE	NO.	NO.	
1	BHOPAL	164	3.03	27	0.50	394	7.29	2167	40.09	2345	43.38	293	5.42	16	0.30	5406	5242	96.97
2	CHANDIGARH	72	2.89	13	0.52	195	7.82	1017	40.79	1081	43.36	112	4.49	3	0.12	2493	2421	97.11
3	HYDERABAD	18	0.56	9	0.28	118	3.68	1016	31.71	1556	48.56	442	13.80	45	1.40	3204	3186	99.44
4	JAIPUR	89	2.60	18	0.53	202	5.90	1276	37.28	1668	48.73	167	4.88	3	0.09	3423	3334	97.40
5	LUCKNOW	139	3.01	16	0.35	276	5.98	1827	39.61	2064	44.74	276	5.98	15	0.33	4613	4474	96.99
6	PATNA	150	5.08	22	0.74	362	12.25	1213	41.05	1090	36.89	113	3.82	5	0.17	2955	2805	94.92
7	PUNE	52	2.28	7	0.31	112	4.91	882	38.70	1121	49.19	103	4.52	2	0.09	2279	2227	97.72
8	SHILLONG	224	7.21	39	1.25	454	14.61	1508	48.52	832	26.77	48	1.54	3	0.10	3108	2884	92.79
	NVS	**908**	**3.30**	**151**	**0.55**	**2113**	**7.69**	**10906**	**39.69**	**11757**	**42.78**	1554	5.65	92	0.33	**27481**	**26573**	**96.70**

8B CLUSTER- WISE RANGE OF MARKS OBTAINED BY THE NUMBER OF STUDENTS AND THEIR PERCENTAGE

CBSE BOARD EXAM RESULTS 2020

CLASS X

S.NO.	REGION	CLUSTER	NAME OF AC	<33%, ESSENTIAL REPEAT & COMPTT ETC		>=33% AND <50%		>=50% AND <60%		>=60% AND <75%		>=75% AND <90%		>=90% AND <95%		95% AND ABOVE		APPEARED	PASSED	PASS %
				NO.	%	NO.	%	NO.	%	NO.	%	NO.	%	NO.	%	NO.	%			
1	BHOPAL	BHOPAL	SH. M. MARIAPPAN	19	1	28	1.47	195	10.25	644	0.34	860	45.22	144	7.57	12	0.63	1902	1883	99
2	BHOPAL	CUTTACK	SMT. NEELAM PANI	14	0.75	15	0.8	91	4.84	407	0.22	872	46.41	339	18.04	141	7.5	1879	1865	99.25
3	BHOPAL	JABALPUR	SMT. M. TRIPATHI	26	1.36	12	0.63	154	8.04	680	0.35	864	45.09	164	8.56	16	0.84	1916	1890	98.64
4	BHOPAL	RAIPUR	SH. N. K. PATEL	6	0.46	13	0.99	80	6.08	381	0.29	656	49.85	160	12.16	20	1.52	1316	1310	99.54
5	CHANDIGAR	HP	CAPT(RETD) TEENA DHIR	2	0.26	6	0.79	39	5.11	216	0.28	368	48.23	115	15.07	17	2.23	763	761	99.74
6	CHANDIGAR	J&K	MR. ZAHOOR AHMAD	3	0.59	20	3.96	72	14.26	206	0.41	187	37.03	17	3.37	0	0	505	502	99.41
7	CHANDIGAR	J&K-1	MR. ZAHOOR AHMAD	6	1.53	16	4.07	62	15.78	142	0.36	147	37.4	20	5.09	0	0	393	387	98.47
8	CHANDIGAR	PUNJAB	SH. C.G. HOODA	5	1.8	5	1.8	45	16.19	125	0.45	90	32.37	8	2.88	0	0	278	273	98.2
9	CHANDIGAR	PUNJAB I	SH. C.G. HOODA	14	1.17	42	3.51	162	13.56	478	0.4	451	37.74	41	3.43	7	0.59	1195	1181	98.83
10	CHANDIGAR	PUNJAB I	SH. C.G. HOODA	0	0	0	0	3	4.05	37	0.5	31	41.89	3	4.05	0	0	74	74	100
11	HYDERABAD	ANDHRA PRADESH	B. RAJENDRA RAO	1	0.08	12	1.01	51	4.29	304	0.26	614	51.64	186	15.64	21	1.77	1189	1188	99.92
12	HYDERABAD	DHARWAD	RAGHAVAN KAVALAN	8	0.4	23	1.14	136	6.75	546	0.27	1014	50.3	247	12.25	42	2.08	2016	2008	99.6
13	HYDERABAD	KERALA	M DRAVIDAMANI	3	0.2	33	2.21	95	6.36	342	0.23	716	47.93	234	15.66	71	4.75	1494	1491	99.8
14	HYDERABAD	TELANGANA	B. RAJENDRA RAO	1	0.11	8	0.88	31	3.4	190	0.21	462	50.66	187	20.5	33	3.62	912	911	99.89
15	HYDERABAD	VISHAKHA	B. RAJENDRA RAO	1	1.54	18	27.69	14	21.54	20	0.31	12	18.46	0	0	0	0	65	64	98.46
16	JAIPUR	JHUNJHUNU	SH. SURESH KUMAR	12	1.13	27	2.54	105	9.9	321	0.3	497	46.84	91	8.58	8	0.75	1061	1049	98.87

S.NO.	REGION	CLUSTER	NAME OF AC	<33%, ESSENTIAL REPEAT & COMPTT ETC		>=33% AND <50%		>=50% AND <60%		>=60% AND <75%		>=75% AND <90%		>=90% AND <95%		95% AND ABOVE		APPEARED	PASSED	PASS %
				NO.	%	NO.	%	NO.	%	NO.	%	NO.	%	NO.	%	NO.	%			
17	JAIPUR	JODHPUR	SH. SURESH KUMAR	8	0.78	20	1.96	94	9.22	335	0.33	458	44.9	94	9.22	11	1.08	1020	1012	99.22
18	JAIPUR	KARNAL	SMT. KUSUM KUMARI SINGH	21	2.04	34	3.3	127	12.32	349	0.34	430	41.71	63	6.11	7	0.68	1031	1010	97.96
19	JAIPUR	SAWAI MADHOPUR	SH. SURESH KUMAR	3	0.3	10	1.01	56	5.63	291	0.29	500	50.25	118	11.86	17	1.71	995	992	99.7
20	LUCKNOW	AGRA	SH. N.P.RAJAN	27	1.47	21	1.14	159	8.65	544	0.3	791	43.04	246	13.38	50	2.72	1838	1811	98.53
21	LUCKNOW	HARIDWAR	SH. P. R. PRASAD	12	0.77	13	0.84	84	5.42	411	0.27	748	48.29	226	14.59	55	3.55	1549	1537	99.23
22	LUCKNOW	LUCKNOW	MRS. SARITA	31	1.33	18	0.77	133	5.7	640	0.27	1166	49.96	297	12.72	49	2.1	2334	2303	98.67
23	PATNA	BURDWAN	SH. S. RADHAKRISHNAN	6	2.21	4	1.48	16	5.9	64	0.24	111	40.96	54	19.93	16	5.9	271	265	97.79
24	PATNA	BURDWAN-	SH. S. RADHAKRISHNAN	5	0.87	11	1.91	33	5.72	134	0.23	264	45.75	101	17.5	29	5.03	577	572	99.13
25	PATNA	BURDWAN-	SH. S. RADHAKRISHNAN	3	7.89	0	0	3	7.89	7	0.18	18	47.37	4	10.53	3	7.89	38	35	92.11
26	PATNA	KATIHAR	DR. B.K.SINHA	12	1.66	12	1.66	54	7.45	173	0.24	326	44.97	137	18.9	11	1.52	725	713	98.34
27	PATNA	KATIHAR-	DR. D. K. MODI	32	6.11	13	2.48	69	13.17	168	0.32	186	35.5	53	10.11	3	0.57	524	492	93.89
28	PATNA	NAWADA	DR. B.K.SINHA	2	2.47	0	0	9	11.11	25	0.31	36	44.44	9	11.11	0	0	81	79	97.53
29	PATNA	PATNA	DR. B.K.SINHA	16	2.61	9	1.47	65	10.62	167	0.27	265	43.3	74	12.09	16	2.61	612	596	97.39
30	PATNA	PATNA A	DR. B.K.SINHA	2	0.42	3	0.63	34	7.16	118	0.25	228	48	79	16.63	11	2.32	475	473	99.58
31	PATNA	PATNA-B	DR. B.K.SINHA	2	1.68	1	0.84	15	12.61	32	0.27	53	44.54	16	13.45	0	0	119	117	98.32
32	PATNA	RANCHI	DR. D. K. MODI	17	5.41	12	3.82	54	17.2	117	0.37	101	32.17	13	4.14	0	0	314	297	94.59
33	PATNA	RANCHI A	DR. D. K. MODI	12	1.88	20	3.13	77	12.07	249	0.39	217	34.01	58	9.09	5	0.78	638	626	98.12
34	PATNA	RANCHI B	DR. D. K. MODI	21	2.61	18	2.24	76	9.44	264	0.33	327	40.62	88	10.93	11	1.37	805	784	97.39
35	PUNE	AHMEDABAD	SMT. R ANURADHA	29	3.32	46	5.26	122	13.96	274	0.31	334	38.22	66	7.55	3	0.34	874	845	96.68
36	PUNE	AHMEDABAD	SMT. R ANURADHA	1	0.67	2	1.34	9	6.04	53	0.36	70	46.98	11	7.38	3	2.01	149	148	99.33
37	PUNE	AHMEDNAG	MR. K.V.SURESH	0	0	0	0	0	0	6	0.08	46	58.23	22	27.85	5	6.33	79	79	100
38	PUNE	AHMEDNAG	MR. K.V.SURESH	0	0	3	4.84	10	16.13	30	0.48	18	29.03	1	1.61	0	0	62	62	100
39	PUNE	AMRAVATI	MR. ASHOK SALI	5	0.38	7	0.53	48	3.65	254	0.19	645	49.01	294	22.34	63	4.79	1316	1311	99.62

S.NO.	REGION	CLUSTER	NAME OF AC	<33%, ESSENTIAL REPEAT & COMPTT ETC		>=33% AND <50%		>=50% AND <60%		>=60% AND <75%		>=75% AND <90%		>=90% AND <95%		95% AND ABOVE		APPEARED	PASSED	PASS %
				NO.	%	NO.	%	NO.	%	NO.	%	NO.	%	NO.	%	NO.	%			
40	PUNE	AMRAVATI	MR. ASHOK SALI	0	0	0	0	2	2.53	14	0.18	43	54.43	16	20.25	4	5.06	79	79	100
41	PUNE	GANDHI NAGAR	SMT. R ANURADHA	31	4.45	24	3.45	99	14.22	239	0.34	258	37.07	38	5.46	7	1.01	696	665	95.55
42	PUNE	PUNE	MR. K.V.SURESH	6	1	2	0.33	30	5	116	0.19	292	48.67	129	21.5	25	4.17	600	594	99
43	PUNE	SANGLI	MR. K.V.SURESH	11	2.07	4	0.75	36	6.77	140	0.26	277	52.07	58	10.9	6	1.13	532	521	97.93
44	SHILLONG	DIBRUGARH	SH. C. HARI BABU	25	2.2	57	5.01	215	18.91	462	0.41	324	28.5	50	4.4	4	0.35	1137	1112	97.8
45	SHILLONG	GUWAHATI	SH. N. DHIREN SINGH	20	1.34	25	1.68	167	11.21	522	0.35	637	42.75	108	7.25	11	0.74	1490	1470	98.66
46	SHILLONG	SHILLONG	SH. N. DHIREN SINGH	51	3.95	96	7.44	236	18.29	547	0.42	313	24.26	41	3.18	6	0.47	1290	1239	96.05
47	SHILLONG	SILCHAR	SH. S. K. SHARMA	8	0.72	52	4.7	187	16.91	401	0.36	368	33.27	79	7.14	11	0.99	1106	1098	99.28

CLASS XII

S.NO.	REGION	CLUSTER	NAME OF AC	<33%, ESSENTIAL REPEAT & COMPTT ETC		>=33% AND <50%		>=50% AND <60%		>=60% AND <75%		>=75% AND <90%		>=90% AND <95%		95% AND ABOVE		APPD	PASSED	PASS %
				NO.	%	NO.	%	NO.	%	NO.	%	NO.	%	NO.	%	NO.	%			
1	BHOPAL	BHOPAL	SH. M. MARIAPPAN	14	0.91	0	0	32	2.09	362	23.61	888	57.93	208	13.57	29	1.89	1533	1519	99.09
2	BHOPAL	CUTTACK	SMT. NEELAM PANI	10	0.72	1	0.07	11	0.79	322	23.2	775	55.84	234	16.86	35	2.52	1388	1378	99.28
3	BHOPAL	JABALPUR	SMT. M. TRIPATHI	9	0.53	1	0.06	44	2.61	433	25.73	939	55.79	235	13.96	22	1.31	1683	1674	99.47
4	BHOPAL	RAIPUR	SH. N. K. PATEL	7	0.63	2	0.18	14	1.25	284	25.43	660	59.09	137	12.26	13	1.16	1117	1110	99.37
5	CHANDIGAR	HP	CAPT(RETD) TEENA DHIR	1	0.15	0	0	7	1.06	99	14.93	387	58.37	133	20.06	36	5.43	663	662	99.85
6	CHANDIGAR	J&K	MR. ZAHOOR AHMAD	16	3.69	0	0	8	1.84	100	23.04	249	57.37	48	11.06	13	3	434	418	96.31
7	CHANDIGAR	J&K-1	MR. ZAHOOR AHMAD	6	1.64	0	0	8	2.19	129	35.34	181	49.59	38	10.41	3	0.82	365	359	98.36
8	CHANDIGAR	PUNJAB	SH. C.G. HOODA	1	0.48	0	0	3	1.44	78	37.5	109	52.4	15	7.21	2	0.96	208	207	99.52
9	CHANDIGAR	PUNJAB I	SH. C.G. HOODA	9	0.84	0	0	16	1.5	348	32.52	599	55.98	88	8.22	10	0.93	1070	1061	99.16
10	CHANDIGAR	PUNJAB I	SH. C.G. HOODA	2	3.57	0	0	7	12.5	10	17.86	33	58.93	3	5.36	1	1.79	56	54	96.43
11	HYDERABAD	ANDHRA PRADESH	B. RAJENDRA RAO	7	1.11	0	0	8	1.27	142	22.47	373	59.02	91	14.4	11	1.74	632	625	98.89
12	HYDERABAD	DHARWAD	RAGHAVAN KAVALAN	3	0.25	1	0.08	3	0.25	161	13.36	588	48.8	367	30.46	82	6.8	1205	1202	99.75
13	HYDERABAD	KERALA	M DRAVIDAMANI	1	0.1	0	0	6	0.63	108	11.33	486	51	251	26.34	101	10.6	953	952	99.9
14	HYDERABAD	TELANGANA	B. RAJENDRA RAO	5	1	0	0	4	0.8	74	14.74	257	51.2	129	25.7	33	6.57	502	497	99
15	HYDERABAD	VISHAKHA	B. RAJENDRA RAO	2	25	0	0	0	0	2	25	2	25	2	25	0	0	8	6	75
16	JAIPUR	JHUNJHUNU	SH. SURESH KUMAR	4	0.46	0	0	14	1.61	237	27.34	473	54.56	129	14.88	10	1.15	867	863	99.54
17	JAIPUR	JODHPUR	SH. SURESH KUMAR	10	1.17	0	0	6	0.7	175	20.52	487	57.09	161	18.87	14	1.64	853	843	98.83
18	JAIPUR	KARNAL	SMT. KUSUM KUMARI SINGH	3	0.33	1	0.11	29	3.2	282	31.16	471	52.04	112	12.38	7	0.77	905	902	99.67
19	JAIPUR	SAWAI MADHOPUR	SH. SURESH KUMAR	4	0.5	0	0	4	0.5	134	16.58	493	61.01	157	19.43	16	1.98	808	804	99.5
20	LUCKNOW	AGRA	SH. N.P.RAJAN	36	2.33	1	0.06	51	3.3	475	30.72	768	49.68	181	11.71	34	2.2	1546	1510	97.67
21	LUCKNOW	HARIDWAR	SH. P. R. PRASAD	20	1.53	0	0	10	0.76	283	21.64	705	53.9	231	17.66	59	4.51	1308	1288	98.47
22	LUCKNOW	LUCKNOW	MRS. SARITA	54	2.81	1	0.05	33	1.72	567	29.52	984	51.22	257	13.38	25	1.3	1921	1867	97.19
23	PATNA	BURDWAN	SH. S. RADHAKRISHNAN	2	0.9	0	0	2	0.9	59	26.7	108	48.87	46	20.81	4	1.81	221	219	99.1
24	PATNA	BURDWAN-	SH. S. RADHAKRISHNAN	2	0.43	0	0	9	1.94	104	22.37	250	53.76	94	20.22	6	1.29	465	463	99.57
25	PATNA	KATIHAR	DR. B.K.SINHA	3	0.72	0	0	4	0.96	111	26.62	219	52.52	68	16.31	12	2.88	417	414	99.28
26	PATNA	KATIHAR-	DR. D. K. MODI	4	1.14	0	0	8	2.28	129	36.75	183	52.14	27	7.69	0	0	351	347	98.86

S.NO.	REGION	CLUSTER	NAME OF AC	<33%, ESSENTIAL REPEAT & COMPTT ETC		>=33% AND <50%		>=50% AND <60%		>=60% AND <75%		>=75% AND <90%		>=90% AND <95%		95% AND ABOVE		APPD	PASSED	PASS %
27	PATNA	NAWADA	DR. B.K.SINHA	0	0	0	0	0	0	2	14.29	10	71.43	2	14.29	0	0	14	14	100
28	PATNA	PATNA	DR. B.K.SINHA	2	0.56	0	0	5	1.41	93	26.27	186	52.54	64	18.08	4	1.13	354	352	99.44
29	PATNA	PATNA A	DR. B.K.SINHA	3	0.87	0	0	7	2.02	118	34.1	162	46.82	51	14.74	5	1.45	346	343	99.13
30	PATNA	PATNA-B	DR. B.K.SINHA	1	1.96	0	0	3	5.88	23	45.1	20	39.22	4	7.84	0	0	51	50	98.04
31	PATNA	RANCHI	DR. D. K. MODI	3	1.19	0	0	10	3.95	92	36.36	117	46.25	29	11.46	2	0.79	253	250	98.81
32	PATNA	RANCHI A	DR. D. K. MODI	7	1.55	0	0	18	3.97	177	39.07	213	47.02	37	8.17	1	0.22	453	446	98.45
33	PATNA	RANCHI B	DR. D. K. MODI	17	3.14	0	0	24	4.44	213	39.37	239	44.18	40	7.39	8	1.48	541	524	96.86
34	PUNE	AHMEDABAD	SMT. R ANURADHA	9	1.89	0	0	9	1.89	137	28.84	242	50.95	71	14.95	7	1.47	475	466	98.11
35	PUNE	AHMEDABAD	SMT. R ANURADHA	2	2.38	0	0	2	2.38	20	23.81	40	47.62	20	23.81	0	0	84	82	97.62
36	PUNE	AHMEDNAG	MR. K.V.SURESH	0	0	0	0	0	0	3	8.82	25	73.53	5	14.71	1	2.94	34	34	100
37	PUNE	AHMEDNAG	MR. K.V.SURESH	0	0	0	0	0	0	2	8.7	17	73.91	3	13.04	1	4.35	23	23	100
38	PUNE	AMRAVATI	MR. ASHOK SALI	13	1.62	1	0.12	8	1	196	24.38	447	55.6	129	16.04	10	1.24	804	791	98.38
39	PUNE	AMRAVATI	MR. ASHOK SALI	1	2.7	0	0	0	0	9	24.32	21	56.76	5	13.51	1	2.7	37	36	97.3
40	PUNE	GANDHI NAGAR	SMT. R ANURADHA	5	1.3	0	0	1	0.26	91	23.64	241	62.6	45	11.69	2	0.52	385	380	98.7
41	PUNE	PUNE	MR. K.V.SURESH	1	0.27	0	0	3	0.82	80	21.74	198	53.8	77	20.92	9	2.45	368	367	99.73
42	PUNE	SANGLI	MR. K.V.SURESH	5	1.98	0	0	2	0.79	35	13.89	170	67.46	34	13.49	6	2.38	252	247	98.02
43	SHILLONG	DIBRUGARH	SH. C. HARI BABU	12	1.94	0	0	21	3.39	226	36.45	327	52.74	29	4.68	5	0.81	620	608	98.06
44	SHILLONG	GUWAHATI	SH. N. DHIREN SINGH	16	1.75	0	0	21	2.3	271	29.68	489	53.56	101	11.06	15	1.64	913	897	98.25
45	SHILLONG	SHILLONG	SH. N. DHIREN SINGH	30	3.08	4	0.41	51	5.23	361	37.03	466	47.79	56	5.74	7	0.72	975	945	96.92
46	SHILLONG	SILCHAR	SH. S. K. SHARMA	18	2.6	0	0	9	1.3	260	37.63	346	50.07	57	8.25	1	0.14	691	673	97.4

CBSE BOARD EXAM RESULTS 2019

CLASS X

SL	REGION	CLUSTER	NAME OF AC	<33%, FAILED & COMPTT ETC		>=33% AND <50%		>=50% AND <60%		>=60% AND <75%		>=75% AND <90%		>=90% AND <95%		95% AND ABOVE		APPD	PASSED	PASS %
				NO.	%	NO.	%	NO.	%	NO.	%	NO.	%	NO.	%	NO.	%			
1	LUCKNOW	AGRA	N P RAJAN	22	1.06	9	0.43	98	4.73	449	21.69	952	45.99	427	20.63	113	5.46	2070	2048	98.94
2	PUNE	AHMEDABAD	ANURADHA	29	2.74	13	1.23	92	8.70	328	31.00	450	42.53	131	12.38	15	1.42	1058	1029	97.26
3	PUNE	AMRAVATI	B. VENKETESWARAN	12	0.80	3	0.20	50	3.34	322	21.52	719	48.06	294	19.65	96	6.42	1496	1484	99.20
4	BHOPAL	BHOPAL	T KUNHIKANARAN	18	0.94	15	0.78	102	5.34	535	28.00	865	45.26	314	16.43	62	3.24	1911	1893	99.06
5	PATNA	BURDWAN	S RADHAKRISHANA	7	0.75	6	0.65	36	3.88	184	19.83	412	44.40	227	24.46	56	6.03	928	921	99.25
6	BHOPAL	CUTTACK-I	PARBATI PARDHAN	6	0.50	5	0.42	40	3.34	240	20.02	535	44.62	260	21.68	113	9.42	1199	1193	99.50
7	BHOPAL	CUTTACK-II	PARBATI PRADHAN	3	0.31	5	0.52	42	4.39	182	19.04	408	42.68	212	22.18	104	10.88	956	953	99.69
8	HYDERABAD	DHARWAD	RAGHWAN KAVALAN	1	0.05	8	0.43	65	3.51	399	21.56	888	47.97	399	21.56	91	4.92	1851	1850	99.95
9	SHILLONG	DIBRUGARH	HARI BABU	45	3.43	60	4.57	187	14.24	470	35.80	448	34.12	93	7.08	10	0.76	1313	1268	96.57
10	HYDERABAD	GUNTUR	G ANUSUYA	4	0.51	5	0.64	34	4.34	146	18.62	372	47.45	188	23.98	35	4.46	784	780	99.49
11	SHILLONG	GUWAHATI	S DEKA	22	2.09	29	2.76	98	9.32	298	28.33	452	42.97	135	12.83	18	1.71	1052	1030	97.91
12	LUCKNOW	HARIDWAR	G S BABU	8	0.52	8	0.52	50	3.23	309	19.94	726	46.84	327	21.10	122	7.87	1550	1542	99.48
13	HYDERABAD	HYDERABAD	V J CHARY	3	0.20	17	1.14	101	6.77	354	23.74	646	43.33	314	21.06	56	3.76	1491	1488	99.80
14	CHANDIGARH	HIMACHAL	TEENA DHIR	1	0.12	6	0.70	38	4.45	243	28.49	423	49.59	126	14.77	16	1.88	853	852	99.88
15	CHANDIGARH	J & K	Z A BHATT	10	1.02	29	2.94	115	11.68	393	39.90	364	36.95	64	6.50	10	1.02	985	975	98.98
16	BHOPAL	JABALPUR	MRIDULA TRIPATHI	9	0.49	12	0.66	127	6.93	473	25.82	842	45.96	301	16.43	68	3.71	1832	1823	99.51

SL	REGION	CLUSTER	NAME OF AC	<33%, FAILED & COMPTT ETC		>=33% AND <50%		>=50% AND <60%		>=60% AND <75%		>=75% AND <90%		>=90% AND <95%		95% AND ABOVE		APPD	PASSED	PASS %
				NO.	%	NO.	%	NO.	%	NO.	%	NO.	%	NO.	%	NO.	%			
17	JAIPUR	JHUNJHUNU	S K MAHESHWARI	4	0.36	17	1.53	94	8.45	324	29.11	486	43.67	171	15.36	17	1.53	1113	1109	99.64
18	JAIPUR	JODHPUR	M CHODHARY	17	1.65	5	0.48	69	6.69	313	30.36	457	44.33	144	13.97	26	2.52	1031	1014	98.35
19	HYDERABAD	KERALA	DRAVIDMANI	1	0.08	2	0.17	27	2.24	154	12.79	478	39.70	329	27.33	213	17.69	1204	1203	99.92
20	JAIPUR	KARNAL	S M TEMBHURNEKAR	10	1.00	22	2.19	85	8.47	308	30.71	445	44.37	114	11.37	19	1.89	1003	993	99.00
21	PATNA	KATIHAR	R L MALI	16	1.22	12	0.92	63	4.82	350	26.76	562	42.97	261	19.95	44	3.36	1308	1292	98.78
22	HYDERABAD	KOCHI	DRAVIDMANI	0	0.00	0	0.00	7	4.02	42	24.14	82	47.13	41	23.56	2	1.15	174	174	100.00
23	LUCKNOW	LUCKNOW	ZUBER AHMAD	26	1.30	10	0.50	84	4.19	435	21.68	914	45.56	414	20.64	123	6.13	2006	1980	98.70
24	PATNA	PATNA	G M BABU	9	0.74	16	1.32	93	7.66	316	26.03	540	44.48	196	16.14	44	3.62	1214	1205	99.26
25	PUNE	PUNE - 1	SATISH KUMAR	3	0.40	2	0.27	23	3.06	186	24.73	354	47.07	138	18.35	46	6.12	752	749	99.60
26	PUNE	PUNE-2	K V SURESH	28	2.55	26	2.37	130	11.86	326	29.74	435	39.69	129	11.77	22	2.01	1096	1068	97.45
27	CHANDIGARH	PUNJAB	K C BHAGAT	8	0.54	15	1.01	167	11.28	588	39.73	582	39.32	104	7.03	16	1.08	1480	1472	99.46
28	BHOPAL	RAIPUR	N K PATEL	15	1.34	9	0.81	68	6.09	340	30.44	514	46.02	142	12.71	29	2.60	1117	1102	98.66
29	PATNA	RANCHI	B R RAO	65	3.75	28	1.62	156	9.00	522	30.12	705	40.68	235	13.56	22	1.27	1733	1668	96.25
30	JAIPUR	SAWI MADHEPUR	AMBESH KUMAR	9	0.89	6	0.60	41	4.07	247	24.50	476	47.22	186	18.45	43	4.27	1008	999	99.11
31	SHILLONG	SHILLONG	N D SINGH	90	6.58	98	7.16	253	18.49	467	34.14	373	27.27	82	5.99	5	0.37	1368	1278	93.42
32	SHILLONG	SILCHAR	S DEKA	71	7.48	41	4.32	184	19.39	316	33.30	260	27.40	66	6.95	11	1.16	949	878	92.52

CLASS XII

S.NO.	REGION	CLUSTER	NAME OF AC	<33%, FAILED & COMPTT ETC		>=33% AND <50%		>=50% AND <60%		>=60% AND <75%		>=75% AND <90%		>=90% AND <95%		95% AND ABOVE		APPD	PASSED	PASS %
				NO.	%	NO.	%	NO.	%	NO.	%	NO.	%	NO.	%	NO.	%			
1	BHOPAL	BHOPAL	T KUNHIKANARAN	35	2.27	4	0.26	72	4.67	552	35.82	735	47.70	134	8.70	9	0.58	1541	1506	97.73
2	BHOPAL	CUTTACK-I	PARBATI PARDHAN + M MARIYAPPAN	25	2.65	5	0.53	91	9.63	371	39.26	373	39.47	72	7.62	8	0.85	945	920	97.35
3	BHOPAL	CUTTACK-II	PARBATI PRADHAN	21	2.71	2	0.26	54	6.97	298	38.45	310	40.00	87	11.23	3	0.39	775	754	97.29
4	BHOPAL	JABALPUR	MRIDULA TRIPATHI	53	3.09	4	0.23	83	4.84	579	33.74	836	48.72	148	8.62	13	0.76	1716	1663	96.91
5	BHOPAL	RAIPUR	N K PATEL	34	3.81	3	0.34	57	6.38	329	36.84	413	46.25	54	6.05	3	0.34	893	859	96.19
6	CHANDIGARH	HIMACHAL	TEENA DHIR	3	0.44	1	0.15	12	1.77	202	29.75	388	57.14	70	10.31	3	0.44	679	676	99.56
7	CHANDIGARH	J & K	Z A BHATT	35	4.50	5	0.64	70	9.00	346	44.47	289	37.15	33	4.24	0	0.00	778	743	95.50
8	CHANDIGARH	PUNJAB	K C BHAGAT	43	3.23	3	0.23	69	5.18	542	40.69	608	45.65	66	4.95	1	0.08	1332	1289	96.77
9	HYDERABAD	DHARWAD	RAGHWAN KAVALAN	5	0.50	2	0.20	21	2.13	298	30.28	466	47.35	166	16.86	26	2.64	984	979	99.49
10	HYDERABAD	GUNTUR	G ANUSUYA	8	1.67	3	0.63	28	5.86	192	40.17	207	43.31	36	7.53	4	0.84	478	470	98.33
11	HYDERABAD	HYDERABAD	V J CHARY	16	2.05	1	0.13	42	5.39	314	40.31	316	40.56	83	10.65	7	0.90	779	763	97.95
12	HYDERABAD	KERALA	DRAVIDMANI	0	0.00	1	0.10	14	1.46	169	17.57	480	49.90	248	25.78	50	5.20	962	962	100.00
13	HYDERABAD	KOCHI	DRAVIDMANI	0	0.00	0	0.00	2	1.72	21	18.10	63	54.31	25	21.55	5	4.31	116	116	100.00
14	JAIPUR	JHUNJHUNU	S K MAHESHWARI	13	1.49	0	0.00	21	2.41	271	31.04	485	55.56	77	8.82	6	0.69	873	860	98.51
15	JAIPUR	JODHPUR	M CHODHARY	10	1.07	1	0.11	30	3.22	309	33.15	496	53.22	81	8.69	5	0.54	932	922	98.93
16	JAIPUR	KARNAL	S M TEMBHURNEKAR	12	1.30	0	0.00	61	6.61	354	38.35	432	46.80	61	6.61	3	0.33	923	911	98.70
17	JAIPUR	SAWI MADHEPUR	AMBESH KUMAR	14	1.51	0	0.00	25	2.70	220	23.73	530	57.17	124	13.38	14	1.51	927	913	98.49
18	LUCKNOW	AGRA	N P RAJAN	67	3.61	1	0.05	81	4.37	637	34.34	885	47.71	166	8.95	18	0.97	1855	1788	96.39
19	LUCKNOW	HARIDWAR	G S BABU	36	2.60	2	0.14	43	3.11	436	31.50	683	49.35	158	11.42	26	1.88	1384	1348	97.40
20	LUCKNOW	LUCKNOW	ZUBER AHMAD	57	3.01	3	0.16	88	4.64	592	31.22	954	50.32	185	9.76	17	0.90	1896	1839	96.99
21	PATNA	BURDWAN	S RADHAKRISHANA	11	1.65	1	0.15	22	3.31	233	35.04	327	49.17	69	10.38	2	0.30	665	654	98.35
22	PATNA	KATIHAR	R L MALI	61	7.11	0	0.00	75	8.74	417	48.60	274	31.93	31	3.61	0	0.00	858	797	92.89
23	PATNA	PATNA	G M BABU	38	4.25	1	0.11	95	10.61	385	43.02	321	35.87	55	6.15	0	0.00	895	857	95.75
24	PATNA	RANCHI	B R RAO	66	5.10	0	0.00	106	8.19	640	49.42	439	33.90	43	3.32	1	0.08	1295	1229	94.90
25	PUNE	AHMEDABAD	ANURADHA	43	5.87	0	0.00	42	5.73	281	38.34	336	45.84	29	3.96	2	0.27	733	690	94.13
26	PUNE	AMRAVATI	B. VENKETESWARAN	8	0.86	1	0.11	18	1.95	338	36.54	500	54.05	57	6.16	3	0.32	925	917	99.14
27	PUNE	PUNE	P S SARDAR	0	0.00	0	0.00	0	0.00	11	23.40	34	72.34	2	4.26	0	0.00	47	47	100.00
28	PUNE	PUNE - II	SATISH KUMAR	3	0.85	0	0.00	4	1.14	113	32.19	207	58.97	22	6.27	2	0.57	351	348	99.15
29	PUNE	PUNE-1	K V SURESH	16	2.08	3	0.39	32	4.17	293	38.15	352	45.83	58	7.55	14	1.82	768	752	97.92
30	SHILLONG	DIBRUGARH	HARI BABU	93	10.20	14	1.54	138	15.13	443	48.57	208	22.81	16	1.75	0	0.00	912	819	89.80
31	SHILLONG	GUWAHATI	S DEKA	28	3.80	10	1.36	78	10.58	330	44.78	257	34.87	33	4.48	1	0.14	737	709	96.20
32	SHILLONG	SHILLONG	N D SINGH	109	9.97	18	1.65	237	21.68	539	49.31	181	16.56	9	0.82	0	0.00	1093	984	90.03
33	SHILLONG	SILCHAR	S DEKA	78	9.92	14	1.78	184	23.41	311	39.57	181	23.03	15	1.91	3	0.38	786	708	90.08

CBSE BOARD EXAM RESULTS 2018

CLASS X

S.NO.	REGION	CLUSTER NAME	NAME OF AC	MARKS OBTAINED														APPEARED	PASSED	PASS %
				<33%, FAILED & COMPTT. ETC.		>= 33% AND <50%		>=50% AND <60%		>=60% AND < 75%		>=75% AND < 90%		>=90% AND <95%		= 95% AND ABOVE 95%				
				NO.	%AGE	NO.	%AGE	NO.	%AGE	NO.	%AGE	NO.	%AGE	NO.	%AGE	NO.	%AGE	NO.	NO.	
1	BHOPAL	CUTTACK	PARBATI PRADHAN	69	3.82	23	1.27	138	7.64	578	32.00	758	41.97	202	11.18	38	2.10	1806	1737	96.18
2	BHOPAL	CUTTACK-II	M MARIAPPAN	10	1.20	2	0.24	46	5.51	200	23.95	390	46.71	139	16.65	48	5.75	835	825	98.80
3	BHOPAL	JABALPUR	T KUNHIKANARAN	53	2.43	40	1.83	277	12.68	805	36.84	848	38.81	145	6.64	17	0.78	2185	2132	97.57
4	BHOPAL	RAIPUR	N K PATEL	36	1.80	31	1.55	172	8.59	647	32.30	930	46.43	172	8.59	15	0.75	2003	1967	98.20
5	CHANDIGARH	HIMACHAL	TEENA DHIR	7	0.88	13	1.64	52	6.54	266	33.46	377	47.42	71	8.93	9	1.13	795	788	99.12
6	CHANDIGARH	J & K	Z A BHATT	35	3.71	28	2.97	132	13.98	364	38.56	324	34.32	56	5.93	5	0.53	944	909	96.29
7	CHANDIGARH	PUNJAB	VIKRAM JOSHI	33	2.40	26	1.89	163	11.86	569	41.41	500	36.39	72	5.24	11	0.80	1374	1341	97.60
8	HYDERABAD	DHARWAD	T GOPALKRISHNA	9	0.49	12	0.65	114	6.19	413	22.42	941	51.09	298	16.18	55	2.99	1842	1833	99.51
9	HYDERABAD	HYDERABAD	G ANUSUYA	21	1.05	49	2.44	162	8.08	482	24.03	943	47.01	293	14.61	56	2.79	2006	1985	98.95
10	HYDERABAD	KOCHI	B PRABHAKAR	13	0.86	30	1.98	74	4.89	357	23.60	650	42.96	286	18.90	103	6.81	1513	1500	99.14
11	JAIPUR	JHUNJHUNU	S M TEMBHURNEKAR	18	1.28	23	1.64	139	9.92	475	33.90	616	43.97	115	8.21	15	1.07	1401	1383	98.72
12	JAIPUR	JODHPUR	M CHODHARY	31	2.55	31	2.55	131	10.76	411	33.77	502	41.25	101	8.30	10	0.82	1217	1186	97.45
13	JAIPUR	KARNAL	M P SINGH	34	2.54	24	1.79	137	10.24	429	32.06	575	42.97	123	9.19	16	1.20	1338	1304	97.46
14	LUCKNOW	AGRA	N P RAJAN	36	1.73	24	1.15	165	7.94	625	30.06	960	46.18	234	11.26	35	1.68	2079	2043	98.27

S.NO.	REGION	CLUSTER NAME	NAME OF AC	MARKS OBTAINED														APPEARED	PASSED	PASS %
				<33%, FAILED & COMPTT. ETC.		>= 33% AND <50%		>=50% AND <60%		>=60% AND < 75%		>=75% AND < 90%		>=90% AND <95%		= 95% AND ABOVE 95%				
				NO.	%AGE	NO.	%AGE	NO.	%AGE	NO.	%AGE	NO.	%AGE	NO.	%AGE	NO.	%AGE	NO.	NO.	
15	LUCKNOW	HARIDWAR	KARAM CHAND	12	0.80	24	1.59	109	7.24	423	28.09	730	48.47	173	11.49	35	2.32	1506	1494	99.20
16	LUCKNOW	VARANASI	AMBESH KUMAR	34	1.73	12	0.61	137	6.99	507	25.87	951	48.52	285	14.54	34	1.73	1960	1926	98.27
17	PATNA	BURDWAN	N DHIREN SINGH	6	0.71	8	0.94	50	5.90	220	25.94	400	47.17	140	16.51	24	2.83	848	842	99.29
18	PATNA	KATIHAR	R L MALI	41	3.00	11	0.80	76	5.56	327	23.90	669	48.90	211	15.42	33	2.41	1368	1327	97.00
19	PATNA	PATNA	M DRAVIDMANI	32	2.51	14	1.10	85	6.68	295	23.17	629	49.41	193	15.16	25	1.96	1273	1241	97.49
20	PATNA	RANCHI	B RAJENDRA RAO	73	4.40	32	1.93	195	11.75	543	32.71	658	39.64	146	8.80	13	0.78	1660	1587	95.60
21	PUNE	AHMEDABAD	R K GUPTA	70	5.60	29	2.32	182	14.56	444	35.52	440	35.20	78	6.24	7	0.56	1250	1180	94.40
22	PUNE	AMRAVATI	PVRN RAJU	13	0.93	17	1.22	92	6.59	382	27.34	670	47.96	194	13.89	29	2.08	1397	1384	99.07
23	PUNE	PUNE	P S SARDAR	41	4.61	25	2.81	104	11.70	232	26.10	354	39.82	110	12.37	23	2.59	889	848	95.39
24	PUNE	PUNE-II	SATISH KUMAR	6	0.89	6	0.89	43	6.36	163	24.11	345	51.04	102	15.09	11	1.63	676	670	99.11
25	SHILLONG	DIBRUGARH	MA MUNEEB	79	8.84	76	8.50	172	19.24	354	39.60	180	20.13	27	3.02	6	0.67	894	815	91.16
26	SHILLONG	GUWAHATI	ZUBER AHMED	108	8.52	47	3.71	188	14.84	432	34.10	413	32.60	71	5.60	8	0.63	1267	1159	91.48
27	SHILLONG	SHILLONG	S DEKA	126	10.28	77	6.28	199	16.23	420	34.26	345	28.14	57	4.65	2	0.16	1226	1100	89.72
28	SHILLONG	SILCHAR	MA MUNEEB	38	7.82	84	17.28	115	23.66	189	38.89	59	12.14	1	0.21	0	0.00	486	448	92.18
29	SHILLONG	SILCHAR-II	ZUBER AHMED	15	3.01	11	2.20	43	8.62	148	29.66	224	44.89	46	9.22	12	2.40	499	484	96.99
NVS				**829**	**2.15**	**3692**	**9.58**	**11700**	**30.36**	**16381**	**42.51**	**4141**	**10.75**	**695**	**1.80**	**1099**	**2.85**	**38537**	**37438**	**97.15**

CLASS – XII

S.NO.	REGION	CLUSTER NAME	NAME OF AC	MARKS OBTAINED														APPEARED	PASSED	PASS %	CLASS AVERAGE
				<33%, FAILED & COMPTT. ETC.		>= 33% AND <50%		>=50% AND <60%		>=60% AND < 75%		>=75% AND < 90%		>=90% AND <95%		= 95% AND ABOVE 95%					
				NO.	%AGE	NO.	%AGE	NO.	%AGE	NO.	%AGE	NO.	%AGE	NO.	%AGE	NO.	%AGE	NO.	NO.		
1	BHOPAL	CUTTACK	PARBATI PRADHAN	53	4.12	5	0.39	84	6.53	547	42.50	502	39.01	93	7.23	3	0.23	1287	1234	95.88	73.56
2	BHOPAL	CUTTACK-II	M MARIAPPAN	20	2.73	5	0.68	47	6.41	277	37.79	301	41.06	72	9.82	11	1.50	733	713	97.27	75.24
3	BHOPAL	JABALPUR	T KUNHIKANARAN	36	1.87	5	0.26	100	5.20	742	38.61	928	48.28	107	5.57	4	0.21	1922	1886	98.13	75.33
4	BHOPAL	RAIPUR	N K PATEL	47	2.58	2	0.11	114	6.26	782	42.97	784	43.08	82	4.51	9	0.49	1820	1773	97.42	73.98
5	CHANDIGARH	HIMACHAL	TEENA DHIR	3	0.46	2	0.31	12	1.83	160	24.43	392	59.85	79	12.06	7	1.07	655	652	99.54	79.91
6	CHANDIGARH	J & K	Z A BHATT	24	3.17	2	0.26	81	10.69	337	44.46	295	38.92	17	2.24	2	0.26	758	734	96.83	72.03
7	CHANDIGARH	PUNJAB	VIKRAM JOSHI	33	2.62	8	0.64	98	7.79	586	46.58	495	39.35	36	2.86	2	0.16	1258	1225	97.38	72.41
8	HYDERABAD	DHARWAD	T GOPALKRISHNA	2	0.15	1	0.07	21	1.56	281	20.86	708	52.56	301	22.35	33	2.45	1347	1345	99.85	81.31
9	HYDERABAD	HYDERABAD	G ANUSUYA	10	0.85	2	0.17	73	6.20	496	42.14	481	40.87	103	8.75	12	1.02	1177	1167	99.15	75.23
10	HYDERABAD	KOCHI	B PRABHAKAR	3	0.32	1	0.11	19	2.05	191	20.65	510	55.14	163	17.62	38	4.11	925	922	99.68	81.67
11	JAIPUR	JHUNJHUNU	S M TEMBHURNEKAR	24	1.98	6	0.50	88	7.27	470	38.84	553	45.70	64	5.29	5	0.41	1210	1186	98.02	74.37
12	JAIPUR	JODHPUR	M CHODHARY	11	0.99	2	0.18	41	3.68	367	32.94	610	54.76	83	7.45	0	0.00	1114	1103	99.01	77.26
13	JAIPUR	KARNAL	M P SINGH	17	1.45	8	0.68	77	6.59	466	39.86	529	45.25	70	5.99	2	0.17	1169	1152	98.55	74.81
14	LUCKNOW	AGRA	N P RAJAN	69	3.67	7	0.37	113	6.01	735	39.07	817	43.43	129	6.86	11	0.58	1881	1812	96.33	74.5
15	LUCKNOW	HARIDWAR	KARAM CHAND	18	1.46	2	0.16	69	5.60	428	34.74	568	46.10	133	10.80	14	1.14	1232	1214	98.54	76.57

S.NO.	REGION	CLUSTER NAME	NAME OF AC	MARKS OBTAINED														APPEARED	PASSED	PASS %	CLASS AVERAGE
				<33%, FAILED & COMPTT. ETC.		>= 33% AND <50%		>=50% AND <60%		>=60% AND < 75%		>=75% AND < 90%		>=90% AND <95%		= 95% AND ABOVE 95%					
				NO.	%AGE	NO.	%AGE	NO.	%AGE	NO.	%AGE	NO.	%AGE	NO.	%AGE	NO.	%AGE	NO.	NO.		
16	LUCKNOW	VARANASI	AMBESH KUMAR	88	5.10	4	0.23	104	6.02	652	37.75	727	42.10	139	8.05	13	0.75	1727	1639	94.90	74.46
17	PATNA	BURDWAN	N DHIREN SINGH	11	1.96	2	0.36	25	4.46	191	34.05	281	50.09	49	8.73	2	0.36	561	550	98.04	76.50
18	PATNA	KATIHAR	R L MALI	42	5.20	3	0.37	123	15.24	374	46.34	239	29.62	26	3.22	0	0.00	807	765	94.80	70.14
19	PATNA	PATNA	M DRAVIDMANI	36	4.71	1	0.13	78	10.20	322	42.09	296	38.69	31	4.05	1	0.13	765	729	95.29	72.09
20	PATNA	RANCHI	B RAJENDRA RAO	58	4.96	7	0.60	116	9.92	570	48.76	384	32.85	31	2.65	3	0.26	1169	1111	95.04	70.26
21	PUNE	AHMEDABAD	R K GUPTA	26	3.28	1	0.13	52	6.57	346	43.69	332	41.92	35	4.42	0	0.00	792	766	96.72	73.58
22	PUNE	AMRAVATI	PVRN RAJU	8	0.87	0	0.00	19	2.06	309	33.55	505	54.83	78	8.47	2	0.22	921	913	99.13	77.51
23	PUNE	PUNE	P S SARDAR	20	2.80	3	0.42	41	5.73	240	33.57	346	48.39	57	7.97	8	1.12	715	695	97.20	75.9
24	PUNE	PUNE - II	SATISH KUMAR	0	0.00	0	0.00	7	1.94	123	34.17	192	53.33	38	10.56	0	0.00	360	360	100.00	78.43
25	SHILLONG	DIBRUGARH	MA MUNEEB	30	4.26	8	1.13	117	16.60	356	50.50	179	25.39	14	1.99	1	0.14	705	675	95.74	68.20
26	SHILLONG	GUWAHATI	ZUBER AHMED	73	8.35	4	0.46	118	13.50	441	50.46	213	24.37	24	2.75	1	0.11	874	801	91.65	68.26
27	SHILLONG	SHILLONG	S DEKA	57	5.59	17	1.67	152	14.92	521	51.13	249	24.44	22	2.16	1	0.10	1019	962	94.41	68.13
28	SHILLONG	SILCHAR	MA MUNEEB	29	6.04	25	5.21	154	32.08	223	46.46	49	10.21	0	0.00	0	0.00	480	451	93.96	62.46
29	SHILLONG	SILCHAR-II	ZUBER AHMED	23	5.36	4	0.93	42	9.79	193	44.99	156	36.36	10	2.33	1	0.23	429	406	94.64	70.96
NVS				**871**	**2.92**	**137**	**0.46**	**2185**	**7.33**	**12621**	**42.34**	**11726**	**39.33**	**2086**	**7.00**	**186**	**0.62**	**29812**	**28941**	**97.08**	**74.20**

9 REGION WISE STATEMENT OF TARGETED BENCHMARK OF FIRST CLASS AND SHORT FALL THEREOF

(A) CLASS – X

S. NO.	REGION	FIRST CLASS %AGE						SHORT FALL(-)/GAIN FROM BENCH MARK					
YEAR OF EXAM.->		2015	2016	2017	2018	2019	2020	2015	2016	2017	2018	2019	2020
BENCH MARK- >		80%	80%	80%	80%	80%	80%						
1	BHOPAL	84.03	88.41	89.19	86.86	93.19	**90.69**	4.03	8.41	9.19	6.86	13.19	**10.69**
2	CHANDIGARH	81.05	83.11	88.16	84.29	87.19	**84.35**	1.05	3.11	8.16	4.29	07.19	**4.35**
3	HYDERABAD	90.95	94.68	94.53	90.97	92.93	**92.34**	10.95	14.68	14.53	10.97	12.93	**12.34**
4	JAIPUR	82.99	89.27	89.12	85.64	90.90	**87.41**	2.99	9.27	9.12	5.64	10.90	**7.41**
5	LUCKNOW	87.70	89.52	92.55	90.03	94.42	**91.30**	7.70	9.52	12.55	10.03	14.42	**11.30**
6	PATNA	94.06	92.61	94.11	87.90	90.16	**85.80**	14.06	12.61	14.11	7.90	10.16	**5.80**
7	PUNE	84.48	90.93	92.21	85.09	90.39	**87.99**	4.48	10.93	12.21	5.09	10.39	**7.99**
8	SHILLONG	66.13	70.66	71.60	68.48	73.34	**76.97**	-13.87	-9.34	-8.40	-11.52	-6.66	**-3.03**
	NVS	84.58	87.96	89.48	85.42	89.56	**87.52**	4.58	7.96	9.48	5.42	9.56	**7.52**

(B) CLASS - XII

S.NO.	REGION	FIRST CLASS %AGE						SHORT FALL(-)/GAIN FROM BENCH MARK					
YEAR OF EXAM.->		2015	2016	2017	2018	2019	2020	2015	2016	2017	2018	2019	2020
BENCH MARK- >		80%	80%	80%	80%	80%	80%						
1	BHOPAL	93.53	89.18	86.71	91.01	**90.75**	**97.47**	13.53	9.18	6.71	11.01	**10.75**	**17.47**
2	CHANDIGARH	91.73	88.77	85.30	90.15	**91.36**	**97.00**	11.73	8.77	5.30	10.15	**11.36**	**17.00**
3	HYDERABAD	97.46	95.47	93.34	96.17	**95.69**	**98.79**	17.46	15.47	13.34	16.17	**15.69**	**18.79**
4	JAIPUR	95.72	90.97	89.67	92.16	**94.88**	**97.82**	15.72	10.97	9.67	12.16	**14.88**	**17.82**
5	LUCKNOW	91.71	90.66	87.60	90.21	**92.64**	**95.69**	11.71	10.66	7.60	10.21	**12.64**	**15.69**
6	PATNA	87.31	81.93	79.97	84.80	**87.18**	**96.13**	7.31	1.93	-0.03	4.80	**7.18**	**16.13**
7	PUNE	94.94	92.50	91.51	93.65	**93.98**	**97.48**	14.94	12.50	11.51	13.65	**13.98**	**17.48**
8	SHILLONG	80.09	76.93	69.13	75.68	**71.63**	**94.31**	0.09	-3.07	-10.87	-4.32	**-8.37**	**14.31**
	NVS	**91.75**	**88.46**	**85.59**	89.29	**89.82**	**96.82**	**11.75**	**8.46**	**5.59**	9.29	**9.82**	**16.82**

10 NAVODAYA VIDYALAYA SAMITI
CBSE BOARD EXAM RESULTS - 2020
SCHOOL AVERAGE (CLASS - X & CLASS- XII TOGETHER)

TOP RESULTS

(JNVs WITH 100% RESULTS IN BOTH CLASSES (X & XII), ON TOP FOLLOWED BY JNVs WITH 100% PASS IN EITHER OF CLASS X or CLASS XII FOLLOWED BY REST) PERFORMANCE IN TERMS OF CLASS AVERAGE MARKS

* CLASS AVERAGE OF CLASS-X BASED ON BEST FIVE SUBJECTS INCLUDING ENGLISH, MATHS, SCIENCE, S.ST AND ONE OF THE BEST IN WHICH APPEARED.

															CLASS - XII																						CLASS - X										
SCH CODE	STATE NAME	RO NAME	JNV	NUMBER OF STUDENTS APPEARED CLASS X	CLASS AVERAGE* (CLASS-X)	NUMBER OF STUDENTS APPEARED CLASS XII	CLASS AVERAGE (CLASS-XII)	SCHOOL AVERAGE	PASS % OF JNV (CLASS-X)	PASS % OF JNV (CLASS-XII)	FAILED+COM P+UFM X	FAILED+COM P+UFM XII	CLUSTER NAME	CLUSTER I/C	MATHS NO. FAIL	MATHS SUBJ AVG	PHYSICS NO. FAIL	PHYSICS SUBJ AVG	CHEMISTRY NO. FAIL	CHEMISTRY SUBJ AVG	BIOLOGY NO. FAIL	BIOLOGY SUBJ AVG	ECONOMICS NO. FAIL	ECONOMICS SUBJ AVG	ACCOUNTANCY NO. FAIL	ACCOUNTANCY SUBJ AVG	B.STD. NO. FAIL	B.STD SUBJ AVG	HISTORY NO. FAIL	HISTORY SUBJ AVG	GEOGRAPHY NO. FAIL	GEOGRAPHY SUBJ. AVG.	ENGLISH CORE NO. FAIL	ENGLISH CORE SUBJ. AVG.	MATHS - BA.SIC NO. FAIL	MATHS - BA.SIC SUBJ AVG	MATHS - STD NO. FAIL	MATHS - STD SUBJ AVG	SCIENCE NO. FAIL	SCIENCE SUBJ AVG	ENGLISH NO. FAIL	ENGLISH SUBJ AVG	S.S.C. NO. FAIL	S.S.C. SUBJ AVG
1	2	3	4	5	6	7	8	9= (5*6+7*8)/(5+7)	10	11	12	13	14	15	16	17	18	19	20	21	22	23	24	25	26	27	28	29	30	31	32	33	34	35	36	37	38	39	40	41	42	43	44	45
79008	KERALA	HYDERABAD	ERNAKULAM	84	88.95	65	89.53	89.20	100.00	100.00	0	0	KERALA	M DRAVIDAMANI	0	90.24	0	86.38	0	82.15	0	85	0	88.4	0	90.44	0	93.36	0	0	0	0	0	94.86	0	72.21	0	86.15	0	85.74	0	92.42	0	94.8
49060	KARNATAKA	HYDERABAD	BANGLORE URBAN	78	80.23	294	91.41	89.07	100.00	100.00	0	0	DHARWAD	RAGHAVAN KAVALAN	0	91.27	0	92.97	0	91.07	0	93.7	0	0	0	0	0	0	0	0	0	0	0	88.68	0	53.1	0	76.44	0	76.87	0	78.63	0	88.38
34057	MAHARASHTRA	PUNE	GONDIA	76	86.76	44	87.82	87.15	100.00	100.00	0	0	AMRAVATI	MR. ASHOK SALI	0	84.9	0	82.64	0	88.18	0	89.3	0	0	0	0	0	0	0	0	0	0	0	91.3	0	81.61	0	95.15	0	77.34	0	78.24	0	92.66
59533	TELANGANA	HYDERABAD	MAHABOOB NAGAR	80	85.77	36	87.70	86.37	100.00	100.00	0	0	TELANGANA	B. RAJENDRA RAO	0	80.78	0	86.06	0	93.19	0	88.67	0	0	0	0	0	0	0	0	0	0	0	85.33	0	63.33	0	86.92	0	82.05	0	84.94	0	86.91
79019	KERALA	HYDERABAD	TRIVENDRAM	79	84.43	36	89.26	85.94	100.00	100.00	0	0	KERALA	M DRAVIDAMANI	0	87.66	0	88.61	0	84.56	0	90.82	0	0	0	0	0	0	0	0	0	0	0	93.86	0	60.38	0	81.64	0	75.19	0	88.38	0	89.94
79017	KERALA	HYDERABAD	ALLEPPY	78	83.78	39	90.12	85.89	100.00	100.00	0	0	KERALA	M DRAVIDAMANI	0	84.65	0	89.08	0	90.56	0	93.63	0	0	0	0	0	0	0	0	0	0	0	93.46	0	65.67	0	71.91	0	72.37	0	89.22	0	89.95
19086	ODISHA	BHOPAL	PURI	78	85.62	42	85.65	85.63	100.00	100.00	0	0	CUTTACK	SMT. NEELAM PANI	0	82.98	0	82.69	0	83.9	0	91.11	0	0	0	0	0	0	0	0	0	0	0	87.64	0	57.5	0	86.18	0	77.47	0	81	0	90.88
19074	ODISHA	BHOPAL	BALASORE	83	86.71	65	84.18	85.60	100.00	100.00	0	0	CUTTACK	SMT. NEELAM PANI	0	80.05	0	78.46	0	80.44	0	87.85	0	86.63	0	80.25	0	87.58	0	0	0	0	0	88.29	0	72.67	0	82.61	0	75.73	0	86.61	0	92.36
34082	MAHARASHTRA	PUNE	KOLHAPUR	74	86.40	31	83.49	85.54	100.00	100.00	0	0	PUNE	MR. K.V.SURESH	0	79.8	0	86	0	85.29	0	78.63	0	0	0	0	0	0	0	0	0	0	0	86.26	0	80.55	0	86.27	0	77.89	0	84.41	0	85.97
79016	KERALA	HYDERABAD	CANNANORE	79	82.85	46	89.86	85.43	100.00	100.00	0	0	KERALA	M DRAVIDAMANI	0	82.24	0	90.89	0	91.5	0	89.65	0	0	0	0	0	0	0	0	0	0	0	95	0	55.14	0	80.17	0	76.61	0	85.24	0	76.72
34070	MAHARASHTRA	PUNE	AHMEDNAGAR	79	85.93	34	83.91	85.32	100.00	100.00	0	0	AHMEDNAG	MR. K.V.SURESH	0	83.38	0	79.41	0	85.74	0	85.9	0	0	0	0	0	0	0	0	0	0	0	84.76	0	73.25	0	84.24	0	82.14	0	85.86	0	81.92
19058	ODISHA	BHOPAL	KHURDA	42	87.52	43	82.93	85.20	100.00	100.00	0	0	CUTTACK	SMT. NEELAM PANI	0	75.87	0	76.88	0	84.28	0	87.72	0	0	0	0	0	0	0	0	0	0	0	88.86	0	78.71	0	93.97	0	76.29	0	84.17	0	89.64
79007	KERALA	HYDERABAD	IDUKKI	81	83.61	39	88.34	85.15	100.00	100.00	0	0	KERALA	M DRAVIDAMANI	0	86.67	0	87.9	0	80.44	0	89.25	0	0	0	0	0	0	0	0	0	0	0	96.85	0	52.5	0	77.29	0	70.86	0	92.41	0	85.54
79009	KERALA	HYDERABAD	PATANAMTHITTA	78	82.87	78	87.26	85.07	100.00	100.00	0	0	KERALA	M DRAVIDAMANI	0	82.07	0	84	0	76.89	0	81.09	0	82.8	0	94.73	0	92.58	0	0	0	0	0	91.95	0	69.3	0	74.24	0	68.83	0	84.51	0	90.72
34086	MAHARASHTRA	PUNE	SOLAPUR	79	85.87	45	83.56	85.03	100.00	100.00	0	0	AMRAVATI	MR. ASHOK SALI	0	80.22	0	78.67	0	86.27	0	89.55	0	0	0	0	0	0	0	0	0	0	0	82.89	0	0	0	85.1	0	78.29	0	80.68	0	89.01
49037	KARNATAKA	HYDERABAD	HASSAN	84	82.58	43	89.34	84.87	100.00	100.00	0	0	DHARWAD	RAGHAVAN KAVALAN	0	88.56	0	92.07	0	84.91	0	91.35	0	0	0	0	0	0	0	0	0	0	0	88.79	0	47	0	77.23	0	76.19	0	84.29	0	93.49
19081	ODISHA	BHOPAL	SONEPUR	39	87.73	32	81.08	84.73	100.00	100.00	0	0	CUTTACK	SMT. NEELAM PANI	0	65.8	0	77.28	0	78.56	0	87.16	0	0	0	0	0	0	0	0	0	0	0	87.84	0	72.83	0	89.58	0	79.72	0	87.1	0	89.56
44802	HP	CHANDIGARH	MANDI	77	83.71	77	85.71	84.71	100.00	100.00	0	0	HP	CAPT(RETD) TEENA DHIR	0	86.41	0	84.35	0	85.2	0	92.63	0	83.81	0	72.26	0	86.67	0	0	0	0	0	88.88	0	75.22	0	89.11	0	78.43	0	81.56	0	86.42
79010	KERALA	HYDERABAD	CALICUT	81	84.06	62	85.54	84.70	100.00	100.00	0	0	KERALA	M DRAVIDAMANI	0	78.97	0	82.53	0	75.98	0	87.43	0	89.59	0	0	0	0	0	88.05	0	90.59	0	90.92	0	63.79	0	78.89	0	77.51	0	83.65	0	89.78
19069	ODISHA	BHOPAL	JAGATSINGHPUR	40	86.96	42	82.22	84.53	100.00	100.00	0	0	CUTTACK	SMT. NEELAM PANI	0	81.25	0	82.79	0	80.05	0	86.74	0	0	0	0	0	0	0	0	0	0	0	80.45	0	73.85	0	92.59	0	75.03	0	85.9	0	94.23
19066	ODISHA	BHOPAL	NAYAGARH	39	87.55	37	81.25	84.48	100.00	100.00	0	0	CUTTACK	SMT. NEELAM PANI	0	76.3	0	80.57	0	77.54	0	86.95	0	0	0	0	0	0	0	0	0	0	0	84.92	0	84	0	88.76	0	77.38	0	83.33	0	93.62
19178	W.BENGAL	PATNA	MURSHIDABAD	78	84.20	55	84.78	84.44	100.00	100.00	0	0	BURDWAN	SH. S. RADHAKRISHNAN	0	80.96	0	79.81	0	80.14	0	87.18	0	0	0	0	0	0	0	85.26	0	0	0	82.71	0	67.47	0	84.44	0	76.96	0	82.88	0	86.37
59531	TELANGANA	HYDERABAD	WARANGAL	80	86.23	27	79.03	84.41	100.00	100.00	0	0	TELANGANA	B. RAJENDRA RAO	0	75	0	76.15	0	72.93	0	77.08	0	0	0	0	0	0	0	0	0	0	0	88.48	0	0	0	88.35	0	79.93	0	88.65	0	89.3
84082	UTTARAKHAND	LUCKNOW	DEHRADUN	41	82.00	48	86.06	84.19	100.00	100.00	0	0	HARIDWAR	SH. P. R. PRASAD	0	85.63	0	81.73	0	82.73	0	84.08	0	0	0	0	0	0	0	0	0	0	0	92.46	0	63	0	71.03	0	77.46	0	82.71	0	85.9
34062	MAHARASHTRA	PUNE	WARDHA	79	83.07	47	85.96	84.15	100.00	100.00	0	0	AMRAVATI	MR. ASHOK SALI	0	79.41	0	90.17	0	83.43	0	89.69	0	0	0	0	0	0	0	0	0	0	0	86.43	0	55.25	0	85.57	0	75.48	0	78.3	0	85.52
79015	KERALA	HYDERABAD	MALLAPURAM	76	82.88	38	86.57	84.11	100.00	100.00	0	0	KERALA	M DRAVIDAMANI	0	82.67	0	85.58	0	81.29	0	89.5	0	0	0	0	0	0	0	0	0	0	0	93.95	0	58.7	0	75.14	0	72.32	0	84.96	0	89.64
19059	ODISHA	BHOPAL	BARGARH	42	84.93	38	83.16	84.09	100.00	100.00	0	0	RAIPUR	SH. N. K. PATEL	0	91.63	0	74.37	0	86.24	0	82.61	0	0	0	0	0	0	0	0	0	0	0	84.37	0	63.33	0	78.9	0	78.36	0	84.86	0	89.9
49022	KARNATAKA	HYDERABAD	MANDYA	81	83.34	76	84.88	84.09	100.00	100.00	0	0	DHARWAD	RAGHAVAN KAVALAN	0	76.31	0	89.6	0	80.5	0	89.33	0	86.69	0	75.06	0	87.97	0	0	0	0	0	88.58	0	59.11	0	84.81	0	75.52	0	84.57	0	90.53
34058	MAHARASHTRA	PUNE	NASIK	75	83.91	41	84.27	84.04	100.00	100.00	0	0	PUNE	MR. K.V.SURESH	0	72.72	0	82.24	0	82.85	0	89.92	0	0	0	0	0	0	0	0	0	0	0	88.51	0	60.53	0	86.05	0	73.13	0	80.83	0	89.73
49044	KARNATAKA	HYDERABAD	BELGAUM	81	84.55	10	78.80	83.92	100.00	100.00	0	0	DHARWAD	RAGHAVAN KAVALAN	0	68.1	0	80.5	0	73.9	0	80	0	0	0	0	0	0	0	0	0	0	0	87.6	0	62.33	0	82.28	0	85.46	0	82.69	0	92.54
79012	KERALA	HYDERABAD	KOTTAYAM	78	81.16	69	86.73	83.77	100.00	100.00	0	0	KERALA	M DRAVIDAMANI	0	79.31	0	81.37	0	76.98	0	87.78	0	86.64	0	92.93	0	93.43	0	0	0	0	0	91.7	0	46.8	0	67.58	0	70.38	0	89.04	0	89.22
59327	A.P	HYDERABAD	VIZIANAGARAM	79	81.99	37	87.51	83.75	100.00	100.00	0	0	ANDHRA PRADESHRAD	B. RAJENDRA RAO	0	83.06	0	88.57	0	90.27	0	90.25	0	0	0	0	0	0	0	0	0	0	0	85	0	84	0	89.07	0	70.43	0	83.72	0	78.28
69015	BIHAR	PATNA	SAMASTIPUR	83	81.36	73	86.45	83.74	100.00	100.00	0	0	KATIHAR	DR. B.K.SINHA	0	66.1	0	81.77	0	84.17	0	94	0	92.05	0	0	0	0	0	80.47	0	91.16	0	79.4	0	66.58	0	80.53	0	76.87	0	80.18	0	88.36
59334	A.P	HYDERABAD	KRISHNA	81	83.44	36	84.28	83.70	100.00	100.00	0	0	ANDHRA PRADESHRAD	B. RAJENDRA RAO	0	88.13	0	84.08	0	78.72	0	87.25	0	0	0	0	0	0	0	0	0	0	0	83.47	0	72	0	87.39	0	69.86	0	85.46	0	86.16
79011	KERALA	HYDERABAD	KASARGOD	78	82.07	62	85.57	83.62	100.00	100.00	0	0	KERALA	M DRAVIDAMANI	0	82.14	0	85.2	0	80.87	0	85.81	0	78.56	0	86.41	0	87.69	0	0	0	0	0	90.03	0	62.35	0	83.07	0	68.81	0	86.15	0	86.88

SCH CODE	STATE NAME	RO NAME	JNV	NUMBER OF STUDENTS APPEARED CLASS X	CLASS AVERAGE* (CLASS-X)	NUMBER OF STUDENTS APPEARED CLASS XII	CLASS AVERAGE (CLASS-XII)	SCHOOL AVERAGE	PASS % OF JNV (CLASS-X)	PASS % OF JNV (CLASS-XII)	FAILED+COMP+UFM X	FAILED+COMP+UFM XII	CLUSTER NAME	CLUSTER I/C	MATHS NO. FAIL	MATHS SUBJ AVG	PHYSICS NO. FAIL	PHYSICS SUBJ AVG	CHEMISTRY NO. FAIL	CHEMISTRY SUBJ AVG	BIOLOGY NO. FAIL	BIOLOGY SUBJ AVG	ECONOMICS NO. FAIL	ECONOMICS SUBJ AVG	ACCOUNTANCY NO. FAIL	ACCOUNTANCY SUBJ AVG	B.STD. NO. FAIL	B.STD SUBJ AVG	HISTORY NO. FAIL	HISTORY SUBJ AVG	GEOGRAPHY NO. FAIL	GEOGRAPHY SUBJ. AVG.	ENGLISH CORE NO. FAIL	ENGLISH CORE SUBJ. AVG.	MATHS - BASIC NO. FAIL	MATHS - BASIC SUBJ AVG	MATHS - STD NO. FAIL	MATHS - STD SUBJ AVG	SCIENCE NO. FAIL	SCIENCE SUBJ AVG	ENGLISH NO. FAIL	ENGLISH SUBJ AVG	S.SC NO. FAIL	S.SC SUBJ AVG
34087	MAHARASHTRA	PUNE	WASHIM	80	84.39	43	82.07	83.58	100.00	100.00	0	0	AMRAVATI	MR. ASHOK SALI	0	75.1	0	84.42	0	78.53	0	78.15	0	0	0	0	0	0	0	0	0	0	0	87.65	0	73.66	0	91.05	0	73.74	0	79.31	0	89.69
79013	KERALA	HYDERABAD	TRICHUR	79	78.65	75	88.45	83.42	100.00	100.00	0	0	KERALA	M DRAVIDAMANI	0	81.18	0	84.59	0	80	0	89.57	0	92.16	0	89.66	0	93.26	0	0	0	0	0	91.47	0	44.8	0	68.64	0	68.28	0	85.68	0	83.92
44807	HP	CHANDIGARH	HAMIRPUR	78	79.22	63	88.28	83.27	100.00	100.00	0	0	HP	CAPT(RETD) TEENA DHIR	0	91.29	0	83.07	0	91.37	0	90.41	0	82.91	0	0	0	0	0	88.27	0	89.45	0	87.29	0	56	0	83.47	0	71.68	0	81.58	0	75.71
39189	ARUNACHAL PRADESH	SHILLONG	UPPER SUBANSIRI	39	84.38	27	81.61	83.25	100.00	100.00	0	0	GUWAHATI	SH. N. DHIREN SINGH	0	68.68	0	75.59	0	76.22	0	88.63	0	0	0	0	0	0	0	0	0	0	0	84.7	0	78.3	0	88	0	84.9	0	82.95	0	89.87
59347	A.P	HYDERABAD	E.GODAVARI-II	80	84.06	20	79.81	83.21	100.00	100.00	0	0	ANDHRA PRADESH	B. RAJENDRA RAO	0	79.67	0	73.35	0	76.05	0	81.36	0	0	0	0	0	0	0	0	0	0	0	86.2	0	76.07	0	84.59	0	83.18	0	83.98	0	82.94
34045	MAHARASHTRA	PUNE	LATUR	78	83.67	37	82.04	83.15	100.00	100.00	0	0	AMRAVATI	MR. ASHOK SALI	0	78.9	0	78.38	0	82.27	0	77.75	0	0	0	0	0	0	0	0	0	0	0	87.38	0	79.76	0	83.74	0	76.41	0	77.95	0	86.46
79018	KERALA	HYDERABAD	KOLLAM	79	83.09	39	82.76	82.98	100.00	100.00	0	0	KERALA	M DRAVIDAMANI	0	80.12	0	86.23	0	81.59	0	74.31	0	0	0	0	0	0	0	0	0	0	0	92.15	0	62.4	0	83.9	0	70.19	0	84.13	0	87.82
74048	UTTAR PRADESH	LUCKNOW	VARANASI	41	84.73	57	81.60	82.91	100.00	100.00	0	0	LUCKNOW	MRS. SARITA	0	73.58	0	80.82	0	80.29	0	85.06	0	0	0	0	0	0	0	0	0	87	0	82.65	0	66.75	0	86.41	0	76.93	0	81.83	0	89.02
14076	RAJASTHAN	JAIPUR	RAJSAMAND	75	80.5	72	85.41	82.90	100.00	100.00	0	0	JODHPUR	SH. SURESH KUMAR	0	83.17	0	80.58	0	90.6	0	85.82	0	85.41	0	0	0	0	0	94.66	0	91.94	0	76.22	0	55.6	0	80.78	0	70.09	0	70.04	0	93.81
14055	RAJASTHAN	JAIPUR	ALWAR	72	80.65	66	85.36	82.90	100.00	100.00	0	0	SAWAI MADHOPUR	SH. SURESH KUMAR	0	81.28	0	80.94	0	90.32	0	85.69	0	90.06	0	0	0	0	0	85.26	0	89.54	0	79.27	0	68.17	0	81.73	0	75.24	0	76.49	0	88.92
44810	HP	CHANDIGARH	SOLAN	77	81.68	50	84.66	82.85	100.00	100.00	0	0	HP	CAPT(RETD) TEENA DHIR	0	83.1	0	78.82	0	82.64	0	95	0	0	0	0	0	0	0	0	0	0	0	83.28	0	0	0	77.84	0	73.06	0	78.57	0	87.18
74046	UTTAR PRADESH	LUCKNOW	SONEBHADRA	80	81.28	32	86.73	82.84	100.00	100.00	0	0	HARIDWAR	SH. P. R. PRASAD	0	85.04	0	85.19	0	88.09	0	83	0	0	0	0	0	0	0	0	0	0	0	88.03	0	0	0	75.04	0	74.18	0	78.5	0	92.49
49051	KARNATAKA	HYDERABAD	BIJAPUR	83	82.39	28	84.11	82.82	100.00	100.00	0	0	DHARWAD	RAGHAVAN KAVALAN	0	74.21	0	80.54	0	81.46	0	89.21	0	0	0	0	0	0	0	0	0	0	0	91.82	0	68.67	0	81.65	0	70.11	0	82.36	0	87.78
84032	UTTARAKHAND	LUCKNOW	TEHRI GARHWAL	40	79.61	47	85.55	82.82	100.00	100.00	0	0	HARIDWAR	SH. P. R. PRASAD	0	77.26	0	88.77	0	80.57	0	92.62	0	0	0	0	0	0	0	0	0	0	0	88.91	0	49.33	0	73.32	0	74.6	0	81.58	0	82.5
39236	ASSAM	SHILLONG	NALBARI	71	81.71	43	84.65	82.82	100.00	100.00	0	0	GUWAHATI	SH. S. K. SHARMA	0	80.33	0	73.67	0	89.51	0	85.54	0	0	0	0	0	0	0	94.25	0	0	0	88.16	0	79.6	0	82.44	0	77.94	0	80.93	0	81.08
84065	UTTAR PRADESH	LUCKNOW	MORADABAD	78	84.39	42	79.77	82.77	100.00	100.00	0	0	AGRA	SH. N.P.RAJAN	0	75.55	0	76.67	0	72.76	0	80.91	0	0	0	0	0	0	0	0	0	0	0	91.36	0	69.82	0	77.46	0	74.73	0	86.4	0	90.76
59525	TELANGANA	HYDERABAD	ADILABAD	85	82.42	39	83.53	82.77	100.00	100.00	0	0	TELANGANA	B. RAJENDRA RAO	0	76.7	0	85.46	0	80.36	0	80.78	0	0	0	0	0	0	0	0	0	0	0	88.03	0	76.72	0	89.54	0	76.87	0	83.91	0	90.33
74031	UTTAR PRADESH	LUCKNOW	KUSHINAGAR	75	82.64	32	82.04	82.46	100.00	100.00	0	0	LUCKNOW	MRS. SARITA	0	71.35	0	83.22	0	79.78	0	90.89	0	0	0	0	0	0	0	0	0	0	0	86.5	0	72.97	0	88.62	0	75.95	0	78.92	0	90.53
49034	KARNATAKA	HYDERABAD	CHIKMAGLORE	83	79.33	39	89.09	82.45	100.00	100.00	0	0	DHARWAD	RAGHAVAN KAVALAN	0	84.41	0	89.36	0	85.97	0	92.21	0	0	0	0	0	0	0	0	0	0	0	93.51	0	58.33	0	76.04	0	71.08	0	84.96	0	81.1
54043	MADHYA PRADESH	BHOPAL	SAGAR	81	81.95	69	82.99	82.43	100.00	100.00	0	0	JABALPUR	SMT. M. TRIPATHI	0	86.25	0	87.53	0	87.86	0	93.45	0	68.23	0	75.19	0	77.5	0	0	0	0	0	82.67	0	70.69	0	83.17	0	70.73	0	78.7	0	90.95
54057	MADHYA PRADESH	BHOPAL	MANDSAUR	41	80.26	40	84.32	82.26	100.00	100.00	0	0	BHOPAL	SH. M. MARIAPPAN	0	80.71	0	86	0	84.93	0	95	0	0	0	0	0	0	0	0	0	0	0	82.45	0	57	0	73.03	0	72.37	0	76.24	0	91.73
24501	PB	CHANDIGARH	SANGRUR	71	80.56	69	83.98	82.25	100.00	100.00	0	0	PUNJAB I	SH. C.G. HOODA	0	77.5	0	83.63	0	80.94	0	91.29	0	87.79	0	78.56	0	87.59	0	0	0	0	0	83.75	0	52	0	70.2	0	66.23	0	76.01	0	89.65
34080	MAHARASHTRA	PUNE	SINDHUDURG	80	81.86	37	83.04	82.23	100.00	100.00	0	0	SANGLI	MR. K.V.SURESH	0	81.83	0	77.41	0	86.49	0	91	0	0	0	0	0	0	0	0	0	0	0	82.41	0	72.09	0	90.81	0	69.8	0	76.85	0	78.29
19013	CHHATTISGARH	BHOPAL	JASHPUR	38	83.77	33	80.25	82.13	100.00	100.00	0	0	RAIPUR	SH. N. K. PATEL	0	70.31	0	75.3	0	80.24	0	89.45	0	0	0	0	0	0	0	0	0	0	0	82.06	0	76.27	0	80.22	0	79.26	0	81.82	0	91.34
44808	HP	CHANDIGARH	KANGRA	77	80.68	66	83.69	82.07	100.00	100.00	0	0	HP	CAPT(RETD) TEENA DHIR	0	87.46	0	86.5	0	86.89	0	95.14	0	74.39	0	64.46	0	79.82	0	0	0	0	0	87.39	0	50.1	0	79.13	0	78.84	0	82.96	0	81.06
19063	ODISHA	BHOPAL	BHADRAK	41	85.88	36	77.56	81.99	100.00	100.00	0	0	CUTTACK	SMT. NEELAM PANI	0	72.24	0	75.69	0	78.14	0	78.72	0	0	0	0	0	0	0	0	0	0	0	82.67	0	50.6	0	82.89	0	79.05	0	87.1	0	90.83
19181	W.BENGAL	PATNA	PURULIA	80	79.07	41	87.66	81.98	100.00	100.00	0	0	BURDWAN-	SH. S. RADHAKRISHNAN	0	85.82	0	88.12	0	83.9	0	91.05	0	0	0	0	0	0	0	0	0	0	0	89.83	0	77.17	0	91.24	0	66.7	0	76.83	0	75.36
69052	BIHAR	PATNA	E. CHAMPARAN	38	81.82	34	82.15	81.98	100.00	100.00	0	0	PATNA A	DR. B.K.SINHA	0	62.25	0	73.09	0	84.94	0	94.67	0	0	0	0	0	0	0	0	0	0	0	79.03	0	57.22	0	82.14	0	73.89	0	79.55	0	91.61
19004	CHHATTISGARH	BHOPAL	JANJGIR CHAMPA	42	82.56	69	81.61	81.97	100.00	100.00	0	0	RAIPUR	SH. N. K. PATEL	0	72.91	0	74.97	0	78.37	0	87.44	0	82.87	0	0	0	0	0	86.97	0	87.1	0	78.83	0	76.57	0	78.82	0	79.86	0	82.24	0	85.12
34078	MAHARASHTRA	PUNE	AURANGABAD	77	85.1	55	77.47	81.92	100.00	100.00	0	0	PUNE	MR. K.V.SURESH	0	62.36	0	75.78	0	79.67	0	76.74	0	0	0	0	0	0	0	0	0	0	0	84.78	0	0	0	83.44	0	69.23	0	85.55	0	90.08
44812	HP	CHANDIGARH	KULLU	77	80.65	71	82.97	81.76	100.00	100.00	0	0	HP	CAPT(RETD) TEENA DHIR	0	82.46	0	81.03	0	87	0	85.24	0	76.18	0	0	0	0	0	79.3	0	82.79	0	85.32	0	66.35	0	81.46	0	72.34	0	85.14	0	80.21
74037	UTTAR PRADESH	LUCKNOW	MAU	77	82.29	74	81.14	81.73	100.00	100.00	0	0	AGRA	SH. N.P.RAJAN	0	76.96	0	79.79	0	80.79	0	88.5	0	79	0	0	0	0	0	84.78	0	85.45	0	77.72	0	0	0	77.62	0	75.44	0	80.27	0	88.05
14033	GUJARAT	PUNE	JAMNAGAR	74	81.04	41	82.89	81.70	100.00	100.00	0	0	GANDHI NAGAR	SMT. R ANURADHA	0	84.15	0	78.2	0	87.88	0	88.05	0	0	0	0	0	0	0	0	0	0	0	77.68	0	67.85	0	83.43	0	72.77	0	70.38	0	90.88
34079	MAHARASHTRA	PUNE	RATNAGIRI	73	79.82	36	85.13	81.57	100.00	100.00	0	0	SANGLI	MR. K.V.SURESH	0	78.24	0	83.69	0	87.94	0	78.56	0	0	0	0	0	0	0	0	0	0	0	91.19	0	59	0	83.69	0	63.41	0	75.58	0	87.25
69026	BIHAR	PATNA	NALANDA	82	80.73	31	83.80	81.57	100.00	100.00	0	0	PATNA A	DR. B.K.SINHA	0	74.41	0	85.48	0	87.32	0	88.71	0	0	0	0	0	0	0	0	0	0	0	83.77	0	71.83	0	84.68	0	78.02	0	77.01	0	85.24
59330	A.P	HYDERABAD	SRIKAKULAM	80	81.85	37	80.84	81.53	100.00	100.00	0	0	ANDHRA PRADESH	B. RAJENDRA RAO	0	75.29	0	77.62	0	82.41	0	78.22	0	0	0	0	0	0	0	0	0	0	0	84.19	0	79.15	0	90.33	0	68.59	0	82.06	0	81.38
19185	W.BENGAL	PATNA	DAKSHIN DINAJPUR	37	82.85	32	79.98	81.52	100.00	100.00	0	0	BURDWAN-	SH. S. RADHAKRISHNAN	0	83.38	0	75.22	0	79.28	0	80.47	0	0	0	0	0	0	0	0	0	0	0	82.63	0	75	0	77.33	0	75.54	0	83.19	0	88.27
59524	TELANGANA	HYDERABAD	NALGONDA	78	82.65	36	79.06	81.52	100.00	100.00	0	0	TELANGANA	B. RAJENDRA RAO	0	73.64	0	70.28	0	78.39	0	85.55	0	0	0	0	0	0	0	0	0	0	0	89.14	0	75.85	0	85.06	0	71.58	0	85.6	0	87.71
54025	MADHYA PRADESH	BHOPAL	DHAR	80	82.17	80	80.82	81.50	100.00	100.00	0	0	BHOPAL	SH. M. MARIAPPAN	0	85.11	0	74.59	0	78.05	0	78.86	0	81.46	0	0	0	0	0	77.92	0	84.54	0	82.55	0	74.19	0	82.19	0	70.25	0	74.28	0	94
44809	HP	CHANDIGARH	BILASPUR	76	78.15	78	84.35	81.29	100.00	100.00	0	0	HP	CAPT(RETD) TEENA DHIR	0	83.77	0	82.93	0	86.02	0	88.09	0	83.22	0	0	0	0	0	80.11	0	86.03	0	83.96	0	68.85	0	84.57	0	71.78	0	78.62	0	75.79
19171	W.BENGAL	PATNA	UTTAR 24 PARGANA	39	83.57	71	80.03	81.29	100.00	100.00	0	0	BURDWAN-	SH. S. RADHAKRISHNAN	0	79.12	0	81.44	0	77.41	0	90	0	70.31	0	0	0	0	0	70.91	0	81.75	0	83.54	0	69.28	0	83.33	0	77.77	0	86.79	0	83
19010	CHHATTISGARH	BHOPAL	KOREA	39	80.99	38	81.54	81.26	100.00	100.00	0	0	RAIPUR	SH. N. K. PATEL	0	78.62	0	74.68	0	75.55	0	89.88	0	0	0	0	0	0	0	0	0	0	0	87.68	0	79.46	0	78.81	0	69.72	0	83.62	0	87.56
59318	A.P	HYDERABAD	VISHAKAPATNAM	78	80.66	33	82.45	81.19	100.00	100.00	0	0	ANDHRA PRADESH	B. RAJENDRA RAO	0	78.19	0	80.45	0	81.76	0	84.75	0	0	0	0	0	0	0	0	0	0	0	86.09	0	68.75	0	74.03	0	73.27	0	83.14	0	84.24
59324	A.P	HYDERABAD	KURNOOL	78	79.63	39	84.25	81.17	100.00	100.00	0	0	ANDHRA PRADESH	B. RAJENDRA RAO	0	69.7	0	81.74	0	81.67	0	93.07	0	0	0	0	0	0	0	0	0	0	0	90.41	0	59.43	0	81.24	0	64.82	0	86.83	0	87.37
19182	W.BENGAL	PATNA	W. MEDINAPUR	38	82.58	41	79.71	81.09	100.00	100.00	0	0	BURDWAN-	SH. S. RADHAKRISHNAN	0	75.83	0	76.34	0	79.29	0	87.22	0	0	0	0	0	0	0	0	0	0	0	82.05	0	68.14	0	85.25	0	71	0	82.79	0	90.05
14073	RAJASTHAN	JAIPUR	DHOLPUR	75	78.93	67	83.50	81.09	100.00	100.00	0	0	SAWAI MADHOPUR	SH. SURESH KUMAR	0	72.64	0	75.21	0	81.09	0	81.45	0	88.18	0	0	0	0	0	89.71	0	91.06	0	81.18	0	62.81	0	83.61	0	70.44	0	76.89	0	86.85
34063	MAHARASHTRA	PUNE	JALGAON	77	81.88	28	78.88	81.08	100.00	100.00	0	0	PUNE	MR. K.V.SURESH	0	72.3	0	76.82	0	83.18	0	74.59	0	0	0	0	0	0	0	0	0	0	0	83.29	0	64.07	0	84.35	0	72.9	0	73.44	0	86.57

SCH CODE	STATE NAME	RO NAME	JNV	NUMBER OF STUDENTS APPEARED CLASS X	CLASS AVERAGE* (CLASS-X)	NUMBER OF STUDENTS APPEARED CLASS XII	CLASS AVERAGE (CLASS-XII)	SCHOOL AVERAGE	PASS % OF JNV (CLASS-X)	PASS % OF JNV (CLASS-XII)	FAILED+COM P+UFM X	FAILED+COM P+UFM XII	CLUSTER NAME	CLUSTER I/C	MATHS NO. FAIL	MATHS SUBJ AVG	PHYSICS NO. FAIL	PHYSICS SUBJ AVG	CHEMISTRY NO. FAIL	CHEMISTRY SUBJ AVG	BIOLOGY NO. FAIL	BIOLOGY SUBJ AVG	ECONOMICS NO. FAIL	ECONOMICS SUBJ AVG	ACCOUNTANCY NO. FAIL	ACCOUNTANCY SUBJ AVG	B.STD. NO. FAIL	B.STD SUBJ AVG	HISTORY NO. FAIL	HISTORY SUBJ AVG	GEOGRAPHY NO. FAIL	GEOGRAPHY SUBJ. AVG.	ENGLISH CORE NO. FAIL	ENGLISH CORE SUBJ. AVG.	MATHS - BASIC NO. FAIL	MATHS - BASIC SUBJ AVG	MATHS - STD NO. FAIL	MATHS - STD SUBJ AVG	SCIENCE NO. FAIL	SCIENCE SUBJ AVG	ENGLISH NO. FAIL	ENGLISH SUBJ AVG	S.SC NO. FAIL	S.SC SUBJ AVG
59319	A.P	HYDERABAD	WEST GODAVARY	77	79.3	41	84.40	81.07	100.00	100.00	0	0	ANDHRA PRADESH	B. RAJENDRA RAO	0	82.14	0	83.85	0	81.2	0	88.69	0	0	0	0	0	0	0	0	0	0	0	0	85.76	0	61.71	0	79.69	0	67.03	0	82.36	0	85.52
14083	RAJASTHAN	JAIPUR	UDAIPUR	78	78.46	60	84.37	81.03	100.00	100.00	0	0	JODHPUR	SH. SURESH KUMAR	0	80.76	0	82.3	0	83.49	0	92.5	0	83.53	0	76.06	0	84.94	0	0	0	0	0	0	85.92	0	62.78	0	83.78	0	71.24	0	73.47	0	86.47
54063	MADHYA PRADESH	BHOPAL	UMARIA	42	78.5	42	83.43	80.97	100.00	100.00	0	0	JABALPUR	SMT. M. TRIPATHI	0	79.22	0	78.1	0	86.48	0	84.37	0	0	0	0	0	0	0	0	0	0	0	0	86.4	0	50.77	0	77.76	0	70.36	0	75.14	0	88
34067	MAHARASHTRA	PUNE	BEED	77	81.15	23	80.33	80.96	100.00	100.00	0	0	AMRAVATI	MR. ASHOK SALI	0	62.67	0	75.7	0	73.65	0	87.18	0	0	0	0	0	0	0	0	0	0	0	0	86.7	0	65.77	0	83.53	0	68.31	0	78.56	0	83.18
14069	RAJASTHAN	JAIPUR	JAIPUR	83	78.51	74	83.68	80.95	100.00	100.00	0	0	SAWAI MADHOPUR	SH. SURESH KUMAR	0	80.39	0	77.81	0	86.15	0	95.45	0	79.07	0	0	0	0	0	90.07	0	87.41	0	78.3	0	78.29	0	84.96	0	69.7	0	66.6	0	85.19
19065	ODISHA	BHOPAL	NABARANGPUR	81	80.52	40	81.74	80.92	100.00	100.00	0	0	CUTTACK	SMT. NEELAM PANI	0	70.82	0	80.68	0	86.43	0	87.85	0	0	0	0	0	0	0	0	0	0	0	0	79.1	0	66.31	0	88.71	0	72.85	0	76.38	0	82.3
69030	BIHAR	PATNA	PURNEA	81	77.88	64	84.65	80.87	100.00	100.00	0	0	KATIHAR	SH. S. RADHAKRISHNAN	0	76.5	0	77	0	82.26	0	86.18	0	82.32	0	67.05	0	86.7	0	0	0	0	0	0	86.22	0	54.5	0	80.34	0	70.66	0	81.13	0	78.85
74038	UTTAR PRADESH	LUCKNOW	MIRZAPUR	81	82.14	87	79.68	80.87	100.00	100.00	0	0	HARIDWAR	SH. P. R. PRASAD	0	78.18	0	82.42	0	79.42	0	90	0	70.25	0	0	0	0	0	79.55	0	80.82	0	80.32	0	82.34	0	82.13	0	78.48	0	76.96	0	85.07
74041	UTTAR PRADESH	LUCKNOW	SANT KABIR NAGAR	41	83.19	34	78.01	80.84	100.00	100.00	0	0	AGRA	SH. N.P.RAJAN	0	74.27	0	73.88	0	74.41	0	90.08	0	0	0	0	0	0	0	0	0	0	0	0	82.74	0	78.65	0	79.17	0	82.07	0	75.29	0	92.2
74020	UTTAR PRADESH	LUCKNOW	GONDA	74	80.56	76	81.11	80.84	100.00	100.00	0	0	HARIDWAR	SH. P. R. PRASAD	0	68.95	0	76.88	0	79.05	0	87.61	0	76.64	0	0	0	0	0	84.94	0	85.83	0	82.36	0	73.33	0	79.09	0	68.53	0	77.66	0	87.55
39337	MANIPUR	SHILLONG	THOUBAL	82	81.75	82	79.88	80.82	100.00	100.00	0	0	SHILLONG	SH. N. DHIREN SINGH	0	62.29	0	75.21	0	86.31	0	85.88	0	71.93	0	0	0	0	0	78.63	0	83.15	0	79.85	0	65.18	0	87.69	0	68.89	0	85.44	0	80.65
14054	RAJASTHAN	JAIPUR	AJMER	81	81.44	59	79.93	80.80	100.00	100.00	0	0	SAWAI MADHOPUR	SH. SURESH KUMAR	0	75.29	0	81.08	0	86.28	0	88.73	0	78.95	0	65.26	0	75.16	0	0	0	0	0	0	82	0	70.28	0	86.22	0	74.53	0	72.88	0	90.58
84040	UTTARAKHAND	LUCKNOW	RUDRAPRAYAG	79	79.64	63	82.22	80.78	100.00	100.00	0	0	HARIDWAR	SH. P. R. PRASAD	0	78.92	0	76.82	0	86.82	0	76.2	0	72.56	0	63.06	0	80.44	0	0	0	0	0	0	91.54	0	0	0	67.84	0	75.94	0	79.52	0	83.84
44512	HARYANA	JAIPUR	REWARI	71	80.51	72	80.98	80.75	100.00	100.00	0	0	JHUNJHUNU	SH. SURESH KUMAR	0	85.1	0	80.94	0	85.91	0	83.83	0	62.3	0	0	0	0	0	83.56	0	80.53	0	80.1	0	63.06	0	84.04	0	69.54	0	80.94	0	83.63
19056	ODISHA	BHOPAL	JHARSUGUDA	80	78.73	43	84.35	80.69	100.00	100.00	0	0	CUTTACK	SMT. NEELAM PANI	0	87.46	0	85.56	0	81.35	0	90.32	0	0	0	0	0	0	0	0	0	0	0	0	79.21	0	0	0	79.43	0	68.05	0	76.44	0	86.01
14044	GUJARAT	PUNE	GANDHINAGAR	65	78.58	51	83.34	80.67	100.00	100.00	0	0	GANDHI NAGAR	SMT. R ANURADHA	0	79.29	0	86.53	0	87.88	0	87.06	0	0	0	0	0	0	0	0	0	0	0	0	74.78	0	71.49	0	89	0	69.2	0	67.11	0	85.34
59201	UT	HYDERABAD	MAHE	64	79.38	28	83.58	80.66	100.00	100.00	0	0	KERALA	M DRAVIDAMANI	0	73.59	0	79.21	0	82.93	0	90.65	0	0	0	0	0	0	0	0	0	0	0	0	90.14	0	52.67	0	70.86	0	75.22	0	83.64	0	82.67
54019	MADHYA PRADESH	BHOPAL	BHOPAL	80	78.44	61	83.52	80.64	100.00	100.00	0	0	BHOPAL	SH. M. MARIAPPAN	0	81.5	0	81.07	0	86.07	0	81.06	0	0	0	0	0	0	0	0	0	90.26	0	75.84	0	58.32	0	81.83	0	67.65	0	73.63	0	88.65
14070	RAJASTHAN	JAIPUR	JHUNJHUNU	67	79.59	59	81.72	80.59	100.00	100.00	0	0	JHUNJHUNU	SH. SURESH KUMAR	0	72.6	0	78.43	0	81.24	0	96.2	0	81.95	0	0	0	0	0	92.55	0	89.09	0	79.34	0	62.89	0	83.1	0	69.69	0	72.9	0	89.34
54018	MADHYA PRADESH	BHOPAL	BHIND	82	78.93	40	83.98	80.59	100.00	100.00	0	0	BHOPAL	SH. M. MARIAPPAN	0	80.21	0	84.25	0	94.43	0	93.17	0	0	0	0	0	0	0	0	0	0	0	0	68.95	0	0	0	70.71	0	65.9	0	73.16	0	93.21
24701	PB	CHANDIGARH	CHANDIGARH	79	79.02	73	82.27	80.58	100.00	100.00	0	0.00	PUNJAB I	SH. C.G. HOODA	0	74.67	0	73.58	0	84.06	0	92.43	0	83.45	0	79.76	0	86.41	0	77.84	0	85	0	79.01	0	67.13	0	72.17	0	77.86	0	69.8	0	81.58
74036	UTTAR PRADESH	LUCKNOW	MAHOBA	79	79.59	62	81.81	80.57	100.00	100.00	0	0	LUCKNOW	MRS. SARITA	0	74.28	0	81.72	0	89.14	0	94.07	0	90.19	0	70.54	0	83.15	0	0	0	0	0	0	75.55	0	72.26	0	80.52	0	73.24	0	74.23	0	85.56
14072	RAJASTHAN	JAIPUR	KOTA	75	80.07	53	81.23	80.55	100.00	100.00	0	0	SAWAI MADHOPUR	SH. SURESH KUMAR	0	82.15	0	78.14	0	87.81	0	91.56	0	77.56	0	67.88	0	79.44	0	0	0	0	0	0	78.17	0	77.62	0	89.2	0	69.88	0	73.93	0	90
19007	CHHATTISGARH	BHOPAL	RAJNANDGAON	79	78.92	75	82.21	80.52	100.00	100.00	0	0	RAIPUR	SH. N. K. PATEL	0	89.21	0	79.44	0	89.59	0	92.28	0	77	0	65.44	0	79.38	0	0	0	0	0	0	82.91	0	65.36	0	86.75	0	75.32	0	68.03	0	88.96
49057	KARNATAKA	HYDERABAD	UDIPPI	77	78.42	32	85.54	80.51	100.00	100.00	0	0	DHARWAD	RAGHAVAN KAVALAN	0	77.07	0	84.72	0	84.41	0	89.96	0	0	0	0	0	0	0	0	0	0	0	0	91.88	0	56.89	0	73.09	0	72.43	0	82.01	0	78.35
54059	MADHYA PRADESH	BHOPAL	BARWANI	73	79.9	44	81.43	80.48	100.00	100.00	0	0	BHOPAL	SH. M. MARIAPPAN	0	77.92	0	73.2	0	84.86	0	90.48	0	0	0	0	0	0	0	0	0	0	0	0	79.14	0	70.38	0	80.81	0	66.18	0	81.86	0	91.3
19002	CHHATTISGARH	BHOPAL	RAIGARH	79	81.17	77	79.58	80.39	100.00	100.00	0	0	RAIPUR	SH. N. K. PATEL	0	76.14	0	81.64	0	81.54	0	86.91	0	78.74	0	65.26	0	79.16	0	0	0	0	0	0	82.22	0	76.11	0	85.77	0	70.86	0	77.46	0	87.99
54016	MADHYA PRADESH	BHOPAL	BALAGHAT	81	77.55	68	83.72	80.37	100.00	100.00	0	0	JABALPUR	SMT. M. TRIPATHI	0	90.78	0	78.35	0	88.18	0	89.62	0	78.57	0	72.75	0	81.57	0	0	0	0	0	0	85.41	0	66.08	0	71.61	0	59.78	0	76.11	0	93.42
49050	KARNATAKA	HYDERABAD	N.CANARA	80	78.69	41	83.61	80.36	100.00	100.00	0	0	DHARWAD	RAGHAVAN KAVALAN	0	78.93	0	82.68	0	79.02	0	83.17	0	0	0	0	0	0	0	0	0	0	0	0	91.22	0	54.33	0	74.47	0	61.68	0	80.26	0	83.65
74018	UTTAR PRADESH	LUCKNOW	FATEHPUR	40	81.33	39	79.21	80.28	100.00	100.00	0	0	LUCKNOW	MRS. SARITA	0	74.26	0	79.77	0	78.9	0	72.38	0	0	0	0	0	0	0	0	0	0	0	0	81.46	0	0	0	73.88	0	72.68	0	74.95	0	91.65
19009	CHHATTISGARH	BHOPAL	MAHASAMUND	82	77.78	69	83.08	80.20	100.00	100.00	0	0	RAIPUR	SH. N. K. PATEL	0	79.92	0	82.31	0	82.14	0	84.03	0	84.44	0	68.67	0	84.59	0	0	0	0	0	0	86.83	0	62.61	0	83.21	0	67.22	0	76.68	0	92.78
59348	A.P	HYDERABAD	PRAKASHAM-II	80	77.51	38	85.43	80.06	100.00	100.00	0	0	ANDHRA PRADESH	B. RAJENDRA RAO	0	81.86	0	84.95	0	85.08	0	92.69	0	0	0	0	0	0	0	0	0	0	0	0	82.03	0	60	0	78.93	0	69.75	0	75.24	0	80.65
19073	ODISHA	BHOPAL	SUNDARGARH	81	78.81	55	81.88	80.05	100.00	100.00	0	0	CUTTACK	SMT. NEELAM PANI	0	75.71	0	71.51	0	76.83	0	92.43	0	90.93	0	70	0	89.86	0	0	0	0	0	0	85.65	0	68.85	0	82.28	0	67.12	0	80.53	0	77.93
49070	KARNATAKA	HYDERABAD	DAVANGERE	79	79.21	33	81.99	80.03	100.00	100.00	0	0	DHARWAD	RAGHAVAN KAVALAN	0	66.29	0	81.3	0	80.3	0	90.3	0	0	0	0	0	0	0	0	0	0	0	0	85.97	0	0	0	72.27	0	72.03	0	78.2	0	81.49
39251	ASSAM	SHILLONG	HAILAKANDI	79	82.45	58	76.46	79.91	100.00	100.00	0	0	SILCHAR	SH. S. K. SHARMA	0	65.3	0	72.4	0	66.12	0	76.72	0	82.94	0	77.36	0	81.36	0	0	0	0	0	0	76.45	0	80.33	0	95.21	0	65.08	0	83.29	0	93
24516	PB	CHANDIGARH	LUDHIANA	72	79.93	60	79.80	79.87	100.00	100.00	0	0	PUNJAB I	SH. C.G. HOODA	0	76.12	0	77.41	0	69.69	0	84.08	0	0	0	0	0	0	0	82.57	0	0	0	0	83.45	0	59.35	0	67.4	0	65.69	0	78.14	0	89.6
69057	BIHAR	PATNA	KISHANGANJ	76	81.32	25	75.20	79.81	100.00	100.00	0	0	KATIHAR	SH. S. RADHAKRISHNAN	0	68.57	0	67.12	0	71.8	0	85.91	0	0	0	0	0	0	0	0	0	0	0	0	86.44	0	46.25	0	79.88	0	75.12	0	77.59	0	92.07
54024	MADHYA PRADESH	BHOPAL	DEWAS	79	77.95	66	81.86	79.73	100.00	100.00	0	0	BHOPAL	SH. M. MARIAPPAN	0	81.77	0	81.88	0	85.51	0	92.36	0	73.8	0	73.28	0	76.84	0	0	0	0	0	0	81.33	0	0	0	74.8	0	69.75	0	67.52	0	86.28
79014	KERALA	HYDERABAD	PALAKKAD	76	80.99	40	77.29	79.71	100.00	100.00	0	0	KERALA	M DRAVIDAMANI	0	69.37	0	78.63	0	71.4	0	74.81	0	0	0	0	0	0	0	0	0	0	0	0	89.83	0	53.6	0	65.52	0	71.36	0	88.71	0	88.29
39259	ASSAM	SHILLONG	DHUBRI	80	80.04	18	78.06	79.68	100.00	100.00	0	0	SILCHAR	SH. S. K. SHARMA	0	68.23	0	69.61	0	77.78	0	74.28	0	0	0	0	0	0	0	0	0	0	0	0	89.39	0	57.67	0	87.56	0	78.8	0	81.31	0	81.2
14066	RAJASTHAN	JAIPUR	JHALAWAR	79	76.63	69	82.79	79.50	100.00	100.00	0	0	SAWAI MADHOPUR	SH. SURESH KUMAR	0	86.47	0	77.86	0	84.8	0	79.45	0	83.18	0	0	0	0	0	87.35	0	87.38	0	77.41	0	69.74	0	89.97	0	58.63	0	78.13	0	83.77
74029	UTTAR PRADESH	LUCKNOW	KANPUR DEHAT	78	77.59	70	81.46	79.42	100.00	100.00	0	0	LUCKNOW	MRS. SARITA	0	79.38	0	80.56	0	85.28	0	84.43	0	86.03	0	72.52	0	83.94	0	0	0	0	0	0	79.03	0	69.57	0	77.22	0	67.21	0	73.94	0	83.26
14031	GUJARAT	PUNE	KUTCH	72	78.42	40	81.17	79.40	100.00	100.00	0	0	AHMEDABAD	SMT. R ANURADHA	0	87.29	0	79.13	0	79.2	0	80.38	0	82.84	0	77.12	0	83.28	0	0	0	0	0	0	79.53	0	77.4	0	87.54	0	67.06	0	69.18	0	90.1
14075	RAJASTHAN	JAIPUR	PALI	76	72.06	70	87.36	79.40	100.00	100.00	0	0	JODHPUR	SH. SURESH KUMAR	0	86.88	0	83.27	0	84.79	0	90.18	0	81.78	0	0	0	0	0	92.97	0	90.43	0	83.69	0	61.61	0	76.07	0	61.63	0	69.72	0	77.39
34042	MAHARASHTRA	PUNE	AMRAVATI	70	80.26	65	78.42	79.37	100.00	100.00	0	0	AMRAVATI	MR. ASHOK SALI	0	71.97	0	79.38	0	78.89	0	76.85	0	0	0	0	0	0	0	0	0	0	0	0	81.25	0	69.31	0	83.83	0	65.73	0	78.91	0	86.67
74015	UTTAR PRADESH	LUCKNOW	ETAWAH	78	78.96	51	79.96	79.36	100.00	100.00	0	0	AGRA	SH. N.P.RAJAN	0	69.19	0	79.4	0	85.27	0	87.55	0	81.71	0	67.76	0	79.52	0	0	0	0	0	0	81.08	0	62.23	0	75.47	0	75.21	0	76.44	0	84.49
39336	MANIPUR	SHILLONG	BISHNUPUR	80	74	77	84.89	79.34	100.00	100.00	0	0	SHILLONG	SH. N. DHIREN SINGH	0	78.21	0	71.45	0	84.97	0	88.71	0	70.15	0	0	0	0	0	94.49	0	89.87	0	84.86	0	61.41	0	75.28	0	62.58	0	85.9	0	73.23

SCH CODE	STATE NAME	RO NAME	JNV	NUMBER OF STUDENTS APPEARED CLASS X	CLASS AVERAGE* (CLASS-X)	NUMBER OF STUDENTS APPEARED CLASS XII	CLASS AVERAGE (CLASS-XII)	SCHOOL AVERAGE	PASS % OF JNV (CLASS-X)	PASS % OF JNV (CLASS-XII)	FAILED+COM P+UFM X	FAILED+COM P+UFM XII	CLUSTER NAME	CLUSTER I/C	MATHS NO. FAIL	MATHS SUBJ AVG	PHYSICS NO. FAIL	PHYSICS SUBJ AVG	CHEMISTRY NO. FAIL	CHEMISTRY SUBJ AVG	BIOLOGY NO. FAIL	BIOLOGY SUBJ AVG	ECONOMICS NO. FAIL	ECONOMICS SUBJ AVG	ACCOUNTANCY NO. FAIL	ACCOUNTANCY SUBJ AVG	B.STD. NO. FAIL	B.STD SUBJ AVG	HISTORY NO. FAIL	HISTORY SUBJ AVG	GEOGRAPHY NO. FAIL	GEOGRAPHY SUBJ. AVG.	ENGLISH CORE NO. FAIL	ENGLISH CORE SUBJ. AVG.	MATHS - BASIC NO. FAIL	MATHS - BASIC SUBJ AVG	MATHS - STD NO. FAIL	MATHS - STD SUBJ AVG	SCIENCE NO. FAIL	SCIENCE SUBJ AVG	ENGLISH NO. FAIL	ENGLISH SUBJ AVG	S.SC. NO. FAIL	S.SC. SUBJ AVG
54020	MADHYA PRADESH	BHOPAL	CHHATARPUR	79	78.3	64	80.52	79.29	100.00	100.00	0	0	JABALPUR	SMT. M. TRIPATHI	0	76.13	0	80.33	0	86.42	0	91.07	0	77.64	0	71.29	0	78.82	0	0	0	0	0	80.3	0	56.7	0	74.38	0	67.38	0	74.18	0	89.86
49071	KARNATAKA	HYDERABAD	BHAGALKOT	79	78.69	20	81.65	79.29	100.00	100.00	0	0	DHARWAD	RAGHAVAN KAVALAN	0	75.67	0	80.4	0	77.1	0	86.85	0	0	0	0	0	0	0	0	0	0	0	85.5	0	0	0	71.91	0	64.35	0	83.78	0	85.28
49045	KARNATAKA	HYDERABAD	BELLARY	81	78.34	20	82.81	79.23	100.00	100.00	0	0	DHARWAD	RAGHAVAN KAVALAN	0	75.95	0	82.3	0	84.1	0	83.9	0	0	0	0	0	0	0	0	0	0	0	85.55	0	61.5	0	72.63	0	73.38	0	72.14	0	90.19
69021	BIHAR	PATNA	PATNA	39	78.78	50	79.48	79.17	100.00	100.00	0	0	PATNA A	DR. B.K.SINHA	0	77.88	0	81.19	0	78.81	0	84.71	0	0	0	0	0	0	0	0	0	0	0	71.04	0	0	0	70.26	0	62.41	0	76.36	0	93.54
84059	UTTARAKHAND	LUCKNOW	CHAMPAWAT	78	76.82	45	83.19	79.15	100.00	100.00	0	0	HARIDWAR	SH. P. R. PRASAD	0	88.77	0	76.76	0	76.04	0	78.86	0	0	0	0	0	0	0	0	0	0	0	92.36	0	54.03	0	70.02	0	68.18	0	74.44	0	83.58
44502	HARYANA	JAIPUR	JHAJJAR	67	76.91	73	81.20	79.15	100.00	100.00	0	0	JHUNJHUNU	SH. SURESH KUMAR	0	70.04	0	79.33	0	81.97	0	82.93	0	71.97	0	0	0	0	0	83.44	0	83.68	0	84.01	0	64.94	0	78.94	0	66.84	0	76.37	0	86.31
14071	RAJASTHAN	JAIPUR	JODHPUR	77	76.3	69	82.32	79.15	100.00	100.00	0	0	JODHPUR	SH. SURESH KUMAR	0	79.68	0	79.66	0	85.41	0	87.5	0	85.08	0	0	0	0	0	90.92	0	90.49	0	67.46	0	0	0	79.16	0	67.64	0	74.62	0	72.25
54055	MADHYA PRADESH	BHOPAL	KATNI	76	76.06	78	82.09	79.11	100.00	100.00	0	0	JABALPUR	SMT. M. TRIPATHI	0	83.06	0	80.08	0	88.83	0	92.5	0	74.61	0	0	0	0	0	74.95	0	81.68	0	81.68	0	63.82	0	75.03	0	60.43	0	76.13	0	86.87
34083	MAHARASHTRA	PUNE	RAIGAD	73	78.22	33	81.05	79.10	100.00	100.00	0	0	SANGLI	MR. K.V.SURESH	0	72.3	0	80.18	0	84.94	0	81.27	0	0	0	0	0	0	0	0	0	0	0	83.21	0	48.33	0	68.96	0	66.51	0	72.07	0	85.25
39583	SIKKIM	SHILLONG	EAST SIKKIM	38	79.48	32	78.63	79.09	100.00	100.00	0	0	GUWAHATI	SH. N. DHIREN SINGH	0	0	0	0	0	0	0	0	0	75.75	0	64	0	87	0	77	0	82.75	0	76.69	0	0	0	72.76	0	67.63	0	87.71	0	78.89
14046	GUJARAT	PUNE	MEHSANA	70	78.28	33	80.81	79.09	100.00	100.00	0	0	AHMEDABAD	SMT. R ANURADHA	0	79.8	0	81.15	0	83.21	0	83.11	0	0	0	0	0	0	0	0	0	0	0	84.3	0	64.84	0	86.26	0	64.19	0	70.33	0	90.74
19176	W.BENGAL	PATNA	HOOGHLY	80	78.51	79	79.63	79.07	100.00	100.00	0	0	BURDWAN-	SH. S. RADHAKRISHNAN	0	62.9	0	78.24	0	82.38	0	82.6	0	75.22	0	0	0	0	0	74.49	0	83.44	0	84.76	0	67.04	0	79.96	0	74.59	0	76.99	0	78.61
54021	MADHYA PRADESH	BHOPAL	CHHINDWARA	78	78.36	79	79.59	78.98	100.00	100.00	0	0	JABALPUR	SMT. M. TRIPATHI	0	80.44	0	80.41	0	77.24	0	93	0	70.61	0	0	0	0	0	83.89	0	82.05	0	77.1	0	67.37	0	82.47	0	66.81	0	76.33	0	88.85
54017	MADHYA PRADESH	BHOPAL	BETUL	81	74.98	80	82.85	78.89	100.00	100.00	0	0	JABALPUR	SMT. M. TRIPATHI	0	70.95	0	84.61	0	85.26	0	91.78	0	83.64	0	0	0	0	0	82.95	0	86.19	0	77.69	0	49.77	0	67.8	0	66.31	0	79.42	0	82.11
44511	HARYANA	JAIPUR	KURUKSHETRA	74	76.9	69	81.00	78.88	100.00	100.00	0	0	KARNAL	SMT. KUSUM KUMARI SINGH	0	78.68	0	83.91	0	80.53	0	90.33	0	73.32	0	75.81	0	80.43	0	0	0	0	0	83.25	0	65.21	0	82.82	0	65.64	0	79.58	0	85.62
19179	W.BENGAL	PATNA	BANKURA	37	77.6	17	81.61	78.86	100.00	100.00	0	0	BURDWAN	SH. S. RADHAKRISHNAN	0	78.25	0	79.94	0	74.47	0	86.79	0	0	0	0	0	0	0	0	0	0	0	85	0	69.05	0	75	0	74.43	0	81.59	0	71.24
14030	GUJARAT	PUNE	GIR SOMNATH	80	77.57	76	80.08	78.79	100.00	100.00	0	0	AHMEDABAD	SMT. R ANURADHA	0	79.47	0	83.19	0	81.47	0	92.35	0	79.59	0	0	0	0	0	79.41	0	83.11	0	72.3	0	66.55	0	87.34	0	66.64	0	75.85	0	79.85
59331	A.P	HYDERABAD	NELLORE	79	77.2	33	82.50	78.76	100.00	100.00	0	0	ANDHRA PRADESH	B. RAJENDRA RAO	0	73.19	0	79	0	87.58	0	84.06	0	0	0	0	0	0	0	0	0	0	0	82.42	0	0	0	80.2	0	67.72	0	82.58	0	73.99
54054	MADHYA PRADESH	BHOPAL	SHEOPUR	76	75.41	44	84.43	78.72	100.00	100.00	0	0	BHOPAL	SH. M. MARIAPPAN	0	80.41	0	85.02	0	84.09	0	90.65	0	0	0	0	0	0	0	0	0	0	0	82.93	0	48.79	0	67.09	0	71.14	0	68.37	0	84
19067	ODISHA	BHOPAL	MALKANGIRI - I	79	76.56	47	82.19	78.66	100.00	100.00	0	0	CUTTACK	SMT. NEELAM PANI	0	83.18	0	79.62	0	79.26	0	80.86	0	0	0	0	0	0	0	0	0	0	0	89.3	0	74.19	0	69.49	0	64.15	0	77.24	0	80.9
44806	HP	CHANDIGARH	SHIMLA	69	78.18	62	79.05	78.59	100.00	100.00	0	0	HP	CAPT(RETD) TEENA DHIR	0	76.67	0	77.48	0	71.97	0	89	0	70.71	0	65.1	0	79.29	0	68.8	0	0	0	81.81	0	72.81	0	88.22	0	70.23	0	82.71	0	77.57
14062	RAJASTHAN	JAIPUR	CHITTORGARH	69	76.15	70	80.84	78.51	100.00	100.00	0	0	JODHPUR	SH. SURESH KUMAR	0	83.43	0	73.53	0	83.13	0	80.71	0	83.66	0	0	0	0	0	87.78	0	87.78	0	72.2	0	0	0	82.96	0	57.43	0	75.68	0	78.03
19003	CHHATTISGARH	BHOPAL	KORBA	82	77.86	45	79.68	78.50	100.00	100.00	0	0	RAIPUR	SH. N. K. PATEL	0	80.64	0	78.84	0	78.31	0	91.86	0	0	0	0	0	0	0	0	0	0	0	73.49	0	61.33	0	75.3	0	67.43	0	73.16	0	90.56
19083	ODISHA	BHOPAL	DEOGARH	41	78.33	70	78.44	78.40	100.00	100.00	0	0	CUTTACK	SMT. NEELAM PANI	0	85.67	0	76.31	0	81.89	0	77.97	0	77.2	0	0	0	0	0	71.06	0	81.06	0	78.59	0	57.06	0	76.48	0	65.73	0	76.59	0	86.17
54056	MADHYA PRADESH	BHOPAL	HARDA	81	75.86	41	83.35	78.38	100.00	100.00	0	0	BHOPAL	SH. M. MARIAPPAN	0	80.23	0	77.32	0	86.49	0	87.53	0	0	0	0	0	0	0	0	0	0	0	84.71	0	54.8	0	72.17	0	65.51	0	74.8	0	89.8
39195	ARUNACHAL PRADESH	SHILLONG	LOWER SUBANSIRI	80	76.49	38	82.26	78.35	100.00	100.00	0	0	GUWAHATI	SH. N. DHIREN SINGH	0	67.93	0	73.1	0	81.93	0	86.28	0	89.89	0	64.33	0	88.67	0	0	0	0	0	85.95	0	0	0	63.24	0	63.58	0	77.88	0	93.63
24509	PB	CHANDIGARH	PATHANKOT	71	75.19	79	81.11	78.31	100.00	100.00	0	0	PUNJAB I	SH. V.P GUPTA	0	85.74	0	78.9	0	87.9	0	90.19	0	76.35	0	72.3	0	79.1	0	0	0	0	0	80.66	0	0	0	61.46	0	59.49	0	79.38	0	71.87
49073	KARNATAKA	HYDERABAD	MYSORE	84	75.09	40	85.04	78.30	100.00	100.00	0	0	DHARWAD	RAGHAVAN KAVALAN	0	79.32	0	88.95	0	79.2	0	85.93	0	0	0	0	0	0	0	0	0	0	0	88.4	0	60.6	0	75.16	0	65.37	0	79.49	0	73.42
54065	MADHYA PRADESH	BHOPAL	UJJAIN - II	81	76.25	48	81.61	78.24	100.00	100.00	0	0	BHOPAL	SH. M. MARIAPPAN	0	81.19	0	80.57	0	80.63	0	89.67	0	76.17	0	72.11	0	81.17	0	0	0	0	0	85.35	0	60.82	0	68.07	0	62.23	0	72.73	0	92.68
84056	UTTAR PRADESH	LUCKNOW	SAMBHAL	41	73.77	41	82.65	78.21	100.00	100.00	0	0	AGRA	SH. N.P.RAJAN	0	72.09	0	81.61	0	77.46	0	89.06	0	0	0	0	0	0	0	0	0	0	0	89.71	0	46.8	0	70.24	0	69.38	0	68.26	0	75.69
59323	A.P	HYDERABAD	ANANTAPUR	78	77.09	37	80.43	78.16	100.00	100.00	0	0	ANDHRA PRADESH	B. RAJENDRA RAO	0	84.17	0	79.22	0	73.73	0	88.29	0	0	0	0	0	0	0	0	0	0	0	83.3	0	71.3	0	81.13	0	72.38	0	80.64	0	77.67
69046	BIHAR	PATNA	BUXAR	81	74.7	72	81.97	78.12	100.00	100.00	0	0	PATNA A	DR. B.K.SINHA	0	77.7	0	87.2	0	91.47	0	95.14	0	65.4	0	0	0	0	0	79.31	0	80.07	0	75.78	0	62.3	0	67.69	0	67.23	0	70.53	0	85.91
74003	UTTAR PRADESH	LUCKNOW	SULTANPUR	80	73.86	78	82.47	78.11	100.00	100.00	0	0	LUCKNOW	MRS. SARITA	0	69.77	0	81.16	0	84.24	0	84.58	0	80.18	0	0	0	0	0	85.28	0	86.78	0	81.23	0	0	0	66.65	0	64.83	0	74.81	0	79.25
19064	ODISHA	BHOPAL	GAJAPATI	78	78.21	43	77.91	78.10	100.00	100.00	0	0	CUTTACK	SMT. NEELAM PANI	0	76.07	0	72.67	0	79.07	0	76.05	0	0	0	0	0	0	0	0	0	0	0	85.7	0	0	0	70.04	0	65.32	0	78.44	0	86.47
54042	MADHYA PRADESH	BHOPAL	REWA	82	77.07	67	79.35	78.10	100.00	100.00	0	0	JABALPUR	SMT. M. TRIPATHI	0	82.23	0	84.18	0	84.45	0	87.5	0	81.3	0	68.44	0	77.52	0	0	0	0	0	71.7	0	60.79	0	74.72	0	67.18	0	72.17	0	84.63
24519	PB	CHANDIGARH	BARNALA	75	77.17	30	80.09	78.00	100.00	100.00	0	0	PUNJAB	SH. C.G. HOODA	0	78.88	0	73.63	0	80.9	0	85.14	0	0	0	0	0	0	0	0	0	0	0	82.83	0	49.57	0	65.06	0	60.75	0	74.56	0	84.36
59329	A.P	HYDERABAD	KADAPA	81	74.03	38	86.11	77.89	100.00	100.00	0	0	ANDHRA PRADESH	B. RAJENDRA RAO	0	84.37	0	85.87	0	78.32	0	96.27	0	0	0	0	0	0	0	0	0	0	0	88.68	0	62	0	76.18	0	66.65	0	85.83	0	56.12
39258	ASSAM	SHILLONG	BAKSA	41	78.4	17	76.64	77.88	100.00	100.00	0	0	GUWAHATI	SH. S. K. SHARMA	0	60.14	0	72.29	0	72.47	0	78.9	0	0	0	0	0	0	0	0	0	0	0	89	0	62.81	0	86.45	0	71.32	0	84.66	0	83.71
39197	ARUNACHAL PRADESH	SHILLONG	PAPUMPARE	39	75.07	21	82.75	77.76	100.00	100.00	0	0	GUWAHATI	SH. N. DHIREN SINGH	0	0	0	0	0	0	0	0	0	67.57	0	0	0	0	0	85.9	0	86.57	0	89.29	0	60.83	0	79	0	70.23	0	84.08	0	74.87
19015	CHHATTISGARH	BHOPAL	DHAMTARI	80	75.34	38	82.55	77.66	100.00	100.00	0	0	RAIPUR	SH. N. K. PATEL	0	80.28	0	79.79	0	78.37	0	84.55	0	0	0	0	0	0	0	0	0	0	0	87.68	0	0	0	69.54	0	69.24	0	66.88	0	89.04
49047	KARNATAKA	HYDERABAD	CHITRADURGA	76	77.09	26	79.08	77.60	100.00	100.00	0	0	DHARWAD	RAGHAVAN KAVALAN	0	69.42	0	74.65	0	80.88	0	82.35	0	0	0	0	0	0	0	0	0	0	0	84.85	0	0	0	70.21	0	62.64	0	78.7	0	77.3
19014	CHHATTISGARH	BHOPAL	KANKER	81	76.34	73	78.97	77.59	100.00	100.00	0	0	RAIPUR	SH. N. K. PATEL	0	84.65	0	74.08	0	82.85	0	87.35	0	68.88	0	0	0	0	0	77.79	0	79.79	0	78.05	0	67.4	0	82.25	0	60.46	0	78.99	0	84.33
39234	ASSAM	SHILLONG	KARIMGANJ	79	75.45	49	80.83	77.51	100.00	100.00	0	0	SILCHAR	SH. S. K. SHARMA	0	73.16	0	72.69	0	86.78	0	86.58	0	77.08	0	75.08	0	84	0	0	0	0	0	82.49	0	64.06	0	87.71	0	76.78	0	61.1	0	90.37
74010	UTTAR PRADESH	LUCKNOW	BARABANKI	75	76.87	81	78.04	77.48	100.00	100.00	0	0	LUCKNOW	MRS. SARITA	0	78.32	0	80.31	0	73.71	0	80.44	0	78.36	0	71.49	0	78.92	0	0	0	0	0	78.95	0	59.13	0	76.59	0	67.77	0	76.07	0	82.09
24901	J&K	CHANDIGARH	SHOPIAN	27	74.24	9	87.00	77.43	100.00	100.00	0	0	J&K	MR. ZAHOOR AHMAD	0	92	0	73.56	0	85.56	0	90.75	0	0	0	0	0	0	0	0	0	0	0	93.44	0	0	0	61.85	0	68.56	0	81.04	0	75.11
34804	GOA	PUNE	CANACONA	77	74.65	45	81.90	77.32	100.00	100.00	0	0	SANGLI	MR. K.V.SURESH	0	69.32	0	78.33	0	78.36	0	88.66	0	0	0	0	0	0	0	0	0	0	0	88.98	0	53	0	69.75	0	66.49	0	82.65	0	78.31
59325	A.P	HYDERABAD	EAST GODAVARI	80	76.39	76	78.29	77.32	100.00	100.00	0	0	ANDHRA PRADESH	B. RAJENDRA RAO	0	70.65	0	75.76	0	71.21	0	82.58	0	66.39	0	0	0	0	0	82.24	0	84.37	0	81.01	0	60.82	0	74.28	0	76.09	0	82.5	0	79.09

SCH CODE	STATE NAME	RO NAME	JNV	NUMBER OF STUDENTS APPEARED CLASS X	CLASS AVERAGE* (CLASS-X)	NUMBER OF STUDENTS APPEARED CLASS XII	CLASS AVERAGE (CLASS-XII)	SCHOOL AVERAGE	PASS % OF JNV (CLASS-X)	PASS % OF JNV (CLASS-XII)	FAILED+COMP+UFM X	FAILED+COMP+UFM XII	CLUSTER NAME	CLUSTER I/C	MATHS NO. FAIL	MATHS SUBJ AVG	PHYSICS NO. FAIL	PHYSICS SUBJ AVG	CHEMISTRY NO. FAIL	CHEMISTRY SUBJ AVG	BIOLOGY NO. FAIL	BIOLOGY SUBJ AVG	ECONOMICS NO. FAIL	ECONOMICS SUBJ AVG	ACCOUNTANCY NO. FAIL	ACCOUNTANCY SUBJ AVG	B.STD. NO. FAIL	B.STD SUBJ AVG	HISTORY NO. FAIL	HISTORY SUBJ AVG	GEOGRAPHY NO. FAIL	GEOGRAPHY SUBJ. AVG.	ENGLISH CORE NO. FAIL	ENGLISH CORE SUBJ. AVG.	MATHS - BASIC NO. FAIL	MATHS - BASIC SUBJ AVG	MATHS - STD NO. FAIL	MATHS - STD SUBJ AVG	SCIENCE NO. FAIL	SCIENCE SUBJ AVG	ENGLISH NO. FAIL	ENGLISH SUBJ AVG	S.SC. NO. FAIL	S.SC. SUBJ AVG
54028	MADHYA PRADESH	BHOPAL	HOSHANGABAD	80	74.25	75	80.29	77.17	100.00	100.00	0	0	JABALPUR	SMT. M. TRIPATHI	0	80.3	0	82.47	0	79.81	0	94.33	0	76.19	0	73.97	0	79.13	0	0	0	0	0	80.72	0	51.64	0	64.62	0	61.78	0	69.86	0	86.96
24909	J&K	CHANDIGARH	ANANTNAG	59	69.82	51	85.38	77.03	100.00	100.00	0	0	J&K-1	MR. ZAHOOR AHMAD	0	80	0	79.04	0	86.29	0	86.11	0	77.3	0	0	0	0	0	86.09	0	79.7	0	89.43	0	60.52	0	70.42	0	58.12	0	79.24	0	66.15
39239	ASSAM	SHILLONG	CACHAR	82	76.53	73	77.58	77.02	100.00	100.00	0	0	SILCHAR	SH. S. K. SHARMA	0	64.91	0	72.9	0	73.26	0	79.52	0	69.56	0	0	0	0	0	86.21	0	84.91	0	81.59	0	69.96	0	77.26	0	64.1	0	77.9	0	79.65
64047	UTTAR PRADESH	LUCKNOW	GHAZIABAD	79	75.92	33	79.29	76.91	100.00	100.00	0	0	AGRA	SH. N.P.RAJAN	0	76.18	0	72.67	0	80.15	0	90	0	0	0	0	0	0	0	0	0	0	0	83.09	0	53.77	0	64.16	0	57.59	0	71.52	0	79.94
54037	MADHYA PRADESH	BHOPAL	NARSINGHPUR	79	75.6	66	78.35	76.85	100.00	100.00	0	0	JABALPUR	SMT. M. TRIPATHI	0	82.27	0	81.93	0	85	0	87	0	75.89	0	76.37	0	77.11	0	0	0	0	0	72.64	0	0	0	70.7	0	62.39	0	78.23	0	84.09
49065	KARNATAKA	HYDERABAD	RAICHUR	82	75.06	19	84.22	76.78	100.00	100.00	0	0	DHARWAD	RAGHAVAN KAVALAN	0	73	0	81.37	0	89.58	0	88.63	0	0	0	0	0	0	0	0	0	0	0	87.47	0	41.46	0	67.67	0	62.79	0	77.51	0	83.06
44804	HP	CHANDIGARH	KINNAUR	39	74.4	23	80.82	76.78	100.00	100.00	0	0	HP	CAPT(RETD) TEENA DHIR	0	77	0	75.3	0	80.22	0	86.64	0	0	0	0	0	0	0	0	0	0	0	83.78	0	49.25	0	68.94	0	57.21	0	83.03	0	88.13
54022	MADHYA PRADESH	BHOPAL	DAMOH	82	75.41	72	78.25	76.74	100.00	100.00	0	0	JABALPUR	SMT. M. TRIPATHI	0	84.92	0	77.02	0	78.15	0	89.13	0	81.42	0	67.61	0	77.03	0	0	0	0	0	75.99	0	55.96	0	80.63	0	54.93	0	73.74	0	88.21
24508	PB	CHANDIGARH	ROPAR	74	75.89	72	77.09	76.48	100.00	100.00	0	0	PUNJAB I	SH. V.P GUPTA	0	70.36	0	74.24	0	81.03	0	90.08	0	82.5	0	59.51	0	79.72	0	0	0	0	0	76.47	0	60.43	0	68.15	0	57.28	0	79.14	0	76.27
39340	MANIPUR	SHILLONG	UKHRUL - I	79	69.36	82	83.29	76.45	100.00	100.00	0	0	SHILLONG	SH. N. DHIREN SINGH	0	75.5	0	65.24	0	86.45	0	83.61	0	77.45	0	0	0	0	0	84.57	0	88.35	0	80	0	60.24	0	67.38	0	55.9	0	82.34	0	83.48
24905	J&K	CHANDIGARH	KUPWARA	50	73.51	33	80.52	76.30	100.00	100.00	0	0	J&K	MR. ZAHOOR AHMAD	0	76.67	0	80.33	0	83.48	0	77.27	0	0	0	0	0	0	0	0	0	0	0	76.06	0	0	0	68.04	0	58.36	0	78.72	0	79.1
24913	J&K	CHANDIGARH	BADGAM	36	76.15	7	76.97	76.28	100.00	100.00	0	0	J&K-1	MR. ZAHOOR AHMAD	0	0	0	84.14	0	71.43	0	71	0	0	0	0	0	0	0	0	0	0	0	77.57	0	54.8	0	72.14	0	61.64	0	76.36	0	88.53
44508	HARYANA	JAIPUR	KAITHAL	68	71.23	72	81.04	76.28	100.00	100.00	0	0	KARNAL	SMT. KUSUM KUMARI SINGH	0	73.25	0	77.8	0	74.6	0	84.5	0	86.57	0	0	0	0	0	79.5	0	86.05	0	78.19	0	59.13	0	84.9	0	59.91	0	67.1	0	80.25
54050	MADHYA PRADESH	BHOPAL	SHIVPURI	81	70.86	58	83.79	76.26	100.00	100.00	0	0	BHOPAL	SH. M. MARIAPPAN	0	91.18	0	86.64	0	88.31	0	89.79	0	68.94	0	71.5	0	75.44	0	0	0	0	0	81.66	0	56.75	0	66.94	0	61.38	0	66.2	0	88.49
14039	GUJARAT	PUNE	TAPI	77	74.84	34	79.30	76.21	100.00	100.00	0	0	AHMEDABAD	MR. ASHOK SALI	0	61.76	0	75.44	0	88.41	0	83.15	0	0	0	0	0	0	0	0	0	0	0	82.59	0	64.69	0	86.83	0	63.45	0	71.36	0	81.09
49078	KARNATAKA	HYDERABAD	KALABURGI-II	77	78.2	17	66.93	76.16	100.00	100.00	0	0	KERALA	M DRAVIDAMANI	0	54.65	0	73.12	0	63.53	0	65.41	0	0	0	0	0	0	0	0	0	0	0	74.82	0	57.62	0	70.05	0	66.16	0	71.26	0	89.88
54060	MADHYA PRADESH	BHOPAL	SHAHDOL	41	73.49	36	79.09	76.11	100.00	100.00	0	0	JABALPUR	SMT. M. TRIPATHI	0	72.56	0	78.64	0	85.14	0	74.73	0	0	0	0	0	0	0	0	0	0	0	77.58	0	61	0	71.64	0	65.29	0	69.56	0	71.54
49028	KARNATAKA	HYDERABAD	CHIKKABALLAPURA	81	73.86	30	81.54	75.94	100.00	100.00	0	0	DHARWAD	RAGHAVAN KAVALAN	0	72.15	0	79.73	0	77.37	0	87.37	0	0	0	0	0	0	0	0	0	0	0	88.4	0	48.67	0	69.71	0	63.63	0	81.07	0	77.38
39198	ARUNACHAL PRADESH	SHILLONG	WEST SIANG	80	74.59	20	81.15	75.90	100.00	100.00	0	0	DIBRUGARH	SH. C. HARI BABU	0	53.08	0	69.5	0	89.05	0	82.15	0	0	0	0	0	0	0	0	0	0	0	86.7	0	0	0	56.78	0	70.63	0	86.41	0	78.66
24510	PB	CHANDIGARH	FEROZPUR	77	73.11	68	78.98	75.86	100.00	100.00	0	0	PUNJAB I	SH. C.G. HOODA	0	79.87	0	72.71	0	71.45	0	65.88	0	73.73	0	0	0	0	0	87.78	0	85	0	78.41	0	0	0	62.73	0	52.58	0	64.44	0	80.78
39581	SIKKIM	SHILLONG	NORTH SIKKIM	36	65.4	48	83.63	75.82	100.00	100.00	0	0	GUWAHATI	SH. N. DHIREN SINGH	0	62.25	0	72.12	0	78.65	0	78.33	0	68.87	0	0	0	0	0	80.61	0	87.32	0	91.54	0	52.05	0	43.12	0	41.86	0	74.53	0	74.08
54047	MADHYA PRADESH	BHOPAL	SEONI	82	72.16	74	79.85	75.81	100.00	100.00	0	0	JABALPUR	SMT. M. TRIPATHI	0	74.12	0	75.51	0	81.44	0	92.33	0	76.23	0	81.23	0	81.26	0	0	0	0	0	78.73	0	54.17	0	71.97	0	56.07	0	67.68	0	86.5
49067	KARNATAKA	HYDERABAD	HAVERI	81	71.18	43	84.33	75.74	100.00	100.00	0	0	DHARWAD	RAGHAVAN KAVALAN	0	77.07	0	83.95	0	80.98	0	88.02	0	0	0	0	0	0	0	0	0	0	0	88.6	0	52.25	0	67.09	0	57.21	0	72.17	0	73.73
89007	DELHI	JAIPUR	MUNGESHPUR	71	74.64	59	77.05	75.73	100	100	0	0	KARNAL	SMT. KUSUM KUMARI SINGH	0	67.97	0	76.29	0	71.12	0	81.25	0	71.4	0	68.84	0	77.56	0	0	0	0	0	81.98	0	56.73	0	68.16	0	60.65	0	75.8	0	83.56
49036	KARNATAKA	HYDERABAD	DHARWAD	78	73.06	38	80.92	75.63	100.00	100.00	0	0	DHARWAD	RAGHAVAN KAVALAN	0	75.45	0	81.82	0	81.03	0	80.76	0	0	0	0	0	0	0	0	0	0	0	84.53	0	44.4	0	70.71	0	59.23	0	72.73	0	74
39192	ARUNACHAL PRADESH	SHILLONG	LOHIT	75	73.06	46	79.24	75.41	100.00	100.00	0	0	DIBRUGARH	SH. C. HARI BABU	0	66.8	0	72.77	0	80.84	0	86.7	0	77.47	0	62.33	0	80.67	0	0	0	0	0	84.85	0	55.51	0	73.79	0	58.17	0	80.2	0	85.33
49032	KARNATAKA	HYDERABAD	YADAGERE	82	75.24	6	77.31	75.38	100.00	100.00	0	0	TELANGANA	M DRAVIDAMANI	0	59	0	80.17	0	68.83	0	84.83	0	0	0	0	0	0	0	0	0	0	0	87.5	0	46	0	67.86	0	55.89	0	77.21	0	82.91
34069	MAHARASHTRA	PUNE	NANDURBAR I	62	72.17	23	83.71	75.29	100.00	100.00	0	0	AHMEDNAG	MR. K.V.SURESH	0	77.67	0	78.35	0	86.74	0	88.47	0	0	0	0	0	0	0	0	0	0	0	83.74	0	58.76	0	70.54	0	60.71	0	69.48	0	62.77
39244	ASSAM	SHILLONG	GOLAGHAT	78	72.85	38	80.30	75.29	100.00	100.00	0	0	DIBRUGARH	SH. C. HARI BABU	0	72.45	0	69.21	0	79.75	0	85.42	0	89.21	0	58.93	0	82.64	0	0	0	0	0	82.47	0	54.43	0	61.37	0	55.95	0	74.4	0	83.55
14068	RAJASTHAN	JAIPUR	JAISALMER	82	71.47	73	79.27	75.14	100.00	100.00	0	0	JODHPUR	SH. SURESH KUMAR	0	77.25	0	74.2	0	76.2	0	81.23	0	81.33	0	0	0	0	0	88.69	0	87.35	0	65	0	0	0	74.37	0	67.06	0	67.48	0	70
39344	MANIPUR	SHILLONG	IMPHAL EAST	82	75.84	40	73.67	75.13	100.00	100.00	0	0	SHILLONG	SH. N. DHIREN SINGH	0	52.08	0	64.93	0	71	0	78.78	0	0	0	0	0	0	0	0	0	0	0	84.5	0	66.69	0	71.15	0	68.27	0	77.23	0	86.18
59252	UT	HYDERABAD	MIDDLE ANDAMAN	69	70.1	68	80.17	75.10	100.00	100.00	0	0	KERALA	M DRAVIDAMANI	0	73.65	0	79.97	0	77.5	0	81.94	0	75.03	0	65.92	0	89.42	0	78.59	0	83.91	0	84.57	0	59.52	0	79.1	0	59.9	0	74.86	0	70.06
39339	MANIPUR	SHILLONG	SENAPATI - I	71	68.11	76	81.47	75.02	100.00	100.00	0	0	SILCHAR	SH. S. K. SHARMA	0	51.26	0	75.03	0	70.58	0	84.67	0	84.86	0	0	0	0	0	86.47	0	88.19	0	83.79	0	0	0	51.27	0	57.63	0	66.83	0	84.68
44518	HARYANA	JAIPUR	ROHTAK	75	72.23	52	78.94	74.98	100.00	100.00	0	0	KARNAL	SMT. KUSUM KUMARI SINGH	0	69.03	0	80.42	0	78.47	0	90.4	0	63	0	68.56	0	75.88	0	0	0	0	0	84.88	0	0	0	67.47	0	62.17	0	66.21	0	79.2
39589	TRIPURA	SHILLONG	NORTH TRIPURA	78	73.88	20	78.92	74.91	100.00	100.00	0	0	SILCHAR	SH. S. K. SHARMA	0	77.1	0	68.35	0	80.3	0	84.1	0	0	0	0	0	0	0	0	0	0	0	84.5	0	57.1	0	76.17	0	65.15	0	74.35	0	87.18
24517	PB	CHANDIGARH	FARIDKOT	72	72.05	47	79.16	74.86	100.00	100.00	0	0	PUNJAB	SH. C.G. HOODA	0	76.3	0	65.71	0	82.18	0	72.14	0	75.57	0	73.87	0	81.97	0	0	0	0	0	86.09	0	0	0	57.5	0	49	0	71.85	0	68.51
49046	KARNATAKA	HYDERABAD	CHAMARAJNAGAR	80	70.83	43	82.26	74.83	100.00	100.00	0	0	DHARWAD	RAGHAVAN KAVALAN	0	71.91	0	82.93	0	79	0	89.53	0	0	0	0	0	0	0	0	0	0	0	85.81	0	48.4	0	64.17	0	54.95	0	74.69	0	70.96
44514	HARYANA	JAIPUR	PANCHKULA	79	72.44	77	76.96	74.67	100.00	100.00	0	0	KARNAL	SMT. KUSUM KUMARI SINGH	0	79	0	80.42	0	79.55	0	87.82	0	70.67	0	69.1	0	74.67	0	0	0	0	0	77.32	0	63.61	0	82.49	0	63.28	0	73.61	0	77.04
14077	RAJASTHAN	JAIPUR	SRI GANGANAGAR-I	68	67.41	68	81.89	74.65	100.00	100.00	0	0	JHUNJHUNU	SH. SURESH KUMAR	0	84.58	0	75	0	81.58	0	80.12	0	81.34	0	0	0	0	0	86.38	0	86.97	0	79.78	0	53.75	0	74.35	0	57.6	0	62.46	0	71.59
24507	PB	CHANDIGARH	TARAN TARAN	76	72.33	71	76.93	74.55	100.00	100.00	0	0	PUNJAB I	SH. V.P GUPTA	0	76.53	0	78.39	0	73.81	0	86.24	0	73.6	0	0	0	0	0	74.17	0	78.83	0	76.14	0	47.43	0	55.18	0	54.7	0	76.93	0	68.89
64046	UTTAR PRADESH	LUCKNOW	BAGPAT	76	73.92	61	75.20	74.49	100.00	100.00	0	0	AGRA	SH. N.P.RAJAN	0	75.65	0	68.58	0	70.64	0	84	0	63.32	0	65.04	0	75.32	0	0	0	0	0	85.25	0	52.89	0	71.28	0	59.62	0	71.11	0	84.18
39255	ASSAM	SHILLONG	NAGAON	66	72.09	39	78.15	74.34	100.00	100.00	0	0	GUWAHATI	SH. S. K. SHARMA	0	51.13	0	75.22	0	74.17	0	75.72	0	86.29	0	0	0	0	0	83.05	0	86	0	82.08	0	60.67	0	75.07	0	59.41	0	76.44	0	71.58
39248	ASSAM	SHILLONG	MORIGAON	63	73.68	29	75.66	74.30	100.00	100.00	0	0	GUWAHATI	SH. S. K. SHARMA	0	71.4	0	68.5	0	75.1	0	76.43	0	85.42	0	80.53	0	80.84	0	0	0	0	0	72.24	0	66.32	0	85.08	0	62.38	0	71.89	0	78.49
39342	MANIPUR	SHILLONG	CHANDEL	72	69.02	80	78.81	74.17	100.00	100.00	0	0	SHILLONG	SH. N. DHIREN SINGH	0	63.58	0	68.2	0	75.69	0	84.37	0	66.69	0	0	0	0	0	83.76	0	82.8	0	84.85	0	0	0	69.92	0	63.42	0	75.63	0	78.17
54058	MADHYA PRADESH	BHOPAL	DINDORI	78	73.75	65	74.38	74.04	100.00	100.00	0	0	JABALPUR	SMT. M. TRIPATHI	0	75.67	0	68.92	0	75.26	0	89.28	0	67.19	0	0	0	0	0	71.27	0	75.81	0	74.77	0	64.15	0	67.25	0	62.86	0	75.18	0	82.19
39237	ASSAM	SHILLONG	SIBSAGAR	78	70.34	59	78.59	73.89	100.00	100.00	0	0	DIBRUGARH	SH. C. HARI BABU	0	52.73	0	72.17	0	70.42	0	82.86	0	66.17	0	0	0	0	0	85.94	0	85.04	0	83.54	0	55.44	0	77.23	0	54.71	0	66.87	0	73.69
39204	ARUNACHAL PRADESH	SHILLONG	DIBANG VALLEY	15	64.29	24	79.88	73.88	100.00	100.00	0	0	DIBRUGARH	SH. C. HARI BABU	0	0	0	0	0	0	0	0	0	54.46	0	0	0	0	0	78.63	0	85.54	0	81.71	0	38.9	0	59.2	0	48.73	0	71.4	0	74.87

SCH CODE	STATE NAME	RO NAME	JNV	NUMBER OF STUDENTS APPEARED CLASS X	CLASS AVERAGE* (CLASS-X)	NUMBER OF STUDENTS APPEARED CLASS XII	CLASS AVERAGE (CLASS-XII)	SCHOOL AVERAGE	PASS % OF JNV (CLASS-X)	PASS % OF JNV (CLASS-XII)	FAILED+COMP+UFM X	FAILED+COMP+UFM XII	CLUSTER NAME	CLUSTER I/C	MATHS NO. FAIL	MATHS SUBJ AVG	PHYSICS NO. FAIL	PHYSICS SUBJ AVG	CHEMISTRY NO. FAIL	CHEMISTRY SUBJ AVG	BIOLOGY NO. FAIL	BIOLOGY SUBJ AVG	ECONOMICS NO. FAIL	ECONOMICS SUBJ AVG	ACCOUNTANCY NO. FAIL	ACCOUNTANCY SUBJ AVG	B.STD. NO. FAIL	B.STD SUBJ AVG	HISTORY NO. FAIL	HISTORY SUBJ AVG	GEOGRAPHY NO. FAIL	GEOGRAPHY SUBJ. AVG.	ENGLISH CORE NO. FAIL	ENGLISH CORE SUBJ. AVG.	MATHS - BASIC NO. FAIL	MATHS - BASIC SUBJ AVG	MATHS - STD NO. FAIL	MATHS - STD SUBJ AVG	SCIENCE NO. FAIL	SCIENCE SUBJ AVG	ENGLISH NO. FAIL	ENGLISH SUBJ AVG	S.SC. NO. FAIL	S.SC. SUBJ AVG
54041	MADHYA PRADESH	BHOPAL	RATLAM - I	77	72.22	74	74.78	73.47	100.00	100.00	0	0	BHOPAL	SH. M. MARIAPPAN	0	79.37	0	73	0	74.46	0	83.95	0	65.21	0	72.24	0	74.18	0	0	0	0	0	75.23	0	60.56	0	64.27	0	59.79	0	70.17	0	80.95
39580	SIKKIM	SHILLONG	WEST SIKKIM	69	69.61	22	85.27	73.40	100.00	100.00	0	0	GUWAHATI	SH. N. DHIREN SINGH	0	74.62	0	68.53	0	87.41	0	76.17	0	70.6	0	79.6	0	89.4	0	0	0	0	0	91.59	0	50	0	78.06	0	56.91	0	69	0	78.03
39190	ARUNACHAL PRADESH	SHILLONG	LOWER DIBANG VALLEY	72	68.2	41	81.36	72.97	100.00	100.00	0	0	DIBRUGARH	SH. C. HARI BABU	0	60.33	0	63.7	0	58.2	0	78.14	0	60.45	0	0	0	0	0	86.26	0	88.35	0	86.71	0	0	0	50.75	0	51.49	0	72.68	0	73.5
54023	MADHYA PRADESH	BHOPAL	DATIA	78	67.08	71	78.67	72.60	100.00	100.00	0	0	BHOPAL	SH. M. MARIAPPAN	0	72.41	0	81.91	0	82.65	0	77.64	0	74.44	0	68.84	0	75.2	0	0	0	0	0	81.08	0	55.82	0	64.02	0	59.47	0	64.44	0	62.01
39355	MIZORAM	SHILLONG	SERCHIP	29	67.77	57	74.92	72.51	100.00	100.00	0	0	SILCHAR	SH. S. K. SHARMA	0	76.78	0	66.87	0	83.87	0	84.67	0	64.48	0	0	0	0	0	79.07	0	79.17	0	71.61	0	56.06	0	50.67	0	68.8	0	62.77	0	75.4
69521	JHARKHAND	PATNA	SERAIKELA	79	71.28	83	73.31	72.32	100.00	100.00	0	0	RANCHI A	DR. D. K. MODI	0	67.82	0	72.24	0	75.5	0	83.44	0	56.53	0	0	0	0	0	79.49	0	75.31	0	78.41	0	55	0	74.6	0	59.14	0	68.14	0	82.84
39260	ASSAM	SHILLONG	BAITHALANGSO	42	68.38	15	80.37	71.54	100.00	100.00	0	0	DIBRUGARH	SH. C. HARI BABU	0	71.25	0	70.4	0	77.87	0	86.87	0	0	0	0	0	0	0	0	0	0	0	86.93	0	50.08	0	76.5	0	58.55	0	74.38	0	74.79
44516	HARYANA	JAIPUR	AMBALA	69	68.83	52	74.15	71.12	100.00	100.00	0	0	KARNAL	SMT. KUSUM KUMARI SINGH	0	75	0	73.6	0	70.28	0	77	0	76.22	0	0	0	0	0	71.96	0	78.37	0	70.21	0	48.56	0	73.83	0	52.41	0	69.99	0	79.81
39196	ARUNACHAL PRADESH	SHILLONG	CHANGLANG	80	67.38	58	76.08	71.04	100.00	100.00	0	0	DIBRUGARH	SH. C. HARI BABU	0	65.78	0	66	0	63.63	0	76.43	0	64.45	0	0	0	0	0	81.36	0	82.83	0	77.64	0	43.92	0	54.52	0	49.2	0	73.4	0	74.08
39323	MEGHALAYA	SHILLONG	WEST KHASI HILLS	77	68.51	30	76.85	70.85	100.00	100.00	0	0	SHILLONG	SH. N. DHIREN SINGH	0	54.33	0	72.13	0	82.31	0	67.25	0	86.14	0	51.43	0	81.21	0	0	0	0	0	80.77	0	50.9	0	60.6	0	46.67	0	81.12	0	90.06
39582	SIKKIM	SHILLONG	SOUTH SIKKIM	70	66.2	40	77.15	70.18	100.00	100.00	0	0	GUWAHATI	SH. N. DHIREN SINGH	0	60.06	0	66.11	0	78.22	0	77.5	0	83.07	0	0	0	0	0	90.86	0	89.5	0	78	0	48.32	0	66.39	0	52.41	0	69.03	0	76.21
39343	MANIPUR	SHILLONG	TAMENGLONG	74	65.87	31	80.09	70.07	100.00	100.00	0	0	SILCHAR	SH. S. K. SHARMA	0	0	0	0	0	0	0	0	0	68.13	0	0	0	0	0	84.74	0	85.71	0	79.1	0	0	0	53.76	0	61.93	0	69.08	0	85.11
14048	GUJARAT	PUNE	DANG	54	66.03	23	77.04	69.32	100.00	100.00	0	0	GANDHI NAGAR	SMT. R ANURADHA	0	0	0	0	0	0	0	0	0	83.17	0	62.3	0	80.83	0	0	0	0	0	77.22	0	64.05	0	92.64	0	48.8	0	55.89	0	76.39
39319	MEGHALAYA	SHILLONG	EAST GARO HILLS	48	59.42	59	76.14	68.64	100.00	100.00	0	0	SHILLONG	SH. N. DHIREN SINGH	0	51.94	0	63.34	0	74.72	0	74.86	0	72.4	0	0	0	0	0	82.4	0	82.63	0	78.34	0	50.92	0	60.83	0	51.02	0	64.02	0	71.29
79901	UT	HYDERABAD	MINYCOY	25	64.04	7	80.40	67.62	100.00	100.00	0	0	KERALA	M DRAVIDAMANI	0	66.33	0	74.57	0	81	0	82.57	0	0	0	0	0	0	0	0	0	0	0	94.29	0	36.62	0	41.83	0	56.16	0	75	0	71.08
39376	NAGALAND	SHILLONG	PEREN	61	65.4	22	72.88	67.38	100.00	100.00	0	0	SILCHAR	SH. S. K. SHARMA	0	60.33	0	61.41	0	66.68	0	69.41	0	0	0	0	0	0	0	0	0	0	0	86.36	0	49.27	0	56.41	0	63.85	0	81.15	0	71.08
39321	MEGHALAYA	SHILLONG	RIBHOI	73	62.16	69	70.61	66.27	100.00	100.00	0	0	SHILLONG	SH. N. DHIREN SINGH	0	51.5	0	70.36	0	63.77	0	75.05	0	52.03	0	0	0	0	0	82.53	0	77.37	0	76.12	0	44.22	0	56.66	0	51.12	0	71.55	0	71.49
39372	NAGALAND	SHILLONG	PHEK	17	61.89	34	66.79	65.16	100.00	100.00	0	0	DIBRUGARH	SH. C. HARI BABU	0	0	0	0	0	0	0	0	0	59.32	0	0	0	0	0	72.53	0	69.79	0	70.88	0	54	0	0	0	55.53	0	72.53	0	65.88
59205	UT	HYDERABAD	KARAIKAL	74	58.52	42	76.56	65.05	100.00	100.00	0	0	KERALA	M DRAVIDAMANI	0	62.76	0	79.24	0	77	0	80.59	0	0	0	0	0	0	0	0	0	0	0	79.36	0	44.3	0	62.77	0	53.42	0	57.46	0	63.58
39358	MIZORAM	SHILLONG	KOLASIB	21	58.87	34	66.93	63.85	100.00	100.00	0	0	SILCHAR	SH. S. K. SHARMA	0	62	0	0	0	0	0	0	0	55.71	0	65.08	0	69.58	0	74.36	0	72.27	0	68.09	0	51.11	0	55.25	0	43.86	0	54.48	0	60.67
39361	MIZORAM	SHILLONG	LAWNGTLAI	69	61.7	6	69.80	62.35	100.00	100.00	0	0	SILCHAR	SH. S. K. SHARMA	0	48.5	0	78.17	0	69.5	0	66.33	0	0	0	0	0	0	0	0	0	0	0	78.83	0	0	0	43.83	0	45.09	0	67.09	0	69.84
44803	HP	CHANDIGARH	SIRMOUR			42	87.27	87.27		100.00		0	HP	CAPT(RETD) TEENA DHIR	0	81.3	0	83.57	0	85	0	87.67	0	0	0	0	0	0	0	0	0	0	0	94.64										
34092	MAHARASHTRA	PUNE	PUNE	81	82.02	99	87.87	85.24	98.77	100.00	1	0	PUNE	MR. K.V.SURESH	0	75.3	0	84.04	0	90.31	0	92.91	0	0	0	0	0	0	0	0	0	0	0	85.4	1	62.67	0	82.68	0	69.59	0	80.07	0	86.73
14058	RAJASTHAN	JAIPUR	BARMER	76	80.67	72	88.47	84.46	98.68	100.00	1	0	JODHPUR	SH. SURESH KUMAR	0	87.09	0	86.03	0	89	0	84.17	0	87.5	0	0	0	0	0	92.5	0	91.82	0	85.28	1	38.75	0	79.06	0	64.62	0	78.42	0	93.43
19062	ODISHA	BHOPAL	KENDRAPADA	78	83.71	41	85.32	84.26	98.72	100.00	1	0	CUTTACK	SMT. NEELAM PANI	0	80.54	0	86.27	0	83.15	0	89.08	0	0	0	0	0	0	0	0	0	0	0	87.15	1	46.4	0	82.52	0	75.05	0	80.63	0	88.86
74009	UTTAR PRADESH	LUCKNOW	BANDA	40	82.36	40	84.31	83.34	97.50	100.00	1	0	LUCKNOW	MRS. SARITA	0	81.5	0	86.9	0	80.75	0	89.61	0	0	0	0	0	0	0	0	0	0	0	83	0	0	1	76.7	0	77.63	0	81.48	0	87.85
79020	KERALA	HYDERABAD	WYNAD	80	80.97	39	87.41	83.08	98.75	100.00	1	0	KERALA	M DRAVIDAMANI	0	83.03	0	89.49	0	81.92	0	87.18	0	0	0	0	0	0	0	0	0	0	0	95.44	1	45.07	0	72.94	0	67.16	0	84.99	0	87.74
49069	KARNATAKA	HYDERABAD	SOUTH CANARA	82	80.43	24	89.77	82.54	97.56	100.00	2	0	DHARWAD	RAGHAVAN KAVALAN	0	85.79	0	92.25	0	84.75	0	92.85	0	0	0	0	0	0	0	0	0	0	0	93.83	0	53.57	0	80.04	2	67.04	0	83.2	0	86.8
34054	MAHARASHTRA	PUNE	THANE	80	80.62	45	85.47	82.37	98.75	100.00	1	0	SANGLI	MR. K.V.SURESH	0	78.56	0	79.67	0	85.51	0	89.58	0	0	0	0	0	0	0	0	0	0	0	90.87	1	65.56	0	87.03	0	76.01	0	77.9	0	80.06
74001	UTTAR PRADESH	LUCKNOW	ALLAHABAD	79	78.14	127	84.46	82.04	98.73	100.00	1	0	HARIDWAR	SH. P. R. PRASAD	0	77.7	0	89.3	0	82.4	0	83.53	0	0	0	0	0	0	0	0	0	0	0	84.51	0	61.86	0	79.43	1	66.58	0	73.86	0	88.24
14074	RAJASTHAN	JAIPUR	NAGAUR	76	78.12	73	85.24	81.61	98.68	100.00	1	0	JHUNJHUNU	SH. SURESH KUMAR	0	78.05	0	76	0	86.71	0	89.95	0	89	0	0	0	0	0	92.71	0	93.06	0	77.63	0	77.53	0	86.02	1	63.37	0	67.68	0	87.51
34047	MAHARASHTRA	PUNE	NANDED	81	82.52	34	79.36	81.59	98.77	100.00	1	0	AMRAVATI	MR. ASHOK SALI	0	73.65	0	75.35	0	81.88	0	81.65	0	0	0	0	0	0	0	0	0	0	0	81.32	0	63.07	1	83.75	0	74.62	0	79.94	0	86.85
69071	BIHAR	PATNA	ROHTAS			44	81.55	81.55		100.00	0	0	PATNA-B	DR. B.K.SINHA	0	76.33	0	82.18	0	78.48	0	83.24	0	0	0	0	0	0	0	0	0	0	0	78.36										
64037	UTTAR PRADESH	LUCKNOW	AGRA	76	77.77	53	86.34	81.29	98.68	100.00	1	0	AGRA	SH. N.P.RAJAN	0	78.22	0	81.12	0	88.97	0	85.86	0	0	0	0	0	0	0	0	0	0	0	87.4	0	61	0	79.73	1	63.55	0	73.62	0	88.13
14037	GUJARAT	PUNE	PATAN	79	76.74	46	88.86	81.20	98.73	100.00	1	0	AHMEDABAD	SMT. R ANURADHA	0	89	0	86.98	0	89.98	0	92.59	0	0	0	0	0	0	0	0	0	0	0	85.15	0	57.88	0	83.44	1	62.13	0	73.01	0	87.62
69038	BIHAR	PATNA	SIWAN	43	78.85	27	84.70	81.11	95.35	100.00	2	0	PATNA	DR. B.K.SINHA	0	78.82	0	83.56	0	86.67	0	94.4	0	0	0	0	0	0	0	0	0	0	0	85.48	0	68.68	0	79.19	2	67.19	0	79.16	0	85.86
19071	ODISHA	BHOPAL	KALAHANDI	80	78.82	86	82.83	80.90	97.50	100.00	2	0	CUTTACK	SMT. NEELAM PANI	0	69.94	0	73.68	0	78.58	0	84.76	0	83.83	0	0	0	0	0	79.9	0	89.29	0	88.36	1	42.56	0	76.97	1	67.64	0	83.71	0	78.73
19080	ODISHA	BHOPAL	GANJAM	83	80.03	54	82.01	80.81	98.80	100.00	1	0	CUTTACK	SMT. NEELAM PANI	0	78.12	0	86.91	0	78.7	0	81.37	0	77.55	0	69.64	0	79.82	0	0	0	0	0	88.46	0	47.71	0	83.45	1	67.98	0	80.51	0	78.35
19057	ODISHA	BHOPAL	ANGUL	82	79.95	45	82.36	80.80	98.78	100.00	1	0	CUTTACK	SMT. NEELAM PANI	0	72.93	0	81.36	0	81.13	0	90.8	0	0	0	0	0	0	0	0	0	0	0	88.38	0	43.5	0	73.45	1	66.11	0	80.79	0	88.02
69033	BIHAR	PATNA	AURANGABAD	75	80.04	37	82.28	80.78	97.33	100.00	2	0	PATNA	DR. B.K.SINHA	0	75	0	83.16	0	85.3	0	86.53	0	0	0	0	0	0	0	0	0	0	0	79.03	0	0	1	72.96	1	69.67	0	79.08	0	92.71
34056	MAHARASHTRA	PUNE	NAGPUR	77	79.98	36	82.34	80.73	98.70	100.00	1	0	AMRAVATI	MR. ASHOK SALI	0	75.41	0	81.28	0	84.36	0	87.35	0	0	0	0	0	0	0	0	0	0	0	81.36	1	59.08	0	83.41	1	71.05	0	74.82	0	87.69
34064	MAHARASHTRA	PUNE	YAVATMAL	78	78.95	46	83.40	80.60	97.44	100.00	2	0	AMRAVATI	MR. ASHOK SALI	0	78.5	0	80.72	0	84.15	0	82.06	0	0	0	0	0	0	0	0	0	0	0	86.57	0	0	1	71.72	1	65.87	0	75.86	0	87.94
74025	UTTAR PRADESH	LUCKNOW	JAUNPUR	39	77.55	48	82.49	80.28	97.44	100.00	1	0	HARIDWAR	SH. P. R. PRASAD	0	66.13	0	82.06	0	78.5	0	87.33	0	0	0	0	0	0	0	0	0	0	0	78.77	1	51.8	0	79.5	0	68.1	0	73.05	0	83.46
14081	RAJASTHAN	JAIPUR	YONK	78	78.67	78	81.86	80.27	98.72	100.00	1	0	SAWAI MADHOPUR	SH. SURESH KUMAR	0	79.48	0	80.08	0	82.74	0	90.95	0	75.13	0	0	0	0	0	88.03	0	82.97	0	78.14	0	65.39	0	87.25	1	67.83	0	76.51	0	77.56
69537	JHARKHAND	PATNA	GARHWA	41	76.51	38	83.93	80.08	97.56	100.00	1	0	RANCHI A	DR. D. K. MODI	0	83.47	0	81.53	0	86.84	0	85.37	0	0	0	0	0	0	0	0	0	0	0	81.53	0	0	1	71.1	0	64.73	0	77.98	0	86.46
84075	UTTARAKHAND	LUCKNOW	BAGESHWAR	42	78.44	43	81.47	79.97	97.62	100.00	1	0	HARIDWAR	SH. P. R. PRASAD	0	77.4	0	80	0	78.51	0	78.77	0	0	0	0	0	0	0	0	0	0	0	88.74	1	45.69	0	78	0	69.64	0	80.79	0	86.24
34073	MAHARASHTRA	PUNE	SANGLI	81	79.92	39	79.79	79.88	98.77	100.00	1	0	SANGLI	MR. K.V.SURESH	0	74.26	0	77.38	0	78.38	0	85.35	0	0	0	0	0	0	0	0	0	0	0	83.64	0	68.57	0	76.98	1	65.99	0	78.15	0	85.83

SCH CODE	STATE NAME	RO NAME	JNV	NUMBER OF STUDENTS APPEARED CLASS X	CLASS AVERAGE* (CLASS-X)	NUMBER OF STUDENTS APPEARED CLASS XII	CLASS AVERAGE (CLASS-XII)	SCHOOL AVERAGE	PASS % OF JNV (CLASS-X)	PASS % OF JNV (CLASS-XII)	FAILED+COMP+UFM X	FAILED+COMP+UFM XII	CLUSTER NAME	CLUSTER I/C	MATHS NO. FAIL	MATHS SUBJ AVG	PHYSICS NO. FAIL	PHYSICS SUBJ AVG	CHEMISTRY NO. FAIL	CHEMISTRY SUBJ AVG	BIOLOGY NO. FAIL	BIOLOGY SUBJ AVG	ECONOMICS NO. FAIL	ECONOMICS SUBJ AVG	ACCOUNTANCY NO. FAIL	ACCOUNTANCY SUBJ AVG	B.STD. NO. FAIL	B.STD SUBJ AVG	HISTORY NO. FAIL	HISTORY SUBJ AVG	GEOGRAPHY NO. FAIL	GEOGRAPHY SUBJ. AVG.	ENGLISH CORE NO. FAIL	ENGLISH CORE SUBJ. AVG.	MATHS - BASIC NO. FAIL	MATHS - BASIC SUBJ AVG	MATHS - STD NO. FAIL	MATHS - STD SUBJ AVG	SCIENCE NO. FAIL	SCIENCE SUBJ AVG	ENGLISH NO. FAIL	ENGLISH SUBJ AVG	S.SC. NO. FAIL	S.SC. SUBJ AVG
54053	MADHYA PRADESH	BHOPAL	VIDISHA	78	78.73	70	81.03	79.82	94.87	100.00	4	0	JABALPUR	SMT. M. TRIPATHI	0	77.88	0	79.8	0	78.26	0	91.06	0	78.83	0	70.09	0	81	0	0	0	0	0	85.13	4	54.98	0	88.96	0	75.53	0	74.59	0	86.71
19186	W.BENGAL	PATNA	NADIA	76	78.85	44	81.09	79.67	97.37	100.00	2	0	BURDWAN-	SH. S. RADHAKRISHNAN	0	75.13	0	80.86	0	79.48	0	87.63	0	76.47	0	0	0	0	0	74.13	0	82.87	0	83.43	0	0	0	71.68	2	72.21	0	80.93	0	78.66
69012	BIHAR	PATNA	W. CHAMPARAN	77	79.05	43	80.73	79.65	98.70	100.00	1	0	PATNA A	DR. B.K.SINHA	0	73.63	0	76.88	0	74.93	0	85.37	0	0	0	0	0	0	0	0	0	0	0	85.79	0	0	0	75.04	1	70.21	0	77.48	0	79.31
69035	BIHAR	PATNA	VAISHALI	80	76.3	70	83.38	79.60	95.00	100.00	4	0	PATNA	DR. B.K.SINHA	0	74.97	0	80.17	0	84.09	0	91.89	0	81.97	0	0	0	0	0	85.23	0	86.86	0	77.09	2	55.35	0	77.32	2	58.84	0	75.23	0	83.71
54036	MADHYA PRADESH	BHOPAL	MORENA	83	76.34	85	82.42	79.42	98.80	100.00	1	0	BHOPAL	SH. M. MARIAPPAN	0	80.15	0	85.12	0	84.67	0	89.36	0	80.53	0	0	0	0	0	76.98	0	83.16	0	81.81	0	56.43	0	79	1	66.14	0	69.35	0	86.52
74012	UTTAR PRADESH	LUCKNOW	CHANDAULI	82	79.5	32	79.15	79.40	97.56	100.00	2	0	LUCKNOW	MRS. SARITA	0	74.81	0	75	0	79.28	0	88.67	0	0	0	0	0	0	0	0	0	0	0	83.72	1	66.92	0	80.96	0	72.86	0	75.89	0	88.33
69534	JHARKHAND	PATNA	HAZARIBAGH	85	77.86	33	82.76	79.23	98.82	100.00	1	0	RANCHI A	DR. D. K. MODI	0	80.74	0	75.18	0	76.42	0	84.4	0	0	0	0	0	0	0	0	0	0	0	85.09	1	55.08	0	82.33	1	68.94	0	72.74	0	86.88
54038	MADHYA PRADESH	BHOPAL	PANNA	78	74.63	83	83.42	79.16	98.72	100.00	1	0	JABALPUR	SMT. M. TRIPATHI	0	82.23	0	82.44	0	84.33	0	93.53	0	88.84	0	0	0	0	0	74.39	0	86.16	0	80.49	0	0	0	66.17	1	64.01	0	68.68	0	85.82
19072	ODISHA	BHOPAL	MAYURBHANJ	81	81.45	45	74.92	79.12	98.77	100.00	1	0	CUTTACK	SMT. NEELAM PANI	0	66.9	0	71.07	0	73.02	0	85.15	0	0	0	0	0	0	0	0	0	0	0	80.27	1	49	0	77.4	1	69.32	0	80	0	88.02
29030	DELHI	JAIPUR	JAFFARPURKALAN	74	76.09	67	82.34	79.06	98.65	100.00	1	0	KARNAL	SMT. KUSUM KUMARI SINGH	0	73.79	0	83.09	0	86.94	0	82.82	0	70.77	0	0	0	0	0	79.49	0	85.37	0	85.78	1	56.06	0	72.86	1	65.81	0	72.59	0	85.42
44515	HARYANA	JAIPUR	KARNAL	72	75.56	73	82.38	78.99	97.22	100.00	2	0	KARNAL	SMT. KUSUM KUMARI SINGH	0	83.76	0	83.52	0	83.52	0	91.46	0	79.35	0	78.5	0	81.88	0	0	0	0	0	81.99	2	66.21	0	86.96	1	68.17	0	72.43	0	73.28
49038	KARNATAKA	HYDERABAD	KODAGU	83	76.55	61	82.23	78.96	97.59	100.00	2	0	DHARWAD	RAGHAVAN KAVALAN	0	74.77	0	81.63	0	81.48	0	86	0	0	0	64.48	0	0	0	0	0	0	0	87	1	57	0	74.58	1	68.14	0	84.55	0	84.18
14045	GUJARAT	PUNE	BANASKANTHA	73	77.16	26	83.95	78.94	97.26	100.00	2	0	AHMEDABAD	SMT. R ANURADHA	0	90.3	0	78.44	0	88.69	0	86.56	0	86.9	0	76.7	0	84.1	0	0	0	0	0	80.92	0	68.64	0	89.46	2	68.95	0	70.26	0	81.67
44520	HARYANA	JAIPUR	GURUGRAM	70	76.8	61	81.01	78.76	98.57	100.00	1	0	JHUNJHUNU	SH. SURESH KUMAR	0	78.3	0	79.45	0	77.17	0	76.5	0	73.58	0	0	0	0	0	87.85	0	83.94	0	81.68	0	33	0	74.93	1	60.96	0	75.04	0	89.91
84043	UTTARAKHAND	LUCKNOW	UTTARKASHI	80	75.56	66	82.50	78.70	98.75	100.00	1	0	HARIDWAR	SH. P. R. PRASAD	0	75.41	0	78.15	0	78.1	0	82.5	0	85.94	0	81.78	0	87.5	0	0	0	0	0	90.2	0	61.91	0	67.64	1	64.34	0	76.53	0	84.68
19078	ODISHA	BHOPAL	PHULBANI	71	77.65	79	79.51	78.63	98.59	100.00	1	0	CUTTACK	SMT. NEELAM PANI	0	80.29	0	72.5	0	80.5	0	82.52	0	68.05	0	0	0	0	0	80.78	0	82.95	0	83.46	1	57.48	0	76.64	0	66.17	0	75.92	0	86.25
54061	MADHYA PRADESH	BHOPAL	GUNA	42	74.41	49	81.97	78.48	97.62	100.00	1	0	BHOPAL	SH. M. MARIAPPAN	0	80.87	0	80.36	0	82.68	0	94.71	0	72.74	0	0	0	0	0	85.93	0	85.63	0	80.1	1	50.33	0	80.04	0	68.62	0	67.26	0	78.43
74032	UTTAR PRADESH	LUCKNOW	LAKHIMPUR KHIRI	76	77.32	43	80.34	78.41	97.37	100.00	2	0	LUCKNOW	MRS. SARITA	0	73.17	0	84.91	0	72.77	0	80.57	0	0	0	0	0	0	0	0	0	0	0	86.72	0	0	1	66.62	1	66.3	0	79.63	0	84.7
24520	PB	CHANDIGARH	MOHALI	74	76.99	66	79.92	78.37	95.95	100.00	3	0	PUNJAB I	SH. C.G. HOODA	0	66.82	0	77.41	0	71.14	0	92.14	0	74.7	0	0	0	0	0	80.89	0	85.73	0	84.29	2	56.13	0	78.04	0	72.64	0	68.11	0	82.86
14049	GUJARAT	PUNE	AMRELI	70	77.97	20	79.36	78.28	98.57	100.00	1	0	AHMEDABAD	SMT. R ANURADHA	0	70.11	0	78.75	0	77.75	0	86.91	0	0	0	0	0	0	0	0	0	0	0	81.35	1	57.09	0	72.1	0	68.03	0	73.11	0	81.94
54039	MADHYA PRADESH	BHOPAL	RAJGARH	80	75.49	78	80.97	78.20	98.75	100.00	1	0	BHOPAL	SH. M. MARIAPPAN	0	86.26	0	78.15	0	81.87	0	85.94	0	77.79	0	0	0	0	0	78.54	0	82.97	0	80.94	0	56.74	0	66.04	0	68.61	0	71.25	0	82.81
44509	HARYANA	JAIPUR	BHIWANI	79	78.37	59	77.82	78.13	98.73	100.00	1	0	JHUNJHUNU	SH. SURESH KUMAR	0	80.75	0	79.68	0	78.38	0	87.08	0	70.55	0	70.86	0	75.36	0	0	0	0	0	76.34	0	62.4	0	80.22	1	66.16	0	77.56	0	86.08
49039	KARNATAKA	HYDERABAD	BIDAR	84	77.87	17	79.24	78.10	98.81	100.00	1	0	TELANGANA	RAGHAVAN KAVALAN	0	65.4	0	82.06	0	81	0	75.29	0	0	0	0	0	0	0	0	0	0	0	88.59	0	51	0	69.34	1	66.36	0	77.64	0	89.93
84034	UTTARAKHAND	LUCKNOW	ALMORA	82	74.45	78	81.80	78.03	98.78	100.00	1	0	HARIDWAR	SH. P. R. PRASAD	0	75.19	0	81.02	0	78.3	0	89.36	0	82.74	0	0	0	0	0	81	0	85.6	0	82.23	1	51.52	0	63.7	0	65.01	0	73.77	0	83.85
69022	BIHAR	PATNA	SUPAUL	82	75.79	21	86.61	78.00	96.34	100.00	3	0	KATIHAR	DR. B.K.SINHA	0	79.63	0	82.86	0	87.57	0	93.79	0	0	0	0	0	0	0	0	0	0	0	86.1	0	0	2	68.94	1	77.35	0	69.39	0	79.95
19005	CHHATTISGARH	BHOPAL	KABIRDHAM	81	75.7	33	83.58	77.98	98.77	100.00	1	0	JABALPUR	SMT. M. TRIPATHI	0	85.06	0	76.61	0	83.55	0	91.18	0	0	0	0	0	0	0	0	0	0	0	84.33	0	56.85	0	78.77	1	66.8	0	74.16	0	87.33
24910	J&K	CHANDIGARH	KARGIL	39	75.71	36	80.31	77.92	97.44	100.00	1	0	J&K-1	MR. ZAHOOR AHMAD	0	80.76	0	75.5	0	70.28	0	86.89	0	0	0	0	0	0	0	0	0	0	0	79.86	1	62.52	0	74.93	1	68.59	0	81.92	0	83.62
54052	MADHYA PRADESH	BHOPAL	UJJAIN - I	80	74.43	59	82.52	77.86	98.75	100.00	1	0	BHOPAL	SH. M. MARIAPPAN	0	86.88	0	82.44	0	82.84	0	90	0	84.3	0	70.85	0	81.74	0	0	0	0	0	81.27	0	64.55	0	80.83	1	60.16	0	72.1	0	80.18
69539	JHARKHAND	PATNA	KODERMA	78	77.53	64	78.27	77.86	98.72	100.00	1	0	RANCHI	DR. D. K. MODI	0	75.54	0	75.78	0	83.44	0	84.33	0	0	0	0	0	0	0	0	0	0	0	76.88	1	62.35	0	78.85	0	73.6	0	76.87	0	82.86
14061	RAJASTHAN	JAIPUR	BUNDI	74	75.16	38	82.91	77.79	98.65	100.00	1	0	SAWAI MADHOPUR	SH. SURESH KUMAR	0	83.24	0	78.18	0	88.18	0	92.71	0	0	0	0	0	0	0	0	0	0	0	76.68	0	71.1	0	83.46	1	65.05	0	63.82	0	82.57
69532	JHARKHAND	PATNA	BOKARO	82	73.57	40	86.41	77.78	96.34	100.00	3	0	RANCHI B	DR. D. K. MODI	0	82.19	0	82.07	0	79.73	0	93.5	0	0	0	0	0	0	0	0	0	92.5	0	87.48	0	0	1	63.87	2	66.39	0	72.99	0	81.88
74033	UTTAR PRADESH	LUCKNOW	LALITPUR	74	75.14	78	79.77	77.52	97.30	100.00	2	0	LUCKNOW	MRS. SARITA	0	75.57	0	82.42	0	80.73	0	84.17	0	72.27	0	0	0	0	0	84.18	0	83.27	0	76.91	2	54.95	0	78.4	0	65.88	0	68.36	0	80.32
84069	UTTARAKHAND	LUCKNOW	CHAMOLI	38	77.83	30	76.63	77.30	94.74	100.00	2	0	HARIDWAR	SH. P. R. PRASAD	0	73.36	0	72.7	0	70.3	0	81.75	0	0	0	0	0	0	0	0	0	0	0	85.53	0	0	2	65.08	0	73.92	0	80.97	0	82.34
69013	BIHAR	PATNA	GAYA - I	70	75.82	26	81.25	77.29	98.57	100.00	1	0	PATNA	DR. B.K.SINHA	0	74.67	0	83.54	0	81.31	0	90.88	0	0	0	0	0	0	0	0	0	0	0	82.73	0	55.85	0	78.95	1	63.07	0	68.63	0	77.33
39252	ASSAM	SHILLONG	CHIRANG	80	75.95	30	80.53	77.20	97.50	100.00	2	0	GUWAHATI	SH. C. HARI BABU	0	75.81	0	77.1	0	84.63	0	79.29	0	0	0	0	0	0	0	0	0	0	0	82.43	1	63.65	0	78.48	2	61.49	0	80.68	0	82.96
54033	MADHYA PRADESH	BHOPAL	KHARGONE	81	73.53	45	83.79	77.19	96.30	100.00	3	0	BHOPAL	SH. M. MARIAPPAN	0	82.04	0	77.73	0	88.49	0	89.05	0	0	0	0	0	0	0	0	0	0	0	81.56	3	54.55	0	75.16	0	60.85	0	73.38	0	79.86
39253	ASSAM	SHILLONG	DHEMAJI	81	73.02	37	86.31	77.19	97.53	100.00	2	0	GUWAHATI	SH. C. HARI BABU	0	67.08	0	82.58	0	82.92	0	87.14	0	88.79	0	0	0	0	0	91.5	0	92.43	0	86.55	1	56.03	0	65.9	2	57.43	0	72.38	0	88.44
69028	BIHAR	PATNA	KATIHAR	81	73.56	67	81.46	77.14	97.53	100.00	2	0	KATIHAR	SH. S. RADHAKRISHNAN	0	72.44	0	74.1	0	73.6	0	92.46	0	77.3	0	0	0	0	0	81.57	0	83.76	0	79.45	0	64.71	1	73.41	1	62.36	0	75.27	0	79.71
69076	BIHAR	PATNA	LAKHISARAI	43	74	32	81.20	77.07	97.67	100.00	1	0	PATNA	DR. D. K. MODI	0	67.37	0	75.97	0	87.81	0	79.4	0	0	0	0	0	0	0	0	0	0	0	81.66	1	43.6	0	69.82	0	65.44	0	74.72	0	83.93
24515	PB	CHANDIGARH	HOSHIARPUR	77	73.45	66	81.23	77.04	98.70	100.00	1	0	PUNJAB I	SH. V.P GUPTA	0	71.38	0	81.67	0	80.11	0	89.67	0	77.77	0	75.03	0	81.8	0	0	0	0	0	86.05	0	53.63	0	67.22	1	63.19	0	69.01	0	76.53
39241	ASSAM	SHILLONG	KOKRAJHAR	80	77.51	31	75.68	77.00	98.75	100.00	1	0	GUWAHATI	SH. C. HARI BABU	0	65.13	0	68.5	0	76.5	0	80.33	0	57.69	0	62.77	0	73.15	0	0	0	0	0	85	0	47.83	1	79.2	0	62.58	0	75.85	0	83.85
44503	HARYANA	JAIPUR	HISSAR	75	77.81	61	75.82	76.92	98.67	100.00	1	0	JHUNJHUNU	SH. SURESH KUMAR	0	70.23	0	80	0	73.45	0	74.14	0	72.88	0	74.2	0	75.93	0	0	0	0	0	80.26	1	56.21	0	83.26	0	63.89	0	79.16	0	85.92
69039	BIHAR	PATNA	SARAN	75	75.5	59	78.67	76.90	94.67	100.00	4	0	PATNA	DR. B.K.SINHA	0	70.83	0	78.05	0	77.98	0	86.18	0	62.89	0	64.63	0	74.42	0	0	0	0	0	75.97	0	0	2	66.69	2	63.93	0	78.17	0	87.97
19060	ODISHA	BHOPAL	BOUDH	81	75.86	35	78.79	76.74	97.53	100.00	2	0	CUTTACK	SMT. NEELAM PANI	0	76.38	0	75.49	0	78.11	0	80.09	0	0	0	0	0	0	0	0	0	0	0	84.77	1	42.73	0	76.91	2	62.89	0	75.59	0	82.22
44805	HP	CHANDIGARH	CHAMBA	75	72.4	69	81.44	76.73	98.67	100.00	1	0	HP	CAPT(RETD) TEENA DHIR	0	71.67	0	78.25	0	83.44	0	90.95	0	78.19	0	0	0	0	0	81.22	0	82.22	0	79.91	0	64.87	0	81.48	0	59.23	0	75.43	0	67.45
19012	CHHATTISGARH	BHOPAL	BASTAR	73	73.56	33	83.71	76.72	97.26	100.00	2	0	RAIPUR	SH. N. K. PATEL	0	80.18	0	73.58	0	85.42	0	93.55	0	0	0	0	0	0	0	0	0	0	0	83.91	1	67.78	0	78.27	2	61.03	0	73.59	0	80.19
19177	W.BENGAL	PATNA	ALIPURDWAR	77	75.28	64	78.36	76.68	98.70	100.00	1	0	BURDWAN-	SH. S. RADHAKRISHNAN	0	62.39	0	76	0	75.66	0	93.68	0	79.84	0	0	0	0	0	78.56	0	81.38	0	78.63	1	57.19	0	69.37	1	68.86	0	77.35	0	77.61

SCH CODE	STATE NAME	RO NAME	JNV	NUMBER OF STUDENTS APPEARED CLASS X	CLASS AVERAGE* (CLASS-X)	NUMBER OF STUDENTS APPEARED CLASS XII	CLASS AVERAGE (CLASS-XII)	SCHOOL AVERAGE	PASS % OF JNV (CLASS-X)	PASS % OF JNV (CLASS-XII)	FAILED+COMP+UFM X	FAILED+COMP+UFM XII	CLUSTER NAME	CLUSTER I/C	MATHS NO. FAIL	MATHS SUBJ AVG	PHYSICS NO. FAIL	PHYSICS SUBJ AVG	CHEMISTRY NO. FAIL	CHEMISTRY SUBJ AVG	BIOLOGY NO. FAIL	BIOLOGY SUBJ AVG	ECONOMICS NO. FAIL	ECONOMICS SUBJ AVG	ACCOUNTANCY NO. FAIL	ACCOUNTANCY SUBJ AVG	B.STD. NO. FAIL	B.STD SUBJ AVG	HISTORY NO. FAIL	HISTORY SUBJ AVG	GEOGRAPHY NO. FAIL	GEOGRAPHY SUBJ. AVG.	ENGLISH CORE NO. FAIL	ENGLISH CORE SUBJ. AVG.	MATHS - BASIC NO. FAIL	MATHS - BASIC SUBJ AVG	MATHS - STD NO. FAIL	MATHS - STD SUBJ AVG	SCIENCE NO. FAIL	SCIENCE SUBJ AVG	ENGLISH NO. FAIL	ENGLISH SUBJ AVG	S.SC NO. FAIL	S.SC SUBJ AVG
69016	BIHAR	PATNA	BEGUSARAI	79	75.1	73	78.31	76.64	96.20	100.00	3	0	KATIHAR-	DR. D. K. MODI	0	77.11	0	77.44	0	77.23	0	75.93	0	68.32	0	0	0	0	0	81.94	0	82.29	0	79.59	1	50.96	0	76.96	2	60.13	0	76.87	0	85.82
49023	KARNATAKA	HYDERABAD	SHIMOGA	79	72.1	76	81.19	76.56	98.73	100.00	1	0	DHARWAD	RAGHAVAN KAVALAN	0	75.36	0	84.55	0	79.4	0	89.89	0	76.21	0	69.5	0	80.29	0	0	0	0	0	83.84	1	56.41	0	72.24	0	62.8	0	75.82	0	79.27
44505	HARYANA	JAIPUR	SIRSA	79	72.22	75	81.02	76.51	97.47	100.00	2	0	JHUNJHUNU	SH. SURESH KUMAR	0	86.21	0	75	0	81.42	0	83.14	0	71.19	0	80.3	0	81.05	0	0	0	0	0	79.25	0	65.93	1	81.34	1	61.53	0	66.18	0	74.46
44519	HARYANA	JAIPUR	FATEHABAD	78	73.03	64	80.73	76.50	98.72	100.00	1	0	JHUNJHUNU	SH. SURESH KUMAR	0	80.26	0	77.27	0	84.47	0	86.64	0	81.88	0	73.62	0	81.47	0	0	0	0	0	78.95	0	0	0	76.23	1	63.08	0	64.77	0	79.62
69025	BIHAR	PATNA	NAWADA	81	75.37	14	81.84	76.32	97.53	100.00	2	0	NAWADA	DR. B.K.SINHA	0	74.75	0	81.43	0	82.21	0	82.5	0	0	0	0	0	0	0	0	0	0	0	85.57	2	47.68	0	71.05	0	68.98	0	72.53	0	86.31
74002	UTTAR PRADESH	LUCKNOW	AMBEDKAR NAGAR	41	77.48	26	74.22	76.21	97.56	100.00	1	0	LUCKNOW	MRS. SARITA	0	64.36	0	70.5	0	76.96	0	86.25	0	0	0	0	0	0	0	0	0	0	0	80.15	0	68.78	0	74.94	0	69.8	0	77.02	0	84.93
24503	PB	CHANDIGARH	MUKTSAR	77	74.34	70	78.11	76.14	98.70	100.00	1	0	PUNJAB I	SH. C.G. HOODA	0	72.56	0	75.62	0	77.21	0	87.11	0	75.25	0	0	0	0	0	80.94	0	82.67	0	76.03	0	60.94	0	73.05	1	50.96	0	74.29	0	78.9
54046	MADHYA PRADESH	BHOPAL	ANUPPUR	78	72.63	71	79.78	76.04	98.72	100.00	1	0	JABALPUR	SMT. M. TRIPATHI	0	84	0	75.82	0	91.08	0	80.96	0	85.44	0	69.13	0	80.5	0	0	0	0	0	73.18	0	50.35	0	68.71	1	53.51	0	68.55	0	89.9
14041	GUJARAT	PUNE	ARVALLI	70	71.82	62	80.63	75.96	97.14	100.00	2	0	AHMEDABAD	SMT. R ANURADHA	0	83.8	0	79.41	0	88.63	0	83.37	0	64.4	0	0	0	0	0	84.27	0	80.97	0	79.27	0	51.2	0	78.28	2	62.81	0	63.7	0	80.66
49066	KARNATAKA	HYDERABAD	GADAG	81	75.26	14	79.93	75.95	98.77	100.00	1	0	DHARWAD	RAGHAVAN KAVALAN	0	67.93	0	84.07	0	78.07	0	82.21	0	0	0	0	0	0	0	0	0	0	0	87.36	0	54.45	1	64.46	0	64.32	0	78.57	0	86.69
54044	MADHYA PRADESH	BHOPAL	SATNA	79	72.91	69	79.03	75.76	96.20	100.00	3	0	JABALPUR	SMT. M. TRIPATHI	0	73.22	0	86	0	74.45	0	86.4	0	80.11	0	0	0	0	0	74.15	0	79.48	0	76.65	0	0	1	65.15	3	57.86	1	66.05	0	90.52
14042	GUJARAT	PUNE	BHAVNAGAR	68	72.9	41	79.94	75.55	98.53	100.00	1	0	AHMEDABAD	SMT. R ANURADHA	0	76.1	0	75.26	0	76.05	0	80.11	0	83.27	0	78.5	0	84	0	0	0	0	0	79.68	1	56.52	0	82.38	0	68.53	0	65.75	0	71.93
24914	J&K	CHANDIGARH	POONCH	39	69.68	42	80.89	75.49	97.44	100.00	1	0	J&K-1	SH. V.P GUPTA	0	69.75	0	76.91	0	83.18	0	87.88	0	69.35	0	0	0	0	0	79.39	0	84.45	0	76.86	0	57.71	0	62.91	1	54.64	0	78.1	0	72.87
14043	GUJARAT	PUNE	VADODARA	77	72.79	45	80.01	75.45	98.70	100.00	1	0	GANDHI NAGAR	MR. K.V.SURESH	0	80.52	0	75.22	0	82.16	0	87.42	0	0	0	0	0	0	0	0	0	0	0	75.82	1	50.71	0	78.06	0	62.03	0	69.49	0	80.53
69054	BIHAR	PATNA	JAMUI	80	73.83	46	77.99	75.35	96.25	100.00	3	0	KATIHAR-	DR. D. K. MODI	0	70.54	0	78.75	0	84.96	0	91.64	0	75.5	0	0	0	0	0	78.14	0	78.27	0	70.33	1	53.55	1	73.82	2	63.99	1	69.76	0	87.13
54029	MADHYA PRADESH	BHOPAL	INDORE	80	71.58	86	78.85	75.35	97.50	100.00	2	0	BHOPAL	SH. M. MARIAPPAN	0	80.92	0	75.29	0	73.88	0	78.94	0	83.77	0	0	0	0	0	74.57	0	83.7	0	77.37	1	57.41	0	71.61	1	54.55	0	72.84	0	83.11
44501	HARYANA	JAIPUR	PANIPAT	77	71.85	58	79.94	75.33	97.40	100.00	2	0	KARNAL	SMT. KUSUM KUMARI SINGH	0	80.38	0	81.31	0	83.28	0	88.45	0	77.31	0	69.46	0	77.58	0	0	0	0	0	76.78	0	64.14	0	79.49	2	58.19	0	72.64	0	72.68
54048	MADHYA PRADESH	BHOPAL	SIDHI	81	69	80	81.57	75.25	96.30	100.00	3	0	JABALPUR	SMT. M. TRIPATHI	0	81.33	0	78.03	0	86.69	0	88.89	0	83.3	0	0	0	0	0	77.55	0	83.07	0	78.13	1	50.24	0	68	2	53.7	0	63.89	0	81.32
14063	RAJASTHAN	JAIPUR	CHURU	70	72.76	58	78.20	75.23	97.14	100.00	2	0	JHUNJHUNU	SH. SURESH KUMAR	0	62.56	0	72.23	0	73.95	0	72.33	0	76.31	0	0	0	0	0	84.28	0	84.33	0	75.83	0	60.75	0	80.72	0	63.94	1	64.22	0	78.16
14080	RAJASTHAN	JAIPUR	SAWAI MADHOPUR	70	71.43	68	78.93	75.13	98.57	100.00	1	0	SAWAI MADHOPUR	SH. SURESH KUMAR	0	70.25	0	72.31	0	75.86	0	80.56	0	87.23	0	0	0	0	0	80.33	0	85.72	0	73.79	0	58.4	0	71.78	1	54.67	0	70.67	0	82.81
34046	MAHARASHTRA	PUNE	GADCHIROLI	79	74.3	46	76.31	75.04	98.73	100.00	1	0	AMRAVATI	MR. ASHOK SALI	0	69.76	0	69.57	0	82.2	0	74.6	0	0	0	0	0	0	0	0	0	0	0	81.78	1	48.63	0	76.58	0	64.29	0	72.71	0	75.48
39257	ASSAM	SHILLONG	UDALGURI	72	73.64	19	80.09	74.99	97.22	100.00	2	0	GUWAHATI	SH. C. HARI BABU	0	72.47	0	78.84	0	80.89	0	84.21	0	0	0	0	0	0	0	0	0	0	0	82.74	1	58.6	0	73.33	2	60.64	1	73.76	1	80.53
44504	HARYANA	JAIPUR	JIND	75	73.98	77	75.36	74.68	97.33	100.00	2	0	KARNAL	SMT. KUSUM KUMARI SINGH	0	76	0	77.57	0	81.73	0	77.47	0	70.5	0	0	0	0	0	73.23	0	76.05	0	77.45	0	57.95	0	84.18	2	64.32	0	64.93	0	83.12
74047	UTTAR PRADESH	LUCKNOW	UNNAO	82	72.71	63	77.17	74.65	93.90	100.00	5	0	LUCKNOW	MRS. SARITA	0	68.72	0	77.39	0	74.22	0	77.5	0	72.15	0	72.96	0	80.37	0	0	0	0	0	82.57	0	0	5	61.88	0	60.27	0	72.06	0	84.74
39338	MANIPUR	SHILLONG	CHURACHANDPUR	80	68.04	72	81.69	74.51	98.75	100.00	1	0	SHILLONG	SH. N. DHIREN SINGH	0	64.24	0	74.59	0	79.84	0	78.48	0	79.23	0	0	0	0	0	85.13	0	87.55	0	86.56	0	49.67	1	58.76	0	50.96	0	83.19	0	88.21
69048	BIHAR	PATNA	ARARIA	79	74.85	32	73.57	74.48	94.94	100.00	4	0	KATIHAR	SH. S. RADHAKRISHNAN	0	65.43	0	69.13	0	68.63	0	75.22	0	0	0	0	0	0	0	0	0	0	0	69.47	1	58	2	67.86	3	60.77	0	75.32	0	87.18
69019	BIHAR	PATNA	DARBHANGA	82	70.17	58	80.53	74.46	85.37	100.00	12	0	KATIHAR-	DR. B.K.SINHA	0	69.06	0	73.58	0	82.18	0	77.07	0	85.56	0	0	0	0	0	80.68	0	85.88	0	69.48	7	40	4	55.24	2	58.04	0	72.51	0	81.8
59328	A.P	HYDERABAD	PRAKASHAM	79	71.86	31	81.01	74.44	98.73	100.00	1	0	ANDHRA PRADESH	B. RAJENDRA RAO	0	80.05	0	84.1	0	70.06	0	80.27	0	0	0	0	0	0	0	0	0	0	0	85.81	0	60.5	1	76.68	0	59.11	0	82.52	0	68.06
69017	BIHAR	PATNA	SHEIKHPURA	76	72.05	50	77.17	74.08	98.68	100.00	1	0	PATNA A	DR. B.K.SINHA	0	74.2	0	78.04	0	85.91	0	82.71	0	66.93	0	66.3	0	74.67	0	0	0	0	0	76.96	0	69	1	67.83	1	59.76	0	67.07	0	81.47
64039	UTTAR PRADESH	LUCKNOW	MAINPURI	80	72.88	85	74.03	73.47	97.50	100.00	2	0	AGRA	SH. N.P.RAJAN	0	69.59	0	69.63	0	68.2	0	85.08	0	63.8	0	0	0	0	0	85.31	0	81.04	0	71.21	0	0	2	62.3	0	61.86	0	69.29	1	84.65
14050	GUJARAT	PUNE	ANAND	63	71.8	30	76.87	73.44	96.83	100.00	2	0	PUNE	MR. K.V.SURESH	0	73.76	0	75.97	0	74.9	0	87.54	0	0	0	0	0	0	0	0	0	0	0	75.23	1	46.29	0	70.63	2	57.1	0	67.3	0	80.33
54032	MADHYA PRADESH	BHOPAL	KHANDWA	79	69.07	38	82.10	73.30	94.94	100.00	4	0	BHOPAL	SH. M. MARIAPPAN	0	77.17	0	75.66	0	86.11	0	88.2	0	0	0	0	0	0	0	0	0	0	0	81.82	2	33.9	1	54.96	1	60.27	0	66.57	0	81.06
14067	RAJASTHAN	JAIPUR	JALORE	80	68.98	71	77.56	73.01	95.00	100.00	4	0	JODHPUR	SH. SURESH KUMAR	0	69.21	0	71.41	0	73.13	0	89.72	0	82.97	0	0	0	0	0	82.72	0	85.74	0	66.7	3	59.68	0	81.26	1	58.7	1	62.29	0	75.89
64036	UTTAR PRADESH	LUCKNOW	G B NAGAR	74	68.45	67	77.49	72.75	93.24	100.00	5	0	AGRA	SH. N.P.RAJAN	0	80.86	0	74.84	0	76.78	0	83	0	63.95	0	61.73	0	74.55	0	0	0	0	0	84.87	3	49.42	0	65.62	2	56.53	0	63.68	0	74.43
24502	PB	CHANDIGARH	F/SAHIB	55	69.68	57	75.62	72.70	90.91	100.00	5	0	PUNJAB	SH. C.G. HOODA	0	58.5	0	74.95	0	67.74	0	80.56	0	71.45	0	0	0	0	0	78.47	0	80.26	0	75.4	0	54.97	0	71	5	45.09	0	73.93	0	65.91
69031	BIHAR	PATNA	MADHUBANI	77	71.02	20	78.13	72.49	93.51	100.00	5	0	KATIHAR-	DR. B.K.SINHA	0	71.4	0	71.55	0	72.35	0	75.4	0	0	0	0	0	0	0	0	0	0	0	81.45	0	0	3	66.82	5	57.71	0	69.26	0	79.56
14038	GUJARAT	PUNE	RAJKOT	77	70.6	21	78.68	72.33	97.40	100.00	2	0	AHMEDABAD	SMT. R ANURADHA	0	70.6	0	75.24	0	81.95	0	75.58	0	0	0	0	0	0	0	0	0	0	0	82.29	1	53.32	0	75.89	1	56.86	0	64.09	0	77.71
69020	BIHAR	PATNA	BANKA	78	68.67	45	76.55	71.55	96.15	100.00	3	0	RANCHI A	DR. D. K. MODI	0	68.3	0	75.59	0	77.59	0	78.46	0	0	0	0	0	0	0	0	0	0	0	75.11	2	47.9	1	68.26	1	62.92	0	62	0	73.21
69528	JHARKHAND	PATNA	LATEHAR	77	67.51	67	74.91	70.95	93.51	100.00	5	0	RANCHI	DR. D. K. MODI	0	67.45	0	76.53	0	77	0	87.7	0	69.24	0	0	0	0	0	71.36	0	76.92	0	70.65	4	46.64	1	68.91	1	58.95	1	60.42	0	82.39
69531	JHARKHAND	PATNA	SAHEBGANJ	83	69.3	42	73.22	70.62	98.80	100.00	1	0	RANCHI B	DR. D. K. MODI	0	61.76	0	65.98	0	71.62	0	79.32	0	0	0	0	0	0	0	0	0	0	0	83.31	1	39.7	0	60.05	1	60.78	0	65.33	0	79.39
69542	JHARKHAND	PATNA	PAKUR - I	79	67.08	71	74.52	70.60	93.67	100.00	5	0	RANCHI B	DR. D. K. MODI	0	68.12	0	70.93	0	79.3	0	80.7	0	56.36	0	0	0	0	0	79.68	0	77.39	0	75.1	1	48.82	0	74.83	5	52.08	0	69.13	0	77.38
34951	UTS	PUNE	SILI	77	63.85	36	82.28	69.72	87.01	100.00	10	0	GANDHI NAGAR	MR. ASHOK SALI	0	74.29	0	77.44	0	85.14	0	83.48	0	0	0	0	0	0	0	0	0	0	0	85.28	2	41.91	0	73.8	8	49.48	0	63.17	0	72.87
44507	HARYANA	JAIPUR	SONEPAT	70	68.75	40	69.46	69.01	97.14	100.00	2	0	KARNAL	SMT. KUSUM KUMARI SINGH	0	73.31	0	64.33	0	70.53	0	91	0	63.72	0	72.8	0	69.2	0	0	0	0	0	70.6	0	54.48	0	79.61	2	51.46	0	68.41	0	73.21
19001	CHHATTISGARH	BHOPAL	DANTEWADA	78	64.58	62	73.78	68.65	97.44	100.00	2	0	RAIPUR	SH. N. K. PATEL	0	77.71	0	74.74	0	72.05	0	89.52	0	72.52	0	62.57	0	70.3	0	0	0	0	0	70.6	1	40.92	1	55.59	0	60.69	0	62.73	0	74.13
14051	GUJARAT	PUNE	NAVSARI	37	65.64	25	72.83	68.54	94.59	100.00	2	0	PUNE	MR. ASHOK SALI	0	69.71	0	73.2	0	72.48	0	73.09	0	0	0	0	0	0	0	0	0	0	0	74	1	33.8	1	57.94	0	58.08	0	66.78	0	71.7
39322	MEGHALAYA	SHILLONG	WEST JAINTIA HILLS	78	61.06	71	76.59	68.46	85.90	100.00	11	0	SHILLONG	SH. N. DHIREN SINGH	0	68.45	0	70.89	0	77.15	0	78.85	0	70.52	0	0	0	0	0	80.7	0	81.31	0	75.97	0	50.59	0	75	0	56.53	0	68.37	0	71.44
39249	ASSAM	SHILLONG	LAKHIMPUR	73	66.15	27	73.87	68.23	93.15	100.00	5	0	GUWAHATI	SH. C. HARI BABU	0	66.5	0	76.24	0	72.29	0	81.12	0	67.9	0	58.7	0	71.1	0	0	0	0	0	79.85	5	48.02	0	74.91	2	51.42	0	74.18	0	67.26

SCH CODE	STATE NAME	RO NAME	JNV	NUMBER OF STUDENTS APPEARED CLASS X	CLASS AVERAGE* (CLASS-X)	NUMBER OF STUDENTS APPEARED CLASS XII	CLASS AVERAGE (CLASS-XII)	SCHOOL AVERAGE	PASS % OF JNV (CLASS-X)	PASS % OF JNV (CLASS-XII)	FAILED+COM P+UFM X	FAILED+COM P+UFM XII	CLUSTER NAME	CLUSTER I/C	MATHS NO. FAIL	MATHS SUBJ AVG	PHYSICS NO. FAIL	PHYSICS SUBJ AVG	CHEMISTRY NO. FAIL	CHEMISTRY SUBJ AVG	BIOLOGY NO. FAIL	BIOLOGY SUBJ AVG	ECONOMICS NO. FAIL	ECONOMICS SUBJ AVG	ACCOUNTANCY NO. FAIL	ACCOUNTANCY SUBJ AVG	B.STD. NO. FAIL	B.STD SUBJ AVG	HISTORY NO. FAIL	HISTORY SUBJ AVG	GEOGRAPHY NO. FAIL	GEOGRAPHY SUBJ. AVG.	ENGLISH CORE NO. FAIL	ENGLISH CORE SUBJ. AVG.	MATHS - BASIC NO. FAIL	MATHS - BASIC SUBJ AVG	MATHS - STD NO. FAIL	MATHS - STD SUBJ AVG	SCIENCE NO. FAIL	SCIENCE SUBJ AVG	ENGLISH NO. FAIL	ENGLISH SUBJ AVG	S.SC. NO. FAIL	S.SC. SUBJ AVG
14056	RAJASTHAN	JAIPUR	BANSWARA-I	69	64.68	38	73.52	67.82	98.55	100.00	1	0	JODHPUR	SH. SURESH KUMAR	0	72.44	0	73.74	0	72.32	0	87.9	0	69.53	0	0	0	0	0	79.58	0	78.11	0	65.39	0	40.24	0	63.06	1	55.68	0	58.2	0	66.3
34902	UTS	PUNE	DAMAN	76	65.63	22	73.71	67.44	92.11	100.00	6	0	GANDHI NAGAR	MR. ASHOK SALI	0	63.78	0	77.73	0	66.18	0	76.62	0	0	0	0	0	0	0	0	0	0	0	78.45	2	54.75	0	78.69	6	54.11	0	66.45	1	66.84
39191	ARUNACHAL PRADESH	SHILLONG	EAST KAMENG	38	68.34	62	66.77	67.37	97.37	100.00	1	0	GUWAHATI	SH. C. HARI BABU	0	77	0	53.8	0	62.16	0	68.79	0	42.81	0	0	0	0	0	73.86	0	70.16	0	69.18	0	0	0	51.32	0	77.76	0	67.58	0	77.84
39377	NAGALAND	SHILLONG	ZUNHEBOTO	18	52.78	30	73.35	65.64	94.44	100.00	1	0	SILCHAR	SH. S. K. SHARMA	0	0	0	0	0	0	0	0	0	63.87	0	0	0	0	0	77.8	0	77.3	0	72.73	1	43.5	0	0	0	51.33	0	68.22	0	57.39
39370	NAGALAND	SHILLONG	KOHIMA	34	58.42	43	66.79	63.09	97.06	100.00	1	0	SHILLONG	SH. N. DHIREN SINGH	0	71.83	0	65.86	0	78.43	0	68	0	51.47	0	0	0	0	0	64.36	0	69.72	0	74.49	0	48.59	0	60.83	1	45.24	0	65.91	0	73.62
39194	ARUNACHAL PRADESH	SHILLONG	TAWANG	39	54.93	24	70.32	60.79	97.44	100.00	1	0	DIBRUGARH	SH. C. HARI BABU	0	64	0	71.4	0	74.8	0	88.4	0	48.95	0	0	0	0	0	79.37	0	73.79	0	73.63	1	38.73	0	55.08	1	42.92	1	67.21	0	57.59
59527	TELANGANA	HYDERABAD	RANGA REDDY	76	77.68	146	90.62	86.19	100.00	99.32	0	1	TELANGANA	B. RAJENDRA RAO	0	91.22	0	92.27	0	89.12	0	82.07	0	0	0	0	0	0	0	0	0	0	1	89.7	0	55.5	0	80.6	0	66.63	0	80.43	0	79.51
34068	MAHARASHTRA	PUNE	CHANDRAPUR	76	86.43	42	84.49	85.74	100.00	97.62	0	1	AMRAVATI	MR. ASHOK SALI	1	71.64	0	78.14	0	85.74	0	91.25	0	0	0	0	0	0	0	0	0	0	0	90.38	0	74.08	0	90.14	0	79.11	0	80.3	0	87.53
59528	TELANGANA	HYDERABAD	KARIMNAGAR	78	85.31	40	84.73	85.11	100.00	97.50	0	1	TELANGANA	B. RAJENDRA RAO	0	81.97	1	77.53	0	86.58	0	82.33	0	0	0	0	0	0	0	0	0	0	0	90.18	0	71.88	0	89.69	0	76.83	0	86.04	0	89.58
19061	ODISHA	BHOPAL	CUTTACK	81	83.73	48	85.21	84.28	100.00	97.92	0	1	CUTTACK	SMT. NEELAM PANI	1	77.13	0	85.51	0	80.51	0	93.19	0	0	0	0	0	0	0	0	0	0	0	87.42	0	60.5	0	81.17	0	74.63	0	84.31	0	88.15
19079	ODISHA	BHOPAL	DHENKANAL	81	84.21	67	84.04	84.13	100.00	98.51	0	1	CUTTACK	SMT. NEELAM PANI	0	85.66	0	86.76	0	84.66	0	86	0	72.35	1	65.12	0	0	0	0	0	0	0	87.7	0	70.28	0	83.07	0	72.31	0	86.93	0	86.89
84042	UTTAR PRADESH	LUCKNOW	MUZAFFARNAGAR	82	84.91	69	82.81	83.95	100.00	94.20	0	4	AGRA	SH. N.P.RAJAN	1	80.71	0	82.82	0	82.38	0	96.43	0	80.17	3	67.25	0	81.58	0	0	0	0	0	86.1	0	62.14	0	80.89	0	77.83	0	82.62	0	90.49
74014	UTTAR PRADESH	LUCKNOW	DEORIA	74	83.57			83.57	100.00		0		HARIDWAR	SH. P. R. PRASAD	0	0	0	0	0	0	0	0	0	0	0	0	0	0	0	0	0	0	0	0	0	68.75	0	81.03	0	74.39	0	83.82	0	93.78
84072	UTTARAKHAND	LUCKNOW	NAINITAL	78	84.2	77	81.67	82.94	100.00	96.10	0	3	HARIDWAR	SH. P. R. PRASAD	2	75.51	0	79.96	0	81	0	91.64	0	75.52	1	72.23	0	82.1	0	0	0	0	0	88.97	0	60.92	0	81.25	0	79.35	0	83.08	0	86.01
34055	MAHARASHTRA	PUNE	OSMANABAD	79	84.54	37	79.21	82.84	100.00	97.30	0	1	AMRAVATI	MR. ASHOK SALI	1	64.89	0	78.19	0	77.14	0	83.65	0	0	0	0	0	0	0	0	0	0	0	83.92	0	68.22	0	83.68	0	73.16	0	76.08	0	89.8
84031	UTTARAKHAND	LUCKNOW	U S NAGAR	83	82.44	77	82.42	82.43	100.00	98.70	0	1	HARIDWAR	SH. P. R. PRASAD	0	81.58	0	82.24	0	76.45	0	82.55	0	83.59	1	74.72	0	84.95	0	0	0	0	0	85.47	0	72.24	0	79.16	0	73.96	0	80.17	0	89.99
19075	ODISHA	BHOPAL	BOLANGIR	79	83.01	88	81.72	82.33	100.00	98.86	0	1	RAIPUR	SH. N. K. PATEL	0	79.9	0	78.34	0	79.59	1	83.16	0	76.02	0	0	0	0	0	82.34	0	84.55	0	83.45	0	65.53	0	82.21	0	73.32	0	83	0	86.58
19180	W.BENGAL	PATNA	E. MEDINIPUR	38	82.51	34	82.12	82.33	100.00	97.06	0	1	BURDWAN-	SH. S. RADHAKRISHNAN	0	84.56	1	75.76	0	84.32	1	79.63	0	0	0	0	0	0	0	0	0	0	0	86.12	0	0	0	78.87	0	73.55	0	80.11	0	88.74
14059	RAJASTHAN	JAIPUR	BHILWARA	81	81.05	76	83.66	82.31	100.00	98.68	0	1	JODHPUR	SH. SURESH KUMAR	0	79.52	0	77.98	0	87.95	0	84.58	1	77.36	0	0	0	0	0	84.82	0	87.73	0	84.21	0	69.53	0	87.06	0	69.16	0	76.21	0	93.77
19076	ODISHA	BHOPAL	SAMBALPUR	83	83.35	71	81.07	82.30	100.00	94.37	0	4	CUTTACK	SMT. NEELAM PANI	0	81.36	0	84.39	0	79.36	0	85.3	0	80.59	4	57.63	0	80.96	0	0	0	0	0	85.07	0	67.67	0	78.65	0	78.82	0	80.64	0	85.53
74045	UTTAR PRADESH	LUCKNOW	SITAPUR-I	82	80.76	83	83.77	82.27	100.00	96.39	0	3	LUCKNOW	MRS. SARITA	3	70.19	0	83.9	0	81.31	0	76.82	0	80.8	0	0	0	0	0	89.9	0	87	0	85.9	0	64	0	77.68	0	68.13	0	79.11	0	91.7
34085	MAHARASHTRA	PUNE	SATARA	79	83.22	59	80.59	82.10	100.00	98.31	0	1	PUNE	MR. K.V.SURESH	1	75.02	0	77.82	0	86.26	0	86.46	0	75.6	0	77.05	0	80.25	0	0	0	0	0	81.42	0	68.6	0	88.09	0	71.43	0	76.71	0	86.34
19187	W.BENGAL	PATNA	S.24 PARAGANAS-II	40	82.16	59	81.42	81.72	100.00	98.31	0	1	BURDWAN-	SH. S. RADHAKRISHNAN	0	84.56	0	84.3	0	88.7	0	92.1	0	71.34	0	0	0	0	1	67.28	0	78.59	0	83.98	0	55.73	0	88.62	0	72.88	0	82.3	0	86.25
74035	UTTAR PRADESH	LUCKNOW	MAHARAJGANJ	81	82.17	65	81.11	81.70	100.00	96.92	0	2	AGRA	SH. N.P.RAJAN	0	76.96	0	84.58	0	83.22	0	91.21	0	76.8	2	62.35	0	75.55	0	0	0	0	0	82.77	0	0	0	76.05	0	72.8	0	82.33	0	90.58
59519	TELANGANA	HYDERABAD	NIZAMABAD	76	83.36	63	79.68	81.69	100.00	98.41	0	1	TELANGANA	B. RAJENDRA RAO	1	65.35	0	76.82	0	83.35	0	82.38	0	77.45	0	0	0	0	0	81.86	0	83.55	0	80.16	0	46	0	83.59	0	79.57	0	84.55	0	90.86
14057	RAJASTHAN	JAIPUR	BARAN	78	79.93	76	83.34	81.61	100.00	98.68	0	1	SAWAI MADHOPUR	SH. SURESH KUMAR	0	79.83	0	75.55	0	86.03	0	89.39	1	74.25	0	0	0	0	0	91	0	88.03	0	80.53	0	0	0	76.19	0	68.73	0	73.74	0	90.9
14064	RAJASTHAN	JAIPUR	DAUSA	76	79.38	62	84.25	81.57	100.00	98.39	0	1	SAWAI MADHOPUR	SH. SURESH KUMAR	0	82.83	1	80.46	0	85.73	0	88.14	0	84.68	0	0	0	0	0	92.35	0	90.64	0	77.56	0	75.71	0	88.38	0	67.8	0	71.14	0	85.05
34059	MAHARASHTRA	PUNE	BULDANA	80	80.92	62	82.05	81.41	100.00	96.77	0	2	AMRAVATI	MR. ASHOK SALI	2	72	1	79.79	1	83.45	1	90.64	0	78.24	0	0	0	0	0	82.17	0	84.48	0	81.31	0	74.71	0	91.49	0	68.73	0	77.65	0	80.28
34065	MAHARASHTRA	PUNE	JALNA	76	82.75	65	79.73	81.36	100.00	98.46	0	1	AMRAVATI	MR. K.V.SURESH	0	87	0	81.42	0	82.39	0	86.18	1	66.44	0	0	0	0	0	81.75	0	81.09	0	77.75	0	68.15	0	92	0	74.7	0	78.72	0	87.75
39238	ASSAM	SHILLONG	SONITPUR	77	79.26	75	82.93	81.07	100.00	98.67	0	1	GUWAHATI	SH. C. HARI BABU	0	68.79	0	73.06	0	79.55	0	70.38	1	79.81	0	0	0	0	0	91.21	0	90.69	0	86.8	0	43	0	82.75	0	62.86	0	83.13	0	84.23
74039	UTTAR PRADESH	LUCKNOW	PRATAPGARH	80	83.79	56	77.16	81.06	100.00	94.64	0	3	LUCKNOW	MRS. SARITA	2	64.81	0	80.48	0	80.23	0	83.3	0	73.96	1	68.44	1	77.12	0	0	0	0	1	79.66	0	78.5	0	84.67	0	71.7	0	84.24	0	91.81
19175	W.BENGAL	PATNA	BURDWAN	42	84.41	73	79.00	80.98	100.00	98.63	0	1	BURDWAN	SH. S. RADHAKRISHNAN	0	76.07	0	82	0	81.43	1	83.5	0	73.5	0	0	0	0	0	71.55	0	78.76	0	79.75	0	78.5	0	87.46	0	71.24	0	82.79	0	90.4
69027	BIHAR	PATNA	MUZAFFARPUR	82	83.27	66	77.72	80.80	100.00	95.45	0	3	PATNA A	DR. B.K.SINHA	1	71.14	0	71.2	0	76.97	0	82.9	2	64.22	2	65.61	0	77.47	0	0	0	0	0	80.36	0	74.81	0	80.89	0	69.24	0	86.91	0	93.94
84077	UTTARAKHAND	LUCKNOW	PAURI GARHWAL	41	79.69	30	82.04	80.68	100.00	96.67	0	1	HARIDWAR	SH. P. R. PRASAD	0	75.86	0	79.77	1	74.97	0	90.22	0	0	0	0	0	0	0	0	0	0	0	91.37	0	0	0	70.9	0	75.29	0	78.51	0	84.8
19068	ODISHA	BHOPAL	JAJPUR	41	83.53	44	77.97	80.65	100.00	97.73	0	1	CUTTACK	SMT. NEELAM PANI	0	70.13	0	76.98	0	78.16	0	78.37	0	0	0	0	0	0	0	0	0	0	0	85.6	0	56.4	0	74.39	0	80.73	0	84.05	0	88.63
74044	UTTAR PRADESH	LUCKNOW	SIDDHARTH NAGAR	78	81.67	76	79.46	80.58	100.00	96.05	0	3	HARIDWAR	SH. P. R. PRASAD	0	82.6	0	82.84	0	89.24	0	79.67	0	75.97	3	64.11	0	77.84	0	0	0	0	0	79.79	0	73.21	0	84.02	0	74.51	0	74.15	0	92.92
59522	TELANGANA	HYDERABAD	KHAMMAM	81	80.4	45	80.32	80.37	100.00	97.78	0	1	TELANGANA	B. RAJENDRA RAO	0	75.48	0	83.16	0	82	0	88.25	0	75.79	1	62.79	0	78.93	0	0	0	0	0	81.84	0	73.36	0	86.25	0	68.83	0	82.16	0	83.83
34101	MAHARASHTRA	PUNE	PARBHANI	80	81.73	46	77.06	80.03	100.00	97.83	0	1	AMRAVATI	MR. ASHOK SALI	1	69.18	0	73.3	0	79.43	0	79.28	0	0	0	0	0	0	0	0	0	0	0	81.89	0	68.35	0	85.96	0	78.66	0	80.2	0	76.23
74006	UTTAR PRADESH	LUCKNOW	BAHRAICH	76	80.08	76	79.92	80.00	100.00	93.42	0	5	LUCKNOW	MRS. SARITA	1	81.17	0	84.49	0	82.76	0	87.87	0	80.26	4	61.89	0	76.52	0	0	0	0	0	78.42	0	73.85	0	82.08	0	67.57	0	78.28	0	90.45
14082	RAJASTHAN	JAIPUR	BHARATPUR	79	78.97	47	81.47	79.90	100.00	97.87	0	1	SAWAI MADHOPUR	SH. SURESH KUMAR	0	85.55	0	81.36	0	83.22	0	87.59	0	80.55	1	68.55	0	80.09	0	0	0	0	0	77.7	0	70.62	0	76.8	0	66.32	0	69.66	0	93.09
72046	UTTAR PRADESH	LUCKNOW	SITAPUR-II	41	79.87			79.87	100.00		0		LUCKNOW	MRS. SARITA	0	0	0	0	0	0	0	0	0	0	0	0	0	0	0	0	0	0	0	0	0	68.9	0	83.71	0	72.12	0	73.39	0	88.9
14060	RAJASTHAN	JAIPUR	BIKANER	77	81.17	61	78.22	79.87	100.00	93.44	0	4	JODHPUR	SH. SURESH KUMAR	1	75.91	0	79.11	0	83	0	80.78	0	80.76	3	63.04	0	78.16	0	0	0	0	0	78.66	0	0	0	77.83	0	73.62	0	74.65	0	88.14
74043	UTTAR PRADESH	LUCKNOW	SHRAWASTI	40	77.86	33	82.19	79.82	100.00	96.97	0	1	LUCKNOW	MRS. SARITA	0	80.47	0	81	0	77.03	1	85.56	0	0	0	0	0	0	0	0	0	0	0	86.06	0	68.22	0	77.71	0	73.28	0	76.98	0	80.93
69044	BIHAR	PATNA	KAIMUR	78	79.11	60	80.34	79.64	100.00	98.33	0	1	PATNA	DR. B.K.SINHA	0	80.64	0	81.22	0	78.14	0	95.07	0	69.83	0	0	0	0	0	86.96	0	81.35	1	76.47	0	62.29	0	82.32	0	64.73	0	77.62	0	87.33
69047	BIHAR	PATNA	SAHARSA	85	81	49	77.11	79.58	100.00	97.96	0	1	KATIHAR	DR. B.K.SINHA	0	70	0	74.58	0	74.96	0	82.4	0	0	1	57.91	0	81.22	0	0	0	0	0	79.65	0	58.52	0	79.32	0	64.54	0	85.04	0	90.04
49033	KARNATAKA	HYDERABAD	KOPPAL	83	78.65	71	80.54	79.52	100.00	98.59	0	1	DHARWAD	RAGHAVAN KAVALAN	0	71	0	82.14	0	77.77	1	76.94	0	90.11	0	67.08	0	86.53	0	0	0	0	0	80.77	0	43.25	0	71.87	0	66.63	0	73.83	0	93.37
74026	UTTAR PRADESH	LUCKNOW	JHANSI	80	78.69	75	80.35	79.49	100.00	97.33	0	2	LUCKNOW	MRS. SARITA	1	75.69	0	82.81	1	81.76	0	90.5	0	74.55	0	72.79	0	79.85	0	0	0	0	0	82.61	0	0	0	75.55	0	69.23	0	75.85	0	83.9

SCH CODE	STATE NAME	RO NAME	JNV	NUMBER OF STUDENTS APPEARED CLASS X	CLASS AVERAGE* (CLASS-X)	NUMBER OF STUDENTS APPEARED CLASS XII	CLASS AVERAGE (CLASS-XII)	SCHOOL AVERAGE	PASS % OF JNV (CLASS-X)	PASS % OF JNV (CLASS-XII)	FAILED+COM P+UFM X	FAILED+COM P+UFM XII	CLUSTER NAME	CLUSTER I/C	MATHS NO. FAIL	MATHS SUBJ AVG	PHYSICS NO. FAIL	PHYSICS SUBJ AVG	CHEMISTRY NO. FAIL	CHEMISTRY SUBJ AVG	BIOLOGY NO. FAIL	BIOLOGY SUBJ AVG	ECONOMICS NO. FAIL	ECONOMICS SUBJ AVG	ACCOUNTANCY NO. FAIL	ACCOUNTANCY SUBJ AVG	B.STD. NO. FAIL	B.STD SUBJ AVG	HISTORY NO. FAIL	HISTORY SUBJ AVG	GEOGRAPHY NO. FAIL	GEOGRAPHY SUBJ. AVG.	ENGLISH CORE NO. FAIL	ENGLISH CORE SUBJ. AVG.	MATHS - BASIC NO. FAIL	MATHS - BASIC SUBJ AVG	MATHS - STD NO. FAIL	MATHS - STD SUBJ AVG	SCIENCE NO. FAIL	SCIENCE SUBJ AVG	ENGLISH NO. FAIL	ENGLISH SUBJ AVG	S.SC. NO. FAIL	S.SC. SUBJ AVG
19082	ODISHA	BHOPAL	RAYAGADA	40	80.02	23	77.78	79.20	100.00	95.65	0	1	CUTTACK	SMT. NEELAM PANI	0	76.2	0	73.52	0	73.48	1	82.91	0	0	0	0	0	0	0	0	0	0	0	0	83.65	0	0	0	71.93	0	67.75	0	77.7	0	92.05
23560	J&K	CHANDIGARH	JAMMU- I	39	77.35	41	80.36	78.89	100.00	97.56	0	1	J&K	MR. ZAHOOR AHMAD	0	84	0	81.07	1	67.56	0	85.5	0	0	0	0	0	0	0	0	0	0	0	0	84.93	0	65.11	0	72.23	0	64.62	0	85.87	0	79.9
14040	GUJARAT	PUNE	SURENDRANAGAR	79	76.21	64	81.95	78.78	100.00	96.88	0	2	AHMEDABAD	SMT. R ANURADHA	0	70.85	0	85.27	0	86.1	0	87.86	0	74.96	2	59.74	0	76.83	0	0	0	0	0	0	86.11	0	62.31	0	79.7	0	65.62	0	67.47	0	89.16
19184	PATNA	PATNA	S. 24 PARAGANAS- I	30	78.67			78.67	100.00		0		BURDWAN-	SH. S. RADHAKRISHNAN	0	0	0	0	0	0	0	0	0	0	0	0	0	0	0	0	0	0	0	0	0	67.27	0	76.58	0	65.8	0	80.4	0	80.5
74022	UTTAR PRADESH	LUCKNOW	HAMIRPUR	38	77.52	35	79.73	78.58	100.00	97.14	0	1	LUCKNOW	MRS. SARITA	1	72.56	0	79.23	0	81.69	0	74.9	0	0	0	0	0	0	0	0	0	0	0	0	83.66	0	65.44	0	82.52	0	67.39	0	76.18	0	78.58
74021	UTTAR PRADESH	LUCKNOW	GORAKHPUR	77	83.08	65	73.22	78.57	100.00	89.23	0	7	LUCKNOW	MRS. SARITA	0	74.52	0	75.66	0	72.82	0	91.08	7	61.59	2	61.81	1	69.96	0	0	0	0	1	75	0	73.96	0	83.27	0	78.42	0	79.09	0	90.29
14085	RAJASTHAN	JAIPUR	KARAULI	75	74.32	51	84.78	78.55	100.00	98.04	0	1	SAWAI MADHOPUR	SH. SURESH KUMAR	0	93.28	0	82.35	0	90.27	0	86.5	0	80.68	0	0	0	0	0	92.48	0	89.52	1	72.27	0	69.39	0	81.86	0	57	0	68.05	0	88.25
69079	BIHAR	PATNA	GAYA - II	40	78.52			78.52	100.00		0		PATNA	DR. B.K.SINHA	0	0	0	0	0	0	0	0	0	0	0	0	0	0	0	0	0	0	0	0	0	59	0	74.46	0	69.1	0	79.68	0	88.6
19016	CHHATTISGARH	BHOPAL	RAIPUR	77	77.51	78	79.49	78.51	100.00	98.72	0	1	RAIPUR	SH. N. K. PATEL	0	80.1	0	83.23	0	86.03	0	91.85	1	71.97	0	73.92	0	76.11	0	0	0	0	0	76	0	73.63	0	84.43	0	64.26	0	70.14	0	83.13
74027	UTTAR PRADESH	LUCKNOW	KANNAUJ	41	81.84	31	73.68	78.33	100.00	96.77	0	1	AGRA	SH. N.P.RAJAN	1	66.09	0	72.55	0	71.71	0	75.88	0	0	0	0	0	0	0	0	0	0	0	80.55	0	60	0	77.15	0	76.54	0	79.07	0	89.34
19077	ODISHA	BHOPAL	KEONJIHAR	82	79.92	76	76.37	78.21	100.00	98.68	0	1	CUTTACK	SMT. NEELAM PANI	0	80.12	0	77.83	0	77.23	0	76.68	0	77.36	0	0	0	0	0	77.44	0	80.92	1	68.92	0	0	0	70.09	0	75.87	0	78.74	0	83.78
34094	MAHARASHTRA	PUNE	AKOLA	78	78.49	63	77.80	78.18	100.00	96.83	0	2	AMRAVATI	MR. ASHOK SALI	2	61.26	0	78.39	0	79.17	0	77.62	0	83.11	0	64.15	0	82.3	0	0	0	0	0	81.25	0	57.07	0	82.57	0	67.9	0	76.56	0	84.87
59526	TELANGANA	HYDERABAD	MEDAK	81	77.82	47	78.63	78.12	100.00	97.87	0	1	TELANGANA	B. RAJENDRA RAO	0	74.53	0	77.12	1	77.4	0	84	0	0	0	0	0	0	0	0	0	0	0	79.89	0	55.5	0	83.43	0	74.65	0	83.56	0	78.31
84052	UTTARAKHAND	LUCKNOW	HARIDWAR	77	77.51	74	78.66	78.07	100.00	95.95	0	3	HARIDWAR	SH. P. R. PRASAD	1	71.1	0	71.44	3	67.29	0	82.17	0	78.76	0	0	0	0	0	82.73	0	85.06	0	82.91	0	57.46	0	72.86	0	69.58	0	75.25	0	83.75
69074	BIHAR	PATNA	ARWAL	39	78.04			78.04	100.00				KATIHAR-	DR. B.K.SINHA	0	0	0	0	0	0	0	0	0	0	0	0	0	0	0	0	0	0	0	0	0	52.5	0	79.11	0	65.31	0	73.97	0	91.15
54045	MADHYA PRADESH	BHOPAL	SEHORE	79	75.92	64	80.16	77.82	100.00	96.88	0	2	BHOPAL	SH. M. MARIAPPAN	1	68.52	1	78.58	1	81.63	0	83.18	0	81.69	0	77.85	0	83.73	0	0	0	0	0	80.19	0	57.21	0	75.1	0	63.01	0	77.82	0	83.2
39256	ASSAM	SHILLONG	N.C. HILLS	40	77.58			77.58	100.00		0		SILCHAR	SH. S. K. SHARMA	0	0	0	0	0	0	0	0	0	0	0	0	0	0	0	0	0	0	0	0	0	54	0	76.97	0	64.75	0	81.3	0	91.5
39243	ASSAM	SHILLONG	DARRANG	77	73.22	70	82.31	77.55	100.00	97.14	0	2	GUWAHATI	SH. C. HARI BABU	1	67.73	0	74.87	0	77.77	0	77.1	0	83.97	0	0	0	0	0	87.87	0	89.23	1	83.79	0	57.63	0	69.62	0	70.71	0	74.39	0	76.62
39235	ASSAM	SHILLONG	KAMRUP	74	76.64	36	78.87	77.37	100.00	94.44	0	2	GUWAHATI	SH. S. K. SHARMA	1	62.78	0	67.42	0	88.75	0	82.29	0	88.83	1	71.08	0	83.92	0	0	0	0	0	84.83	0	0	0	74.23	0	59.78	0	81.92	0	79.82
24911	J&K	CHANDIGARH	GANDERBAL	65	72.74	68	81.52	77.23	100.00	98.53	0	1	J&K	MR. ZAHOOR AHMAD	0	65.43	0	76.76	0	80.92	0	86.55	1	65.02	0	0	0	0	0	88.16	0	87.35	0	82.57	0	0	0	63.42	0	67.05	0	74.57	0	72.23
39254	ASSAM	SHILLONG	BONGAIGAON	77	77.63	50	76.58	77.22	100.00	88.00	0	6	GUWAHATI	SH. C. HARI BABU	0	71.47	0	82.5	0	81.57	1	71.21	5	56.41	0	0	0	0	0	78.77	0	81	0	79.08	0	68.98	0	86.24	0	64.73	0	77.05	0	86.33
64033	UTTAR PRADESH	LUCKNOW	MEERUT	76	75.99	58	78.46	77.06	100.00	98.28	0	1	AGRA	SH. N.P.RAJAN	0	80.64	0	81.21	0	78.06	0	90.67	1	68	1	57.21	0	74.46	0	0	0	0	0	86.28	0	42.86	0	66.38	0	60.78	0	79.09	0	90.07
74011	UTTAR PRADESH	LUCKNOW	BASTI	78	76.94	41	76.87	76.92	100.00	97.56	0	1	LUCKNOW	MRS. SARITA	0	73.82	0	73.44	0	74.92	0	79.5	0	68.56	1	69.94	0	78.69	0	0	0	0	0	84.68	0	64.47	0	77.23	0	68.05	0	75.92	0	80.71
14086	RAJASTHAN	JAIPUR	BANSWARA-II	32	76.9			76.90	100.00		0		JODHPUR	SH. SURESH KUMAR	0	0	0	0	0	0	0	0	0	0	0	0	0	0	0	0	0	0	0	0	0	64.8	0	81.35	0	67.28	0	69.63	0	87.16
64038	UTTAR PRADESH	LUCKNOW	MATHURA	79	74.66	68	78.96	76.65	100.00	97.06	0	2	AGRA	SH. N.P.RAJAN	0	72.43	0	85.95	0	84.61	0	92	2	71.2	1	69.7	0	75.23	0	0	0	0	0	81.26	0	50.33	0	68.52	0	69.04	0	68.89	0	85.62
19008	CHHATTISGARH	BHOPAL	BILASPUR	76	76.23	71	77.02	76.61	100.00	98.59	0	1	RAIPUR	SH. N. K. PATEL	0	73.93	0	77.09	0	73.66	0	93.85	1	71.97	0	0	0	0	0	80.44	0	81.17	0	70.85	0	68.9	0	77.79	0	63.47	0	70.63	0	85.87
74034	UTTAR PRADESH	LUCKNOW	LUCKNOW	81	76.76	42	76.26	76.59	100.00	97.62	0	1	LUCKNOW	MRS. SARITA	0	63.9	0	77.26	1	71.26	0	86.82	0	0	0	0	0	0	0	0	0	0	0	83.93	0	56.26	0	77.16	0	65.25	0	77.99	0	84.05
69533	JHARKHAND	PATNA	CHATRA	77	78.86	50	73.00	76.55	100.00	90.00	0	5	RANCHI B	DR. D. K. MODI	0	66.24	0	74.9	0	79.33	0	82	4	57.8	4	58.05	0	69.35	0	0	0	0	0	78.9	0	67.27	0	86.68	0	69.05	0	71.61	0	91.09
34071	MAHARASHTRA	PUNE	HINGOLI	72	79.53	60	72.91	76.52	100.00	90.00	0	6	AMRAVATI	MR. ASHOK SALI	2	72.03	0	74.9	0	70.68	4	68.75	0	0	0	0	0	0	0	0	0	0	0	77.92	0	70.34	0	86.24	0	67.03	0	67.38	0	90.42
23563	J&K	CHANDIGARH	REASI	39	76.69	55	76.25	76.43	100.00	98.18	0	1	J&K-1	MR. ZAHOOR AHMAD	1	54.11	0	69.21	0	66.14	0	81.5	0	60.63	0	0	0	0	0	81.83	0	84.22	0	81.95	0	62	0	71.43	0	69.95	0	79.72	0	82.33
14084	RAJASTHAN	JAIPUR	HANUMANGARH	71	74.72	44	78.94	76.33	100.00	97.73	0	1	JHUNJHUNU	SH. SURESH KUMAR	0	77.1	0	76.17	0	77.83	0	90.85	0	84.8	1	71.8	0	81.73	0	0	0	0	0	77.11	0	61.29	0	81.07	0	59.55	0	69.69	0	88.28
54064	MADHYA PRADESH	BHOPAL	JHABUA - II	38	76.33			76.33	100.00		0		BHOPAL	SH. M. MARIAPPAN	0	0	0	0	0	0	0	0	0	0	0	0	0	0	0	0	0	0	0	0	0	60.1	0	74.33	0	73.11	0	65.24	0	89.03
59312	A.P	HYDERABAD	CHITOOOR	81	75.21	66	77.00	76.01	100.00	96.97	0	2	ANDHRA PRADESH	B. RAJENDRA RAO	0	73.17	0	76.48	0	76.45	0	80.95	0	71.12	2	66.96	0	77.04	0	0	0	0	0	81.11	0	60	0	85.84	0	69.07	0	80.23	0	77.28
69538	JHARKHAND	PATNA	E. SINGHBHUM	80	75.99	51	75.54	75.81	100.00	96.08	0	2	RANCHI A	DR. D. K. MODI	0	71.27	0	77.44	0	75.08	0	77.83	0	79.07	2	51.67	0	74.13	0	0	0	0	0	80.06	0	43.17	0	63.74	0	61.54	0	73.78	0	82.79
74023	UTTAR PRADESH	LUCKNOW	HARDOI	78	74.52	75	77.15	75.81	100.00	97.33	0	2	AGRA	SH. N.P.RAJAN	0	76.24	0	81.84	0	72.88	0	86.61	0	80.16	2	60.34	0	78.69	0	0	0	0	0	77.55	0	37.6	0	67.81	0	67.62	0	74	0	81.99
24514	PB	CHANDIGARH	MOGA	74	75.37	56	76.16	75.71	100.00	96.43	0	2	PUNJAB I	SH. C.G. HOODA	0	69.77	0	66.78	0	70.41	2	62.2	0	80.1	0	75.97	0	82.24	0	0	0	0	0	81.36	0	53.07	0	65.6	0	76.34	0	69.54	0	71.15
24511	PB	CHANDIGARH	BHATINDA	76	74.51	74	76.91	75.69	100.00	98.65	0	1	PUNJAB	SH. C.G. HOODA	0	75.59	0	79.06	0	72.89	0	82.89	1	62.16	0	0	0	0	0	83.37	0	81.37	0	77.62	0	62.5	0	64.8	0	53.51	0	77.29	0	81.16
54027	MADHYA PRADESH	BHOPAL	GWALIOR	75	70.99	83	79.70	75.57	100.00	98.80	0	1	BHOPAL	SH. M. MARIAPPAN	0	74.13	0	78.61	0	72.95	0	87.28	0	84.1	1	43	0	73	0	83.22	0	86.56	0	74.57	0	60.93	0	72.06	0	62.43	0	67.71	0	74.75
54034	MADHYA PRADESH	BHOPAL	NEEMUCH	76	72.93	79	78.03	75.53	100.00	94.94	0	4	BHOPAL	SH. M. MARIAPPAN	0	76.09	0	87.87	0	80.28	0	80.13	0	83.28	4	60.38	0	77.88	0	0	0	0	0	75.27	0	68.42	0	74.26	0	58.18	0	69.38	0	81.42
19006	CHHATTISGARH	BHOPAL	DURG	81	74.5	81	76.25	75.38	100.00	98.77	0	1	RAIPUR	SH. N. K. PATEL	1	60.61	0	76.18	0	76.44	0	88.3	0	76.57	0	0	0	0	0	75.1	0	81.24	0	71.58	0	46.58	0	64.16	0	66.2	0	71.65	0	88.36
69540	JHARKHAND	PATNA	PALAMU - I	39	75.19			75.19	100.00		0		RANCHI A	DR. D. K. MODI	0	0	0	0	0	0	0	0	0	0	0	0	0	0	0	0	0	0	0	0	0	43.85	0	80.68	0	64.1	0	70.73	0	81.02
24912	J&K	CHANDIGARH	DODA	38	72.98	83	76.06	75.09	100.00	98.80	0	1	J&K-1	SH. V.P GUPTA	0	71.44	0	74.45	0	81.38	0	80.68	1	68.91	0	0	0	0	0	73.4	0	74.98	0	77.06	0	53.92	0	57.24	0	66.92	0	81.82	0	82.37
39201	ARUNACHAL PRADESH	SHILLONG	WEST KAMENG	41	74.61			74.61	100.00		0		DIBRUGARH	SH. C. HARI BABU	0	0	0	0	0	0	0	0	0	0	0	0	0	0	0	0	0	0	0	0	0	60.2	0	70.08	0	62.41	0	81.2	0	80.07
39588	TRIPURA	SHILLONG	DHALAI	79	74.54	69	74.61	74.57	100.00	92.75	0	5	SILCHAR	SH. S. K. SHARMA	0	73.89	0	74.55	0	83.33	0	81.4	0	71.69	5	57.13	0	70.5	0	0	0	0	0	75.77	0	56.27	0	81.56	0	57.13	0	80.75	0	76.06
59317	A.P	HYDERABAD	GUNTUR	78	77.14	70	71.63	74.53	100.00	92.86	0	5	ANDHRA PRADESH	B. RAJENDRA RAO	0	74.42	0	74.97	0	81.71	0	82.27	5	54.78	5	53.19	2	68.08	0	0	0	0	0	80.03	0	60.65	0	82.54	0	69.36	0	81.17	0	79.46
24903	J&K	CHANDIGARH	LEH	76	66.87	76	81.51	74.19	100.00	94.74	0	4	J&K	MR. ZAHOOR AHMAD	3	61.55	0	83.74	0	86.58	1	72.88	0	81.35	0	70.92	0	82.75	0	79.67	0	87.18	0	82.74	0	41.65	0	66.89	0	52.68	0	80.03	0	81.28
24512	PB	CHANDIGARH	JALLANDHAR	67	69.56	62	79.15	74.17	100.00	98.39	0	1	PUNJAB I	SH. C.G. HOODA	1	60.31	0	68.81	0	75	0	75.27	0	77.54	0	0	0	0	0	77.91	0	85.97	0	86.24	0	56.96	0	68.95	0	50.04	0	69.45	0	76.28

SCH CODE	STATE NAME	RO NAME	JNV	NUMBER OF STUDENTS APPEARED CLASS X	CLASS AVERAGE* (CLASS-X)	NUMBER OF STUDENTS APPEARED CLASS XII	CLASS AVERAGE (CLASS-XII)	SCHOOL AVERAGE	PASS % OF JNV (CLASS-X)	PASS % OF JNV (CLASS-XII)	FAILED+COMP+UFM X	FAILED+COMP+UFM XII	CLUSTER NAME	CLUSTER I/C	MATHS NO. FAIL	MATHS SUBJ AVG	PHYSICS NO. FAIL	PHYSICS SUBJ AVG	CHEMISTRY NO. FAIL	CHEMISTRY SUBJ AVG	BIOLOGY NO. FAIL	BIOLOGY SUBJ AVG	ECONOMICS NO. FAIL	ECONOMICS SUBJ AVG	ACCOUNTANCY NO. FAIL	ACCOUNTANCY SUBJ AVG	B.STD. NO. FAIL	B.STD SUBJ AVG	HISTORY NO. FAIL	HISTORY SUBJ AVG	GEOGRAPHY NO. FAIL	GEOGRAPHY SUBJ. AVG.	ENGLISH CORE NO. FAIL	ENGLISH CORE SUBJ. AVG.	MATHS - BASIC NO. FAIL	MATHS - BASIC SUBJ AVG	MATHS - STD NO. FAIL	MATHS - STD SUBJ AVG	SCIENCE NO. FAIL	SCIENCE SUBJ AVG	ENGLISH NO. FAIL	ENGLISH SUBJ AVG	S.SC. NO. FAIL	S.SC. SUBJ AVG
19017	CHHATTISGARH	BHOPAL	SUKMA - II	40	74.14			74.14	100.00		0		RAIPUR	SH. N. K. PATEL	0	0	0	0	0	0	0	0	0	0	0	0	0	0	0	0	0	0	0	0	0	0	0	43.82	0	70.93	0	62.58	0	71.4	0	88.85
64045	UTTAR PRADESH	LUCKNOW	ALIGARH	78	74.99	69	72.44	73.79	100.00	97.10	0	2	AGRA	SH. N.P.RAJAN	1	66.64	0	81.56	0	71.32	0	75	1	66.45	0	64.85	0	71.73	0	0	0	0	0	75.34	0	55.06	0	75.35	0	61.7	0	72.82	0	83.01
69557	JHARKHAND	PATNA	PAKUR - II	35	73.71			73.71	100.00		0		RANCHI B	DR. D. K. MODI	0	0	0	0	0	0	0	0	0	0	0	0	0	0	0	0	0	0	0	0	0	53.6	0	66.77	0	59.46	0	74.06	0	85
69520	JHARKHAND	PATNA	RANCHI	81	70.43	85	76.16	73.36	100.00	98.82	0	1	RANCHI A	DR. D. K. MODI	0	70.74	0	70.66	0	73.32	0	79.65	1	52.61	0	0	0	0	0	79.8	0	78.68	1	77.47	0	55.73	0	78.48	0	59.64	0	68.8	0	85.16
39240	ASSAM	SHILLONG	JORHAT	80	73.43	61	73.25	73.35	100.00	98.36	0	1	DIBRUGARH	SH. C. HARI BABU	1	56.58	1	67.74	1	70.04	1	71.74	0	61.76	0	0	0	0	0	80.5	0	79.32	0	78.49	0	63.5	0	79.6	0	60.4	0	74.85	0	67.19
44811	HP	CHANDIGARH	LAHUL-SPITI	40	73.33			73.33	100.00		0		HP	CAPT(RETD) TEENA DHIR	0	0	0	0	0	0	0	0	0	0	0	0	0	0	0	0	0	0	0	0	0	54.83	0	68.57	0	59.75	0	80.5	0	78.03
24504	PB	CHANDIGARH	PATIALA	64	69.08	57	77.52	73.06	100.00	98.25	0	1	PUNJAB I	SH. C.G. HOODA	1	62.81	0	77.1	0	76.4	0	86.5	0	72.22	0	0	0	0	0	84.14	0	82.14	0	74.93	0	48.5	0	60.79	0	56.08	0	70.42	0	63.98
69541	JHARKHAND	PATNA	W. SINGHBHUM	38	70.46	39	73.57	72.04	100.00	94.87	0	2	RANCHI A	DR. D. K. MODI	1	66.97	0	79.56	1	71.36	0	90.75	0	0	0	0	0	0	0	0	0	0	0	70.46	0	55.92	0	70.04	0	63.95	0	66.95	0	72.5
69518	JHARKHAND	PATNA	DUMKA	84	71.93	59	71.91	71.92	100.00	89.83	0	6	RANCHI B	DR. D. K. MODI	0	72.63	0	71.52	0	66.08	0	83.33	5	55.85	0	0	0	0	0	80.24	0	77.5	1	70.93	0	68.83	0	63.67	0	62.54	0	72.11	0	79.2
19084	ODISHA	BHOPAL	MALKANGIRI - II	36	71.72			71.72	100.00		0		CUTTACK	SMT. NEELAM PANI	0	0	0	0	0	0	0	0	0	0	0	0	0	0	0	0	0	0	0	0	0	58.87	0	68.71	0	59.5	0	66.5	0	77.94
39200	ARUNACHAL PRADESH	SHILLONG	EAST SIANG	32	71.46			71.46	100.00		0		DIBRUGARH	SH. C. HARI BABU	0	0	0	0	0	0	0	0	0	0	0	0	0	0	0	0	0	0	0	0	0	48.25	0	66.82	0	57.19	0	80.34	0	78.53
24908	J&K	CHANDIGARH	SAMBA	70	68.09	71	74.71	71.42	100.00	92.96	0	5	J&K	SH. V.P GUPTA	2	63.46	0	69.12	0	86.88	0	88.5	2	61.83	1	64.28	0	71.24	0	0	0	0	0	74.96	0	49.28	0	66.16	0	62.31	0	69.39	0	70.79
14052	GUJARAT	PUNE	NARMADA	40	70.53			70.53	100.00		0		GANDHI NAGAR	MR. ASHOK SALI	0	0	0	0	0	0	0	0	0	0	0	0	0	0	0	0	0	0	0	0	0	55.97	0	89.33	0	64.1	0	66.65	0	78.98
39345	MANIPUR	SHILLONG	UKHRUL - II	39	70.32			70.32	100.00		0		SILCHAR	SH. S. K. SHARMA	0	0	0	0	0	0	0	0	0	0	0	0	0	0	0	0	0	0	0	0	0	56.1	0	64.63	0	48.85	0	80.28	0	81.18
39325	MEGHALAYA	SHILLONG	EAST KHASI HILLS - I	40	67.55	63	69.83	68.94	100.00	88.89	0	7	SHILLONG	SH. N. DHIREN SINGH	5	46.43	0	70.83	0	70.44	0	78.72	2	56.18	0	0	0	0	0	69.6	0	73.82	0	75.08	0	49.69	0	63.46	0	54.28	0	73.15	0	89.98
24906	J&K	CHANDIGARH	RAJOURI	77	67.14	63	70.81	68.79	100.00	98.41	0	1	J&K-1	SH. V.P GUPTA	0	69	0	75	0	63.43	0	75	1	49.03	0	0	0	0	0	82.03	0	75.91	1	68.29	0	50.59	0	70.11	0	51.66	0	73.86	0	70.14
59253	UT	HYDERABAD	CAR NICOBAR	31	68.26			68.26	100.00		0		TELANGANA	B. RAJENDRA RAO	0	0	0	0	0	0	0	0	0	0	0	0	0	0	0	0	0	0	0	0	0	72.36	0	80.17	0	67.74	0	72.94	0	57.26
39326	MEGHALAYA	SHILLONG	EAST KHASI HILLS - II	35	67.46			67.46	100.00		0		SHILLONG	SH. N. DHIREN SINGH	0	0	0	0	0	0	0	0	0	0	0	0	0	0	0	0	0	0	0	0	0	44.56	0	53.46	0	56.89	0	83.69	0	76.2
24521	PB	CHANDIGARH	AMRITSAR-II	39	66.24	11	66.51	66.30	100.00	90.91	0	1	PUNJAB I	SH. V.P GUPTA	0	50.33	0	63.27	0	66.64	1	60	0	0	0	0	0	0	0	0	0	0	0	77.91	0	0	0	47.38	0	54.31	0	68.05	0	68.9
39203	ARUNACHAL PRADESH	SHILLONG	ANJAW	34	65.66			65.66	100.00		0		DIBRUGARH	SH. C. HARI BABU	0	0	0	0	0	0	0	0	0	0	0	0	0	0	0	0	0	0	0	0	0	43.23	0	67.92	0	55.03	0	62.29	0	75.21
24915	J&K	CHANDIGARH	KULGAM	19	63.53			63.53	100.00		0		J&K	MR. ZAHOOR AHMAD	0	0	0	0	0	0	0	0	0	0	0	0	0	0	0	0	0	0	0	0	0	52.89	0	62.4	0	50.37	0	73.42	0	61.21
39346	MANIPUR	SHILLONG	SENAPATI - II	43	63.03			63.03	100.00		0		SHILLONG	SH. N. DHIREN SINGH	0	0	0	0	0	0	0	0	0	0	0	0	0	0	0	0	0	0	0	0	0	36.5	0	46.02	0	53.67	0	79.81	0	72.05
39359	MIZORAM	SHILLONG	MAMIT	12	59.73			59.73	100.00		0		SILCHAR	SH. S. K. SHARMA	0	0	0	0	0	0	0	0	0	0	0	0	0	0	0	0	0	0	0	0	0	49.85	0	0	0	38.69	0	72.54	0	68.23
39373	NAGALAND	SHILLONG	MOKOKCHUNG	20	58.03			58.03	100.00		0		SHILLONG	SH. N. DHIREN SINGH	0	0	0	0	0	0	0	0	0	0	0	0	0	0	0	0	0	0	0	0	0	49.1	0	0	0	50.65	0	71.35	0	63.85
39360	MIZORAM	SHILLONG	LUNGLEI	35	56.12			56.12	100.00		0		SILCHAR	SH. S. K. SHARMA	0	0	0	0	0	0	0	0	0	0	0	0	0	0	0	0	0	0	0	0	0	47.83	0	0	0	46.31	0	61.72	0	73.44
19011	CHHATTISGARH	BHOPAL	SURAJPUR	85	82.37	75	80.65	81.56	98.82	97.33	1	2	RAIPUR	SH. N. K. PATEL	0	78.75	0	88.06	0	85.42	0	95.42	0	87.9	1	63.74	0	80.26	0	0	0	0	1	72.19	1	78.51	0	90.96	0	76.24	0	80.82	0	89.72
64034	UTTAR PRADESH	LUCKNOW	BULANDSHAHAR	80	81.73	59	79.79	80.91	98.75	98.31	1	1	AGRA	SH. N.P.RAJAN	0	80.39	0	81.77	0	80.36	1	78.13	0	68.93	0	64.87	0	74.13	0	0	0	0	0	84.32	0	62.76	0	80.36	1	67.59	0	81.73	0	89.15
69058	BIHAR	PATNA	BHAGALPUR	81	78.22	47	83.93	80.32	97.53	97.87	2	1	KATIHAR	SH. S. RADHAKRISHNAN	0	82.67	0	89.08	0	84.96	0	94	1	73.52	1	64.57	0	80.81	0	0	0	0	0	84	0	57.18	0	80.39	2	63.77	0	77.05	0	82.17
49048	KARNATAKA	HYDERABAD	TUMKUR	82	79.06	22	82.92	79.88	98.78	95.45	1	1	DHARWAD	RAGHAVAN KAVALAN	1	68.73	0	85.36	0	87.32	0	84.68	0	0	0	0	0	0	0	0	0	0	0	88.5	0	53.11	0	73.77	1	70.34	0	81.39	0	83.22
74019	UTTAR PRADESH	LUCKNOW	GHAZIPUR	44	78.68	37	81.01	79.74	97.73	97.30	1	1	HARIDWAR	SH. P. R. PRASAD	1	75.12	0	81.11	1	75	0	81.64	0	0	0	0	0	0	0	0	0	0	0	88.86	1	42.2	0	78.31	0	70.16	0	78.89	0	83.7
84064	UTTAR PRADESH	LUCKNOW	SAHARANPUR	40	76.56	35	82.50	79.33	97.50	97.14	1	1	AGRA	SH. N.P.RAJAN	0	78.44	0	79.06	1	80.06	0	75.4	0	0	0	0	0	0	0	0	0	0	0	91.34	0	59.25	1	76.79	0	67.63	0	72.6	0	78.93
34106	MAHARASHTRA	PUNE	DHULE	37	79.25			79.25	97.30		1		PUNE	MR. K.V.SURESH	0	0	0	0	0	0	0	0	0	0	0	0	0	0	0	0	0	0	0	0	0	57.5	1	73.48	0	66.35	0	80.54	0	87.7
19085	ODISHA	BHOPAL	NUAPADA	83	79.11	74	79.29	79.19	98.80	98.65	1	1	RAIPUR	SH. N. K. PATEL	0	81.79	0	80.55	0	80.15	0	92.35	0	69.41	0	0	0	0	1	68.68	0	78.94	0	81.92	0	67.39	0	84.11	1	67.06	0	74.49	0	86.55
14079	RAJASTHAN	JAIPUR	SIROHI	77	75.43	64	83.46	79.07	98.70	98.44	1	1	JODHPUR	SH. SURESH KUMAR	0	88.79	1	72.1	0	85.79	0	81.2	0	81.09	0	0	0	0	0	90	0	88.49	0	78.42	0	73.07	0	88.29	1	53.66	0	67.43	0	91.01
39247	ASSAM	SHILLONG	BARPETA	77	78.21	62	79.95	78.99	98.70	95.16	1	3	GUWAHATI	SH. S. K. SHARMA	0	78	0	79.93	0	75.67	0	81.5	3	62.5	0	0	0	0	0	87.16	0	84.53	0	81.94	1	60.18	0	78.84	0	67.64	0	80.39	0	84.16
19183	W.BENGAL	PATNA	KOOCH BIHAR	39	78.86			78.86	97.44		1		BURDWAN-	SH. S. RADHAKRISHNAN	0	0	0	0	0	0	0	0	0	0	0	0	0	0	0	0	0	0	0	0	0	65.62	0	84.46	1	62.1	0	83.41	0	81.72
44801	HP	CHANDIGARH	UNA	78	79.71	62	77.75	78.84	98.72	98.39	1	1	HP	CAPT(RETD) TEENA DHIR	0	72.96	0	77.66	0	80.46	0	82.87	1	70.95	0	67.81	0	76.76	0	0	0	0	0	80.18	0	65.35	0	78.07	1	63.53	0	80.78	0	85.22
69529	JHARKHAND	PATNA	GIRIDIH	83	80.06	65	77.05	78.74	95.18	98.46	4	1	RANCHI B	DR. D. K. MODI	0	70.07	0	74.86	0	81.03	0	84.8	0	73.28	1	66.82	0	75.57	0	0	0	0	0	78.71	2	36.8	2	72.33	0	71.55	0	80.2	0	90.16
84051	UTTAR PRADESH	LUCKNOW	BIJNOR	80	78.74	89	78.65	78.69	97.50	95.51	2	4	AGRA	SH. N.P.RAJAN	1	77.8	0	80.49	3	69.73	0	89.43	1	72.34	0	0	0	0	0	81.66	0	81.71	0	79.89	1	62.15	0	85.85	1	67.39	0	70.86	0	85.91
19174	W.BENGAL	PATNA	BIRBHUM	77	78.27	76	78.67	78.47	96.10	98.68	3	1	BURDWAN	SH. S. RADHAKRISHNAN	0	71.11	0	80.88	0	81.24	0	88.67	0	74.88	1	63.09	0	77.98	0	0	0	0	0	84.7	1	58.26	0	78.52	2	68.13	0	79.32	0	82.96
24904	J&K	CHANDIGARH	KATHUA	79	73.83	80	82.66	78.27	98.73	98.75	1	1	J&K	SH. V.P GUPTA	0	77.63	0	77.4	0	84.19	0	88.42	1	75.51	0	0	0	0	0	83.72	0	84.54	0	85.4	1	44.9	0	66.28	0	62.03	0	76.3	0	78.39
74007	UTTAR PRADESH	LUCKNOW	BALLIA	81	80.3	63	75.24	78.09	97.53	93.65	2	4	LUCKNOW	MRS. SARITA	0	69.47	0	81.69	0	81.9	0	92.6	0	62.48	4	56.81	0	70.38	0	0	0	0	0	76.29	1	64	0	75.9	1	73.41	0	79.84	0	89.7
64044	UTTAR PRADESH	LUCKNOW	SHAHJAHANPUR	80	77.3	89	78.51	77.94	98.75	96.63	1	3	LUCKNOW	MRS. SARITA	1	68.61	0	77.49	0	87.27	0	81.14	2	70.39	0	0	0	0	0	77.64	0	80.55	0	79.87	0	61.03	0	75.77	1	67.49	0	71.14	0	86.04
54030	MADHYA PRADESH	BHOPAL	JABALPUR	81	76.48	76	79.39	77.89	98.77	98.68	1	1	JABALPUR	SMT. M. TRIPATHI	1	72.28	0	73.64	1	75.15	0	89.71	0	75.41	0	0	0	0	0	78.46	0	84.59	0	82.89	0	64.21	0	78.11	1	60.47	0	74.68	0	88.11
74024	UTTAR PRADESH	LUCKNOW	JALAUN	79	77.29	39	78.91	77.83	97.47	97.44	2	1	LUCKNOW	MRS. SARITA	0	75.32	0	78.81	0	80.67	0	87.5	0	80.92	1	60.58	0	79.92	0	0	0	0	0	82.15	0	40.33	1	75.12	1	64.19	0	78.86	0	82.92
69041	BIHAR	PATNA	SITAMARHI	77	78.38	39	76.52	77.75	98.70	97.44	1	1	KATIHAR	DR. B.K.SINHA	1	65.56	1	75.28	1	77.18	0	80.86	0	0	0	0	0	0	0	0	0	0	0	80.95	0	54.94	0	85.3	1	66.68	0	76.14	0	83.71
84078	UTTARAKHAND	LUCKNOW	PITHORAGARH	79	76.67	39	79.47	77.60	97.47	97.44	2	1	HARIDWAR	SH. P. R. PRASAD	0	76.75	0	79	1	71.74	0	84.75	0	0	0	0	0	0	0	0	0	0	0	85.53	0	0	2	65	0	66.68	0	78.19	0	84.24

SCH CODE	STATE NAME	RO NAME	JNV	NUMBER OF STUDENTS APPEARED CLASS X	CLASS AVERAGE* (CLASS-X)	NUMBER OF STUDENTS APPEARED CLASS XII	CLASS AVERAGE (CLASS-XII)	SCHOOL AVERAGE	PASS % OF JNV (CLASS-X)	PASS % OF JNV (CLASS-XII)	FAILED+COM P+UFM X	FAILED+COM P+UFM XII	CLUSTER NAME	CLUSTER I/C	MATHS NO. FAIL	MATHS SUBJ AVG	PHYSICS NO. FAIL	PHYSICS SUBJ AVG	CHEMISTRY NO. FAIL	CHEMISTRY SUBJ AVG	BIOLOGY NO. FAIL	BIOLOGY SUBJ AVG	ECONOMICS NO. FAIL	ECONOMICS SUBJ AVG	ACCOUNTANCY NO. FAIL	ACCOUNTANCY SUBJ AVG	B.STD. NO. FAIL	B.STD SUBJ AVG	HISTORY NO. FAIL	HISTORY SUBJ AVG	GEOGRAPHY NO. FAIL	GEOGRAPHY SUBJ. AVG.	ENGLISH CORE NO. FAIL	ENGLISH CORE SUBJ. AVG.	MATHS - BASIC NO. FAIL	MATHS - BASIC SUBJ AVG	MATHS - STD NO. FAIL	MATHS - STD SUBJ AVG	SCIENCE NO. FAIL	SCIENCE SUBJ AVG	ENGLISH NO. FAIL	ENGLISH SUBJ AVG	S.SC NO. FAIL	S.SC SUBJ AVG
54049	MADHYA PRADESH	BHOPAL	SHAJAPUR	82	76.65	87	78.34	77.52	98.78	97.70	1	2	BHOPAL	SH. M. MARIAPPAN	1	75.5	0	81.47	0	79.71	0	78.32	1	62	0	0	0	0	0	82.36	0	81	0	79	0	57.67	0	76.46	0	69.13	0	62.85	0	91.25
54051	MADHYA PRADESH	BHOPAL	TIKAMGARH	81	75.89	62	79.64	77.52	96.30	95.16	3	3	JABALPUR	SMT. M. TRIPATHI	0	72.06	0	78.94	0	82.97	0	94.12	0	0	3	59.89	0	81.15	0	0	0	0	0	75.68	0	53.06	0	75.92	3	62.78	0	71.88	0	90.12
39586	TRIPURA	SHILLONG	KHOWAI	80	75.12	59	80.56	77.43	98.75	98.31	1	1	SILCHAR	SH. S. K. SHARMA	0	67.07	0	73.52	0	78.39	0	89.57	1	66.39	0	0	0	0	0	83.22	0	85.42	0	85.54	1	59.77	0	92.67	0	68.68	0	75.03	0	73.99
74008	UTTAR PRADESH	LUCKNOW	BALRAMPUR	43	79.18	73	76.26	77.34	97.67	97.26	1	2	LUCKNOW	MRS. SARITA	0	73.21	0	73.12	0	77.09	2	72.36	0	75.28	0	0	0	0	0	80.43	0	82.8	0	71.51	0	75.78	0	77.56	1	70.81	0	75.86	0	83.33
39587	TRIPURA	SHILLONG	GOMATI	81	77.09	74	77.31	77.20	97.53	86.49	2	10	SILCHAR	SH. S. K. SHARMA	0	75.82	0	68	0	74	0	79.33	10	53.95	0	0	0	0	0	84.23	0	85.49	0	80.92	2	59.35	0	83.05	1	75.7	0	72.28	0	77.14
74005	UTTAR PRADESH	LUCKNOW	AZAMGARH	78	77.61	64	76.63	77.17	93.59	98.44	5	1	LUCKNOW	MRS. SARITA	0	72.43	0	78.66	0	74.43	0	79.86	0	76.21	1	66.24	0	78.14	0	0	0	0	0	79.58	0	0	5	69.38	1	68.19	0	70.72	0	90.21
69543	JHARKHAND	PATNA	DHANBAD	82	77.31	89	76.94	77.12	98.78	97.75	1	2	RANCHI B	DR. D. K. MODI	1	69.76	0	79.23	0	79.84	0	77.78	0	72.59	0	0	0	0	0	84.93	0	81.41	0	74.44	0	53.6	1	73.39	1	76.06	0	71.82	1	84.04
69536	JHARKHAND	PATNA	DEOGHAR	79	78	65	75.96	77.08	97.47	98.46	2	1	RANCHI B	DR. D. K. MODI	0	71.6	1	66.89	1	69.98	0	90.2	0	0	0	0	0	0	0	0	0	0	0	77.95	1	50.57	0	75.94	0	66.53	0	80.46	1	87.42
74016	UTTAR PRADESH	LUCKNOW	FAIZABAD	80	75.64	74	78.62	77.07	98.75	97.30	1	2	LUCKNOW	MRS. SARITA	0	74.33	0	82.18	0	84.93	0	91.4	0	78.53	2	63.09	0	78.18	0	0	0	0	0	76.38	0	56.56	0	77.13	1	66.11	1	76.38	0	77.71
74042	UTTAR PRADESH	LUCKNOW	BHADOHI	82	74.85	62	79.78	76.97	98.78	96.77	1	2	HARIDWAR	SH. P. R. PRASAD	0	85.47	0	80.82	0	79.21	0	81.2	0	75.82	1	66.68	0	78.04	0	0	0	0	0	83.4	0	0	0	71.38	1	63.9	0	75.6	0	80.28
69554	JHARKHAND	PATNA	PALAMU - II	39	76.92			76.92	97.44		1		RANCHI A	DR. D. K. MODI	0	0	0	0	0	0	0	0	0	0	0	0	0	0	0	0	0	0	0	0	0	59.21	0	72.52	1	66.54	0	73.74	0	87.38
64035	UTTAR PRADESH	LUCKNOW	BAREILLY	78	77.24	73	76.50	76.88	98.72	98.63	1	1	LUCKNOW	MRS. SARITA	0	83.88	0	76.63	0	79.05	0	84.65	1	70.57	1	65.4	1	74.93	0	0	0	0	0	76.03	0	58.39	0	79.18	1	62.81	0	72.13	0	87.06
69066	BIHAR	PATNA	SHEOHAR	40	76.82			76.82	97.50		1		PATNA	DR. B.K.SINHA	0	0	0	0	0	0	0	0	0	0	0	0	0	0	0	0	0	0	0	0	0	68.92	0	66.85	1	69	0	74.18	0	89.05
74028	UTTAR PRADESH	LUCKNOW	KANPUR-NAGAR	81	74.47	70	79.49	76.80	98.77	97.14	1	2	LUCKNOW	MRS. SARITA	0	73.14	0	79.3	0	88.79	0	87.5	0	79	2	69.65	0	79.81	0	0	0	0	0	79.96	1	45.37	0	72.29	0	66.07	0	76.04	0	82.04
39341	MANIPUR	SHILLONG	IMPHAL WEST	82	76.9	71	76.24	76.59	95.12	94.37	4	4	SHILLONG	SH. N. DHIREN SINGH	0	60.7	1	73.98	0	76.86	1	81.49	0	69.82	3	53.86	0	78.54	0	0	0	0	0	90.25	2	49.6	0	74.61	2	67.16	0	81.5	0	85.5
44517	HARYANA	JAIPUR	YAMUNANAGAR	75	72.89	69	80.54	76.56	96.00	98.55	3	1	KARNAL	SMT. KUSUM KUMARI SINGH	0	86.29	0	76.15	0	81.5	0	86.79	1	74.28	0	0	0	0	0	81.55	0	82.76	0	78.28	0	64.54	1	70.64	2	57.12	0	73.19	0	79.91
49025	KARNATAKA	HYDERABAD	BANGLORE RURAL	78	73.97	62	79.78	76.54	98.72	98.39	1	1	DHARWAD	RAGHAVAN KAVALAN	0	77.27	0	86.03	0	86.95	0	90.19	1	63.96	0	0	0	0	0	66	0	78.28	0	83	0	54.71	0	74.17	1	66.13	0	72.94	0	76.85
74004	UTTAR PRADESH	LUCKNOW	AURAIYA	39	79.16	81	75.23	76.51	97.44	97.53	1	2	AGRA	SH. N.P.RAJAN	1	68.58	0	74.38	0	83.11	0	82.07	0	66.5	1	74.42	0	76.47	0	0	0	0	0	74.33	0	70.91	0	79.71	1	70.82	0	75.56	0	89.31
14047	GUJARAT	PUNE	PANCHMAHAL	79	73.15	59	80.89	76.46	94.94	98.31	4	1	GANDHI NAGAR	SMT. R ANURADHA	0	80.35	0	76.27	0	88.73	0	83.04	1	63.07	0	69.6	0	74.87	0	0	0	0	0	84.47	1	52.8	0	79.49	3	60.53	0	67.05	0	84.37
69049	BIHAR	PATNA	MADHEPURA	82	77.37	73	75.40	76.44	97.56	95.89	2	3	KATIHAR-	DR. B.K.SINHA	0	70.96	0	75.97	0	80.74	0	76.75	3	63.97	3	58.54	0	73.97	0	0	0	0	0	81.55	0	59.04	0	77.21	2	60.26	0	81.89	0	91.18
24518	PB	CHANDIGARH	AMRITSAR -I	79	78.03	65	74.32	76.36	98.73	98.46	1	1	PUNJAB I	SH. V.P GUPTA	0	68.35	0	78.48	0	72.1	0	78	0	70.11	1	63.4	0	75.03	0	0	0	0	0	79.12	0	60.82	0	79.14	1	59.47	0	71.39	0	91.82
54035	MADHYA PRADESH	BHOPAL	MANDLA	82	73.37	57	80.23	76.18	98.78	98.25	1	1	JABALPUR	SMT. M. TRIPATHI	1	74.23	0	80.12	0	85.38	0	71.3	0	72.93	0	79.67	0	81.4	0	0	0	0	0	81.47	1	57.03	0	71.77	0	62.37	0	67.56	0	82.54
69525	JHARKHAND	PATNA	GODDA	77	75.37	30	78.03	76.12	97.40	96.67	2	1	RANCHI B	DR. D. K. MODI	1	70.94	0	75.07	0	78.6	0	84.92	0	0	0	0	0	0	0	0	0	0	0	80.17	0	0	1	67.69	1	64.09	0	77.62	0	83.52
24513	PB	CHANDIGARH	MANSA	73	77.44	60	74.27	76.01	97.26	98.33	2	1	PUNJAB I	SH. C.G. HOODA	1	60.39	0	72.13	0	67.39	0	86.6	0	63.19	0	0	0	0	0	84.22	0	80.65	0	75.18	0	59.31	0	73.41	1	62.28	0	68.1	0	89.47
74040	UTTAR PRADESH	LUCKNOW	RAEBARELI	82	74.23	62	78.25	75.96	97.56	96.77	2	2	LUCKNOW	MRS. SARITA	1	69.31	0	76.72	0	79.38	0	79.54	0	79.22	1	68.96	0	78.87	0	0	0	0	0	81.81	1	37	1	64.01	0	68.9	0	75.01	0	80.71
44510	HARYANA	JAIPUR	FARIDABAD	79	74.44	79	77.44	75.94	94.94	98.73	4	1	KARNAL	SMT. KUSUM KUMARI SINGH	1	79.81	0	77.08	0	79.13	0	85	0	69.43	0	69.83	0	73.73	0	0	0	0	0	81.15	0	60.33	0	80.73	4	58.37	1	77.03	0	74.25
74030	UTTAR PRADESH	LUCKNOW	KAUSHAMBI	80	75.12	46	77.17	75.87	98.75	89.13	1	5	HARIDWAR	SH. P. R. PRASAD	0	76	0	80.07	0	78.23	0	85.08	0	70.25	5	55.5	0	73.94	0	0	0	0	0	81.59	1	42	0	74.49	0	67.66	0	71.91	0	82.45
74013	UTTAR PRADESH	LUCKNOW	CHITRAKOOT	39	75.28	32	76.53	75.84	97.44	90.63	1	3	LUCKNOW	MRS. SARITA	1	66.75	0	77	2	71.34	0	79.25	0	0	0	0	0	0	0	0	0	0	0	84.31	0	57.3	1	67.83	0	70.15	0	73.36	0	85
39245	ASSAM	SHILLONG	DIBRUGARH	73	75.58	43	76.10	75.77	98.63	97.67	1	1	DIBRUGARH	SH. C. HARI BABU	0	72.48	0	76.45	0	82.48	0	81.7	0	75.64	1	69.36	0	76.36	0	0	0	0	0	71.21	1	48.52	0	76.44	0	66.44	0	77.47	0	78.82
64043	UTTAR PRADESH	LUCKNOW	PILIBHIT	77	74.88	75	76.53	75.69	98.70	88.00	1	9	LUCKNOW	MRS. SARITA	0	74.08	0	80.35	0	81.3	0	87.5	9	55.44	0	66.53	0	73	0	0	0	0	0	81.79	0	60.05	0	75.81	1	62.77	0	69.36	0	84.03
19173	W.BENGAL	PATNA	UTTAR DINAJPUR	38	75.48			75.48	92.11		3		BURDWAN-	SH. S. RADHAKRISHNAN	0	0	0	0	0	0	0	0	0	0	0	0	0	0	0	0	0	0	0	0	0	0	1	63.75	1	77.44	1	67.11	1	81.66	0	67.55
14078	RAJASTHAN	JAIPUR	SIKAR	79	75.23	52	75.40	75.30	98.73	98.08	1	1	JHUNJHUNU	SH. SURESH KUMAR	0	72.43	0	73.96	1	75.64	0	84	0	75.88	0	0	0	0	0	81.75	0	81.5	0	72.92	0	0	1	74.68	0	61.08	0	71.75	0	84.75
39246	ASSAM	SHILLONG	TINSUKIA	82	76.25	61	73.68	75.15	97.56	95.08	2	3	DIBRUGARH	SH. C. HARI BABU	1	60.12	0	65.03	0	71.42	0	75.16	2	75.2	0	77.2	0	79.07	0	0	0	0	0	75.21	2	44.85	0	78.4	0	63.06	0	80.61	0	83.59
84062	UTTAR PRADESH	LUCKNOW	J P NAGAR	77	75.1	73	74.87	74.99	96.10	90.41	3	7	AGRA	SH. N.P.RAJAN	4	58.15	1	70.61	2	68.87	2	66.73	0	72.57	0	0	0	0	0	78.98	0	83.88	0	75.86	2	53.67	0	68.43	2	69.64	0	72.51	0	76.88
69546	JHARKHAND	PATNA	JAMTARA	40	75.02	30	74.81	74.93	95.00	96.67	2	1	RANCHI B	DR. D. K. MODI	0	61.61	0	68.3	1	69.17	1	76.14	0	0	0	0	0	0	0	0	0	0	0	78.1	1	56.33	1	74.96	1	65.38	0	74.65	0	82.4
69042	BIHAR	PATNA	GOPALGANJ	75	73.95	31	76.63	74.73	98.67	96.77	1	1	PATNA	DR. B.K.SINHA	0	68.42	1	66.74	0	70.26	1	78.32	0	0	0	0	0	0	0	0	0	0	0	85.06	1	61.56	0	83.67	1	64.29	0	75.28	0	80
74017	UTTAR PRADESH	LUCKNOW	FARRUKHABAD	78	75.42	48	73.58	74.72	98.72	95.83	1	2	AGRA	SH. N.P.RAJAN	2	65.26	0	73.15	0	71.67	0	73.88	0	0	0	0	0	0	0	0	0	0	0	80.46	1	41.38	0	72.5	0	62.18	0	78.05	0	79.94
69014	BIHAR	PATNA	BHOJPUR	80	74.19	51	74.50	74.31	97.50	98.04	2	1	PATNA-B	DR. B.K.SINHA	0	68.77	0	80.75	0	80.57	0	76.57	1	57.13	1	54.04	0	69.78	0	0	0	0	0	80.35	1	50.95	0	79.03	1	61.14	0	73.73	0	86.89
69055	BIHAR	PATNA	JEHANABAD	36	74.08			74.08	97.22		1		PATNA	DR. B.K.SINHA	0	0	0	0	0	0	0	0	0	0	0	0	0	0	0	0	0	0	0	0	1	59.43	0	72.27	0	64.69	0	65.42	0	82.78
64040	UTTAR PRADESH	LUCKNOW	ETAH	77	70.64	78	77.44	74.06	97.40	98.72	2	1	AGRA	SH. N.P.RAJAN	0	71.43	0	79.23	0	80.43	0	85.14	1	67.65	0	0	0	0	0	83.7	0	81.02	0	73.78	1	59.11	0	71.93	1	61.65	0	64.23	0	78.59
59204	UT	HYDERABAD	PONDYCHERRY	79	63.54	64	86.89	73.99	97.47	98.44	2	1	KERALA	M DRAVIDAMANI	1	88.28	0	91	0	88.41	1	84.14	0	66.76	0	91.88	0	86.48	0	0	0	0	0	85	2	43.47	0	66.02	0	61.76	0	62.57	0	63.23
44513	HARYANA	JAIPUR	NUH	73	69.21	61	79.67	73.97	93.15	98.36	5	1	KARNAL	SMT. KUSUM KUMARI SINGH	0	79.45	0	77.53	0	81.68	0	84.71	0	76.96	0	0	0	0	0	83.3	0	83.07	1	74.16	5	27.25	0	67.42	1	65.21	0	66.15	0	72.58
14035	GUJARAT	PUNE	KHEDA	76	72.9	39	75.25	73.70	98.68	94.87	1	2	GANDHI NAGAR	MR. K.V.SURESH	0	75.06	2	59.54	0	75.38	0	90.7	0	0	0	0	0	0	0	0	0	0	0	78.15	0	67.15	0	75.62	0	68.45	1	59.39	0	76.42
54026	MADHYA PRADESH	BHOPAL	ASHOKNAGAR	79	74.22	78	73.09	73.66	94.94	98.72	4	1	JABALPUR	SMT. M. TRIPATHI	0	77.05	0	80.11	0	76.31	0	76.89	1	70.6	0	0	0	0	0	67.24	0	74.5	0	68.24	0	0	1	59.92	4	57.66	0	76.73	0	87.52
64041	UTTAR PRADESH	LUCKNOW	HATHRAS	73	71.4	61	76.14	73.56	97.26	95.08	2	3	AGRA	SH. N.P.RAJAN	1	62.03	0	71.35	0	84.4	1	84.33	1	64.52	0	66.71	0	75.19	0	0	0	0	0	82.74	0	60.29	2	63.32	0	60.14	0	67.48	0	85.14
19070	ODISHA	BHOPAL	KORAPUT	77	68.43	79	78.45	73.50	93.51	98.73	5	1	CUTTACK	SMT. NEELAM PANI	1	63.69	0	76.38	0	77.38	0	89.56	0	80.28	0	0	0	0	0	70.53	0	81.63	0	80.05	3	44.22	0	68.71	2	52.83	0	68.34	0	82.06
64042	UTTAR PRADESH	LUCKNOW	FIROZABAD	79	70.25	46	78.71	73.36	92.41	97.83	6	1	AGRA	SH. N.P.RAJAN	1	67.81	0	81.46	0	78.09	0	81.33	0	0	0	0	0	0	0	0	0	0	0	84.15	3	48.29	0	66.33	3	59.01	0	69.22	0	81.13

SCH CODE	STATE NAME	RO NAME	JNV	NUMBER OF STUDENTS APPEARED CLASS X	CLASS AVERAGE* (CLASS-X)	NUMBER OF STUDENTS APPEARED CLASS XII	CLASS AVERAGE (CLASS-XII)	SCHOOL AVERAGE	PASS % OF JNV (CLASS-X)	PASS % OF JNV (CLASS-XII)	FAILED+COMP+UFM X	FAILED+COMP+UFM XII	CLUSTER NAME	CLUSTER I/C	MATHS NO. FAIL	MATHS SUBJ AVG	PHYSICS NO. FAIL	PHYSICS SUBJ AVG	CHEMISTRY NO. FAIL	CHEMISTRY SUBJ AVG	BIOLOGY NO. FAIL	BIOLOGY SUBJ AVG	ECONOMICS NO. FAIL	ECONOMICS SUBJ AVG	ACCOUNTANCY NO. FAIL	ACCOUNTANCY SUBJ AVG	B.STD. NO. FAIL	B.STD SUBJ AVG	HISTORY NO. FAIL	HISTORY SUBJ AVG	GEOGRAPHY NO. FAIL	GEOGRAPHY SUBJ. AVG.	ENGLISH CORE NO. FAIL	ENGLISH CORE SUBJ. AVG.	MATHS - BASIC NO. FAIL	MATHS - BASIC SUBJ AVG	MATHS - STD NO. FAIL	MATHS - STD SUBJ AVG	SCIENCE NO. FAIL	SCIENCE SUBJ AVG	ENGLISH NO. FAIL	ENGLISH SUBJ AVG	S.SC. NO. FAIL	S.SC SUBJ AVG
44506	HARYANA	JAIPUR	MOHINDERGARH	73	71.23	48	76.53	73.33	98.63	95.83	1	2	JHUNJHUNU	SH. SURESH KUMAR	0	87.48	0	76.55	0	84.13	0	76.3	1	56.76	1	64.59	0	67.71	0	0	0	0	0	77.94	0	50	1	77.08	1	63.37	1	69.25	1	71.4
14032	GUJARAT	PUNE	BHARUCH	78	66.28	69	80.16	72.80	88.46	97.10	9	2	GANDHI NAGAR	MR. K.V.SURESH	1	64.92	0	86.55	0	80.64	0	85.56	1	72.38	0	0	0	0	0	89.34	0	85.12	0	69.48	4	49.4	0	76.34	9	52.06	0	61.68	0	77.49
54062	MADHYA PRADESH	BHOPAL	BURHANPUR	40	70.74	36	73.42	72.01	97.50	97.22	1	1	BHOPAL	SH. M. MARIAPPAN	0	72.11	1	66.69	0	73.22	0	83	0	0	0	0	0	0	0	0	0	0	0	75.17	0	46.8	0	60.47	1	57.63	0	72	0	80.3
39199	ARUNACHAL PRADESH	SHILLONG	UPPER SIANG	37	71.64			71.64	97.30		1		DIBRUGARH	SH. C. HARI BABU	0	0	0	0	0	0	0	0	0	0	0	0	0	0	0	0	0	0	0	0	0	0	0	64.43	1	64.62	0	77.49	0	77.11
19172	W.BENGAL	PATNA	DARJEELING	33	71.55			71.55	96.97		1		BURDWAN-	SH. S. RADHAKRISHNAN	0	0	0	0	0	0	0	0	0	0	0	0	0	0	0	0	0	0	0	0	0	0	0	55.53	0	66	1	51.7	0	80	0	86.55
54040	MADHYA PRADESH	BHOPAL	RAISEN	76	71.66	69	70.78	71.24	94.74	95.65	4	3	JABALPUR	SMT. M. TRIPATHI	0	71.5	0	77.63	0	75.43	0	90.9	0	61.49	3	58.41	0	66.77	0	0	0	0	1	74.04	0	55.92	0	74.12	4	56.12	0	67.03	0	77.21
24907	J&K	CHANDIGARH	UDHAMPUR	80	69.04	56	74.25	71.19	97.50	92.86	2	4	J&K	MR. ZAHOOR AHMAD	0	68.36	0	71.96	0	72.88	0	87.36	2	74.71	3	63.61	1	74.39	0	0	0	0	0	76.29	1	53.09	0	71.82	1	58.14	0	70.08	0	80.63
14065	RAJASTHAN	JAIPUR	DUNGARPUR	71	69.15	57	73.49	71.08	98.59	92.98	1	4	JODHPUR	SH. SURESH KUMAR	2	63.24	0	68.97	0	72.13	0	70.4	1	76.28	0	0	0	0	0	79.96	0	80.2	1	71.44	0	46.69	0	73.14	1	56.2	0	67.62	0	73.31
14087	RAJASTHAN	JAIPUR	SRI GANGANAGAR-II	38	70.95			70.95	97.37		1		JHUNJHUNU	SH. SURESH KUMAR	0	0	0	0	0	0	0	0	0	0	0	0	0	0	0	0	0	0	0	0	0	0	0	55.11	0	70.59	1	65.13	0	66.03	0	79.37
69545	JHARKHAND	PATNA	SIMDEGA	80	63.98	72	78.69	70.95	90.00	98.61	8	1	RANCHI	DR. D. K. MODI	1	66.96	1	65.47	0	74.28	0	88.88	0	79.43	0	0	0	0	0	79.55	0	83.2	0	79.47	2	47.34	0	73.09	8	48.77	0	62.1	0	73.8
69522	JHARKHAND	PATNA	LOHARDAGA	79	67.35	50	76.15	70.76	96.20	96.00	3	2	RANCHI	DR. D. K. MODI	0	70.36	0	69.65	0	76.35	0	90	2	67.63	1	58.93	0	77.53	0	0	0	0	0	76.86	0	53.61	1	60.98	2	60.52	0	71.54	0	74.18
69053	BIHAR	PATNA	MUNGER	81	67.53	49	74.95	70.33	92.59	97.96	6	1	KATIHAR-	DR. D. K. MODI	0	72.32	1	66.97	1	77.63	1	77.57	0	73.12	0	48.24	0	73.71	0	0	0	0	0	78.39	6	44.89	0	78.65	0	60.73	0	63.22	0	73.85
24506	PB	CHANDIGARH	SBS NAGAR	66	67.61	59	71.76	69.57	95.45	94.92	3	3	PUNJAB I	SH. C.G. HOODA	0	74.09	0	74.67	0	68.71	0	74.7	3	60.24	0	0	0	0	0	76.34	0	74.95	0	70.59	0	54.08	0	57.5	3	44.56	0	74.56	0	71.24
69523	JHARKHAND	PATNA	GUMLA	78	67.73	79	71.30	69.53	92.31	97.47	6	2	RANCHI A	DR. D. K. MODI	0	62.59	0	74.71	0	70.37	0	81.82	0	67.63	0	0	0	0	0	76.83	0	76.22	2	61.49	0	52.84	0	66.09	6	49.04	0	70.41	0	82.83
24902	J&K	CHANDIGARH	BARMULLA	66	66.95	28	74.50	69.20	93.94	89.29	4	3	J&K-1	MR. ZAHOOR AHMAD	1	56.14	1	72.46	0	78.31	0	81	2	61.93	0	58.13	0	75.07	0	0	0	0	0	83.61	3	49.23	0	70	1	59.09	0	73.02	0	64.12
24505	PB	CHANDIGARH	KAPURTHALA	59	62.99	62	74.84	69.06	94.92	98.39	3	1	PUNJAB I	SH. V.P GUPTA	0	69.67	0	78.13	0	69.13	0	75.33	1	62.45	0	0	0	0	0	73.84	0	78.53	0	78.89	0	40.44	0	47.17	3	40.95	0	55.36	0	65.12
54031	MADHYA PRADESH	BHOPAL	ALIRAJPUR	78	66.82	77	70.26	68.53	94.87	94.81	4	4	BHOPAL	SH. M. MARIAPPAN	1	71.4	1	64.56	0	65.08	2	68	1	66.39	0	0	0	0	0	79.17	0	77.88	0	67.4	2	48.72	0	61.48	4	50.74	0	67.14	0	74.91
39202	ARUNACHAL PRADESH	SHILLONG	KURUNG KUMEY	23	68.11			68.11	86.96		3		DIBRUGARH	SH. C. HARI BABU	0	0	0	0	0	0	0	0	0	0	0	0	0	0	0	0	0	0	0	0	0	3	23.75	0	65.16	1	54.09	0	74	0	78.39
39193	ARUNACHAL PRADESH	SHILLONG	TIRAP	80	64.63	30	76.85	67.96	98.75	93.33	1	2	DIBRUGARH	SH. C. HARI BABU	1	53	0	66.88	0	89	0	75.75	0	89.36	1	54	0	84.29	0	0	0	0	0	82.67	0	45.85	0	63.08	0	65.13	0	69.09	0	65.34
39324	MEGHALAYA	SHILLONG	WEST GARO HILLS	79	66.73	35	70.61	67.92	91.14	77.14	7	8	SHILLONG	SH. N. DHIREN SINGH	8	45.08	0	67.43	0	71.37	1	72.57	0	0	0	0	0	0	0	0	0	0	0	89.77	1	40.33	5	64.72	3	58.08	1	75.81	1	64.62
39242	ASSAM	SHILLONG	KARBI ANGLONG-I	78	61.97	66	74.50	67.71	96.15	92.42	3	5	DIBRUGARH	SH. C. HARI BABU	0	59.28	0	71.48	1	66.59	4	61.41	1	68.59	0	0	0	0	0	73.65	0	81.7	0	86.85	0	45.92	0	62.78	2	52.09	0	72.15	1	67.82
14036	GUJARAT	PUNE	DAHOD-I	64	66.29	14	71.06	67.15	89.06	92.86	7	1	AHMEDABAD	MR. K.V.SURESH	0	70.33	1	56.29	0	72.43	0	79.92	0	0	0	0	0	0	0	0	0	0	0	75.43	4	47.89	0	75.06	4	52.2	0	59.02	0	79.23
69043	BIHAR	PATNA	KHAGARIA	37	67.09			67.09	91.89		3		BURDWAN	SH. S. RADHAKRISHNAN	0	0	0	0	0	0	0	0	0	0	0	0	0	0	0	0	0	0	0	0	0	2	42	0	77.5	2	49.18	0	65.77	0	75.72
39250	ASSAM	SHILLONG	GOALPARA	72	64.36	58	70.03	66.89	91.67	96.55	6	2	GUWAHATI	SH. S. K. SHARMA	0	58.1	0	71.85	0	72.58	0	84.67	2	54.84	0	0	0	0	0	74.81	0	74.28	0	67.12	4	54.37	0	68.09	3	61.92	1	67.53	1	60.58
14034	GUJARAT	PUNE	PORBANDAR	78	61.95	45	74.06	66.38	97.44	97.78	2	1	AHMEDABAD	SMT. R ANURADHA	0	59	0	70.06	0	71	0	68.5	0	77.07	0	0	0	0	0	78.15	0	78.78	0	72.31	0	50.17	0	67	2	50.82	0	55.63	0	65.63
34807	GOA	PUNE	VALPOI	68	64.48	17	67.34	65.05	86.76	70.59	9	5	SANGLI	MR. K.V.SURESH	0	0	0	0	0	0	0	0	5	52.06	0	0	0	0	0	65.82	0	74.24	0	71.71	8	43.81	0	71.64	4	58	0	73.91	0	60.38
39369	NAGALAND	SHILLONG	TUENSANG	26	63.97			63.97	96.15		1		SHILLONG	SH. N. DHIREN SINGH	0	0	0	0	0	0	0	0	0	0	0	0	0	0	0	0	0	0	0	0	0	0	57.38	1	67.46	0	54.65	0	80.38	1	60.96
59326	UT	HYDERABAD	YANAM	65	59.42	8	75.50	61.18	98.46	75.00	1	2	VISHAKHA	B. RAJENDRA RAO	2	58	0	76.25	1	72	0	80.8	0	0	0	0	0	0	0	0	0	0	0	83	0	44	0	60.07	0	52.91	1	63.05	0	54.11
39320	MEGHALAYA	SHILLONG	SOUTH GARO HILLS	34	53.71	28	68.29	60.29	91.18	78.57	3	6	SHILLONG	SH. N. DHIREN SINGH	0	0	0	0	0	0	0	0	6	47.79	0	0	0	0	0	81.36	0	75.04	0	64.21	1	38.18	0	0	2	35.85	0	55.47	0	71.44
39357	MIZORAM	SHILLONG	CHAMPHAI	34	53.73	15	73.59	59.81	88.24	86.67	4	2	SILCHAR	SH. S. K. SHARMA	0	0	0	0	0	0	0	0	0	78.53	0	0	0	0	2	57.47	0	79	0	75.4	0	0	2	45.12	2	45.12	0	58.62	1	42.79
39371	NAGALAND	SHILLONG	WOKHA	31	57.77			57.77	93.55		2		SHILLONG	SH. N. DHIREN SINGH	0	0	0	0	0	0	0	0	0	0	0	0	0	0	0	0	0	0	0	0	0	0	55.24	0	65.33	2	41.03	0	64.94	0	70.32
34901	UTS	PUNE	DIU	66	49.99	37	63.24	54.75	81.82	81.08	12	7	AHMEDABAD	SMT. R ANURADHA	0	58	0	60.13	0	66.13	0	69.57	6	57.86	0	0	0	0	1	66.97	1	68.21	3	58.11	8	34.63	0	56.75	8	36.09	0	45.21	0	60.33
39374	NAGALAND	SHILLONG	MON	68	53.06	35	56.96	54.39	95.59	94.29	3	2	SHILLONG	SH. N. DHIREN SINGH	0	55	0	53	0	68.84	0	60.47	2	49.13	0	0	0	0	2	42.19	1	58.38	1	57.03	0	0	0	38.81	1	40.25	0	62.9	0	74.85
39375	NAGALAND	SHILLONG	DIMAPUR	47	48.85	38	59.43	53.58	61.70	92.11	18	3	SHILLONG	SH. N. DHIREN SINGH	0	0	0	0	0	0	0	0	3	37.71	0	0	0	0	0	57.29	2	63.21	2	65.13	18	31.55	0	0	5	40.28	1	67.02	1	54.38
39379	NAGALAND	SHILLONG	LONGLENG	24	40.88			40.88	33.33		16		DIBRUGARH	SH. C. HARI BABU	0	0	0	0	0	0	0	0	0	0	0	0	0	0	0	0	0	0	0	0	0	11	30.33	4	32.83	0	55.13	0	54.04

11 REGION WISE STATEMENT OF NO. OF STUDENTS APPEARED. PASSED & FAILED [BOYS/GIRLS/ SC/ST/OBC/PWD]

CBSE RESULT ANALYSIS - 2020

SL	Region	APPEARED							PASSED							FAILED/COMPTT./N.E./IMPROVEMENT/OTHERS						
		BOYS	GIRLS	SC	ST	OBC	PWD	TOTAL	BOYS	GIRLS	SC	ST	OBC	PWD	TOTAL	BOYS	GIRLS	SC	ST	OBC		TOTAL
		CLASS - X						(B + G)	CLASS - X						(B + G)	CLASS - X						(B+
1	BHOPAL	4394	2619	1659	1968	2330	90	7013	4350	2598	1631	1940	2322	90	6948	44	21	28	28	8	0	65
	%age	62.66	37.34	23.66	28.06	33.22	1.28	100	99.00	99.20	98.31	98.58	99.66	100.00	99.07	1.00	0.80	1.69	1.42	0.34	-	0.93
2	CHANDIGARH	1742	1466	1202	417	314	6	3208	1729	1449	1188	413	309	6	3178	13	17	14	4	5	0	30
	%age	54.30	45.70	37.47	13.00	9.79	0.19	100	99.25	98.84	98.84	99.04	98.41	100.00	99.06	0.75	1.16	1.16	0.96	1.59	-	0.94
3	HYDERABAD	3280	2396	1307	609	2658	77	5676	3274	2388	1299	607	2654	77	5662	6	8	8	2	4	0	14
	%age	57.79	42.21	23.03	10.73	46.83	1.36	100	99.82	99.67	99.39	99.67	99.85	100.00	99.75	0.18	0.33	0.61	0.33	0.15	-	0.25
4	JAIPUR	2632	1475	1271	447	1527	37	4107	2602	1461	1255	443	1510	36	4063	30	14	16	4	17	1	44
	%age	64.09	35.91	30.95	10.88	37.18	0.90	100	98.86	99.05	98.74	99.11	98.89	97.30	98.93	1.14	0.95	1.26	0.89	1.11	2.70	1.07
5	LUCKNOW	3787	1934	1793	163	2331	64	5721	3741	1910	1766	156	2307	60	5651	46	24	27	7	24	4	70
	%age	66.19	33.81	31.34	2.85	40.74	1.12	100	98.79	98.76	98.49	95.71	98.97	93.75	98.78	1.21	1.24	1.51	4.29	1.03	6.25	1.22
6	PATNA	3351	1854	1276	787	2178	18	5205	3252	1824	1235	755	2140	18	5076	99	30	41	32	38	0	129
	%age	64.38	35.62	24.51	15.12	41.84	0.35	100	97.05	98.38	96.79	95.93	98.26	100.00	97.52	2.95	1.62	3.21	4.07	1.74	-	2.48
7	PUNE	2582	1805	894	721	1507	49	4387	2536	1768	879	691	1483	48	4304	46	37	15	30	24	1	83
	%age	58.86	41.14	20.38	16.43	34.35	1.12	100	98.22	97.95	98.32	95.84	98.41	97.96		1.78	2.05	1.68	4.16	1.59	2.04	1.89
8	SHILLONG	2794	2287	602	2820	802	0	5081	2723	2251	593	2734	795	0	4974	71	36	9	86	7	0	107
	%age	54.99	45.01	11.85	55.50	15.78	`	100	97.46	98.43	98.50	96.95	99.13	-	97.89	2.54	1.57	1.50	3.05	0.87	#DIV/0!	2.11
	NVS	24562	15836	10004	7932	13647	341	40398	24207	15649	9846	7739	13520	335	39856	355	187	158	193	127	6	542
	%age	60.80	39.20	24.76	19.63	33.78	0.84	100	98.55	98.82	98.42	97.57	99.07	98.24	98.66	1.45	1.18	1.58	2.43	0.93	1.76	1.34
		CLASS - XII							CLASS - XII							CLASS - XII						
1	BHOPAL	3409	2312	1337	1526	1913	64	5721	3382	2299	1328	1511	1900	64	5681	27	13	9	15	13	0	40
	%age	59.59	40.41	23.37	26.67	33.44	1.12	100	99.21	99.44	99.33	99.02	99.32	100.00	99.30	0.79	0.56	0.67	0.98	0.68	-	0.70
2	CHANDIGARH	1425	1371	1000	346	315	0	2796	1404	1357	992	341	312	0	2761	21	14	8	5	3	0	35
	%age	50.97	49.03	35.77	12.37	11.27	-	100	98.53	98.98	99.20	98.55	99.05	#DIV/0!	98.75	1.47	1.02	0.80	1.45	0.95	#DIV/0!	1.25
3	HYDERABAD	1981	1319	758	312	1484	32	3300	1973	1309	754	307	1479	32	3282	8	10	4	5	5	0	18
	%age	60.03	39.97	22.97	9.45	44.97	0.97	100	99.60	99.24	99.47	98.40	99.66	100.00	99.45	0.40	0.76	0.53	1.60	0.34	-	0.55
4	JAIPUR	2142	1291	1049	329	1223	9	3433	2127	1285	1038	322	1222	9	3412	15	6	11	7	1	0	21
	%age	62.39	37.61	30.56	9.58	35.62	0.26	100	99.30	99.54	98.95	97.87	99.92	100.00	99.39	0.70	0.46	1.05	2.13	0.08	-	0.61
5	LUCKNOW	3180	1595	1510	130	1819	0	4775	3094	1571	1461	128	1779	0	4665	86	24	49	2	40	0	110
	%age	66.60	33.40	31.62	2.72	38.09	-	100	97.30	98.50	96.75	98.46	97.80	-	97.70	2.70	1.50	3.25	1.54	2.20	-	2.30
6	PATNA	2146	1320	803	539	1362	6	3466	2118	1304	792	525	1348	6	3422	28	16	11	14	14	0	44
	%age	61.92	38.08	23.17	15.55	39.30	0.17	100	98.70	98.79	98.63	97.40	98.97	100.00	98.73	1.30	1.21	1.37	2.60	1.03	-	1.27
7	PUNE	1494	968	585	279	893	15	2462	1474	952	577	277	872	15	2426	20	16	8	2	21	0	36
	%age	60.68	39.32	23.76	11.33	36.27	0.61	100	98.66	98.35	98.63	99.28	97.65	100.00	98.54	1.34	1.65	1.37	0.72	2.35	-	1.46
8	SHILLONG	1661	1538	393	1782	566	0	3199	1616	1507	384	1738	554	0	3123	45	31	9	44	12	0	76
	%age	51.92	48.08	12.29	55.70	17.69	-	100	97.29	97.98	97.71	97.53	97.88	-	97.62	2.71	2.02	2.29	2.47	2.12	#DIV/0!	2.38
	NVS	17438	11714	7435	5243	9575	126	29152	17188	11584	7326	5149	9466	126	28772	250	130	109	94	109	0	380
	%age	59.82	40.18	25.50	17.99	32.85	0.43	100	98.57	98.89	98.53	98.21	98.86	100.00	98.70	1.43	1.11	1.47	1.79	1.14	-	1.30

CBSE RESULT ANALYSIS - 2019

CLASS-X

S.NO.	REGION	APPEARED							PASSED							FAILED/COMPT/OTHERS						
		SC	ST	OBC	PWD	BOYS	GIRLS	TOTAL*	SC	ST	OBC	PWD	BOYS	GIRLS	TOTAL	SC	ST	OBC	PWD	BOYS	GIRLS	TOTAL
1	BHOPAL	1679	1915	2257	114	4389	2626	7015	1667	1888	2246	111	4360	2604	6964	12	27	11	3	29	22	51
	%	24	27	32	2	63	37	100	24	27	32	2	63	37	100	24	53	22	6	57	43	100
2	CHANDIGARH	1270	456	314	11	1790	1527	3317	1262	450	310	11	1774	1524	3298	8	6	4	0	16	3	19
	%	38	14	9	0	54	46	100	38	14	9	0	54	46	100	42	32	21	0	84	16	100
3	HYDERABAD	1291	600	2438	77	3184	2320	5504	1290	597	2432	77	3180	2315	5495	1	3	6	0	4	5	9
	%	23	11	44	1	58	42	100	23	11	44	1	58	42	100	11	33	67	0	44	56	100
4	JAIPUR	1266	473	1532	28	2642	1513	4155	1242	462	1528	27	2612	1503	4115	24	11	4	1	30	10	40
	%	30	11	37	1	64	36	100	30	11	37	1	63	37	100	60	28	10	3	75	25	100
5	LUCKNOW	1730	174	2206	65	3754	1872	5626	1701	170	2176	65	3711	1859	5570	29	4	30	0	43	13	56
	%	31	3	39	1	67	33	100	31	3	39	1	67	33	100	52	7	54	0	77	23	100
6	PATNA	1284	773	2178	10	3291	1892	5183	1243	746	2146	9	3221	1865	5086	41	27	32	1	70	27	97
	%	25	15	42	0	63	37	100	24	15	42	0	63	37	100	42	28	33	1	72	28	100
7	PUNE	918	702	1582	55	2591	1811	4402	907	668	1563	54	2554	1776	4330	11	34	19	1	37	35	72
	%	21	16	36	1	59	41	100	21	15	36	1	59	41	100	15	47	26	1	51	49	100
8	SHILLONG	578	2602	742	0	2557	2125	4682	562	2422	715	0	2431	2023	4454	16	180	27	0	126	102	228
	%	12	56	16	0	55	45	100	13	54	16	0	55	45	100	7	79	12	0	55	45	100
	TOTAL	10016	7695	13249	360	24198	15686	39884	9874	7403	13116	354	23843	15469	39312	142	292	133	6	355	217	572

*** ONE TRANSGENDER APPEARED& PASSED IN CHANDIGARH REGION**

CLASS-XII

S.NO	Region	APPEARED							PASSED							FAILED/COMP/NE/IMPROVEMENT/OTHERS						
		SC	ST	OBC	PWD	BOYS	GIRLS	TOTAL	SC	ST	OBC	PWD	BOYS	GIRLS	TOTAL	SC	ST	OBC	PWD	BOYS	GIRLS	TOTAL
1	**BHOPAL**	1350	1564	1914	62	3576	2294	5870	1308	1486	1885	60	3463	2239	5702	42	78	29	2	113	55	168
	%	23	27	33	1	61	39	100	23	26	33	1	61	39	100	25	46	17	1	67	33	100
2	**CHANDIGARH**	1071	361	288	1	1472	1317	2789	1038	352	275	1	1415	1293	2708	33	9	13	0	57	24	81
	%	38		10	0	53	47	100	38	13	10	0	52	48	100	41	11	16	0	70	30	100
3	**HYDERABAD**	772	302	1437	40	1879	1440	3319	759	301	1423	39	1863	1427	3290	13	1	14	1	16	13	29
	%	23	9	43	1	57	43	100	23	9	43	1	57	43	100	45	3	48	3	55	45	100
4	**JAIPUR**	1092	402	1334	22	2248	1407	3655	1068	398	1316	22	2215	1391	3606	24	4	18	0	33	16	49
	%	30	11	36	1	62	38	100	30	11	36	1	61	39	100	49	8	37	0	67	33	100
5	**LUCKNOW**	1552	141	1971	14	3342	1793	5135	1483	131	1901	14	3235	1740	4975	69	10	70	0	107	53	160
	%	30	3	38	0	65	35	100	30	3	38	0	65	35	100	43	6	44	0	67	33	100
6	**PATNA**	866	593	1495	45	2293	1420	3713	806	566	1419	41	2167	1370	3537	60	27	76	4	126	50	176
	%	23	16	40	1	62	38	100	23	16	40	1	61	39	100	34	15	43	2	72	28	100
7	**PUNE**	654	403	995	33	1578	1246	2824	630	389	969	33	1545	1209	2754	24	14	26	0	33	37	70
	%	23	14	35	1	56	44	100	23	14	35	1	56	44	100	34	20	37	0	47	53	100
8	**SHILLONG**	460	1862	662	3	1882	1646	3528	441	1625	619	3	1719	1501	3220	19	237	43	0	163	145	308
	%	13	53	19	0	53	47	100	14	50	19	0	53	47	100	6	77	14	0	53	47	100
	TOTAL	**7817**	**5628**	**10096**	**220**	**18270**	**12563**	**30833**	**7533**	**5248**	**9807**	**213**	**17622**	**12170**	**29792**	**284**	**380**	**289**	**7**	**648**	**393**	**1041**

CBSE RESULT ANALYSIS - 2018

SL	Region	APPEARED							PASSED							FAILED/COMPTT./N.E./IMPROVEMENT/OTHERS						
		BOYS	GIRLS	SC	ST	OBC	PWD	TOTAL (B + G)	BOYS	GIRLS	SC	ST	OBC	PWD	TOTAL (B + G)	BOYS	GIRLS	SC	ST	OBC		TOTAL (B+
		CLASS - X							CLASS - X							CLASS - X						
1	BHOPAL	4117	2712	1638	1935	2161	87	6829	4009	2652	1602	1846	2133	79	6661	108	60	36	89	28	8	168
	%age	60.29	39.71	23.99	28.34	31.64	1.27	100	97.38	97.79	97.80	95.40	98.70	90.80	97.54	2.62	2.21	2.20	4.60	1.30	9.20	2.46
2	CHANDIGARH	1689	1424	1131	392	316	6	3113	1640	1398	1105	371	311	6	3038	49	26	26	21	5	0	75
	%age	54.26	45.74	36.33	12.59	10.15	0.19	100	97.10	98.17	97.70	94.64	98.42	100.00	97.59	2.90	1.83	2.30	5.36	1.58	-	2.41
3	HYDERABAD	2978	2383	1299	578	2343	4	5361	2960	2358	1287	566	2335	4	5318	18	25	12	12	8	0	43
	%age	55.55	44.45	24.23	10.78	43.70	0.07	100	99.40	98.95	99.08	97.92	99.66	100.00	99.20	0.60	1.05	0.92	2.08	0.34	-	0.80
4	JAIPUR	2550	1406	1142	441	1425	11	3956	2497	1377	1110	428	1402	10	3874	53	29	32	13	23	1	82
	%age	64.46	35.54	28.87	11.15	36.02	0.28	100	97.92	97.94	97.20	97.05	98.39	90.91	97.93	2.08	2.06	2.80	2.95	1.61	9.09	2.07
5	LUCKNOW	3709	1836	1745	146	2128	53	5545	3650	1813	1707	139	2106	50	5463	59	23	38	7	22	3	82
	%age	66.89	33.11	31.47	2.63	38.38	0.96	100	98.41	98.75	97.82	95.21	98.97	94.34	98.52	1.59	1.25	2.18	4.79	1.03	5.66	1.48
6	PATNA	3316	1833	1206	746	2087	72	5149	3220	1778	1147	701	2053	70	4998	96	55	59	45	34	2	151
	%age	64.40	35.60	23.42	14.49	40.53	1.40	100	97.10	97.00	95.11	93.97	98.37	97.22	97.07	2.90	3.00	4.89	6.03	1.63	2.78	2.93
7	PUNE	2421	1791	929	634	1361	11	4212	2354	1728	898	575	1337	11	4082	67	63	31	59	24	0	130
	%age	57.48	42.52	22.06	15.05	32.31	0.26	100	97.23	96.48	96.66	90.69	98.24	100.00	96.91	2.77	3.52	3.34	9.31	1.76	-	3.09
8	SHILLONG	2397	1975	566	2381	744	11	4372	2177	1829	533	2109	714	11	4006	220	146	33	272	30	0	366
	%age	54.83	45.17	12.95	54.46	17.02	0.25	100	90.82	92.61	94.17	88.58	95.97	100.00	91.63	9.18	7.39	5.83	11.42	4.03	-	8.37
	NVS	**23177**	**15360**	**9656**	**7253**	**12565**	**255**	**38537**	**22507**	**14933**	**9389**	**6735**	**12391**	**241**	**37440**	**670**	**427**	**267**	**518**	**174**	**14**	**1097**
	%age	**60.14**	**39.86**	**25.06**	**18.82**	**32.61**	**0.66**	**100**	**97.11**	**97.22**	**97.23**	**92.86**	98.62	94.51	**97.15**	**2.89**	**2.78**	**2.77**	**7.14**	1.38	5.49	**2.85**

		CLASS - XII							CLASS - XII							CLASS - XII						
1	BHOPAL	3499	2263	1426	1479	1851	38	5762	3415	2191	1382	1413	1823	37	5606	84	72	44	66	28	1	156
	%age	60.73	39.27	24.75	25.67	32.12	0.66	100	97.60	96.82	96.91	95.54	98.49	97.37	97.29	2.40	3.18	3.09	4.46	1.51	2.63	2.71
2	CHANDIGARH	1387	1284	991	316	252	3	2671	1345	1266	962	306	246	3	2611	42	18	29	10	6	0	60
	%age	51.93	48.07	37.10	11.83	9.43	0.11	100	96.97	98.60	97.07	96.84	97.62	100.00	97.75	3.03	1.40	2.93	3.16	2.38	-	2.25
3	HYDERABAD	2066	1383	884	311	1479	51	3449	2056	1378	878	308	1473	51	3434	10	5	6	3	6	0	15
	%age	59.90	40.10	25.63	9.02	42.88	1.48	100	99.52	99.64	99.32	99.04	99.59	100.00	99.57	0.48	0.36	0.68	0.96	0.41	-	0.43
4	JAIPUR	2222	1271	1049	354	1178	20	3493	2180	1261	1026	345	1167	20	3441	42	10	23	9	11	0	52
	%age	63.61	36.39	30.03	10.13	33.72	0.57	100	98.11	99.21	97.81	97.46	99.07	100.00	98.51	1.89	0.79	2.19	2.54	0.93	-	1.49
5	LUCKNOW	3179	1661	1501	113	1851	44	4840	3049	1616	1432	105	1789	42	4665	130	45	69	8	62	2	175
	%age	65.68	34.32	31.01	2.33	38.24	0.91	100	95.91	97.29	95.40	92.92	96.65	95.45	96.38	4.09	2.71	4.60	7.08	3.35	4.55	3.62
6	PATNA	1981	1321	754	438	1341	36	3302	1885	1270	699	418	1288	32	3155	96	51	55	20	53	4	147
	%age	59.99	40.01	22.83	13.26	40.61	1.09	100	95.15	96.14	92.71	95.43	96.05	88.89	95.55	4.85	3.86	7.29	4.57	3.95	11.11	4.45
7	PUNE	1665	1123	634	394	981	23	2788	1638	1096	621	376	969	21	2734	27	27	13	18	12	2	54
	%age	59.72	40.28	22.74	14.13	35.19	0.82	100	98.38	97.60	97.95	95.43	98.78	91.30	98.06	1.62	2.40	2.05	4.57	1.22	8.70	1.94
8	SHILLONG	1823	1684	409	2017	579	5	3507	1699	1596	388	1860	552	5	3295	124	88	21	157	27	0	212
	%age	51.98	48.02	11.66	57.51	16.51	0.14	100	93.20	94.77	94.87	92.22	95.34	100.00	93.95	6.80	5.23	5.13	7.78	4.66	-	6.05
	NVS	**17822**	**11990**	**7648**	**5422**	**9512**	**220**	**29812**	**17267**	**11674**	**7388**	**5131**	**9307**	**211**	**28941**	**555**	**316**	**260**	**291**	**205**	**9**	**871**
	%age	**59.78**	**40.22**	**25.65**	**18.19**	**31.91**	**0.74**	**100**	**96.89**	**97.36**	**96.60**	**94.63**	**97.84**	**95.91**	**97.08**	**3.11**	**2.64**	**3.40**	**5.37**	**2.16**	**4.09**	**2.92**

CBSE RESULT ANALYSIS - 2017

SL	Region	APPEARED					QUALIFIED/PASSED					FAILED/COMPTT./N.E./IMPROVEMENT/OTHERS				
		BOYS	GIRLS	SC	ST	TOTAL	BOYS	GIRLS	SC	ST	TOTAL	BOYS	GIRLS	SC	ST	TOTAL
				CLASS - X					CLASS - X					CLASS - X		
1	BHOPAL	4189	2639	1635	1844	6828	4183	2636	1632	1840	6819	6	3	3	4	9
	%age	61.35	38.65	23.95	27.01	100	99.86	99.89	99.82	99.78	99.87	0.14	0.11	0.18	0.22	0.13
2	CHANDIGARH	1693	1356	1217	373	3049	1692	1356	1217	373	3048	1	0	0	0	1
	%age	55.53	44.47	39.91	12.23	100	99.94	100.00	100.00	100.00	99.97	0.06	-	-	-	0.03
3	HYDERABAD	3134	2330	1272	608	5464	3134	2330	1272	608	5464	0	0	0	0	0
	%age	57.36	42.64	23.28	11.13	100	100.00	100.00	100.00	100.00	100.00	-	-	-	-	-
4	JAIPUR	2556	1451	1197	458	4007	2548	1451	1193	458	3999	8	0	4	0	8
	%age	63.79	36.21	29.87	11.43	100	99.69	100.00	99.67	100.00	99.80	0.31	-	0.33	-	0.20
5	LUCKNOW	3746	1890	1764	157	5636	3741	1890	1761	156	5631	5	0	3	1	5
	%age	66.47	33.53	31.30	2.79	100	99.87	100.00	99.83	99.36	99.91	0.13	-	0.17	0.64	0.09
6	PATNA	3352	1890	1260	775	5242	3335	1882	1252	774	5217	17	8	8	1	25
	%age	63.95	36.05	24.04	14.78	100	99.49	99.58	99.37	99.87	99.52	0.51	0.42	0.63	0.13	0.48
7	PUNE	2398	1828	922	710	4226	2397	1828	922	709	4225	1	0	0	1	1
	%age	56.74	43.26	21.82	16.80	100	99.96	100.00	100.00	99.86	99.98	0.04	-	-	0.14	0.02
8	SHILLONG	2306	1799	533	2088	4105	2283	1787	532	2059	4070	23	12	1	29	35
	%age	56.18	43.82	12.98	50.86	100	99.00	99.33	99.81	98.61	99.15	1.00	0.67	0.19	1.39	0.85
	NVS	**23374**	**15183**	**9800**	**7013**	**38557**	**23313**	**15160**	**9781**	**6977**	**38473**	**61**	**23**	**19**	**36**	**84**
	%age	**60.62**	**39.38**	**25.42**	**18.19**	**100**	**99.74**	**99.85**	**99.81**	**99.49**	**99.78**	**0.26**	**0.15**	**0.19**	**0.51**	**0.22**
				CLASS - XII					CLASS - XII					CLASS - XII		
1	BHOPAL	3362	2024	1238	1350	5386	3217	1955	1182	1264	5172	145	69	56	86	214
	%age	62.42	37.58	22.99	25.06	100	95.69	96.59	95.48	93.63	96.03	4.31	3.41	4.52	6.37	3.97
2	CHANDIGARH	1350	1214	962	295	2564	1285	1176	911	287	2461	65	38	51	8	103
	%age	52.65	47.35	37.52	11.51	100	95.19	96.87	94.70	97.29	95.98	4.81	3.13	5.30	2.71	4.02
3	HYDERABAD	1922	1307	734	280	3229	1898	1290	720	267	3188	24	17	14	13	41
	%age	59.52	40.48	22.73	8.67	100	98.75	98.70	98.09	95.36	98.73	1.25	1.30	1.91	4.64	1.27
4	JAIPUR	2245	1230	987	354	3475	2170	1205	951	333	3375	75	25	36	21	100
	%age	64.60	35.40	28.40	10.19	100	96.66	97.97	96.35	94.07	97.12	3.34	2.03	3.65	5.93	2.88
5	LUCKNOW	3242	1630	1534	142	4872	3111	1579	1461	136	4690	131	51	73	6	182
	%age	66.54	33.46	31.49	2.91	100	95.96	96.87	95.24	95.77	96.26	4.04	3.13	4.76	4.23	3.74
6	PATNA	1924	1166	701	462	3090	1808	1136	659	432	2944	116	30	42	30	146
	%age	62.27	37.73	22.69	14.95	100	93.97	97.43	94.01	93.51	95.28	6.03	2.57	5.99	6.49	4.72
7	PUNE	1437	943	549	297	2380	1395	917	532	277	2312	42	26	17	20	68
	%age	60.38	39.62	23.07	12.48	100	97.08	97.24	96.90	93.27	97.14	2.92	2.76	3.10	6.73	2.86
8	SHILLONG	1669	1421	366	1678	3090	1496	1289	333	1457	2785	173	132	33	221	305
	%age	54.01	45.99	11.84	54.30	100	89.63	90.71	90.98	86.83	90.13	10.37	9.29	9.02	13.17	9.87
	NVS	**17151**	**10935**	**7071**	**4858**	**28086**	**16380**	**10547**	**6749**	**4453**	**26927**	**771**	**388**	**322**	**405**	**1159**
	%age	**61.07**	**38.93**	**25.18**	**17.30**	**100**	**95.50**	**96.45**	**95.45**	**91.66**	**95.87**	**4.50**	**3.55**	**4.55**	**8.34**	**4.13**

CBSE RESULT ANALYSIS - 2016

SL	Region	APPEARED					QUALIFIED/PASSED					FAILED/COMPTT./N.E./IMPROVEMENT/OTHERS				
		BOYS	GIRLS	SC	ST	TOTAL	BOYS	GIRLS	SC	ST	TOTAL	BOYS	GIRLS	SC	ST	TOTAL
		CLASS - X					CLASS - X					CLASS - X				
1	BHOPAL	4209	2571	1675	1833	6780	4172	2552	1667	1792	6724	37	19	8	41	56
	%age	62.08	37.92	24.71	27.04	100	99.12	99.26	99.52	97.76	99.17	0.88	0.74	0.48	2.24	0.83
2	CHANDIGARH	1662	1316	1173	363	2978	1653	1311	1164	362	2964	9	5	9	1	14
	%age	55.81	44.19	39.39	12.19	100	99.46	99.62	99.23	99.72	99.53	0.54	0.38	0.77	0.28	0.47
3	HYDERABAD	3141	2214	1250	560	5355	3132	2209	1245	557	5341	9	5	5	3	14
	%age	58.66	41.34	23.34	10.46	100	99.71	99.77	99.60	99.46	99.74	0.29	0.23	0.40	0.54	0.26
4	JAIPUR	2562	1316	1150	441	3878	2552	1313	1145	438	3865	10	3	5	3	13
	%age	66.06	33.94	29.65	11.37	100	99.61	99.77	99.57	99.32	99.66	0.39	0.23	0.43	0.68	0.34
5	LUCKNOW	3729	1852	1808	140	5581	3660	1808	1762	133	5468	69	44	46	7	113
	%age	66.82	33.18	32.40	2.51	100	98.15	97.62	97.46	95.00	97.98	1.85	2.38	2.54	5.00	2.02
6	PATNA	3157	1768	1157	628	4925	3076	1718	1099	602	4794	81	50	58	26	131
	%age	64.10	35.90	23.49	12.75	100	97.43	97.17	94.99	95.86	97.34	2.57	2.83	5.01	4.14	2.66
7	PUNE	2496	1672	875	679	4168	2495	1669	875	678	4164	1	3	0	1	4
	%age	59.88	40.12	20.99	16.29	100	99.96	99.82	100.00	99.85	99.90	0.04	0.18	-	0.15	0.10
8	SHILLONG	2355	1895	540	2354	4250	2300	1850	526	2281	4150	55	45	14	73	100
	%age	55.41	44.59	12.71	55.39	100	97.66	97.63	97.41	96.90	97.65	2.34	2.37	2.59	3.10	2.35
	NVS	**23311**	**14604**	**9628**	**6998**	**37915**	**23040**	**14430**	**9483**	**6843**	**37470**	**271**	**174**	**145**	**155**	**445**
	%age	**61.48**	**38.52**	**25.39**	**18.46**	**100**	**98.84**	**98.81**	**98.49**	**97.79**	**98.83**	**1.16**	**1.19**	**1.51**	**2.21**	**1.17**
		CLASS - XII					CLASS - XII					CLASS - XII				
1	BHOPAL	3398	2008	1216	1356	5406	3295	1947	1171	1292	5242	103	61	45	64	164
	%age	62.86	37.14	22.49	25.08	100	96.97	96.96	96.30	95.28	96.97	3.03	3.04	3.70	4.72	3.03
2	CHANDIGARH	1354	1139	847	381	2493	1301	1120	810	367	2421	53	19	37	14	72
	%age	54.31	45.69	33.98	15.28	100	96.09	98.33	95.63	96.33	97.11	3.91	1.67	4.37	3.67	2.89
3	HYDERABAD	1912	1292	706	262	3204	1898	1288	697	259	3186	14	4	9	3	18
	%age	59.68	40.32	22.03	8.18	100	99.27	99.69	98.73	98.85	99.44	0.73	0.31	1.27	1.15	0.56
4	JAIPUR	2185	1238	955	331	3423	2124	1210	916	313	3334	61	28	39	18	89
	%age	63.83	36.17	27.90	9.67	100	97.21	97.74	95.92	94.56	97.40	2.79	2.26	4.08	5.44	2.60
5	LUCKNOW	3046	1567	1396	117	4613	2948	1526	1348	114	4474	98	41	48	3	139
	%age	66.03	33.97	30.26	2.54	100	96.78	97.38	96.56	97.44	96.99	3.22	2.62	3.44	2.56	3.01
6	PATNA	1751	1204	618	601	2955	1664	1141	580	531	2805	87	63	38	70	150
	%age	59.26	40.74	20.91	20.34	100	95.03	94.77	93.85	88.35	94.92	4.97	5.23	6.15	11.65	5.08
7	PUNE	1371	908	523	268	2279	1349	878	514	255	2227	22	30	9	13	52
	%age	60.16	39.84	22.95	11.76	100	98.40	96.70	98.28	95.15	97.72	1.60	3.30	1.72	4.85	2.28
8	SHILLONG	1720	1388	372	1674	3108	1576	1308	353	1504	2884	144	80	19	170	224
	%age	55.34	44.66	11.97	53.86	100	91.63	94.24	94.89	89.84	92.79	8.37	5.76	5.11	10.16	7.21
	NVS	**16737**	**10744**	**6633**	**4990**	**27481**	**16155**	**10418**	**6389**	**4635**	**26573**	**582**	**326**	**244**	**355**	**908**
	%age	**60.90**	**39.10**	**24.14**	**18.16**	**100**	**96.52**	**96.97**	**96.32**	**92.89**	**96.70**	**3.48**	**3.03**	**3.68**	**7.11**	**3.30**

12

REGION WISE - COMPARTMENT/ FAILURE DETAILS

CLASS X/ XII, CBSE RESULTS - 2020

CLASS -X										
REGION	REGD.	APPEARED	PASSED	PASS %	COMPT.	COMPT. %	ESSENTIAL REPEAT	FAILED %	UFM	UFM %
BHOPAL	7034	7013	6948	99.07	63	0.90	1	0.01	1	0.01
CHANDIGARH	3218	3208	3178	99.06	27	0.84	1	0.03	0	0.00
HYDERABAD	5685	5676	5662	99.75	14	0.25	0	0.00	0	0.00
JAIPUR	4116	4107	4063	98.93	43	1.05	1	0.02	0	0.00
LUCKNOW	5757	5721	5651	98.78	69	1.21	1	0.02	0	0.00
PATNA	5237	5205	5076	97.52	126	2.42	3	0.06	0	0.00
PUNE	4392	4387	4304	98.11	82	1.87	1	0.02	0	0.00
SHILLONG	5118	5081	4974	97.89	100	1.97	7	0.14	0	0.00
NVS	**40557**	**40398**	**39856**	98.66	**524**	**1.30**	**15**	**0.04**	**1**	**0.002**

CLASS-XII										
REGION	REGD.	APPEARED	PASSED	PASS %	COMPT.	COMPT. %	ESSENTIAL REPEAT	FAILED %	UFM	UFM %
BHOPAL	5737	5721	5681	99.30	35	0.61	4	0.07	0	0.00
CHANDIGARH	2807	2796	2761	98.75	33	1.18	2	0.07	0	0.00
HYDERABAD	3303	3300	3282	99.45	15	0.45	3	0.09	0	0.00
JAIPUR	3439	3433	3412	99.39	20	0.58	1	0.03	0	0.00
LUCKNOW	4797	4775	4665	97.70	99	2.07	11	0.23	0	0.00
PATNA	3477	3466	3422	98.73	37	1.07	7	0.20	0	0.00
PUNE	2467	2462	2426	98.54	33	1.34	3	0.12	0	0.00
SHILLONG	3231	3199	3123	97.62	69	2.16	7	0.22	0	0.00
NVS	**29258**	**29152**	**28772**	**98.70**	**341**	**1.17**	**38**	**0.13**	**0**	**0.00**

CLASS X/ XII, CBSE RESULTS - 2019

CLASS -X										
REGION	**REGD.**	**APPEARED**	**PASSED**	**PASS %**	**COMPT.**	**COMPT. %**	**FAILED**	**FAILED %**	**UFM**	**UFM %**
BHOPAL	7037	7015	6964	99.27	51	0.73	0	0.00	0	0.00
CHANDIGARH	3330	3318	3299	99.43	17	0.51	0	0.00	2	0.06
HYDERABAD	5513	5504	5495	99.84	7	0.13	0	0.00	2	0.04
JAIPUR	4164	4155	4115	99.04	40	0.96	0	0.00	0	0.00
LUCKNOW	5660	5626	5570	99.00	53	0.94	3	0.05	0	0.00
PATNA	5213	5183	5086	98.13	92	1.78	5	0.10	0	0.00
PUNE	4406	4402	4330	98.36	72	1.64	0	0.00	0	0.00
SHILLONG	4720	4682	4454	95.13	215	4.59	13	0.28	0	0.00
NVS	**40043**	**39885**	**39313**	**98.57**	**547**	**1.37**	**21**	**0.05**	**4**	**0.01**

CLASS-XII										
REGION	**REGD.**	**APPEARED**	**PASSED**	**PASS %**	**COMPT.**	**COMPT. %**	**FAILED**	**FAILED %**	**UFM**	**UFM %**
BHOPAL	5885	5870	5702	97.14	125	2.13	43	0.73	0	0.00
CHANDIGARH	2800	2789	2708	97.1	70	2.51	11	0.39	0	0.00
HYDERABAD	3325	3319	3290	99.13	27	0.81	2	0.06	0	0.00
JAIPUR	3670	3655	3606	98.66	39	1.07	10	0.27	0	0.00
LUCKNOW	5173	5135	4975	96.88	127	2.47	33	0.64	0	0.00
PATNA	3748	3713	3537	95.26	135	3.64	41	1.10	0	0.00
PUNE	2833	2824	2754	97.52	58	2.05	12	0.42	0	0.00
SHILLONG	3562	3528	3220	91.27	203	5.75	105	2.98	0	0.00
NVS	**30996**	**30833**	**29792**	**96.62**	**784**	**2.54**	**257**	**0.83**	**0**	**0.00**

CLASS X/ XII, CBSE RESULTS - 2018

Class X

REGION	REGD.	APPEARED	PASSED	PASS %AGE	COMPT.	COMPT. %AGE	FAILED	FAILED %AGE	UFM	UFM %AGE
BHOPAL	6829	6829	6661	97.54	138	2.02	4	0.06	0	0.00
CHANDIGARH	3129	3113	3038	97.59	75	2.41	0	0.00	0	0.00
HYDERABAD	5376	5361	5318	99.20	43	0.80	0	0.00	0	0.00
JAIPUR*	3964	3956	3873	97.90	77	1.95	1	0.03	0	0.00
LUCKNOW#	5577	5545	5463	98.52	80	1.44	1	0.02	1	0.02
PATNA	5171	5149	4997	97.05	144	2.80	6	0.12	0	0.00
PUNE	4220	4212	4082	96.91	125	2.97	2	0.05	0	0.00
SHILLONG	4372	4372	4006	91.63	314	7.18	21	0.48	0	0.00
NVS	**38638**	**38537**	**37438**	**97.15**	**996**	**2.58**	**35**	**0.09**	**1**	**0.00**

Class XII

REGION	REGD.	APPEARED	PASSED	PASS %AGE	COMPT.	COMPT. %AGE	FAILED	FAILED %AGE	UFM	UFM %AGE
BHOPAL	3456	3449	3434	99.57	14	0.41	1	0.03	0	0.00
CHANDIGARH	3504	3493	3441	98.51	40	1.15	12	0.34	0	0.00
HYDERABAD	2792	2788	2734	98.06	46	1.65	8	0.29	0	0.00
JAIPUR*	2682	2671	2611	97.75	43	1.61	17	0.64	0	0.00
LUCKNOW#	5777	5762	5606	97.29	120	2.08	36	0.62	0	0.00
PATNA	4874	4840	4665	96.38	134	2.77	41	0.85	0	0.00
PUNE	3324	3302	3155	95.55	117	3.54	30	0.91	0	0.00
SHILLONG	3553	3507	3295	93.95	150	4.28	60	1.71	2	0.06
NVS	**29962**	**29812**	**28941**	**97.08**	**664**	**2.23**	**205**	**0.69**	**2**	**0.01**

CLASS X/ XII, CBSE RESULTS 2017

REGION	REDG	APPEARED (EXCLUDING TRANS.)	QUAL.	QUAL %AGE	EIOP	EIOP %AGE	TRANSFER CASE
Class X							
BHOPAL	6835	6828	6819	99.87	9	0.13	
CHANDIGARH	3053	3049	3048	99.97	1	0.03	
HYDERABAD	5465	5464	5464	100	0	0	
JAIPUR	4016	4007	3999	99.8	8	0.2	
LUCKNOW	5650	5635	5631	99.93	4	0.07	1
PATNA	5259	5239	5217	99.58	22	0.42	3
PUNE	4227	4226	4225	99.98	1	0.02	
SHILLONG	4126	4105	4070	99.15	35	0.85	
NVS	**38631**	**38553**	**38473**	**99.79**	**80**	**0.21**	**4**

Class XII

REGION	REGD.	APPEARED	PASSED	PASS %AGE	COMPT.	COMPT. %AGE	FAILED	FAILED %AGE	IMPROVEMENT / UFM	IMPROVEMENT %
BHOPAL	5400	5386	5172	96.03	156	2.90	58	1.08	0	-
CHANDIGARH	2587	2564	2461	95.98	86	3.35	17	0.66	0	-
HYDERABAD	3231	3229	3188	98.73	35	1.08	6	0.19	0	-
JAIPUR*	3490	3475	3375	97.12	90	2.59	9	0.26	1	0.03
LUCKNOW#	4929	4872	4690	96.26	130	2.67	51	1.05	1	0.02
PATNA	3113	3090	2944	95.28	109	3.53	37	1.20	0	-
PUNE	2385	2380	2312	97.14	55	2.31	13	0.55	0	-
SHILLONG	3114	3090	2785	90.13	244	7.90	61	1.97	0	-
NVS	**28249**	**28086**	**26927**	95.87	**905**	3.22	**252**	0.90	**2**	**0.01**

CLASS X/ XII, CBSE RESULTS 2016

REGION	REDG	APPEARED (EXCLUDING TRANS.)	QUAL.	QUAL %AGE	EIOP	EIOP %AGE	TRANSFER CASE	NOT ELIGIBLE	R.W./ R.L.
Class X									
BHOPAL	6786	6775	6724	99.25	51	0.75	5	0	0
CHANDIGARH	2983	2972	2964	99.73	8	0.27	6	0	0
HYDERABAD	5356	5355	5341	99.74	14	0.26	0	0	0
JAIPUR	3882	3875	3865	99.74	10	0.26	3	0	0
LUCKNOW	5586	5573	5468	98.12	104	1.87	8	1	0
PATNA	4927	4920	4794	97.44	118	2.40	5	0	8
PUNE	4170	4167	4164	99.93	3	0.07	1	0	0
SHILLONG	4263	4249	4150	97.67	99	2.33	1	0	0
NVS	**37953**	**37886**	**37470**	**98.90**	**407**	**1.07**	**29**	**1**	8

Class XII

REGION	REGD.	APPEARED	PASSED	PASS %AGE	COMPT.	COMPT. %AGE	FAILED	FAILED %AGE	NE, UFM	RW,NE,RL, ETC. %AGE
BHOPAL*	5423	5406	5242	96.97	132	2.44	29	0.54	3	0.06
CHANDIGARH	2511	2493	2421	97.11	57	2.29	15	0.60	-	-
HYDERABAD	3207	3204	3186	99.44	16	0.5	2	0.06	-	-
JAIPUR	3443	3423	3334	97.4	80	2.34	8	0.23	1	0.03
LUCKNOW	4661	4613	4474	96.99	122	2.64	16	0.35	-	-
PATNA	2984	2955	2805	94.92	122	4.13	27	0.91	1	0.03
PUNE	2285	2279	2227	97.72	45	1.97	7	0.31	-	-
SHILLONG	3136	3108	2884	92.79	179	5.76	45	1.45	-	-
NVS	27650	27481	26573	96.696	753	2.740	149	0.542	5	0.018

N.B. : * Bhopal NE = 1

CLASS X/ XII, CBSE RESULTS 2015

REGION	REDG	APPEARED (EXCLUDING TRANS.)	QUAL.	QUAL %AGE	EIOP	EIOP %AGE	TRANSFER CASE	NOT ELIGIBLE
Class X								
BHOPAL	6413	6405	6397	99.88	8	0.12	1	0
CHANDIGARH	2940	2935	2933	99.93	2	0.07	4	0
HYDERABAD	5494	5490	5490	**100**	0	0.00	0	0
JAIPUR	3882	3877	3872	99.87	4	0.10	4	1
LUCKNOW	5504	5493	5483	99.82	10	0.18	4	0
PATNA	4594	4581	4560	99.54	21	0.46	0	0
PUNE	4024	4016	4006	99.75	10	0.25	4	0
SHILLONG	4085	4070	4042	99.31	28	0.69	1	0
NVS	**36936**	**36867**	**36783**	**99.77**	**83**	**0.23**	**18**	**1**

Class XII

REGION	REGD.	APPEARED	PASSED	PASS %AGE	COMPT.	COMPT. %AGE	FAILED	FAILED %AGE	RW NE RL ETC.	RW,NE,RL , ETC. %AGE
BHOPAL	5087	5069	4940	97.46	104	2.05	25	0.49	0	0.00
CHANDIGARH	2473	2454	2363	96.29	80	3.26	11	0.45	0	0.00
HYDERABAD	3427	3422	3401	99.39	20	0.58	1	0.03	0	0.00
JAIPUR	3212	3203	3151	98.38	44	1.37	7	0.22	1	0.03
LUCKNOW	4595	4547	4384	96.42	137	3.01	26	0.57	0	0.00
PATNA	2967	2916	2772	95.06	104	3.57	40	1.37	0	0.00
PUNE	2337	2331	2269	97.34	57	2.45	5	0.21	0	0.00
SHILLONG	3072	3039	2866	94.31	137	4.51	35	1.15	1	0.03
NVS	**27170**	**26981**	**26146**	**96.91**	**683**	**2.53**	**150**	**0.56**	**2**	**0.01**

CLASS X/ XII, CBSE RESULTS 2014

REGION	REDG	APPEARED (EXCLUDING TRANS.)	QUAL.	QUAL %AGE	EIOP	EIOP %AGE	TRANSFER CASE
Class X							
BHOPAL	6345	6343	6334	**99.86**	9	**0.14**	1
CHANDIGARH	2827	2821	2818	**99.89**	3	**0.11**	6
HYDERABAD	5388	5388	5384	**99.93**	4	**0.07**	0
JAIPUR	3893	3887	3882	**99.87**	5	**0.13**	6
LUCKNOW	5195	5186	5172	**99.73**	14	**0.27**	1
PATNA	4374	4365	4356	**99.79**	9	**0.21**	1
PUNE	3795	3795	3791	**99.89**	4	**0.11**	0
SHILLONG	4088	4079	4071	**99.80**	8	**0.20**	0
NVS	**35905**	**35864**	**35808**	**99.84**	**56**	**0.16**	**15**

Class XII

REGION	REGD.	APPEARED	PASSED	PASS %AGE	COMPT.	COMPT. %AGE	FAILED	FAILED %AGE	RW NE RL ETC.	RW,NE,RL, ETC. %AGE
BHOPAL	5019	4996	4911	**98.30**	74	**1.48**	11	**0.22**	0	0.00
CHANDIGARH	2336	2323	2284	**98.32**	36	**1.55**	3	**0.13**	0	0.00
HYDERABAD	3255	3248	3231	**99.48**	14	**0.43**	3	**0.09**	0	0.00
JAIPUR	3318	3304	3269	**98.94**	30	**0.91**	5	**0.15**	0	0.00
LUCKNOW	4746	4686	4547	**97.03**	102	**2.18**	25	**0.53**	12	0.26
PATNA	2910	2885	2784	**96.50**	87	**3.02**	14	**0.49**	0	0.00
PUNE	2174	2161	2131	**98.61**	22	**1.02**	7	**0.32**	1	0.05
SHILLONG	2953	2913	2749	**94.37**	142	**4.87**	31	**1.06**	0	0.00
NVS	**26711**	**26516**	**25906**	**97.70**	**507**	**1.91**	**99**	**0.37**	**47**	0.18

13

COMPARISON OF QUALITY RESULT

OF JNVs WITH PREVIOUS 5 YEARS

SL	SCH. CODE	JNV	STATE	REGION	CLASS - X QUALIFIED PASS %					CLASS - XII QUALIFIED PASS %					IMPROVEMENT UP/DOWN, COMPARISON WITH 2018	
					2016	2017	2018	2019	2020	2016	2017	2018	2019	2020	X	XII
1	19012	BASTAR	CHHATTISGARH	BHOPAL	100.00	100.00	92.41	96.10	97.26	97.67	93.62	90.00	97.37	100.00	1.16	2.63
2	19008	BILASPUR	CHHATTISGARH	BHOPAL	97.50	100.00	94.94	98.82	100.00	96.97	100.00	97.56	98.59	98.59	1.18	0.00
3	19001	DANTEWADA	CHHATTISGARH	BHOPAL	100.00	98.65	73.33	94.29	97.44	96.10	94.87	85.54	84.81	100.00	3.15	15.19
4	19015	DHAMTARI	CHHATTISGARH	BHOPAL	100.00	100.00	100.00	98.78	100.00	100.00	100.00	97.73	100.00	100.00	1.22	0.00
5	19006	DURG	CHHATTISGARH	BHOPAL	100.00	100.00	98.75	100.00	100.00	100.00	98.75	100.00	98.82	98.77	0.00	-0.05
6	19004	JANJGIR CHAMPA	CHHATTISGARH	BHOPAL	100.00	100.00	100.00	100.00	100.00	100.00	97.56	100.00	97.30	100.00	0.00	2.70
7	19013	JASHPUR	CHHATTISGARH	BHOPAL	100.00	100.00	100.00	100.00	100.00	0.00	0.00	100.00	100.00	100.00	0.00	0.00
8	19005	KABIRDHAM	CHHATTISGARH	BHOPAL	100.00	100.00	100.00	100.00	98.77	100.00	100.00	97.01	98.31	100.00	-1.23	1.69
9	19014	KANKER	CHHATTISGARH	BHOPAL	100.00	100.00	94.94	100.00	100.00	100.00	100.00	96.20	93.83	100.00	0.00	6.17
10	19003	KORBA	CHHATTISGARH	BHOPAL	100.00	100.00	100.00	100.00	100.00	95.35	97.96	97.67	100.00	100.00	0.00	0.00
11	19010	KOREA	CHHATTISGARH	BHOPAL	100.00	100.00	98.75	93.59	100.00	100.00	86.67	100.00	92.11	100.00	6.41	7.89
12	19009	MAHASAMUND	CHHATTISGARH	BHOPAL	100.00	100.00	98.68	100.00	100.00	98.65	98.44	100.00	98.44	100.00	0.00	1.56
13	19002	RAIGARH	CHHATTISGARH	BHOPAL	100.00	100.00	100.00	100.00	100.00	100.00	98.61	100.00	98.67	100.00	0.00	1.33
14	19016	RAIPUR	CHHATTISGARH	BHOPAL	100.00	100.00	100.00	100.00	100.00	100.00	98.85	97.44	100.00	98.72	0.00	-1.28
15	19007	RAJNANDGAON	CHHATTISGARH	BHOPAL	100.00	100.00	100.00	100.00	100.00	100.00	98.77	100.00	97.62	100.00	0.00	2.38
16	19017	SUKMA - II	CHHATTISGARH	BHOPAL	100.00	100.00	100.00	100.00	100.00	0.00	0.00	0.00	0.00	0.00	0.00	0.00
17	19011	SURAJPUR	CHHATTISGARH	BHOPAL	100.00	100.00	97.53	98.82	98.82	96.15	97.33	97.33	91.89	97.33	0.00	5.44
18	54031	ALIRAJPUR	MADHYA PRADESH	BHOPAL	90.54	100.00	98.65	98.65	94.87	89.74	88.41	100.00	94.74	94.81	-3.78	0.07
19	54046	ANUPPUR	MADHYA PRADESH	BHOPAL	100.00	100.00	100.00	100.00	98.72	100.00	100.00	94.94	97.44	100.00	-1.28	2.56
20	54026	ASHOKNAGAR	MADHYA PRADESH	BHOPAL	100.00	100.00	100.00	100.00	94.94	91.30	88.57	95.29	100.00	98.72	-5.06	-1.28
21	54016	BALAGHAT	MADHYA PRADESH	BHOPAL	100.00	100.00	98.77	100.00	100.00	100.00	100.00	100.00	100.00	100.00	0.00	0.00
22	54059	BARWANI	MADHYA PRADESH	BHOPAL	89.61	100.00	93.67	100.00	100.00	100.00	97.30	97.87	100.00	100.00	0.00	0.00
23	54017	BETUL	MADHYA PRADESH	BHOPAL	100.00	100.00	93.51	100.00	100.00	93.51	93.02	100.00	98.68	100.00	0.00	1.32
24	54018	BHIND	MADHYA PRADESH	BHOPAL	100.00	100.00	100.00	100.00	100.00	100.00	100.00	100.00	100.00	100.00	0.00	0.00
25	54019	BHOPAL	MADHYA PRADESH	BHOPAL	100.00	100.00	98.70	100.00	100.00	100.00	100.00	100.00	100.00	100.00	0.00	0.00
26	54062	BURHANPUR	MADHYA PRADESH	BHOPAL	100.00	100.00	91.18	100.00	97.50	94.12	100.00	100.00	100.00	97.22	-2.50	-2.78
27	54020	CHHATARPUR	MADHYA PRADESH	BHOPAL	100.00	100.00	95.18	100.00	100.00	96.30	92.77	94.67	87.14	100.00	0.00	12.86
28	54021	CHHINDWARA	MADHYA PRADESH	BHOPAL	100.00	100.00	97.47	97.47	100.00	100.00	100.00	100.00	98.55	100.00	2.53	1.45
29	54022	DAMOH	MADHYA PRADESH	BHOPAL	98.77	100.00	93.75	100.00	100.00	96.39	92.11	98.75	88.61	100.00	0.00	11.39
30	54023	DATIA	MADHYA PRADESH	BHOPAL	98.73	100.00	96.15	100.00	100.00	97.37	85.88	91.25	97.10	100.00	0.00	2.90
31	54024	DEWAS	MADHYA PRADESH	BHOPAL	100.00	100.00	100.00	100.00	100.00	97.80	100.00	98.80	98.77	100.00	0.00	1.23
32	54025	DHAR	MADHYA PRADESH	BHOPAL	100.00	100.00	98.55	100.00	100.00	100.00	96.00	97.50	98.65	100.00	0.00	1.35
33	54058	DINDORI	MADHYA PRADESH	BHOPAL	100.00	100.00	95.00	94.94	100.00	90.91	100.00	97.56	81.58	100.00	5.06	18.42
34	54061	GUNA	MADHYA PRADESH	BHOPAL	100.00	100.00	95.00	100.00	97.62	97.30	97.44	92.86	100.00	100.00	-2.38	0.00
35	54027	GWALIOR	MADHYA PRADESH	BHOPAL	98.59	98.68	92.00	97.40	100.00	97.22	83.56	88.73	85.29	98.80	2.60	13.51
36	54056	HARDA	MADHYA PRADESH	BHOPAL	100.00	100.00	97.44	98.78	100.00	100.00	94.12	100.00	100.00	100.00	1.22	0.00
37	54028	HOSHANGABAD	MADHYA PRADESH	BHOPAL	100.00	100.00	100.00	100.00	100.00	98.73	100.00	94.74	98.75	100.00	0.00	1.25
38	54029	INDORE	MADHYA PRADESH	BHOPAL	100.00	100.00	98.70	100.00	97.50	97.67	95.65	100.00	100.00	100.00	-2.50	0.00
39	54030	JABALPUR	MADHYA PRADESH	BHOPAL	100.00	100.00	100.00	100.00	98.77	96.10	98.65	98.57	97.40	98.68	-1.23	1.28
40	54064	JHABUA - II	MADHYA PRADESH	BHOPAL	100.00	100.00	92.31	100.00	100.00	0.00	0.00	0.00	0.00	0.00	0.00	0.00
41	54055	KATNI	MADHYA PRADESH	BHOPAL	100.00	100.00	96.20	100.00	100.00	100.00	100.00	100.00	100.00	100.00	0.00	0.00
42	54032	KHANDWA	MADHYA PRADESH	BHOPAL	100.00	100.00	100.00	100.00	94.94	100.00	97.56	100.00	100.00	100.00	-5.06	0.00
43	54033	KHARGONE	MADHYA PRADESH	BHOPAL	100.00	100.00	100.00	100.00	96.30	97.56	100.00	100.00	100.00	100.00	-3.70	0.00
44	54035	MANDLA	MADHYA PRADESH	BHOPAL	100.00	100.00	100.00	98.77	98.78	94.05	97.44	97.83	93.98	98.25	0.01	4.27
45	54057	MANDSAUR	MADHYA PRADESH	BHOPAL	100.00	100.00	100.00	100.00	100.00	100.00	100.00	100.00	100.00	100.00	0.00	0.00
46	54036	MORENA	MADHYA PRADESH	BHOPAL	100.00	100.00	97.47	97.50	98.80	100.00	96.55	96.39	98.55	100.00	1.30	1.45
47	54037	NARSINGHPUR	MADHYA PRADESH	BHOPAL	100.00	100.00	97.44	98.77	100.00	95.71	98.61	93.51	98.63	100.00	1.23	1.37
48	54034	NEEMUCH	MADHYA PRADESH	BHOPAL	96.00	100.00	98.67	98.67	100.00	95.38	92.21	96.30	92.86	94.94	1.33	2.08
49	54038	PANNA	MADHYA PRADESH	BHOPAL	100.00	100.00	98.73	98.77	98.72	82.72	96.30	100.00	100.00	100.00	-0.05	0.00
50	54040	RAISEN	MADHYA PRADESH	BHOPAL	100.00	97.37	98.53	100.00	94.74	100.00	92.50	95.77	98.57	95.65	-5.26	-2.92
51	54039	RAJGARH	MADHYA PRADESH	BHOPAL	100.00	100.00	100.00	100.00	98.75	94.67	100.00	100.00	100.00	100.00	-1.25	0.00
52	54041	RATLAM - I	MADHYA PRADESH	BHOPAL	100.00	100.00	92.41	98.73	100.00	96.15	100.00	90.91	100.00	100.00	1.27	0.00
53	54042	REWA	MADHYA PRADESH	BHOPAL	78.21	100.00	97.40	100.00	100.00	83.53	93.85	100.00	100.00	100.00	0.00	0.00
54	54043	SAGAR	MADHYA PRADESH	BHOPAL	100.00	100.00	100.00	100.00	100.00	100.00	98.70	100.00	100.00	100.00	0.00	0.00
55	54044	SATNA	MADHYA PRADESH	BHOPAL	100.00	100.00	96.10	100.00	96.20	95.65	98.68	98.73	91.36	100.00	-3.80	8.64
56	54045	SEHORE	MADHYA PRADESH	BHOPAL	98.70	100.00	100.00	97.40	100.00	98.65	98.67	100.00	98.53	96.88	2.60	-1.65
57	54047	SEONI	MADHYA PRADESH	BHOPAL	100.00	100.00	98.72	98.73	100.00	98.84	98.72	97.44	96.39	100.00	1.27	3.61
58	54060	SHAHDOL	MADHYA PRADESH	BHOPAL	100.00	97.26	95.12	100.00	100.00	100.00	94.74	100.00	100.00	100.00	0.00	0.00
59	54049	SHAJAPUR	MADHYA PRADESH	BHOPAL	100.00	100.00	100.00	100.00	98.78	100.00	100.00	100.00	100.00	97.70	-1.22	-2.30
60	54054	SHEOPUR	MADHYA PRADESH	BHOPAL	100.00	100.00	97.37	94.87	100.00	96.77	97.30	97.06	98.75	100.00	5.13	1.25
61	54050	SHIVPURI	MADHYA PRADESH	BHOPAL	100.00	98.77	97.50	96.10	100.00	96.92	92.21	98.61	91.18	100.00	3.90	8.82
62	54048	SIDHI	MADHYA PRADESH	BHOPAL	100.00	100.00	98.72	100.00	96.30	98.61	97.65	98.63	98.44	100.00	-3.70	1.56
63	54051	TIKAMGARH	MADHYA PRADESH	BHOPAL	100.00	100.00	96.25	100.00	96.30	100.00	100.00	98.72	97.26	95.16	-3.70	-2.10
64	54052	UJJAIN - I	MADHYA PRADESH	BHOPAL	100.00	100.00	97.26	100.00	98.75	97.33	91.89	100.00	98.65	100.00	-1.25	1.35
65	54065	UJJAIN - II	MADHYA PRADESH	BHOPAL	100.00	100.00	100.00	100.00	100.00	0.00	0.00	98.08	98.11	100.00	0.00	1.89
66	54063	UMARIA	MADHYA PRADESH	BHOPAL	100.00	100.00	100.00	100.00	100.00	100.00	100.00	100.00	100.00	100.00	0.00	0.00
67	54053	VIDISHA	MADHYA PRADESH	BHOPAL	100.00	100.00	98.73	100.00	94.87	97.67	98.67	100.00	97.73	100.00	-5.13	2.27
68	19057	ANGUL	ODISHA	BHOPAL	100.00	100.00	98.68	100.00	98.78	97.78	95.45	97.73	100.00	100.00	-1.22	0.00
69	19074	BALASORE	ODISHA	BHOPAL	100.00	100.00	100.00	100.00	100.00	98.70	100.00	98.33	98.48	100.00	0.00	1.52
70	19059	BARGARH	ODISHA	BHOPAL	100.00	100.00	97.62	100.00	100.00	100.00	100.00	100.00	95.45	100.00	0.00	4.55
71	19063	BHADRAK	ODISHA	BHOPAL	94.74	100.00	97.37	100.00	100.00	95.45	60.47	97.50	97.30	100.00	0.00	2.70
72	19075	BOLANGIR	ODISHA	BHOPAL	100.00	100.00	98.75	100.00	100.00	97.37	98.65	98.67	98.72	98.86	0.00	0.14
73	19060	BOUDH	ODISHA	BHOPAL	100.00	100.00	100.00	100.00	97.53	96.77	100.00	93.02	95.12	100.00	-2.47	4.88
74	19061	CUTTACK	ODISHA	BHOPAL	98.70	100.00	100.00	100.00	100.00	100.00	98.36	100.00	100.00	97.92	0.00	-2.08
75	19083	DEOGARH	ODISHA	BHOPAL	100.00	100.00	100.00	100.00	100.00	100.00	100.00	100.00	100.00	100.00	0.00	0.00
76	19079	DHENKANAL	ODISHA	BHOPAL	100.00	100.00	96.30	100.00	100.00	98.46	93.75	98.65	100.00	98.51	0.00	-1.49

SL	SCH. CODE	JNV	STATE	REGION	CLASS - X QUALIFIED PASS %					CLASS - XII QUALIFIED PASS %					IMPROVEMENT UP/DOWN, COMPARISON WITH 2018	
					2016	2017	2018	2019	2020	2016	2017	2018	2019	2020	X	XII
77	19064	GAJAPATI	ODISHA	BHOPAL	100.00	100.00	96.30	98.73	100.00	100.00	90.91	97.30	93.02	100.00	1.27	6.98
78	19080	GANJAM	ODISHA	BHOPAL	100.00	98.73	97.44	98.73	98.80	93.15	89.04	95.52	92.06	100.00	0.07	7.94
79	19069	JAGATSINGHPUR	ODISHA	BHOPAL	100.00	100.00	97.44	100.00	100.00	0.00	0.00	0.00	97.30	100.00	0.00	2.70
80	19068	JAJPUR	ODISHA	BHOPAL	100.00	100.00	100.00	100.00	100.00	92.31	95.00	100.00	97.78	97.73	0.00	-0.05
81	19056	JHARSUGUDA	ODISHA	BHOPAL	100.00	100.00	100.00	100.00	100.00	100.00	100.00	100.00	100.00	100.00	0.00	0.00
82	19071	KALAHANDI	ODISHA	BHOPAL	100.00	100.00	95.00	98.78	97.50	94.59	97.40	96.15	97.18	100.00	-1.28	2.82
83	19062	KENDRAPADA	ODISHA	BHOPAL	100.00	100.00	97.47	100.00	98.72	100.00	100.00	97.78	100.00	100.00	-1.28	0.00
84	19077	KEONJHAR	ODISHA	BHOPAL	94.87	100.00	96.20	100.00	100.00	96.72	94.83	100.00	100.00	98.68	0.00	-1.32
85	19058	KHURDA	ODISHA	BHOPAL	100.00	100.00	100.00	100.00	100.00	100.00	100.00	92.68	100.00	100.00	0.00	0.00
86	19070	KORAPUT	ODISHA	BHOPAL	94.87	100.00	100.00	100.00	93.51	97.26	100.00	92.00	91.46	98.73	-6.49	7.27
87	19067	MALKANGIRI - I	ODISHA	BHOPAL	98.73	100.00	100.00	100.00	100.00	97.14	95.12	100.00	100.00	100.00	0.00	0.00
88	19084	MALKANGIRI - II	ODISHA	BHOPAL	100.00	100.00	94.74	97.50	100.00	0.00	0.00	0.00	0.00	0.00	2.50	0.00
89	19072	MAYURBHANJ	ODISHA	BHOPAL	100.00	100.00	98.73	100.00	98.77	100.00	92.31	94.20	100.00	100.00	-1.23	0.00
90	19065	NABARANGPUR	ODISHA	BHOPAL	100.00	98.67	94.87	98.59	100.00	87.88	92.11	95.00	94.87	100.00	1.41	5.13
91	19066	NAYAGARH	ODISHA	BHOPAL	100.00	100.00	100.00	100.00	100.00	100.00	96.88	97.62	100.00	100.00	0.00	0.00
92	19085	NUAPADA	ODISHA	BHOPAL	100.00	100.00	92.31	97.53	98.80	91.67	97.47	97.14	96.00	98.65	1.27	2.65
93	19078	PHULBANI	ODISHA	BHOPAL	98.80	100.00	89.87	97.40	98.59	94.74	89.47	88.16	96.63	100.00	1.19	3.37
94	19086	PURI	ODISHA	BHOPAL	100.00	100.00	100.00	100.00	100.00	100.00	100.00	100.00	100.00	100.00	0.00	0.00
95	19082	RAYAGADA	ODISHA	BHOPAL	100.00	100.00	97.44	100.00	100.00	100.00	81.48	92.31	82.93	95.65	0.00	12.72
96	19076	SAMBALPUR	ODISHA	BHOPAL	98.80	100.00	98.77	100.00	100.00	100.00	98.63	97.40	100.00	94.37	0.00	-5.63
97	19081	SONEPUR	ODISHA	BHOPAL	100.00	100.00	100.00	100.00	100.00	91.43	87.50	95.24	94.59	100.00	0.00	5.41
98	19073	SUNDARGARH	ODISHA	BHOPAL	98.80	100.00	100.00	100.00	100.00	95.00	93.06	91.78	97.14	100.00	0.00	2.86
99	24701	CHANDIGARH	CHANDIGARH	CHANDIGARH	100.00	100.00	98.75	100.00	100.00	100.00	100.00	100.00	100.00	100.00	0.00	0.00
100	19008	BILASPUR	HIMACHAL PRADESH	CHANDIGARH	100.00	100.00	100.00	100.00	100.00	100.00	100.00	100.00	100.00	98.59	0.00	-1.41
101	44805	CHAMBA	HIMACHAL PRADESH	CHANDIGARH	100.00	100.00	94.81	100.00	98.67	100.00	98.72	98.63	98.59	100.00	-1.33	1.41
102	44807	HAMIRPUR	HIMACHAL PRADESH	CHANDIGARH	100.00	100.00	100.00	100.00	100.00	100.00	100.00	100.00	100.00	100.00	0.00	0.00
103	44808	KANGRA	HIMACHAL PRADESH	CHANDIGARH	100.00	100.00	100.00	100.00	100.00	100.00	100.00	100.00	100.00	100.00	0.00	0.00
104	44804	KINNAUR	HIMACHAL PRADESH	CHANDIGARH	100.00	100.00	100.00	100.00	100.00	100.00	0.00	100.00	100.00	100.00	0.00	0.00
105	44812	KULLU	HIMACHAL PRADESH	CHANDIGARH	0.00	100.00	97.44	100.00	100.00	0.00	100.00	100.00	98.67	100.00	0.00	1.33
106	44811	LAHUL-SPITI	HIMACHAL PRADESH	CHANDIGARH	100.00	100.00	94.74	100.00	100.00	0.00	0.00	0.00	0.00	0.00	0.00	0.00
107	44802	MANDI	HIMACHAL PRADESH	CHANDIGARH	100.00	100.00	100.00	100.00	100.00	98.73	100.00	100.00	100.00	100.00	0.00	0.00
108	44806	SHIMLA	HIMACHAL PRADESH	CHANDIGARH	97.50	100.00	100.00	100.00	100.00	100.00	100.00	100.00	100.00	100.00	0.00	0.00
109	44803	SIRMOUR	HIMACHAL PRADESH	CHANDIGARH	100.00	100.00	100.00	100.00	0.00	97.37	100.00	100.00	97.44	100.00	0.00	2.56
110	44810	SOLAN	HIMACHAL PRADESH	CHANDIGARH	100.00	100.00	100.00	98.63	100.00	100.00	100.00	100.00	100.00	100.00	1.37	0.00
111	44801	UNA	HIMACHAL PRADESH	CHANDIGARH	100.00	100.00	100.00	100.00	98.72	97.44	100.00	97.53	100.00	98.39	-1.28	-1.61
112	24909	ANANTNAG	JAMMU & KASHMIR	CHANDIGARH	98.11	98.82	100.00	100.00	100.00	92.86	89.23	87.69	98.48	100.00	0.00	1.52
113	24913	BADGAM	JAMMU & KASHMIR	CHANDIGARH	100.00	100.00	95.83	100.00	100.00	100.00	96.00	100.00	94.44	100.00	0.00	5.56
114	24902	BARMULLA	JAMMU & KASHMIR	CHANDIGARH	100.00	100.00	83.33	100.00	93.94	92.06	100.00	96.97	94.92	89.29	-6.06	-5.63
115	24912	DODA	JAMMU & KASHMIR	CHANDIGARH	100.00	100.00	100.00	100.00	100.00	97.44	94.74	100.00	97.50	98.80	0.00	1.30
116	24911	GANDERBAL	JAMMU & KASHMIR	CHANDIGARH	100.00	100.00	93.55	96.77	100.00	95.65	92.00	97.67	100.00	98.53	3.23	-1.47
117	23560	JAMMU- I	JAMMU & KASHMIR	CHANDIGARH	100.00	100.00	100.00	100.00	100.00	0.00	100.00	100.00	100.00	97.56	0.00	-2.44
118	24910	KARGIL	JAMMU & KASHMIR	CHANDIGARH	100.00	100.00	87.80	100.00	97.44	95.00	100.00	100.00	100.00	100.00	-2.56	0.00
119	24904	KATHUA	JAMMU & KASHMIR	CHANDIGARH	100.00	100.00	98.77	100.00	98.73	100.00	98.55	100.00	94.94	98.75	-1.27	3.81
120	24915	KULGAM	JAMMU & KASHMIR	CHANDIGARH	0.00	0.00	0.00	100.00	100.00	0.00	0.00	0.00	0.00	0.00	0.00	0.00
121	24905	KUPWARA	JAMMU & KASHMIR	CHANDIGARH	100.00	100.00	100.00	100.00	100.00	89.29	95.83	96.00	100.00	100.00	0.00	0.00
122	24903	LEH	JAMMU & KASHMIR	CHANDIGARH	98.73	100.00	96.30	97.44	100.00	100.00	98.53	97.01	93.94	94.74	2.56	0.80
123	24914	POONCH	JAMMU & KASHMIR	CHANDIGARH	97.62	100.00	93.44	97.50	97.44	93.75	89.19	85.37	96.88	100.00	-0.06	3.12
124	24906	RAJOURI	JAMMU & KASHMIR	CHANDIGARH	100.00	100.00	98.53	100.00	100.00	95.71	94.34	100.00	100.00	98.41	0.00	-1.59
125	23563	REASI	JAMMU & KASHMIR	CHANDIGARH	100.00	100.00	95.00	97.50	100.00	0.00	85.71	96.97	91.18	98.18	2.50	7.00
126	24908	SAMBA	JAMMU & KASHMIR	CHANDIGARH	100.00	100.00	98.70	96.30	100.00	100.00	94.67	98.72	89.77	92.96	3.70	3.19
127	24901	SHOPIAN	JAMMU & KASHMIR	CHANDIGARH	100.00	100.00	95.65	100.00	100.00	85.71	100.00	100.00	92.31	100.00	0.00	7.69
128	24907	UDHAMPUR	JAMMU & KASHMIR	CHANDIGARH	100.00	100.00	98.65	98.73	97.50	95.52	88.06	97.44	89.39	92.86	-1.23	3.47
129	24518	AMRITSAR -I	PUNJAB	CHANDIGARH	100.00	100.00	100.00	100.00	98.73	88.89	95.31	96.83	98.25	98.46	-1.27	0.21
130	24521	AMRITSAR-II	PUNJAB	CHANDIGARH	100.00	100.00	96.00	100.00	100.00	0.00	57.14	96.00	95.65	90.91	0.00	-4.74
131	24519	BARNALA	PUNJAB	CHANDIGARH	94.74	100.00	100.00	100.00	100.00	86.84	92.59	100.00	100.00	100.00	0.00	0.00
132	24511	BHATINDA	PUNJAB	CHANDIGARH	100.00	100.00	96.88	100.00	100.00	95.31	100.00	100.00	100.00	98.65	0.00	-1.35
133	24517	FARIDKOT	PUNJAB	CHANDIGARH	100.00	100.00	94.59	100.00	100.00	91.23	95.95	95.00	93.65	100.00	0.00	6.35
134	24502	FATEHGARH SAHIB	PUNJAB	CHANDIGARH	100.00	100.00	98.41	98.55	90.91	100.00	97.96	98.25	100.00	100.00	-7.64	0.00
135	24510	FEROZPUR	PUNJAB	CHANDIGARH	100.00	100.00	100.00	100.00	100.00	98.31	91.89	100.00	95.83	100.00	0.00	4.17
136	24515	HOSHIARPUR	PUNJAB	CHANDIGARH	100.00	100.00	100.00	100.00	98.70	96.15	100.00	98.61	98.36	100.00	-1.30	1.64
137	24512	JALLANDHAR	PUNJAB	CHANDIGARH	100.00	100.00	100.00	100.00	100.00	98.53	96.49	100.00	98.39	98.39	0.00	0.00
138	24505	KAPURTHALA	PUNJAB	CHANDIGARH	100.00	100.00	96.97	98.51	94.92	100.00	96.83	90.57	89.83	98.39	-3.59	8.56
139	24516	LUDHIANA	PUNJAB	CHANDIGARH	90.14	100.00	96.10	100.00	100.00	100.00	100.00	100.00	98.21	100.00	0.00	1.79
140	24513	MANSA	PUNJAB	CHANDIGARH	100.00	100.00	95.65	98.72	97.26	95.08	86.21	98.33	92.59	98.33	-1.46	5.74
141	24514	MOGA	PUNJAB	CHANDIGARH	100.00	100.00	88.31	94.81	100.00	98.04	91.18	81.33	92.00	96.43	5.19	4.43
142	24520	MOHALI	PUNJAB	CHANDIGARH	100.00	100.00	94.74	100.00	95.95	100.00	94.29	100.00	86.67	100.00	-4.05	13.33
143	24503	MUKTSAR	PUNJAB	CHANDIGARH	100.00	100.00	97.10	100.00	98.70	79.69	95.52	95.71	97.44	100.00	-1.30	2.56
144	24509	PATHANKOT	PUNJAB	CHANDIGARH	100.00	100.00	100.00	100.00	100.00	100.00	100.00	98.48	98.63	100.00	0.00	1.37
145	24504	PATIALA	PUNJAB	CHANDIGARH	100.00	100.00	100.00	100.00	100.00	100.00	93.48	100.00	97.14	98.25	0.00	1.11
146	24508	ROPAR	PUNJAB	CHANDIGARH	100.00	100.00	100.00	100.00	100.00	98.91	91.67	98.55	98.57	100.00	0.00	1.43
147	24501	SANGRUR	PUNJAB	CHANDIGARH	100.00	100.00	98.63	100.00	100.00	100.00	96.49	100.00	98.61	100.00	0.00	1.39
148	24506	SBS NAGAR	PUNJAB	CHANDIGARH	100.00	100.00	98.33	100.00	95.45	95.38	94.55	100.00	94.29	94.92	-4.55	0.63
149	24507	TARAN TARAN	PUNJAB	CHANDIGARH	100.00	100.00	98.11	98.57	100.00	100.00	100.00	100.00	100.00	100.00	1.43	0.00
150	59323	ANANTAPUR	ANDHRA PRADESH	HYDERABAD	0.00	0.00	98.78	100.00	100.00	0.00	0.00	100.00	100.00	100.00	0.00	0.00
151	59312	CHITOOOR	ANDHRA PRADESH	HYDERABAD	0.00	0.00	92.50	100.00	100.00	0.00	0.00	97.44	97.44	96.97	0.00	-0.47
153	59347	E.GODAVARI-II	ANDHRA PRADESH	HYDERABAD	0.00	0.00	100.00	100.00	100.00	0.00	0.00	100.00	100.00	100.00	0.00	0.00
154	59325	EAST GODAVARI	ANDHRA PRADESH	HYDERABAD	0.00	0.00	100.00	100.00	100.00	0.00	0.00	100.00	97.18	100.00	0.00	2.82
155	59317	GUNTUR	ANDHRA PRADESH	HYDERABAD	0.00	0.00	100.00	100.00	100.00	0.00	0.00	100.00	100.00	92.86	0.00	-7.14
156	59329	KADAPA	ANDHRA PRADESH	HYDERABAD	100.00	100.00	100.00	100.00	100.00	100.00	96.55	100.00	97.62	100.00	0.00	2.38
157	59334	KRISHNA	ANDHRA PRADESH	HYDERABAD	0.00	0.00	100.00	100.00	100.00	0.00	0.00	100.00	100.00	100.00	0.00	0.00
158	59324	KURNOOL	ANDHRA PRADESH	HYDERABAD	0.00	0.00	100.00	100.00	100.00	0.00	0.00	100.00	97.62	100.00	0.00	2.38
159	59331	NELLORE	ANDHRA PRADESH	HYDERABAD	0.00	0.00	98.70	100.00	100.00	0.00	0.00	100.00	92.31	100.00	0.00	7.69
160	59328	PRAKASHAM	ANDHRA PRADESH	HYDERABAD	0.00	0.00	98.70	100.00	98.73	0.00	0.00	100.00	100.00	100.00	-1.27	0.00
161	59348	PRAKASHAM-II	ANDHRA PRADESH	HYDERABAD	100.00	100.00	100.00	100.00	100.00	100.00	100.00	100.00	100.00	100.00	0.00	0.00

SL	SCH. CODE	JNV	STATE	REGION	CLASS - X QUALIFIED PASS %					CLASS - XII QUALIFIED PASS %					IMPROVEMENT UP/DOWN, COMPARISON WITH 2018	
					2016	2017	2018	2019	2020	2016	2017	2018	2019	2020	X	XII
162	59330	SRIKAKULAM	ANDHRA PRADESH	HYDERABAD	0.00	0.00	100.00	100.00	100.00	0.00	0.00	100.00	100.00	100.00	0.00	0.00
163	59318	VISHAKAPATNAM	ANDHRA PRADESH	HYDERABAD	0.00	0.00	100.00	100.00	100.00	0.00	0.00	100.00	96.77	100.00	0.00	3.23
164	59327	VIZIANAGARAM	ANDHRA PRADESH	HYDERABAD	0.00	0.00	98.72	100.00	100.00	0.00	0.00	100.00	100.00	100.00	0.00	0.00
165	59319	WEST GODAVARY	ANDHRA PRADESH	HYDERABAD	0.00	0.00	100.00	98.73	100.00	0.00	0.00	96.97	100.00	100.00	1.27	0.00
166	49025	BANGLORE RURAL	KARNATAK	HYDERABAD	100.00	100.00	100.00	100.00	98.72	96.00	100.00	100.00	98.57	98.39	-1.28	-0.18
167	49060	BANGLORE URBAN	KARNATAK	HYDERABAD	98.75	100.00	100.00	98.77	100.00	96.43	100.00	99.70	100.00	100.00	1.23	0.00
168	49044	BELGAUM	KARNATAK	HYDERABAD	100.00	100.00	100.00	100.00	100.00	100.00	100.00	100.00	100.00	100.00	0.00	0.00
169	49045	BELLARY	KARNATAK	HYDERABAD	100.00	100.00	100.00	100.00	100.00	100.00	100.00	100.00	100.00	100.00	0.00	0.00
170	49071	BHAGALKOT	KARNATAK	HYDERABAD	100.00	100.00	100.00	100.00	100.00	100.00	100.00	100.00	94.44	100.00	0.00	5.56
171	49039	BIDAR	KARNATAK	HYDERABAD	100.00	100.00	100.00	100.00	98.81	91.67	96.88	96.30	96.55	100.00	-1.19	3.45
172	49051	BIJAPUR	KARNATAK	HYDERABAD	100.00	100.00	100.00	98.81	100.00	100.00	100.00	100.00	100.00	100.00	1.19	0.00
173	49046	CHAMARAJNAGAR	KARNATAK	HYDERABAD	100.00	100.00	100.00	100.00	100.00	100.00	100.00	100.00	100.00	100.00	0.00	0.00
174	49028	CHIKKABALLAPURA	KARNATAK	HYDERABAD	100.00	100.00	98.75	100.00	100.00	100.00	87.18	100.00	100.00	100.00	0.00	0.00
175	49034	CHIKMAGLORE	KARNATAK	HYDERABAD	100.00	100.00	100.00	100.00	100.00	100.00	100.00	100.00	100.00	100.00	0.00	0.00
176	49047	CHITRADURGA	KARNATAK	HYDERABAD	100.00	100.00	97.47	100.00	100.00	100.00	100.00	100.00	100.00	100.00	0.00	0.00
177	49070	DAVANGERE	KARNATAK	HYDERABAD	100.00	100.00	100.00	100.00	100.00	100.00	100.00	100.00	100.00	100.00	0.00	0.00
178	49036	DHARWAD	KARNATAK	HYDERABAD	100.00	100.00	100.00	100.00	100.00	100.00	100.00	100.00	100.00	100.00	0.00	0.00
179	49066	GADAG	KARNATAK	HYDERABAD	100.00	100.00	100.00	100.00	98.77	100.00	100.00	94.74	87.50	100.00	-1.23	12.50
180	49037	HASSAN	KARNATAK	HYDERABAD	100.00	100.00	100.00	100.00	100.00	100.00	100.00	100.00	100.00	100.00	0.00	0.00
181	49067	HAVERI	KARNATAK	HYDERABAD	100.00	100.00	100.00	100.00	100.00	100.00	100.00	100.00	100.00	100.00	0.00	0.00
182	49078	KALABURGI-II	KARNATAK	HYDERABAD	100.00	100.00	100.00	100.00	100.00	100.00	90.91	100.00	100.00	100.00	0.00	0.00
183	49038	KODAGU	KARNATAK	HYDERABAD	100.00	100.00	100.00	100.00	97.59	100.00	100.00	100.00	100.00	100.00	-2.41	0.00
184	49033	KOPPAL	KARNATAK	HYDERABAD	100.00	100.00	100.00	100.00	100.00	100.00	97.33	100.00	100.00	98.59	0.00	-1.41
185	49022	MANDYA	KARNATAK	HYDERABAD	98.78	100.00	100.00	100.00	100.00	100.00	98.36	100.00	100.00	100.00	0.00	0.00
186	49073	MYSORE	KARNATAK	HYDERABAD	86.42	100.00	100.00	100.00	100.00	100.00	100.00	100.00	100.00	100.00	0.00	0.00
187	49050	NORTH CANARA	KARNATAK	HYDERABAD	100.00	100.00	100.00	100.00	100.00	100.00	100.00	100.00	100.00	100.00	0.00	0.00
188	49065	RAICHUR	KARNATAK	HYDERABAD	100.00	100.00	100.00	100.00	100.00	100.00	100.00	100.00	100.00	100.00	0.00	0.00
189	49023	SHIMOGA	KARNATAK	HYDERABAD	100.00	100.00	100.00	100.00	98.73	100.00	100.00	100.00	97.33	100.00	-1.27	2.67
190	49069	SOUTH CANARA	KARNATAK	HYDERABAD	100.00	100.00	100.00	100.00	97.56	100.00	100.00	100.00	100.00	100.00	-2.44	0.00
191	49048	TUMKUR	KARNATAK	HYDERABAD	100.00	100.00	92.41	100.00	98.78	100.00	100.00	97.67	97.22	95.45	-1.22	-1.77
192	49057	UDIPPI	KARNATAK	HYDERABAD	100.00	100.00	100.00	100.00	100.00	100.00	100.00	100.00	100.00	100.00	0.00	0.00
193	49032	YADAGERE	KARNATAK	HYDERABAD	100.00	100.00	100.00	97.44	100.00	100.00	100.00	93.55	100.00	100.00	2.56	0.00
194	79017	ALLEPPY	KERALA	HYDERABAD	100.00	100.00	100.00	100.00	100.00	100.00	100.00	100.00	100.00	100.00	0.00	0.00
195	79010	CALICUT	KERALA	HYDERABAD	100.00	100.00	100.00	100.00	100.00	100.00	100.00	100.00	100.00	100.00	0.00	0.00
196	79016	CANNANORE	KERALA	HYDERABAD	100.00	100.00	100.00	100.00	100.00	100.00	100.00	100.00	100.00	100.00	0.00	0.00
197	79008	ERNAKULAM	KERALA	HYDERABAD	100.00	100.00	100.00	100.00	100.00	100.00	100.00	100.00	100.00	100.00	0.00	0.00
198	79007	IDUKKI	KERALA	HYDERABAD	100.00	100.00	100.00	100.00	100.00	100.00	100.00	100.00	100.00	100.00	0.00	0.00
199	79011	KASARGOD	KERALA	HYDERABAD	100.00	100.00	100.00	100.00	100.00	100.00	100.00	100.00	100.00	100.00	0.00	0.00
200	79018	KOLLAM	KERALA	HYDERABAD	100.00	100.00	100.00	100.00	100.00	100.00	100.00	100.00	100.00	100.00	0.00	0.00
201	79012	KOTTAYAM	KERALA	HYDERABAD	100.00	100.00	100.00	100.00	100.00	100.00	100.00	100.00	100.00	100.00	0.00	0.00
202	79015	MALLAPURAM	KERALA	HYDERABAD	100.00	100.00	100.00	100.00	100.00	100.00	100.00	100.00	100.00	100.00	0.00	0.00
203	79014	PALAKKAD	KERALA	HYDERABAD	100.00	100.00	100.00	100.00	100.00	100.00	100.00	100.00	100.00	100.00	0.00	0.00
204	79009	PATANAMTHITTA	KERALA	HYDERABAD	100.00	100.00	100.00	100.00	100.00	100.00	100.00	100.00	100.00	100.00	0.00	0.00
205	79013	TRICHUR	KERALA	HYDERABAD	100.00	100.00	100.00	100.00	100.00	100.00	100.00	100.00	100.00	100.00	0.00	0.00
206	79019	TRIVENDRAM	KERALA	HYDERABAD	100.00	100.00	100.00	100.00	100.00	100.00	100.00	100.00	100.00	100.00	0.00	0.00
207	79020	WYNAD	KERALA	HYDERABAD	100.00	100.00	100.00	100.00	98.75	100.00	100.00	100.00	100.00	100.00	-1.25	0.00
208	59525	ADILABAD	TELANGANA	HYDERABAD	0.00	0.00	97.50	100.00	100.00	0.00	0.00	100.00	100.00	100.00	0.00	0.00
209	59528	KARIMNAGAR	TELANGANA	HYDERABAD	0.00	0.00	98.73	100.00	100.00	0.00	0.00	97.22	97.44	97.50	0.00	0.06
210	59522	KHAMMAM	TELANGANA	HYDERABAD	0.00	0.00	98.75	98.72	100.00	0.00	0.00	98.00	97.96	97.78	1.28	-0.18
211	59533	MAHABOOB NAGAR	TELANGANA	HYDERABAD	0.00	0.00	100.00	100.00	100.00	0.00	0.00	100.00	100.00	100.00	0.00	0.00
212	59526	MEDAK	TELANGANA	HYDERABAD	0.00	0.00	100.00	100.00	100.00	0.00	0.00	100.00	100.00	97.87	0.00	-2.13
213	59524	NALGONDA	TELANGANA	HYDERABAD	0.00	0.00	100.00	98.75	100.00	0.00	0.00	100.00	100.00	100.00	1.25	0.00
214	59519	NIZAMABAD	TELANGANA	HYDERABAD	0.00	0.00	96.15	98.72	100.00	0.00	0.00	97.14	93.33	98.41	1.28	5.08
216	59527	RANGA REDDY	TELANGANA	HYDERABAD	0.00	0.00	98.72	100.00	100.00	0.00	0.00	100.00	92.86	99.32	0.00	6.46
217	59531	WARANGAL	TELANGANA	HYDERABAD	0.00	0.00	100.00	100.00	100.00	0.00	0.00	97.14	100.00	100.00	0.00	0.00
218	59253	CAR NICOBAR	UT	HYDERABAD	0.00	100.00	61.76	100.00	100.00	0.00	0.00	0.00	0.00	0.00	0.00	0.00
219	59205	KARAIKAL	UT	HYDERABAD	100.00	100.00	100.00	100.00	100.00	100.00	100.00	96.30	100.00	100.00	0.00	0.00
220	59201	MAHE	UT	HYDERABAD	100.00	100.00	100.00	100.00	100.00	100.00	100.00	100.00	100.00	100.00	0.00	0.00
221	59252	MIDDLE ANDAMAN	UT	HYDERABAD	0.00	100.00	100.00	100.00	100.00	100.00	90.91	0.00	100.00	100.00	0.00	0.00
222	79901	MINYCOY	UT	HYDERABAD	100.00	100.00	100.00	100.00	100.00	100.00	100.00	100.00	100.00	100.00	0.00	0.00
223	59204	PONDYCHERRY	UT	HYDERABAD	100.00	100.00	95.52	98.59	97.47	100.00	97.30	100.00	95.95	98.44	-1.12	2.49
224	59326	YANAM	UT	HYDERABAD	0.00	0.00	100.00	100.00	98.46	0.00	0.00	100.00	96.67	75.00	-1.54	-21.67
225	29030	JAFFARPURKALAN	DELHI	JAIPUR	100.00	100.00	97.37	100.00	98.65	91.43	97.14	100.00	100.00	100.00	-1.35	0.00
226	89007	MUNGESHPUR	DELHI	JAIPUR	100.00	100.00	100.00	98.72	100.00	92.06	96.92	98.15	100.00	100.00	1.28	0.00
227	44516	AMBALA	HARYANA	JAIPUR	100.00	100.00	100.00	100.00	100.00	94.74	87.50	98.39	96.67	100.00	0.00	3.33
228	44509	BHIWANI	HARYANA	JAIPUR	100.00	94.87	98.63	100.00	98.73	83.10	95.77	94.37	100.00	100.00	-1.27	0.00
229	44510	FARIDABAD	HARYANA	JAIPUR	100.00	100.00	100.00	100.00	94.94	100.00	100.00	100.00	97.40	98.73	-5.06	1.33
230	44519	FATEHABAD	HARYANA	JAIPUR	98.68	100.00	98.80	100.00	98.72	93.33	98.59	98.53	98.59	100.00	-1.28	1.41
231	44520	GURUGRAM	HARYANA	JAIPUR	0.00	100.00	100.00	100.00	98.57	0.00	0.00	0.00	100.00	100.00	-1.43	0.00
232	44503	HISSAR	HARYANA	JAIPUR	100.00	100.00	97.50	98.63	98.67	100.00	98.31	100.00	98.53	100.00	0.04	1.47
233	44502	JHAJJAR	HARYANA	JAIPUR	97.26	96.00	97.26	100.00	100.00	100.00	96.97	98.59	100.00	100.00	0.00	0.00
234	44504	JIND	HARYANA	JAIPUR	97.22	100.00	97.14	100.00	97.33	98.51	100.00	98.67	100.00	100.00	-2.67	0.00
235	44508	KAITHAL	HARYANA	JAIPUR	100.00	100.00	98.53	96.97	100.00	96.30	98.11	93.10	100.00	100.00	3.03	0.00
236	44515	KARNAL	HARYANA	JAIPUR	100.00	98.55	93.06	100.00	97.22	100.00	95.77	98.57	95.38	100.00	-2.78	4.62
237	44511	KURUKSHETRA	HARYANA	JAIPUR	100.00	100.00	100.00	100.00	100.00	100.00	100.00	100.00	100.00	100.00	0.00	0.00
238	44506	MOHINDERGARH	HARYANA	JAIPUR	100.00	100.00	97.10	100.00	98.63	96.61	91.18	88.57	87.50	95.83	-1.37	8.33
239	44513	NUH	HARYANA	JAIPUR	100.00	100.00	88.16	98.73	93.15	100.00	88.89	97.37	97.18	98.36	-5.58	1.18
240	44514	PANCHKULA	HARYANA	JAIPUR	100.00	100.00	100.00	100.00	100.00	100.00	100.00	100.00	100.00	100.00	0.00	0.00
241	44501	PANIPAT	HARYANA	JAIPUR	100.00	100.00	100.00	100.00	97.40	100.00	100.00	100.00	100.00	100.00	-2.60	0.00
242	44512	REWARI	HARYANA	JAIPUR	100.00	100.00	90.79	98.72	100.00	100.00	100.00	96.77	100.00	100.00	1.28	0.00
243	44518	ROHTAK	HARYANA	JAIPUR	100.00	100.00	98.41	98.31	100.00	98.44	95.12	100.00	100.00	100.00	1.69	0.00
244	44505	SIRSA	HARYANA	JAIPUR	100.00	100.00	100.00	100.00	97.47	100.00	100.00	100.00	100.00	100.00	-2.53	0.00
245	44507	SONEPAT	HARYANA	JAIPUR	100.00	100.00	93.33	91.80	97.14	100.00	100.00	100.00	98.33	100.00	5.34	1.67

SL	SCH. CODE	JNV	STATE	REGION	CLASS - X QUALIFIED PASS %					CLASS - XII QUALIFIED PASS %					IMPROVEMENT UP/DOWN, COMPARISON WITH 2018	
					2016	2017	2018	2019	2020	2016	2017	2018	2019	2020	X	XII
246	44517	YAMUNANAGAR	HARYANA	JAIPUR	94.59	100.00	98.36	100.00	96.00	98.04	100.00	93.44	96.97	98.55	-4.00	1.58
247	14054	AJMER	RAJASTHAN	JAIPUR	100.00	100.00	100.00	100.00	100.00	97.10	100.00	100.00	98.59	100.00	0.00	1.41
248	14055	ALWAR	RAJASTHAN	JAIPUR	100.00	100.00	100.00	100.00	100.00	100.00	98.41	100.00	100.00	100.00	0.00	0.00
249	14056	BANSWARA-I	RAJASTHAN	JAIPUR	100.00	100.00	0.00	100.00	98.55	0.00	0.00	0.00	93.88	100.00	-1.45	6.12
250	14056	BANSWARA-I	RAJASTHAN	JAIPUR	100.00	100.00	87.14	89.71	98.55	89.47	88.89	94.34	96.67	100.00	8.84	3.33
251	14086	BANSWARA-II	RAJASTHAN	JAIPUR	0.00	0.00	0.00	0.00	100.00	0.00	0.00	0.00	0.00	0.00	100.00	0.00
252	14057	BARAN	RAJASTHAN	JAIPUR	100.00	100.00	97.47	100.00	100.00	94.52	98.57	100.00	98.67	98.68	0.00	0.01
253	14058	BARMER	RAJASTHAN	JAIPUR	100.00	100.00	100.00	98.73	98.68	98.59	100.00	100.00	100.00	100.00	-0.05	0.00
254	14082	BHARATPUR	RAJASTHAN	JAIPUR	100.00	100.00	96.10	97.33	100.00	100.00	93.85	100.00	92.54	97.87	2.67	5.33
255	14059	BHILWARA	RAJASTHAN	JAIPUR	100.00	100.00	100.00	100.00	100.00	97.22	98.67	100.00	98.68	98.68	0.00	0.00
256	14060	BIKANER	RAJASTHAN	JAIPUR	100.00	100.00	100.00	100.00	100.00	98.59	98.59	100.00	100.00	93.44	0.00	-6.56
257	14061	BUNDI	RAJASTHAN	JAIPUR	100.00	100.00	100.00	98.61	98.65	94.96	95.45	98.88	100.00	100.00	0.04	0.00
258	14062	CHITTORGARH	RAJASTHAN	JAIPUR	100.00	100.00	98.65	100.00	100.00	100.00	95.71	100.00	100.00	100.00	0.00	0.00
259	14063	CHURU	RAJASTHAN	JAIPUR	98.68	100.00	100.00	100.00	97.14	100.00	98.55	97.10	98.41	100.00	-2.86	1.59
260	14064	DAUSA	RAJASTHAN	JAIPUR	100.00	100.00	98.59	100.00	100.00	96.20	96.92	100.00	100.00	98.39	0.00	-1.61
261	14073	DHOLPUR	RAJASTHAN	JAIPUR	100.00	100.00	100.00	100.00	100.00	98.65	95.24	98.51	98.31	100.00	0.00	1.69
262	14065	DUNGARPUR	RAJASTHAN	JAIPUR	100.00	100.00	100.00	100.00	98.59	86.76	100.00	91.30	98.36	92.98	-1.41	-5.38
263	14084	HANUMANGARH	RAJASTHAN	JAIPUR	100.00	100.00	96.05	100.00	100.00	100.00	92.86	96.61	100.00	97.73	0.00	-2.27
264	14069	JAIPUR	RAJASTHAN	JAIPUR	100.00	100.00	100.00	100.00	100.00	98.51	100.00	100.00	100.00	100.00	0.00	0.00
265	14068	JAISALMER	RAJASTHAN	JAIPUR	100.00	100.00	96.30	98.81	100.00	94.92	90.91	100.00	98.63	100.00	1.19	1.37
266	14067	JALORE	RAJASTHAN	JAIPUR	100.00	100.00	96.15	92.41	95.00	95.89	98.68	98.75	98.46	100.00	2.59	1.54
267	14066	JHALAWAR	RAJASTHAN	JAIPUR	100.00	100.00	95.89	100.00	100.00	95.65	100.00	100.00	98.48	100.00	0.00	1.52
268	14070	JHUNJHUNU	RAJASTHAN	JAIPUR	100.00	100.00	98.73	100.00	100.00	100.00	98.57	100.00	100.00	100.00	0.00	0.00
269	14071	JODHPUR	RAJASTHAN	JAIPUR	100.00	100.00	93.33	100.00	100.00	95.38	93.94	100.00	98.39	100.00	0.00	1.61
270	14085	KARAULI	RAJASTHAN	JAIPUR	100.00	100.00	100.00	100.00	100.00	100.00	96.97	100.00	100.00	98.04	0.00	-1.96
271	14072	KOTA	RAJASTHAN	JAIPUR	100.00	100.00	97.56	100.00	100.00	100.00	94.94	94.74	98.48	100.00	0.00	1.52
272	14074	NAGAUR	RAJASTHAN	JAIPUR	100.00	100.00	100.00	100.00	98.68	98.39	100.00	100.00	100.00	100.00	-1.32	0.00
273	14075	PALI	RAJASTHAN	JAIPUR	100.00	100.00	98.70	100.00	100.00	100.00	98.55	100.00	100.00	100.00	0.00	0.00
274	14076	RAJSAMAND	RAJASTHAN	JAIPUR	100.00	100.00	98.59	100.00	100.00	100.00	89.33	100.00	100.00	100.00	0.00	0.00
275	14080	SAWAI MADHOPUR	RAJASTHAN	JAIPUR	100.00	100.00	100.00	98.72	98.57	100.00	95.08	98.61	100.00	100.00	-0.15	0.00
276	14078	SIKAR	RAJASTHAN	JAIPUR	100.00	100.00	100.00	100.00	98.73	100.00	100.00	100.00	100.00	98.08	-1.27	-1.92
277	14079	SIROHI	RAJASTHAN	JAIPUR	100.00	100.00	97.44	98.72	98.70	98.59	94.44	98.68	100.00	98.44	-0.02	-1.56
278	14077	SRI GANGANAGAR-I	RAJASTHAN	JAIPUR	100.00	100.00	100.00	98.65	100.00	100.00	100.00	100.00	95.83	100.00	1.35	4.17
279	14087	SRI GANGANAGAR-II	RAJASTHAN	JAIPUR	0.00	0.00	0.00	98.67	97.37	0.00	0.00	0.00	0.00	0.00	-1.30	0.00
280	14087	SRI GANGANAGAR-II	RAJASTHAN	JAIPUR	0.00	0.00	0.00	0.00	97.37	0.00	0.00	0.00	0.00	0.00	97.37	0.00
281	14081	TONK	RAJASTHAN	JAIPUR	100.00	100.00	97.53	93.59	98.72	97.30	100.00	98.75	94.52	100.00	5.13	5.48
282	14083	UDAIPUR	RAJASTHAN	JAIPUR	96.10	100.00	98.68	98.55	100.00	100.00	100.00	100.00	100.00	100.00	1.45	0.00
283	64037	AGRA	UTTAR PRADESH	LUCKNOW	100.00	100.00	100.00	100.00	98.68	100.00	100.00	100.00	100.00	100.00	-1.32	0.00
284	64045	ALIGARH	UTTAR PRADESH	LUCKNOW	97.44	100.00	100.00	100.00	100.00	95.52	91.94	95.24	94.74	97.10	0.00	2.36
285	74001	ALLAHABAD	UTTAR PRADESH	LUCKNOW	100.00	100.00	100.00	98.72	98.73	100.00	91.18	100.00	95.12	100.00	0.01	4.88
286	74002	AMBEDKAR NAGAR	UTTAR PRADESH	LUCKNOW	100.00	100.00	100.00	100.00	97.56	0.00	90.00	88.24	97.37	100.00	-2.44	2.63
287	74004	AURAIYA	UTTAR PRADESH	LUCKNOW	100.00	100.00	96.20	100.00	97.44	100.00	100.00	97.10	96.10	97.53	-2.56	1.43
288	74005	AZAMGARH	UTTAR PRADESH	LUCKNOW	100.00	100.00	96.00	97.01	93.59	98.48	93.06	92.00	93.83	98.44	-3.42	4.61
289	64046	BAGPAT	UTTAR PRADESH	LUCKNOW	98.77	100.00	98.57	100.00	100.00	97.59	90.67	97.01	98.80	100.00	0.00	1.20
290	74006	BAHRAICH	UTTAR PRADESH	LUCKNOW	100.00	100.00	95.00	100.00	100.00	97.22	94.52	97.56	100.00	93.42	0.00	-6.58
291	74007	BALLIA	UTTAR PRADESH	LUCKNOW	100.00	100.00	100.00	100.00	97.53	93.51	85.71	87.32	100.00	93.65	-2.47	-6.35
292	74008	BALRAMPUR	UTTAR PRADESH	LUCKNOW	100.00	100.00	100.00	100.00	97.67	97.50	97.50	97.62	100.00	97.26	-2.33	-2.74
293	74009	BANDA	UTTAR PRADESH	LUCKNOW	100.00	100.00	100.00	100.00	97.50	100.00	100.00	100.00	100.00	100.00	-2.50	0.00
294	74010	BARABANKI	UTTAR PRADESH	LUCKNOW	100.00	100.00	98.70	98.72	100.00	100.00	98.46	92.75	97.37	100.00	1.28	2.63
295	64035	BAREILLY	UTTAR PRADESH	LUCKNOW	98.73	100.00	98.81	100.00	98.72	98.67	98.67	98.70	100.00	98.63	-1.28	-1.37
296	74011	BASTI	UTTAR PRADESH	LUCKNOW	100.00	100.00	98.67	100.00	100.00	92.06	100.00	100.00	92.19	97.56	0.00	5.37
297	84051	BIJNOR	UTTAR PRADESH	LUCKNOW	100.00	100.00	100.00	100.00	97.50	95.95	93.06	98.78	97.62	95.51	-2.50	-2.11
298	64034	BULANDSHAHAR	UTTAR PRADESH	LUCKNOW	98.70	100.00	98.72	100.00	98.75	96.97	96.10	90.67	98.70	98.31	-1.25	-0.39
299	74012	CHANDAULI	UTTAR PRADESH	LUCKNOW	100.00	100.00	100.00	97.44	97.56	91.67	97.50	91.89	97.56	100.00	0.12	2.44
300	74013	CHITRAKOOT	UTTAR PRADESH	LUCKNOW	100.00	100.00	97.56	97.44	97.44	0.00	82.05	92.31	100.00	90.63	0.00	-9.37
301	74014	DEORIA	UTTAR PRADESH	LUCKNOW	0.00	0.00	0.00	0.00	100.00	0.00	0.00	0.00	0.00	0.00	100.00	0.00
302	64040	ETAH	UTTAR PRADESH	LUCKNOW	93.33	100.00	98.72	97.50	97.40	96.92	97.26	97.37	97.56	98.72	-0.10	1.16
303	74015	ETAWAH	UTTAR PRADESH	LUCKNOW	96.97	100.00	94.67	100.00	100.00	98.59	91.03	100.00	89.71	100.00	0.00	10.29
304	74016	FAIZABAD	UTTAR PRADESH	LUCKNOW	100.00	100.00	100.00	100.00	98.75	95.18	94.94	89.47	88.24	97.30	-1.25	9.06
305	74017	FARRUKHABAD	UTTAR PRADESH	LUCKNOW	100.00	100.00	100.00	98.70	98.72	97.78	100.00	100.00	100.00	95.83	0.02	-4.17
306	74018	FATEHPUR	UTTAR PRADESH	LUCKNOW	100.00	100.00	100.00	100.00	100.00	100.00	96.55	90.32	92.31	100.00	0.00	7.69
307	64042	FIROZABAD	UTTAR PRADESH	LUCKNOW	97.40	100.00	96.15	98.78	92.41	100.00	96.23	97.14	93.18	97.83	-6.37	4.65
308	64036	GAUTAM BUDH NAGAR	UTTAR PRADESH	LUCKNOW	100.00	100.00	97.53	97.40	93.24	96.00	77.22	95.00	89.33	100.00	-4.16	10.67
309	64047	GHAZIABAD	UTTAR PRADESH	LUCKNOW	96.15	100.00	100.00	100.00	100.00	100.00	97.62	97.83	100.00	100.00	0.00	0.00
310	74019	GHAZIPUR	UTTAR PRADESH	LUCKNOW	86.49	100.00	100.00	100.00	97.73	100.00	100.00	96.15	97.56	97.30	-2.27	-0.26
311	74020	GONDA	UTTAR PRADESH	LUCKNOW	96.05	100.00	97.30	97.47	100.00	98.55	100.00	97.22	100.00	100.00	2.53	0.00
312	74021	GORAKHPUR	UTTAR PRADESH	LUCKNOW	98.70	100.00	100.00	98.67	100.00	92.42	93.42	94.55	94.20	89.23	1.33	-4.97
313	44807	HAMIRPUR	UTTAR PRADESH	LUCKNOW	100.00	100.00	97.56	94.87	100.00	100.00	100.00	100.00	97.14	100.00	5.13	2.86
314	74023	HARDOI	UTTAR PRADESH	LUCKNOW	86.84	100.00	98.77	100.00	100.00	98.63	98.67	100.00	100.00	97.33	0.00	-2.67
315	64041	HATHRAS	UTTAR PRADESH	LUCKNOW	89.33	100.00	94.67	97.33	97.26	100.00	98.65	100.00	98.55	95.08	-0.07	-3.47
316	84062	J P NAGAR	UTTAR PRADESH	LUCKNOW	97.33	100.00	97.37	85.71	96.10	97.30	95.35	93.48	97.50	90.41	10.39	-7.09
317	74024	JALAUN	UTTAR PRADESH	LUCKNOW	96.30	100.00	91.67	97.62	97.47	95.08	92.77	94.03	91.38	97.44	-0.15	6.06
318	74025	JAUNPUR	UTTAR PRADESH	LUCKNOW	100.00	100.00	100.00	100.00	97.44	94.74	95.12	100.00	97.78	100.00	-2.56	2.22
319	74026	JHANSI	UTTAR PRADESH	LUCKNOW	94.87	100.00	98.78	98.75	100.00	100.00	98.48	98.63	97.59	97.33	1.25	-0.26
320	74027	KANNAUJ	UTTAR PRADESH	LUCKNOW	100.00	100.00	100.00	100.00	100.00	97.50	100.00	94.87	95.35	96.77	0.00	1.42
321	74029	KANPUR DEHAT	UTTAR PRADESH	LUCKNOW	100.00	100.00	94.94	96.25	100.00	100.00	98.82	97.44	98.61	100.00	3.75	1.39
322	74028	KANPUR-NAGAR	UTTAR PRADESH	LUCKNOW	100.00	100.00	100.00	100.00	98.77	100.00	94.03	98.59	100.00	97.14	-1.23	-2.86
323	74030	KAUSHAMBI	UTTAR PRADESH	LUCKNOW	100.00	100.00	100.00	100.00	98.75	97.50	100.00	90.00	97.65	89.13	-1.25	-8.52
324	74031	KUSHINAGAR	UTTAR PRADESH	LUCKNOW	100.00	98.88	98.73	100.00	100.00	100.00	100.00	97.56	100.00	100.00	0.00	0.00
325	74032	LAKHIMPUR KHIRI	UTTAR PRADESH	LUCKNOW	100.00	100.00	100.00	100.00	97.37	97.92	100.00	100.00	100.00	100.00	-2.63	0.00
326	74033	LALITPUR	UTTAR PRADESH	LUCKNOW	83.54	98.73	90.91	91.89	97.30	94.87	96.15	95.52	95.83	100.00	5.41	4.17
327	74034	LUCKNOW	UTTAR PRADESH	LUCKNOW	100.00	100.00	96.20	100.00	100.00	100.00	96.97	100.00	99.19	97.62	0.00	-1.57
328	74035	MAHARAJGANJ	UTTAR PRADESH	LUCKNOW	82.61	100.00	100.00	98.78	100.00	94.52	100.00	96.97	96.39	96.92	1.22	0.53

SL	SCH. CODE	JNV	STATE	REGION	CLASS - X QUALIFIED PASS %					CLASS - XII QUALIFIED PASS %					IMPROVEMENT UP/DOWN, COMPARISON WITH 2018	
					2016	2017	2018	2019	2020	2016	2017	2018	2019	2020	X	XII
329	74036	MAHOBA	UTTAR PRADESH	LUCKNOW	100.00	100.00	97.22	97.47	100.00	100.00	93.67	92.00	96.05	100.00	2.53	3.95
330	64039	MAINPURI	UTTAR PRADESH	LUCKNOW	79.75	100.00	98.72	100.00	97.50	97.06	96.88	88.61	100.00	100.00	-2.50	0.00
331	64038	MATHURA	UTTAR PRADESH	LUCKNOW	94.74	100.00	100.00	100.00	100.00	95.08	100.00	97.26	98.55	97.06	0.00	-1.49
332	74037	MAU	UTTAR PRADESH	LUCKNOW	96.10	100.00	97.44	98.75	100.00	96.88	100.00	98.41	100.00	100.00	1.25	0.00
333	64033	MEERUT	UTTAR PRADESH	LUCKNOW	98.65	100.00	98.72	97.47	100.00	94.20	98.59	88.89	81.01	98.28	2.53	17.27
334	74038	MIRZAPUR	UTTAR PRADESH	LUCKNOW	100.00	100.00	100.00	100.00	100.00	89.06	96.20	93.24	93.06	100.00	0.00	6.94
335	84065	MORADABAD	UTTAR PRADESH	LUCKNOW	100.00	100.00	98.70	100.00	100.00	100.00	100.00	100.00	100.00	100.00	0.00	0.00
336	84042	MUZAFFARNAGAR	UTTAR PRADESH	LUCKNOW	98.72	100.00	100.00	100.00	100.00	95.89	97.44	98.63	98.73	94.20	0.00	-4.53
337	64043	PILIBHIT	UTTAR PRADESH	LUCKNOW	100.00	100.00	98.78	100.00	98.70	95.06	95.06	100.00	94.94	88.00	-1.30	-6.94
338	74039	PRATAPGARH	UTTAR PRADESH	LUCKNOW	98.72	100.00	93.59	98.75	100.00	88.46	90.48	94.74	94.59	94.64	1.25	0.05
339	74040	RAEBARELI	UTTAR PRADESH	LUCKNOW	100.00	100.00	100.00	96.39	97.56	89.29	98.80	93.83	96.00	96.77	1.17	0.77
340	84064	SAHARANPUR	UTTAR PRADESH	LUCKNOW	100.00	100.00	97.50	100.00	97.50	100.00	100.00	100.00	100.00	97.14	-2.50	-2.86
341	84056	SAMBHAL	UTTAR PRADESH	LUCKNOW	96.25	100.00	100.00	100.00	100.00	100.00	91.67	100.00	100.00	100.00	0.00	0.00
342	74041	SANT KABIR NAGAR	UTTAR PRADESH	LUCKNOW	100.00	100.00	100.00	95.24	100.00	92.31	97.37	100.00	92.11	100.00	4.76	7.89
343	74042	SANT RAVIDAS NAGAR	UTTAR PRADESH	LUCKNOW	100.00	100.00	94.81	98.73	98.78	89.74	92.86	90.00	95.83	96.77	0.05	0.94
344	64044	SHAHJAHANPUR	UTTAR PRADESH	LUCKNOW	100.00	98.73	100.00	100.00	98.75	100.00	100.00	97.73	100.00	96.63	-1.25	-3.37
345	74043	SHRAWASTI	UTTAR PRADESH	LUCKNOW	100.00	100.00	100.00	100.00	100.00	0.00	0.00	0.00	0.00	96.97	0.00	96.97
346	74044	SIDDHARTH NAGAR	UTTAR PRADESH	LUCKNOW	100.00	100.00	100.00	98.77	100.00	95.71	97.10	86.15	97.18	96.05	1.23	-1.13
347	74045	SITAPUR-I	UTTAR PRADESH	LUCKNOW	100.00	100.00	100.00	100.00	100.00	96.47	97.62	100.00	98.85	96.39	0.00	-2.46
348	72046	SITAPUR-II	UTTAR PRADESH	LUCKNOW	0.00	0.00	0.00	0.00	100.00	0.00	0.00	0.00	0.00	0.00	100.00	0.00
349	74046	SONEBHADRA	UTTAR PRADESH	LUCKNOW	97.62	100.00	97.56	100.00	100.00	97.30	100.00	100.00	100.00	100.00	0.00	0.00
350	74003	SULTANPUR	UTTAR PRADESH	LUCKNOW	96.10	100.00	96.15	98.68	100.00	97.59	98.57	95.18	97.44	100.00	1.32	2.56
351	74047	UNNAO	UTTAR PRADESH	LUCKNOW	100.00	100.00	96.20	98.72	93.90	100.00	100.00	100.00	89.47	100.00	-4.82	10.53
352	74048	VARANASI	UTTAR PRADESH	LUCKNOW	100.00	98.25	100.00	100.00	100.00	96.97	95.24	92.31	100.00	100.00	0.00	0.00
353	84034	ALMORA	UTTARAKHAND	LUCKNOW	98.72	100.00	100.00	98.80	98.78	97.26	100.00	100.00	100.00	100.00	-0.02	0.00
354	84075	BAGESHWAR	UTTARAKHAND	LUCKNOW	100.00	100.00	100.00	100.00	97.62	100.00	100.00	100.00	100.00	100.00	-2.38	0.00
355	84069	CHAMOLI	UTTARAKHAND	LUCKNOW	100.00	100.00	97.44	100.00	94.74	100.00	100.00	100.00	97.50	100.00	-5.26	2.50
356	84059	CHAMPAWAT	UTTARAKHAND	LUCKNOW	100.00	100.00	100.00	100.00	100.00	95.00	97.22	100.00	100.00	100.00	0.00	0.00
357	84082	DEHRADUN	UTTARAKHAND	LUCKNOW	100.00	100.00	100.00	100.00	100.00	100.00	100.00	100.00	100.00	100.00	0.00	0.00
358	84052	HARIDWAR	UTTARAKHAND	LUCKNOW	100.00	100.00	100.00	100.00	100.00	94.74	96.15	97.65	98.80	95.95	0.00	-2.85
359	84072	NAINITAL	UTTARAKHAND	LUCKNOW	100.00	100.00	100.00	100.00	100.00	97.53	93.90	100.00	96.25	96.10	0.00	-0.15
360	84077	PAURI GARHWAL	UTTARAKHAND	LUCKNOW	100.00	100.00	100.00	100.00	100.00	0.00	96.77	96.88	91.89	96.67	0.00	4.78
361	84078	PITHORAGARH	UTTARAKHAND	LUCKNOW	100.00	100.00	100.00	100.00	97.47	100.00	96.30	100.00	100.00	97.44	-2.53	-2.56
362	84040	RUDRAPRAYAG	UTTARAKHAND	LUCKNOW	100.00	100.00	100.00	100.00	100.00	100.00	98.53	100.00	100.00	100.00	0.00	0.00
363	84032	TEHRI GARHWAL	UTTARAKHAND	LUCKNOW	100.00	98.36	100.00	100.00	100.00	100.00	100.00	100.00	100.00	100.00	0.00	0.00
364	84031	UDHAM SINGH NAGAR	UTTARAKHAND	LUCKNOW	98.70	100.00	100.00	98.81	100.00	98.41	100.00	97.14	100.00	98.70	1.19	-1.30
365	84043	UTTARKASHI	UTTARAKHAND	LUCKNOW	100.00	100.00	97.44	98.73	98.75	98.59	98.75	98.75	92.96	100.00	0.02	7.04
366	69048	ARARIA	BIHAR	PATNA	100.00	100.00	96.10	97.40	94.94	100.00	96.88	94.74	91.43	100.00	-2.46	8.57
367	69074	ARWAL	BIHAR	PATNA	100.00	100.00	96.88	100.00	100.00	0.00	0.00	0.00	83.33	0.00	0.00	-83.33
368	69033	AURANGABAD	BIHAR	PATNA	96.97	95.24	100.00	100.00	97.33	97.14	78.26	100.00	77.42	100.00	-2.67	22.58
369	69020	BANKA	BIHAR	PATNA	98.75	100.00	97.50	92.50	96.15	100.00	87.50	97.56	76.92	100.00	3.65	23.08
370	69016	BEGUSARAI	BIHAR	PATNA	100.00	100.00	100.00	100.00	96.20	93.44	84.93	83.78	98.68	100.00	-3.80	1.32
371	69058	BHAGALPUR	BIHAR	PATNA	100.00	100.00	96.20	100.00	97.53	97.30	87.10	100.00	92.42	97.87	-2.47	5.45
372	69014	BHOJPUR	BIHAR	PATNA	100.00	98.59	97.50	98.78	97.50	96.23	98.68	89.06	88.14	98.04	-1.28	9.90
373	69046	BUXAR	BIHAR	PATNA	100.00	100.00	97.26	100.00	100.00	100.00	100.00	79.45	98.78	100.00	0.00	1.22
374	69019	DARBHANGA	BIHAR	PATNA	100.00	100.00	97.56	100.00	85.37	100.00	100.00	100.00	94.59	100.00	-14.63	5.41
375	69052	EAST CHAMPARAN	BIHAR	PATNA	97.67	100.00	100.00	100.00	100.00	96.88	93.75	100.00	100.00	100.00	0.00	0.00
376	69013	GAYA - I	BIHAR	PATNA	91.03	100.00	87.32	98.63	98.57	100.00	90.00	100.00	100.00	100.00	-0.06	0.00
377	69079	GAYA - II	BIHAR	PATNA	96.43	100.00	88.46	100.00	100.00	0.00	0.00	0.00	0.00	0.00	0.00	0.00
378	69042	GOPALGANJ	BIHAR	PATNA	97.73	100.00	100.00	100.00	98.67	100.00	100.00	100.00	91.89	96.77	-1.33	4.88
379	69054	JAMUI	BIHAR	PATNA	100.00	100.00	92.00	98.70	96.25	100.00	100.00	95.35	96.97	100.00	-2.45	3.03
380	69055	JEHANABAD	BIHAR	PATNA	100.00	100.00	92.86	100.00	97.22	0.00	0.00	0.00	0.00	0.00	-2.78	0.00
381	69044	KAIMUR	BIHAR	PATNA	92.21	100.00	97.47	100.00	100.00	97.06	100.00	97.78	95.24	98.33	0.00	3.09
382	69028	KATIHAR	BIHAR	PATNA	100.00	100.00	96.34	92.68	97.53	100.00	98.21	94.74	86.67	100.00	4.85	13.33
383	69043	KHAGARIA	BIHAR	PATNA	94.87	100.00	100.00	100.00	91.89	0.00	0.00	0.00	0.00	0.00	-8.11	0.00
384	69057	KISHANGANJ	BIHAR	PATNA	96.05	100.00	98.78	100.00	100.00	100.00	100.00	90.63	87.04	100.00	0.00	12.96
385	69076	LAKHISARAI	BIHAR	PATNA	92.11	100.00	100.00	100.00	97.67	0.00	0.00	0.00	100.00	100.00	-2.33	0.00
386	69049	MADHEPURA	BIHAR	PATNA	100.00	98.82	96.30	100.00	97.56	100.00	100.00	94.74	100.00	95.89	-2.44	-4.11
387	69031	MADHUBANI	BIHAR	PATNA	98.80	98.65	97.44	98.75	93.51	100.00	100.00	95.65	85.71	100.00	-5.24	14.29
388	69053	MUNGER	BIHAR	PATNA	97.40	98.67	91.03	98.73	92.59	86.05	76.36	92.75	96.83	97.96	-6.14	1.13
389	69027	MUZAFFARPUR	BIHAR	PATNA	100.00	100.00	98.73	100.00	100.00	96.55	100.00	98.72	100.00	95.45	0.00	-4.55
390	69026	NALANDA	BIHAR	PATNA	94.94	100.00	100.00	100.00	100.00	92.11	92.73	100.00	100.00	100.00	0.00	0.00
391	69025	NAWADA	BIHAR	PATNA	69.74	100.00	98.48	97.22	97.53	100.00	100.00	95.65	86.96	100.00	0.31	13.04
392	69021	PATNA	BIHAR	PATNA	98.75	97.44	97.01	100.00	100.00	85.00	93.33	95.12	96.00	100.00	0.00	4.00
393	69030	PURNEA	BIHAR	PATNA	100.00	98.78	97.47	98.65	100.00	100.00	97.06	93.06	88.16	100.00	1.35	11.84
394	69071	ROHTAS	BIHAR	PATNA	100.00	87.14	97.53	0.00	0.00	100.00	96.43	96.77	100.00	100.00	0.00	0.00
395	69047	SAHARSA	BIHAR	PATNA	100.00	100.00	100.00	100.00	100.00	100.00	100.00	97.92	85.29	97.96	0.00	12.67
396	69015	SAMASTIPUR	BIHAR	PATNA	100.00	100.00	100.00	100.00	100.00	100.00	100.00	100.00	100.00	100.00	0.00	0.00
397	69039	SARAN	BIHAR	PATNA	100.00	100.00	100.00	100.00	94.67	94.87	92.86	100.00	97.83	100.00	-5.33	2.17
398	69017	SHEIKHPURA	BIHAR	PATNA	91.67	100.00	95.83	100.00	98.68	87.72	90.77	100.00	85.92	100.00	-1.32	14.08
399	69066	SHEOHAR	BIHAR	PATNA	100.00	100.00	100.00	100.00	97.50	88.89	100.00	86.67	100.00	0.00	-2.50	-100.00
400	69041	SITAMARHI	BIHAR	PATNA	98.75	100.00	97.50	100.00	98.70	100.00	97.14	94.87	100.00	97.44	-1.30	-2.56
401	69038	SIWAN	BIHAR	PATNA	100.00	100.00	97.14	97.37	95.35	96.67	83.87	89.19	96.55	100.00	-2.02	3.45
402	69022	SUPAUL	BIHAR	PATNA	96.30	98.77	94.87	94.74	96.34	100.00	97.30	100.00	88.24	100.00	1.60	11.76
403	69035	VAISHALI	BIHAR	PATNA	98.86	100.00	100.00	100.00	95.00	98.11	96.43	100.00	100.00	100.00	-5.00	0.00
404	69012	WEST CHAMPARAN	BIHAR	PATNA	100.00	100.00	98.78	95.00	98.70	100.00	97.67	100.00	97.73	100.00	3.70	2.27
405	69532	BOKARO	JHARKHAND	PATNA	100.00	100.00	94.87	98.73	96.34	100.00	100.00	100.00	100.00	100.00	-2.39	0.00
406	69533	CHATRA	JHARKHAND	PATNA	90.41	98.68	94.94	91.25	100.00	84.51	69.57	70.59	90.54	90.00	8.75	-0.54
407	69536	DEOGHAR	JHARKHAND	PATNA	97.26	100.00	95.24	100.00	97.47	80.00	95.00	100.00	100.00	98.46	-2.53	-1.54
408	69543	DHANBAD	JHARKHAND	PATNA	98.70	100.00	98.77	98.70	98.78	100.00	95.35	97.26	98.77	97.75	0.08	-1.02
409	69518	DUMKA	JHARKHAND	PATNA	98.81	100.00	93.67	92.96	100.00	94.74	100.00	90.36	84.29	89.83	7.04	5.54
410	69538	EAST SINGHBHUM	JHARKHAND	PATNA	100.00	100.00	94.20	97.50	100.00	87.32	98.36	98.73	97.33	96.08	2.50	-1.25
411	69537	GARHWA	JHARKHAND	PATNA	97.33	100.00	94.59	96.15	97.56	87.76	97.37	98.46	92.73	100.00	1.41	7.27

SL	SCH. CODE	JNV	STATE	REGION	CLASS - X QUALIFIED PASS %					CLASS - XII QUALIFIED PASS %					IMPROVEMENT UP/DOWN, COMPARISON WITH 2018	
					2016	2017	2018	2019	2020	2016	2017	2018	2019	2020	X	XII
412	69529	GIRIDIH	JHARKHAND	PATNA	100.00	100.00	98.80	97.44	95.18	98.77	88.61	90.14	92.00	98.46	-2.26	6.46
413	69525	GODDA	JHARKHAND	PATNA	100.00	97.37	96.20	96.05	97.40	85.11	93.85	82.86	83.58	96.67	1.35	13.09
414	69523	GUMLA	JHARKHAND	PATNA	75.68	100.00	98.70	100.00	92.31	82.28	98.59	100.00	94.67	97.47	-7.69	2.80
415	69534	HAZARIBAGH	JHARKHAND	PATNA	97.22	100.00	97.30	100.00	98.82	100.00	95.65	89.66	97.14	100.00	-1.18	2.86
416	69546	JAMTARA	JHARKHAND	PATNA	97.30	100.00	97.50	100.00	95.00	93.33	100.00	97.14	100.00	96.67	-5.00	-3.33
417	69539	KODERMA	JHARKHAND	PATNA	97.50	100.00	97.47	100.00	98.72	100.00	100.00	100.00	94.29	100.00	-1.28	5.71
418	69528	LATEHAR	JHARKHAND	PATNA	100.00	100.00	91.25	91.36	93.51	98.65	95.83	100.00	100.00	100.00	2.15	0.00
419	69522	LOHARDAGA	JHARKHAND	PATNA	98.75	98.77	85.53	90.14	96.20	86.81	90.11	98.55	97.33	96.00	6.06	-1.33
420	69542	PAKUR - I	JHARKHAND	PATNA	100.00	100.00	98.57	90.79	93.67	100.00	95.12	100.00	97.96	100.00	2.88	2.04
421	69557	PAKUR - II	JHARKHAND	PATNA	96.88	100.00	0.00	100.00	100.00	0.00	0.00	0.00	0.00	0.00	0.00	0.00
422	69540	PALAMU - I	JHARKHAND	PATNA	100.00	100.00	100.00	100.00	100.00	0.00	0.00	0.00	0.00	0.00	0.00	0.00
423	69554	PALAMU - II	JHARKHAND	PATNA	100.00	100.00	97.37	92.31	97.44	0.00	0.00	0.00	0.00	0.00	5.13	0.00
424	69520	RANCHI	JHARKHAND	PATNA	97.26	100.00	100.00	100.00	100.00	92.59	100.00	98.41	98.55	98.82	0.00	0.27
425	69531	SAHEBGANJ	JHARKHAND	PATNA	100.00	100.00	97.40	100.00	98.80	69.86	80.65	96.77	91.89	100.00	-1.20	8.11
426	69521	SERAIKELA	JHARKHAND	PATNA	100.00	100.00	93.67	97.40	100.00	93.44	98.53	100.00	98.72	100.00	2.60	1.28
427	69545	SIMDEGA	JHARKHAND	PATNA	91.03	100.00	98.72	89.61	90.00	96.67	100.00	100.00	100.00	98.61	0.39	-1.39
428	69541	WEST SINGHBHUM	JHARKHAND	PATNA	90.00	100.00	88.46	97.37	100.00	100.00	100.00	100.00	100.00	94.87	2.63	-5.13
429	19177	ALIPURDWAR	WEST BENGAL	PATNA	100.00	100.00	97.37	98.63	98.70	94.44	98.36	95.65	98.67	100.00	0.07	1.33
430	19179	BANKURA	WEST BENGAL	PATNA	96.97	100.00	100.00	96.61	100.00	100.00	94.12	100.00	100.00	100.00	3.39	0.00
431	19175	BARDHAMAN	WEST BENGAL	PATNA	100.00	100.00	98.65	100.00	100.00	100.00	100.00	100.00	98.55	98.63	0.00	0.08
432	19174	BIRBHUM	WEST BENGAL	PATNA	89.66	100.00	100.00	100.00	96.10	100.00	89.58	96.61	100.00	98.68	-3.90	-1.32
433	19183	COOCH BIHAR	WEST BENGAL	PATNA	100.00	100.00	100.00	100.00	97.44	0.00	0.00	0.00	0.00	0.00	-2.56	0.00
434	19185	DAKSHIN DINAJPUR	WEST BENGAL	PATNA	100.00	100.00	100.00	100.00	100.00	100.00	100.00	95.00	91.43	100.00	0.00	8.57
435	19172	DARJEELING	WEST BENGAL	PATNA	100.00	100.00	100.00	0.00	96.97	0.00	0.00	0.00	0.00	0.00	96.97	0.00
436	19180	EAST MEDINIPUR	WEST BENGAL	PATNA	100.00	100.00	100.00	100.00	100.00	100.00	100.00	90.63	100.00	97.06	0.00	-2.94
437	19176	HOOGHLY	WEST BENGAL	PATNA	100.00	100.00	98.48	100.00	100.00	100.00	100.00	100.00	97.83	100.00	0.00	2.17
438	19178	MURSHIDABAD	WEST BENGAL	PATNA	97.56	100.00	100.00	100.00	100.00	97.22	100.00	100.00	100.00	100.00	0.00	0.00
439	19186	NADIA	WEST BENGAL	PATNA	100.00	100.00	100.00	98.53	97.37	100.00	100.00	100.00	94.59	100.00	-1.16	5.41
440	19171	NORTH 24 PARGANAS	WEST BENGAL	PATNA	100.00	100.00	97.40	100.00	100.00	98.70	100.00	98.67	97.33	100.00	0.00	2.67
441	19181	PURULIA	WEST BENGAL	PATNA	92.31	100.00	98.63	100.00	100.00	100.00	100.00	100.00	100.00	100.00	0.00	0.00
442	19184	SOUTH 24 PARGANAS 1	WEST BENGAL	PATNA	100.00	0.00	100.00	96.55	100.00	0.00	0.00	0.00	0.00	0.00	3.45	0.00
443	19187	SOUTH 24 PARGANAS-II	WEST BENGAL	PATNA	100.00	97.30	0.00	97.50	100.00	0.00	96.67	100.00	100.00	98.31	2.50	-1.69
444	19173	UTTAR DINAJPUR	WEST BENGAL	PATNA	100.00	100.00	100.00	97.62	92.11	0.00	0.00	0.00	0.00	0.00	-5.51	0.00
445	19182	WEST MEDINAPUR	WEST BENGAL	PATNA	100.00	100.00	100.00	100.00	100.00	100.00	96.55	100.00	100.00	100.00	0.00	0.00
447	34807	NORTH GOA	GOA	PUNE	100.00	100.00	95.00	96.83	86.76	88.89	96.00	100.00	100.00	70.59	-10.07	-29.41
448	34804	SOUTH GOA	GOA	PUNE	100.00	100.00	100.00	100.00	100.00	100.00	100.00	100.00	100.00	100.00	0.00	0.00
449	14049	AMRELI	GUJARAT	PUNE	100.00	100.00	91.89	98.65	98.57	89.29	96.88	94.29	100.00	100.00	-0.08	0.00
450	14050	ANAND	GUJARAT	PUNE	98.57	100.00	91.94	98.63	96.83	0.00	0.00	97.62	97.67	100.00	-1.80	2.33
451	14041	ARVALI	GUJARAT	PUNE	100.00	100.00	94.52	91.03	97.14	100.00	89.47	100.00	100.00	100.00	6.11	0.00
452	14045	BANASKANTHA	GUJARAT	PUNE	100.00	100.00	88.00	100.00	97.26	100.00	82.14	90.67	96.67	100.00	-2.74	3.33
453	14032	BHARUCH	GUJARAT	PUNE	100.00	100.00	92.11	93.59	88.46	100.00	84.62	85.19	97.53	97.10	-5.13	-0.43
454	14042	BHAVNAGAR	GUJARAT	PUNE	100.00	100.00	94.59	98.72	98.53	96.30	100.00	97.47	92.54	100.00	-0.19	7.46
455	14036	DAHOD-I	GUJARAT	PUNE	100.00	100.00	98.21	100.00	89.06	100.00	94.29	100.00	94.12	92.86	-10.94	-1.26
456	14048	DANG	GUJARAT	PUNE	100.00	100.00	93.62	96.49	100.00	80.77	69.23	89.19	85.71	100.00	3.51	14.29
457	14044	GANDHINAGAR	GUJARAT	PUNE	100.00	100.00	100.00	100.00	100.00	100.00	100.00	100.00	100.00	100.00	0.00	0.00
458	14030	GIR SOMNATH	GUJARAT	PUNE	100.00	100.00	96.30	98.70	100.00	100.00	94.64	100.00	92.68	100.00	1.30	7.32
459	14033	JAMNAGAR	GUJARAT	PUNE	100.00	100.00	97.37	97.44	100.00	100.00	100.00	100.00	95.65	100.00	2.56	4.35
460	14035	KHEDA	GUJARAT	PUNE	100.00	100.00	97.62	97.53	98.68	100.00	95.56	100.00	93.98	94.87	1.15	0.89
461	14031	KUTCH	GUJARAT	PUNE	100.00	100.00	87.50	100.00	100.00	100.00	98.15	97.73	90.91	100.00	0.00	9.09
462	14046	MEHSANA	GUJARAT	PUNE	100.00	100.00	98.63	100.00	100.00	100.00	94.59	97.87	100.00	100.00	0.00	0.00
463	14047	PANCHMAHAL	GUJARAT	PUNE	100.00	100.00	100.00	100.00	94.94	93.88	97.62	95.24	96.23	98.31	-5.06	2.08
464	14037	PATAN	GUJARAT	PUNE	100.00	100.00	100.00	98.77	98.73	100.00	100.00	100.00	100.00	100.00	-0.04	0.00
465	14034	PORBANDAR	GUJARAT	PUNE	100.00	100.00	90.41	87.84	97.44	92.50	94.12	93.10	77.36	97.78	9.60	20.42
466	14038	RAJKOT	GUJARAT	PUNE	100.00	100.00	94.94	98.67	97.40	100.00	100.00	100.00	100.00	100.00	-1.27	0.00
467	14040	SURENDRANAGAR	GUJARAT	PUNE	100.00	100.00	96.25	97.47	100.00	94.44	97.14	89.47	85.92	96.88	2.53	10.96
468	14039	TAPI	GUJARAT	PUNE	100.00	100.00	91.25	97.44	100.00	100.00	100.00	100.00	100.00	100.00	2.56	0.00
469	14043	VADODARA	GUJARAT	PUNE	100.00	98.63	98.75	98.75	98.70	100.00	95.00	100.00	100.00	100.00	-0.05	0.00
470	14052	NARMADA	GUJRAT	PUNE	100.00	100.00	86.67	73.33	100.00	0.00	0.00	0.00	0.00	0.00	26.67	0.00
471	14051	NAVSARI	GUJRAT	PUNE	100.00	100.00	100.00	100.00	94.59	0.00	0.00	0.00	97.14	100.00	-5.41	2.86
472	34070	AHMEDNAGAR	MAHARASHTRA	PUNE	100.00	100.00	100.00	100.00	100.00	100.00	100.00	100.00	100.00	100.00	0.00	0.00
473	34094	AKOLA	MAHARASHTRA	PUNE	100.00	100.00	98.70	100.00	100.00	97.87	86.96	100.00	98.28	96.83	0.00	-1.45
474	34042	AMRAVATI	MAHARASHTRA	PUNE	100.00	100.00	98.61	100.00	100.00	91.94	100.00	100.00	100.00	100.00	0.00	0.00
475	69033	AURANGABAD	MAHARASHTRA	PUNE	100.00	100.00	100.00	100.00	97.33	100.00	100.00	96.92	98.48	100.00	-2.67	1.52
476	34067	BEED	MAHARASHTRA	PUNE	100.00	100.00	100.00	100.00	100.00	100.00	100.00	100.00	100.00	100.00	0.00	0.00
477	34059	BULDANA	MAHARASHTRA	PUNE	100.00	100.00	100.00	100.00	100.00	96.72	100.00	100.00	100.00	96.77	0.00	-3.23
478	34068	CHANDRAPUR	MAHARASHTRA	PUNE	100.00	100.00	100.00	100.00	100.00	100.00	100.00	100.00	100.00	97.62	0.00	-2.38
479	34106	DHULE	MAHARASHTRA	PUNE	0.00	0.00	0.00	0.00	97.30	0.00	0.00	0.00	0.00	0.00	97.30	0.00
480	34106	DHULE	MAHARASHTRA	PUNE	100.00	0.00	0.00	100.00	97.30	0.00	0.00	0.00	0.00	0.00	-2.70	0.00
481	34046	GADCHIROLI	MAHARASHTRA	PUNE	100.00	100.00	93.15	93.42	98.73	100.00	94.12	97.67	97.44	100.00	5.31	2.56
482	34057	GONDIA	MAHARASHTRA	PUNE	100.00	100.00	100.00	100.00	100.00	100.00	100.00	100.00	100.00	100.00	0.00	0.00
483	34071	HINGOLI	MAHARASHTRA	PUNE	100.00	100.00	100.00	100.00	100.00	97.67	100.00	100.00	100.00	90.00	0.00	-10.00
484	34063	JALGAON	MAHARASHTRA	PUNE	100.00	100.00	97.26	98.65	100.00	97.73	94.12	100.00	97.87	100.00	1.35	2.13
485	34065	JALNA	MAHARASHTRA	PUNE	100.00	100.00	94.74	100.00	100.00	90.00	96.97	100.00	100.00	98.46	0.00	-1.54
486	34082	KOLHAPUR	MAHARASHTRA	PUNE	100.00	100.00	100.00	100.00	100.00	100.00	100.00	100.00	94.74	100.00	0.00	5.26
487	34045	LATUR	MAHARASHTRA	PUNE	100.00	100.00	100.00	100.00	100.00	100.00	100.00	95.56	100.00	100.00	0.00	0.00
488	34056	NAGPUR	MAHARASHTRA	PUNE	100.00	100.00	100.00	96.05	98.70	97.56	100.00	100.00	100.00	100.00	2.65	0.00
489	34047	NANDED	MAHARASHTRA	PUNE	100.00	100.00	100.00	100.00	98.77	97.14	100.00	100.00	100.00	100.00	-1.23	0.00
490	34069	NANDURBAR I	MAHARASHTRA	PUNE	100.00	100.00	83.82	95.52	100.00	100.00	100.00	97.50	100.00	100.00	4.48	0.00
491	34058	NASIK	MAHARASHTRA	PUNE	100.00	100.00	100.00	100.00	100.00	100.00	100.00	100.00	100.00	100.00	0.00	0.00
492	34055	OSMANABAD	MAHARASHTRA	PUNE	100.00	100.00	98.61	98.78	100.00	100.00	100.00	100.00	100.00	97.30	1.22	-2.70
493	34054	PALGHAR	MAHARASHTRA	PUNE	100.00	100.00	100.00	100.00	98.75	100.00	100.00	100.00	100.00	100.00	-1.25	0.00
494	34101	PARBHANI	MAHARASHTRA	PUNE	100.00	100.00	97.50	97.53	100.00	100.00	96.88	100.00	90.00	97.83	2.47	7.83
495	34092	PUNE	MAHARASHTRA	PUNE	100.00	100.00	100.00	100.00	98.77	100.00	98.17	100.00	100.00	100.00	-1.23	0.00
496	34083	RAIGAD	MAHARASHTRA	PUNE	100.00	100.00	98.73	100.00	100.00	100.00	100.00	100.00	100.00	100.00	0.00	0.00
497	34079	RATNAGIRI	MAHARASHTRA	PUNE	100.00	100.00	100.00	100.00	100.00	100.00	100.00	100.00	97.14	100.00	0.00	2.86
498	34073	SANGLI	MAHARASHTRA	PUNE	100.00	100.00	100.00	100.00	98.77	100.00	97.22	100.00	100.00	100.00	-1.23	0.00
499	34085	SATARA	MAHARASHTRA	PUNE	100.00	100.00	97.53	100.00	100.00	97.33	97.01	100.00	100.00	98.31	0.00	-1.69
500	34080	SINDHUDURG	MAHARASHTRA	PUNE	100.00	100.00	100.00	98.51	100.00	100.00	100.00	100.00	100.00	100.00	1.49	0.00
501	34086	SOLAPUR	MAHARASHTRA	PUNE	100.00	100.00	100.00	100.00	100.00	100.00	100.00	100.00	100.00	100.00	0.00	0.00
502	34062	WARDHA	MAHARASHTRA	PUNE	100.00	100.00	100.00	100.00	100.00	100.00	100.00	100.00	100.00	100.00	0.00	0.00
503	34087	WASHIM	MAHARASHTRA	PUNE	98.80	100.00	100.00	100.00	100.00	100.00	100.00	100.00	100.00	100.00	0.00	0.00
504	34064	YAVATMAL	MAHARASHTRA	PUNE	100.00	100.00	100.00	100.00	97.44	100.00	100.00	100.00	100.00	100.00	-2.56	0.00
505	34902	DAMAN	UT	PUNE	100.00	100.00	95.00	94.12	92.11	95.45	85.37	97.22	100.00	100.00	-2.01	0.00
506	34901	DIU	UT	PUNE	95.92	100.00	100.00	91.84	81.82	87.80	100.00	96.55	100.00	81.08	-10.02	-18.92
507	34951	SILVASSA	UT	PUNE	100.00	100.00	75.81	98.33	87.01	100.00	94.67	100.00	100.00	100.00	-11.32	0.00
508	39203	ANJAW	ARUNACHAL PRADE	SHILLONG	100.00	97.44	71.43	100.00	100.00	0.00	0.00	0.00	0.00	0.00	0.00	0.00

SL	SCH. CODE	JNV	STATE	REGION	CLASS - X QUALIFIED PASS %					CLASS - XII QUALIFIED PASS %					IMPROVEMENT UP/DOWN, COMPARISON WITH 2018	
					2016	2017	2018	2019	2020	2016	2017	2018	2019	2020	X	XII
509	39196	CHANGLANG	ARUNACHAL PRADE	SHILLONG	84.21	100.00	87.80	100.00	100.00	76.47	94.37	97.33	94.81	100.00	0.00	5.19
510	39191	EAST KAMENG	ARUNACHAL PRADE	SHILLONG	100.00	100.00	89.74	97.37	97.37	100.00	100.00	97.37	94.12	100.00	0.00	5.88
511	39200	EAST SIANG	ARUNACHAL PRADE	SHILLONG	100.00	100.00	100.00	100.00	100.00	0.00	0.00	0.00	0.00	0.00	0.00	0.00
512	39202	KURUNG KUMEY	ARUNACHAL PRADE	SHILLONG	97.14	100.00	78.95	71.43	86.96	0.00	0.00	0.00	0.00	0.00	15.53	0.00
513	39192	LOHIT	ARUNACHAL PRADE	SHILLONG	74.29	100.00	97.37	97.33	100.00	90.41	77.78	98.31	87.10	100.00	2.67	12.90
514	39190	LOWER DIBANG VALLEY	ARUNACHAL PRADE	SHILLONG	78.26	68.83	90.70	100.00	100.00	92.73	83.78	96.36	98.68	100.00	0.00	1.32
515	39195	LOWER SUBANSIRI	ARUNACHAL PRADE	SHILLONG	92.11	100.00	100.00	100.00	100.00	100.00	100.00	100.00	100.00	100.00	0.00	0.00
516	39197	PAPUMPARE	ARUNACHAL PRADE	SHILLONG	100.00	100.00	100.00	97.44	100.00	0.00	0.00	0.00	62.50	100.00	2.56	37.50
517	39194	TAWANG	ARUNACHAL PRADE	SHILLONG	100.00	100.00	63.89	89.47	97.44	74.42	55.38	36.36	40.00	100.00	7.97	60.00
518	39193	TIRAP	ARUNACHAL PRADE	SHILLONG	100.00	100.00	71.79	95.12	98.75	0.00	88.89	100.00	84.21	93.33	3.63	9.12
519	39204	UPPER DIBANG VALLEY	ARUNACHAL PRADE	SHILLONG	100.00	93.33	40.74	96.88	100.00	64.29	76.19	100.00	100.00	100.00	3.12	0.00
520	39199	UPPER SIANG	ARUNACHAL PRADE	SHILLONG	100.00	100.00	85.29	96.30	97.30	0.00	0.00	0.00	0.00	0.00	1.00	0.00
521	39189	UPPER SUBANSIRI	ARUNACHAL PRADE	SHILLONG	100.00	100.00	100.00	100.00	100.00	0.00	0.00	0.00	0.00	100.00	0.00	100.00
522	39201	WEST KAMENG	ARUNACHAL PRADE	SHILLONG	100.00	100.00	91.89	100.00	100.00	0.00	0.00	0.00	0.00	0.00	0.00	0.00
523	39198	WEST SIANG	ARUNACHAL PRADE	SHILLONG	86.84	100.00	94.59	100.00	100.00	95.24	96.15	93.55	100.00	100.00	0.00	0.00
524	39260	BAITHALANGSO	ASSAM	SHILLONG	100.00	100.00	94.44	100.00	100.00	0.00	0.00	0.00	0.00	100.00	0.00	100.00
525	39258	BAKSA	ASSAM	SHILLONG	100.00	100.00	100.00	100.00	100.00	0.00	0.00	0.00	0.00	100.00	0.00	100.00
526	39247	BARPETA	ASSAM	SHILLONG	98.63	100.00	96.15	96.05	98.70	100.00	100.00	100.00	98.53	95.16	2.65	-3.37
527	39254	BONGAIGAON	ASSAM	SHILLONG	100.00	100.00	100.00	100.00	100.00	100.00	100.00	100.00	93.62	88.00	0.00	-5.62
528	39239	CACHAR	ASSAM	SHILLONG	100.00	100.00	97.47	100.00	100.00	98.39	97.26	91.18	96.30	100.00	0.00	3.70
529	39252	CHIRANG	ASSAM	SHILLONG	100.00	100.00	97.50	100.00	97.50	96.77	90.91	94.74	100.00	100.00	-2.50	0.00
530	39243	DARRANG	ASSAM	SHILLONG	100.00	100.00	98.65	100.00	100.00	95.71	74.63	98.51	97.33	97.14	0.00	-0.19
531	39253	DHEMAJI	ASSAM	SHILLONG	100.00	100.00	90.28	92.59	97.53	100.00	95.65	84.31	92.31	100.00	4.94	7.69
532	39259	DHUBRI	ASSAM	SHILLONG	100.00	100.00	89.47	97.06	100.00	0.00	0.00	100.00	100.00	100.00	2.94	0.00
533	39245	DIBRUGARH	ASSAM	SHILLONG	73.08	100.00	92.65	100.00	98.63	90.63	75.47	97.37	92.73	97.67	-1.37	4.94
534	39250	GOALPARA	ASSAM	SHILLONG	100.00	100.00	88.41	97.14	91.67	94.44	100.00	100.00	85.71	96.55	-5.47	10.84
535	39244	GOLAGHAT	ASSAM	SHILLONG	100.00	98.55	92.42	100.00	100.00	93.65	84.21	88.24	97.22	100.00	0.00	2.78
536	39251	HAILAKANDI	ASSAM	SHILLONG	100.00	100.00	100.00	100.00	100.00	100.00	95.65	97.01	98.68	100.00	0.00	1.32
537	39240	JORHAT	ASSAM	SHILLONG	100.00	100.00	95.95	96.00	100.00	98.18	93.75	95.59	100.00	98.36	4.00	-1.64
538	39235	KAMRUP	ASSAM	SHILLONG	96.49	97.33	90.14	97.10	100.00	98.21	100.00	97.01	87.14	94.44	2.90	7.30
539	39242	KARBI ANGLONG-I	ASSAM	SHILLONG	100.00	100.00	94.29	97.22	96.15	83.05	76.67	95.24	83.56	92.42	-1.07	8.86
540	39234	KARIMGANJ	ASSAM	SHILLONG	100.00	98.72	93.67	96.10	100.00	98.51	82.54	97.22	94.74	100.00	3.90	5.26
541	39241	KOKRAJHAR	ASSAM	SHILLONG	100.00	100.00	79.49	92.11	98.75	100.00	98.04	100.00	95.08	100.00	6.64	4.92
542	39249	LAKHIMPUR	ASSAM	SHILLONG	100.00	100.00	96.88	100.00	93.15	98.08	86.79	86.05	88.37	100.00	-6.85	11.63
543	39248	MORIGAON	ASSAM	SHILLONG	98.53	100.00	86.36	98.41	100.00	96.77	93.75	94.23	100.00	100.00	1.59	0.00
544	39256	N.C. HILLS	ASSAM	SHILLONG	0.00	0.00	0.00	0.00	100.00	0.00	0.00	0.00	0.00	0.00	100.00	0.00
545	39255	NAGAON	ASSAM	SHILLONG	100.00	100.00	97.37	100.00	100.00	100.00	88.89	90.48	100.00	100.00	0.00	0.00
546	39236	NALBARI	ASSAM	SHILLONG	100.00	100.00	100.00	100.00	100.00	100.00	100.00	100.00	100.00	100.00	0.00	0.00
547	39237	SIBSAGAR	ASSAM	SHILLONG	98.51	100.00	97.47	94.44	100.00	96.15	100.00	98.67	100.00	100.00	5.56	0.00
548	39238	SONITPUR	ASSAM	SHILLONG	100.00	100.00	100.00	100.00	100.00	98.46	100.00	95.89	100.00	98.67	0.00	-1.33
549	39246	TINSUKIA	ASSAM	SHILLONG	100.00	100.00	100.00	100.00	97.56	97.96	94.34	94.52	95.59	95.08	-2.44	-0.51
550	39257	UDALGURI	ASSAM	SHILLONG	100.00	100.00	100.00	97.50	97.22	0.00	0.00	100.00	100.00	100.00	-0.28	0.00
552	39336	BISHNUPUR	MANIPUR	SHILLONG	100.00	100.00	100.00	100.00	100.00	98.59	96.97	100.00	100.00	100.00	0.00	0.00
553	39342	CHANDEL	MANIPUR	SHILLONG	87.67	100.00	97.18	100.00	100.00	96.83	100.00	97.44	98.65	100.00	0.00	1.35
554	39338	CHURACHANDPUR	MANIPUR	SHILLONG	100.00	100.00	100.00	98.59	98.75	96.72	98.28	100.00	89.33	100.00	0.16	10.67
555	39344	EAST IMPHAL	MANIPUR	SHILLONG	100.00	100.00	100.00	100.00	100.00	100.00	100.00	100.00	100.00	100.00	0.00	0.00
556	39341	IMPHAL WEST	MANIPUR	SHILLONG	97.40	100.00	100.00	100.00	95.12	95.31	95.08	100.00	97.14	94.37	-4.88	-2.77
557	39339	SENAPATI - I	MANIPUR	SHILLONG	92.31	100.00	93.67	94.29	100.00	96.39	98.73	100.00	90.00	100.00	5.71	10.00
558	39346	SENAPATI - II	MANIPUR	SHILLONG	0.00	0.00	100.00	100.00	100.00	0.00	0.00	0.00	0.00	0.00	0.00	0.00
559	39343	TAMENGLONG	MANIPUR	SHILLONG	100.00	100.00	90.00	100.00	100.00	100.00	100.00	84.62	100.00	100.00	0.00	0.00
560	39337	THOUBAL	MANIPUR	SHILLONG	100.00	100.00	100.00	100.00	100.00	94.44	91.07	100.00	100.00	100.00	0.00	0.00
561	39340	UKHRUL - I	MANIPUR	SHILLONG	100.00	100.00	100.00	91.78	100.00	100.00	93.55	100.00	100.00	100.00	8.22	0.00
562	39345	UKHRUL - II	MANIPUR	SHILLONG	0.00	0.00	92.31	100.00	100.00	0.00	0.00	0.00	0.00	0.00	0.00	0.00
563	39319	EAST GARO HILLS	MEGHALAYA	SHILLONG	100.00	100.00	45.61	70.00	100.00	89.86	90.48	97.30	95.31	100.00	30.00	4.69
564	39325	EAST KHASI HILLS - I	MEGHALAYA	SHILLONG	100.00	100.00	90.00	100.00	100.00	0.00	0.00	0.00	93.88	88.89	0.00	-4.99
565	39326	EAST KHASI HILLS - II	MEGHALAYA	SHILLONG	100.00	100.00	94.59	97.22	100.00	0.00	0.00	0.00	0.00	0.00	2.78	0.00
566	39321	RIBHOI	MEGHALAYA	SHILLONG	100.00	100.00	96.10	100.00	100.00	90.24	90.48	100.00	97.14	100.00	0.00	2.86
567	39320	SOUTH GARO HILLS	MEGHALAYA	SHILLONG	100.00	93.75	65.31	60.61	91.18	89.66	52.63	51.16	54.55	78.57	30.57	24.02
568	39324	WEST GARO HILLS	MEGHALAYA	SHILLONG	100.00	100.00	84.21	98.67	91.14	100.00	96.55	100.00	94.74	77.14	-7.53	-17.60
569	39322	WEST JAINTIA HILLS	MEGHALAYA	SHILLONG	98.73	98.72	65.85	98.72	85.90	91.11	89.33	90.36	92.59	100.00	-12.82	7.41
570	39323	WEST KHASI HILLS	MEGHALAYA	SHILLONG	100.00	100.00	79.55	82.89	100.00	79.22	51.25	80.52	83.33	100.00	17.11	16.67
571	39357	CHAMPHAI	MIZORAM	SHILLONG	100.00	100.00	100.00	100.00	88.24	0.00	0.00	0.00	0.00	86.67	-11.76	86.67
572	39358	KOLASIB	MIZORAM	SHILLONG	100.00	100.00	88.00	100.00	100.00	92.31	100.00	82.54	87.76	100.00	0.00	12.24
573	39361	LAWNGTLAI	MIZORAM	SHILLONG	100.00	100.00	94.74	97.33	100.00	0.00	0.00	100.00	100.00	100.00	2.67	0.00
574	39360	LUNGLEI	MIZORAM	SHILLONG	96.23	100.00	100.00	100.00	100.00	0.00	0.00	0.00	0.00	0.00	0.00	0.00
575	39359	MAMIT	MIZORAM	SHILLONG	100.00	100.00	100.00	89.66	100.00	0.00	0.00	0.00	0.00	0.00	10.34	0.00
576	39355	SERCHIP	MIZORAM	SHILLONG	98.55	96.15	100.00	47.06	100.00	98.41	98.59	100.00	54.35	100.00	52.94	45.65
577	39375	DIMAPUR	NAGALAND	SHILLONG	100.00	95.65	48.28	45.45	61.70	0.00	0.00	92.11	67.74	92.11	16.25	24.37
578	39370	KOHIMA	NAGALAND	SHILLONG	100.00	100.00	100.00	100.00	97.06	98.41	95.00	100.00	90.00	100.00	-2.94	10.00
579	39379	LONGLENG	NAGALAND	SHILLONG	100.00	100.00	100.00	100.00	33.33	47.62	94.29	73.08	0.00	0.00	-66.67	0.00
580	39373	MOKOKCHUNG	NAGALAND	SHILLONG	100.00	100.00	90.91	100.00	100.00	0.00	0.00	0.00	0.00	0.00	0.00	0.00
581	39374	MON	NAGALAND	SHILLONG	73.97	100.00	95.12	97.50	95.59	97.83	93.44	95.59	86.27	94.29	-1.91	8.02
582	39376	PEREN	NAGALAND	SHILLONG	100.00	100.00	93.55	94.59	100.00	100.00	100.00	92.86	82.05	100.00	5.41	17.95
583	39372	PHEK	NAGALAND	SHILLONG	100.00	100.00	83.33	46.15	100.00	12.20	57.58	100.00	64.00	100.00	53.85	36.00
584	39369	TUENSANG	NAGALAND	SHILLONG	100.00	100.00	96.55	100.00	96.15	0.00	0.00	0.00	0.00	0.00	-3.85	0.00
585	39371	WOKHA	NAGALAND	SHILLONG	100.00	100.00	100.00	66.67	93.55	0.00	0.00	0.00	0.00	0.00	26.88	0.00
586	39377	ZUNHEBOTO	NAGALAND	SHILLONG	100.00	100.00	93.10	71.43	94.44	0.00	0.00	0.00	25.00	100.00	23.01	75.00
587	39583	EAST SIKKIM	SIKKIM	SHILLONG	100.00	100.00	94.59	97.37	100.00	0.00	0.00	0.00	45.45	100.00	2.63	54.55
588	39581	NORTH SIKKIM	SIKKIM	SHILLONG	97.92	100.00	81.82	84.81	100.00	91.18	93.44	88.75	96.10	100.00	15.19	3.90
589	39582	SOUTH SIKKIM	SIKKIM	SHILLONG	100.00	100.00	90.79	77.92	100.00	98.15	90.91	97.87	56.41	100.00	22.08	43.59
590	39580	WEST SIKKIM	SIKKIM	SHILLONG	100.00	100.00	78.38	95.31	100.00	95.24	84.38	93.24	100.00	100.00	4.69	0.00
591	39588	DHALAI	TRIPURA	SHILLONG	100.00	100.00	100.00	100.00	100.00	100.00	100.00	100.00	100.00	92.75	0.00	-7.25
592	39587	GOMATI	TRIPURA	SHILLONG	100.00	100.00	97.47	93.75	97.53	87.32	100.00	84.85	91.30	86.49	3.78	-4.81
593	39589	NORTH TRIPURA	TRIPURA	SHILLONG	97.37	100.00	100.00	97.37	100.00	65.38	95.24	100.00	100.00	100.00	2.63	0.00
594	39586	WEST TRIPURA	TRIPURA	SHILLONG	100.00	100.00	92.41	94.87	98.75	84.48	91.67	95.52	91.78	98.31	3.88	6.53
446	56046	HOWRAH	WEST BENGAL	PATNA	90.63	100.00	100.00	100.00	NILL	0.00	0.00	0.00	0.00	NILL	NA	NA
551	30064	SONTILA	ASSAM	SHILLONG	100.00	0.00	0.00	100.00	NILL	0.00	0.00	0.00	0.00	NILL	NA	NA

14 LIST OF JNVs ACHIEVING 100% RESULTS

CBSE BOARD EXAM. 2020

[IN ORDER OF REGION, STATE & DISTRICT]

(A) Class X and XII (225 JNVs)

S.No.	Name of JNV	S.No.	Name of JNV	S.No.	Name of JNV
1	GIR SOMNATH	41	BALASORE	81	HAILAKANDI
2	KUTCH	42	SONEPUR	82	BAKSA
3	JAMNAGAR	43	DEOGARH	83	EAST GARO HILL
4	TAPI	44	PURI	84	WEST KHASI HIL
5	GANDHINAGAR	45	UTTAR 24 PARGA	85	BISHNUPUR
6	MEHSANA	46	HOOGHLY	86	THOUBAL
7	DANG	47	MURSHIDABAD	87	SENAPATI - I
8	AJMER	48	BANKURA	88	UKHRUL - I
9	ALWAR	49	PURULIA	89	CHANDEL
10	CHITTORGARH	50	W. MEDINAPUR	90	TAMENGLONG
11	JHALAWAR	51	DAKSHIN DINAJP	91	IMPHAL EAST
12	JAISALMER	52	FEROZPUR	92	SERCHIP
13	JAIPUR	53	BARNALA	93	KOLASIB
14	JHUNJHUNU	54	SHOPIAN	94	LAWNGTLAI
15	JODHPUR	55	KUPWARA	95	PHEK
16	KOTA	56	ANANTNAG	96	PEREN
17	DHOLPUR	57	AMRAVATI	97	WEST SIKKIM
18	PALI	58	LATUR	98	NORTH SIKKIM
19	RAJSAMAND	59	GONDIA	99	SOUTH SIKKIM
20	SRI GANGANAGAR	60	WARDHA	100	EAST SIKKIM
21	UDAIPUR	61	NANDURBAR I	101	NORTH TRIPURA
22	RAIGARH	62	AHMEDNAGAR	102	JHAJJAR
23	KORBA	63	KOLHAPUR	103	KAITHAL
24	JANJGIR CHAMPA	64	RAIGAD	104	KURUKSHETRA
25	RAJNANDGAON	65	SOLAPUR	105	REWARI
26	MAHASAMUND	66	WASHIM	106	PANCHKULA
27	KOREA	67	CANACONA	107	AMBALA
28	JASHPUR	68	UPPER SUBANSIR	108	ROHTAK
29	KANKER	69	LOWER DIBANG V	109	MANDI
30	DHAMTARI	70	LOHIT	110	KINNAUR
31	JHARSUGUDA	71	LOWER SUBANSIR	111	SHIMLA
32	KHURDA	72	CHANGLANG	112	HAMIRPUR
33	BARGARH	73	PAPUMPARE	113	KANGRA
34	BHADRAK	74	WEST SIANG	114	BILASPUR
35	GAJAPATI	75	DIBANG VALLEY	115	SOLAN
36	NABARANGPUR	76	KARIMGANJ	116	KULLU
37	NAYAGARH	77	NALBARI	117	MANDYA
38	MALKANGIRI - I	78	SIBSAGAR	118	CHIKKABALLAPUR
39	JAGATSINGHPUR	79	CACHAR	119	YADAGERE
40	SUNDARGARH	80	MORIGAON	120	CHIKMAGLORE

S.No.	Name of JNV	S.No.	Name of JNV	S.No.	Name of JNV
121	DHARWAD	161	UMARIA	201	MIRZAPUR
122	HASSAN	162	UJJAIN - II	202	SANT KABIR NAG
123	BELGAUM	163	MAHE	203	SONEBHADRA
124	BELLARY	164	KARAIKAL	204	VARANASI
125	CHAMARAJNAGAR	165	MIDDLE ANDAMAN	205	IDUKKI
126	CHITRADURGA	166	VISHAKAPATNAM	206	ERNAKULAM
127	N.CANARA	167	WEST GODAVARY	207	PATANAMTHITTA
128	BIJAPUR	168	ANANTAPUR	208	CALICUT
129	UDIPPI	169	KURNOOL	209	KASARGOD
130	BANGLORE URBAN	170	EAST GODAVARI	210	KOTTAYAM
131	RAICHUR	171	VIZIANAGARAM	211	TRICHUR
132	HAVERI	172	KADAPA	212	PALAKKAD
133	DAVANGERE	173	SRIKAKULAM	213	MALLAPURAM
134	BHAGALKOT	174	NELLORE	214	CANNANORE
135	MYSORE	175	KRISHNA	215	ALLEPPY
136	KALABURGI-II	176	E.GODAVARI-II	216	KOLLAM
137	BALAGHAT	177	PRAKASHAM-II	217	TRIVENDRAM
138	BETUL	178	NALGONDA	218	MINYCOY
139	BHIND	179	ADILABAD	219	TEHRI GARHWAL
140	BHOPAL	180	WARANGAL	220	RUDRAPRAYAG
141	CHHATARPUR	181	MAHABOOB NAGAR	221	SAMBHAL
142	CHHINDWARA	182	BAGPAT	222	CHAMPAWAT
143	DAMOH	183	GHAZIABAD	223	MORADABAD
144	DATIA	184	SAMASTIPUR	224	DEHRADUN
145	DEWAS	185	PATNA	225	MUNGESHPUR
146	DHAR	186	NALANDA		
147	HOSHANGABAD	187	PURNEA		
148	NARSINGHPUR	188	BUXAR		
149	RATLAM - I	189	E. CHAMPARAN		
150	REWA	190	KISHANGANJ		
151	SAGAR	191	SERAIKELA		
152	SEONI	192	SULTANPUR		
153	SHIVPURI	193	BARABANKI		
154	SHEOPUR	194	ETAWAH		
155	KATNI	195	FATEHPUR		
156	HARDA	196	GONDA		
157	MANDSAUR	197	KANPUR DEHAT		
158	DINDORI	198	KUSHINAGAR		
159	BARWANI	199	MAHOBA		
160	SHAHDOL	200	MAU		

(B) Class X (357 JNVs)

S.No..	Name of JNV	S.No.	Name of JNV	S.No.	Name of JNV
1	GIR SOMNATH	41	KANKER	81	PATIALA
2	KUTCH	42	DHAMTARI	82	TARANTARAN
3	JAMNAGAR	43	RAIPUR	83	ROPAR
4	TAPI	44	SUKMA - II	84	PATHANKOT
5	SURENDRANAGAR	45	JHARSUGUDA	85	FEROZPUR
6	GANDHINAGAR	46	KHURDA	86	BHATINDA
7	MEHSANA	47	BARGARH	87	JALLANDHAR
8	DANG	48	CUTTACK	88	MOGA
9	NARMADA	49	BHADRAK	89	LUDHIANA
10	AJMER	50	GAJAPATI	90	FARIDKOT
11	ALWAR	51	NABARANGPUR	91	BARNALA
12	BARAN	52	NAYAGARH	92	AMRITSAR-II
13	BHILWARA	53	MALKANGIRI - I	93	CHANDIGARH
14	BIKANER	54	JAJPUR	94	SHOPIAN
15	CHITTORGARH	55	JAGATSINGHPUR	95	LEH
16	DAUSA	56	SUNDARGARH	96	KUPWARA
17	JHALAWAR	57	BALASORE	97	RAJOURI
18	JAISALMER	58	BOLANGIR	98	SAMBA
19	JAIPUR	59	SAMBALPUR	99	ANANTNAG
20	JHUNJHUNU	60	KEONJHAR	100	GANDERBAL
21	JODHPUR	61	DHENKANAL	101	DODA
22	KOTA	62	SONEPUR	102	BADGAM
23	DHOLPUR	63	RAYAGADA	103	KULGAM
24	PALI	64	DEOGARH	104	AMRAVATI
25	RAJSAMAND	65	MALKANGIRI - I	105	LATUR
26	SRI GANGANAGAR	66	PURI	106	OSMANABAD
27	BHARATPUR	67	UTTAR 24 PARGA	107	GONDIA
28	UDAIPUR	68	BURDWAN	108	NASIK
29	HANUMANGARH	69	HOOGHLY	109	BULDANA
30	KARAULI	70	MURSHIDABAD	110	WARDHA
31	BANSWARA-II	71	BANKURA	111	JALGAON
32	RAIGARH	72	E. MEDINIPUR	112	JALNA
33	KORBA	73	PURULIA	113	BEED
34	JANJGIR CHAMPA	74	W. MEDINAPUR	114	CHANDRAPUR
35	DURG	75	S. 24 PARAGANA	115	NANDURBAR I
36	RAJNANDGAON	76	DAKSHIN DINAJP	116	AHMEDNAGAR
37	BILASPUR	77	S.24 PARAGANAS	117	HINGOLI
38	MAHASAMUND	78	JAMMU- I	118	AURANGABAD
39	KOREA	79	REASI	119	RATNAGIRI
40	JASHPUR	80	SANGRUR	120	SINDHUDURG

S.No.	Name of JNV	S.No.	Name of JNV	S.No.	Name of JNV
121	KOLHAPUR	161	EAST KHASI HIL	201	MANDYA
122	RAIGAD	162	BISHNUPUR	202	CHIKKABALLAPUR
123	SATARA	163	THOUBAL	203	YADAGERE
124	SOLAPUR	164	SENAPATI - I	204	KOPPAL
125	WASHIM	165	UKHRUL - I	205	CHIKMAGLORE
126	AKOLA	166	CHANDEL	206	DHARWAD
127	PARBHANI	167	TAMENGLONG	207	HASSAN
128	CANACONA	168	IMPHAL EAST	208	BELGAUM
129	UPPER SUBANSIR	169	UKHRUL - II	209	BELLARY
130	LOWER DIBANG V	170	SENAPATI - II	210	CHAMARAJNAGAR
131	LOHIT	171	SERCHIP	211	CHITRADURGA
132	LOWER SUBANSIR	172	KOLASIB	212	N.CANARA
133	CHANGLANG	173	MAMIT	213	BIJAPUR
134	PAPUMPARE	174	LUNGLEI	214	UDIPPI
135	WEST SIANG	175	LAWNGTLAI	215	BANGLORE URBAN
136	EAST SIANG	176	PHEK	216	RAICHUR
137	WEST KAMENG	177	MOKOKCHUNG	217	HAVERI
138	ANJAW	178	PEREN	218	DAVANGERE
139	DIBANG VALLEY	179	WEST SIKKIM	219	BHAGALKOT
140	KARIMGANJ	180	NORTH SIKKIM	220	MYSORE
141	KAMRUP	181	SOUTH SIKKIM	221	KALABURGI-II
142	NALBARI	182	EAST SIKKIM	222	BALAGHAT
143	SIBSAGAR	183	DHALAI	223	BETUL
144	SONITPUR	184	NORTH TRIPURA	224	BHIND
145	CACHAR	185	JHAJJAR	225	BHOPAL
146	JORHAT	186	KAITHAL	226	CHHATARPUR
147	DARRANG	187	KURUKSHETRA	227	CHHINDWARA
148	GOLAGHAT	188	REWARI	228	DAMOH
149	MORIGAON	189	PANCHKULA	229	DATIA
150	HAILAKANDI	190	AMBALA	230	DEWAS
151	BONGAIGAON	191	ROHTAK	231	DHAR
152	NAGAON	192	MANDI	232	GWALIOR
153	N.C. HILLS	193	KINNAUR	233	HOSHANGABAD
154	BAKSA	194	SHIMLA	234	NEEMUCH
155	DHUBRI	195	HAMIRPUR	235	NARSINGHPUR
156	BAITHALANGSO	196	KANGRA	236	RATLAM - I
157	EAST GARO HILL	197	BILASPUR	237	REWA
158	RIBHOI	198	SOLAN	238	SAGAR
159	WEST KHASI HIL	199	LAHUL-SPITI	239	SEHORE
160	EAST KHASI HIL	200	KULLU	240	SEONI

S.No.	Name of JNV	S.No.	Name of JNV	S.No.	Name of JNV
241	SHIVPURI	281	ALIGARH	321	MAHARAJGANJ
242	SHEOPUR	282	BAGPAT	322	MAHOBA
243	KATNI	283	GHAZIABAD	323	MAU
244	HARDA	284	SAMASTIPUR	324	MIRZAPUR
245	MANDSAUR	285	PATNA	325	PRATAPGARH
246	DINDORI	286	NALANDA	326	SANT KABIR NAG
247	BARWANI	287	MUZAFFARPUR	327	SHRAWASTI
248	SHAHDOL	288	PURNEA	328	SIDDHARTH NAGA
249	UMARIA	289	KAIMUR	329	SITAPUR-I
250	JHABUA - II	290	BUXAR	330	SONEBHADRA
251	UJJAIN - II	291	SAHARSA	331	VARANASI
252	MAHE	292	E. CHAMPARAN	332	IDUKKI
253	KARAIKAL	293	KISHANGANJ	333	ERNAKULAM
254	MIDDLE ANDAMAN	294	ARWAL	334	PATANAMTHITTA
255	CAR NICOBAR	295	GAYA - II	335	CALICUT
256	CHITOOOR	296	DUMKA	336	KASARGOD
257	GUNTUR	297	RANCHI	337	KOTTAYAM
258	VISHAKAPATNAM	298	SERAIKELA	338	TRICHUR
259	WEST GODAVARY	299	CHATRA	339	PALAKKAD
260	ANANTAPUR	300	E. SINGHBHUM	340	MALLAPURAM
261	KURNOOL	301	PALAMU - I	341	CANNANORE
262	EAST GODAVARI	302	W. SINGHBHUM	342	ALLEPPY
263	VIZIANAGARAM	303	PAKUR - II	343	KOLLAM
264	KADAPA	304	SITAPUR-II	344	TRIVENDRAM
265	SRIKAKULAM	305	SULTANPUR	345	MINYCOY
266	NELLORE	306	BAHRAICH	346	U S NAGAR
267	KRISHNA	307	BARABANKI	347	TEHRI GARHWAL
268	E.GODAVARI-II	308	BASTI	348	RUDRAPRAYAG
269	PRAKASHAM-II	309	DEORIA	349	MUZAFFARNAGAR
270	NIZAMABAD	310	ETAWAH	350	HARIDWAR
271	KHAMMAM	311	FATEHPUR	351	SAMBHAL
272	NALGONDA	312	GONDA	352	CHAMPAWAT
273	ADILABAD	313	GORAKHPUR	353	MORADABAD
274	MEDAK	314	HAMIRPUR	354	NAINITAL
275	RANGA REDDY	315	HARDOI	355	PAURI GARHWAL
276	KARIMNAGAR	316	JHANSI	356	DEHRADUN
277	WARANGAL	317	KANNAUJ	357	MUNGESHPUR
278	MAHABOOB NAGAR	318	KANPUR DEHAT		
279	MEERUT	319	KUSHINAGAR		
280	MATHURA	320	LUCKNOW		

(C) Class XII (370 JNVs)

S.No..	Name of JNV	S.No.	Name of JNV	S.No.	Name of JNV
1	GIR SOMNATH	41	KORBA	81	SANGRUR
2	KUTCH	42	JANJGIR CHAMPA	82	F/SAHIB
3	JAMNAGAR	43	KABIRDHAM	83	MUKTSAR
4	PATAN	44	RAJNANDGAON	84	TARANTARAN
5	RAJKOT	45	MAHASAMUND	85	ROPAR
6	TAPI	46	KOREA	86	PATHANKOT
7	ARVALLI	47	BASTAR	87	FEROZPUR
8	BHAVNAGAR	48	JASHPUR	88	HOSHIARPUR
9	VADODARA	49	KANKER	89	LUDHIANA
10	GANDHINAGAR	50	DHAMTARI	90	FARIDKOT
11	BANASKANTHA	51	JHARSUGUDA	91	BARNALA
12	MEHSANA	52	ANGUL	92	MOHALI
13	DANG	53	KHURDA	93	CHANDIGARH
14	AMRELI	54	BARGARH	94	SHOPIAN
15	ANAND	55	BOUDH	95	KUPWARA
16	NAVSARI	56	KENDRAPADA	96	ANANTNAG
17	AJMER	57	BHADRAK	97	KARGIL
18	ALWAR	58	GAJAPATI	98	BADGAM
19	BANSWARA-I	59	NABARANGPUR	99	POONCH
20	BARMER	60	NAYAGARH	100	JAFFARPURKALAN
21	BUNDI	61	MALKANGIRI - I	101	AMRAVATI
22	CHITTORGARH	62	JAGATSINGHPUR	102	LATUR
23	CHURU	63	KALAHANDI	103	GADCHIROLI
24	JHALAWAR	64	MAYURBHANJ	104	NANDED
25	JALORE	65	SUNDARGARH	105	THANE
26	JAISALMER	66	BALASORE	106	NAGPUR
27	JAIPUR	67	PHULBANI	107	GONDIA
28	JHUNJHUNU	68	GANJAM	108	NASIK
29	JODHPUR	69	SONEPUR	109	WARDHA
30	KOTA	70	DEOGARH	110	JALGAON
31	DHOLPUR	71	PURI	111	YAVATMAL
32	NAGAUR	72	UTTAR 24 PARGA	112	BEED
33	PALI	73	HOOGHLY	113	NANDURBAR I
34	RAJSAMAND	74	ALIPURDWAR	114	AHMEDNAGAR
35	SRI GANGANAGAR	75	MURSHIDABAD	115	SANGLI
36	SAWAI MADHOPUR	76	BANKURA	116	AURANGABAD
37	TONK	77	PURULIA	117	RATNAGIRI
38	UDAIPUR	78	W. MEDINAPUR	118	SINDHUDURG
39	DANTEWADA	79	DAKSHIN DINAJP	119	KOLHAPUR
40	RAIGARH	80	NADIA	120	RAIGAD

S.No.	Name of JNV	S.No.	Name of JNV	S.No.	Name of JNV
121	SOLAPUR	161	UKHRUL - I	201	SOLAN
122	WASHIM	162	CHANDEL	202	KULLU
123	PUNE	163	TAMENGLONG	203	MANDYA
124	CANACONA	164	IMPHAL EAST	204	SHIMOGA
125	DAMAN	165	SERCHIP	205	CHIKKABALLAPUR
126	SILI	166	KOLASIB	206	YADAGERE
127	UPPER SUBANSIR	167	LAWNGTLAI	207	CHIKMAGLORE
128	LOWER DIBANG V	168	KOHIMA	208	DHARWAD
129	EAST KAMENG	169	PHEK	209	HASSAN
130	LOHIT	170	PEREN	210	KODAGU
131	TAWANG	171	ZUNHEBOTO	211	BIDAR
132	LOWER SUBANSIR	172	WEST SIKKIM	212	BELGAUM
133	CHANGLANG	173	NORTH SIKKIM	213	BELLARY
134	PAPUMPARE	174	SOUTH SIKKIM	214	CHAMARAJNAGAR
135	WEST SIANG	175	EAST SIKKIM	215	CHITRADURGA
136	DIBANG VALLEY	176	NORTH TRIPURA	216	N.CANARA
137	KARIMGANJ	177	PANIPAT	217	BIJAPUR
138	NALBARI	178	JHAJJAR	218	UDIPPI
139	SIBSAGAR	179	HISSAR	219	BANGLORE URBAN
140	CACHAR	180	JIND	220	RAICHUR
141	KOKRAJHAR	181	SIRSA	221	GADAG
142	GOLAGHAT	182	SONEPAT	222	HAVERI
143	MORIGAON	183	KAITHAL	223	SOUTH CANARA
144	LAKHIMPUR	184	BHIWANI	224	DAVANGERE
145	HAILAKANDI	185	KURUKSHETRA	225	BHAGALKOT
146	CHIRANG	186	REWARI	226	MYSORE
147	DHEMAJI	187	PANCHKULA	227	KALABURGI-II
148	NAGAON	188	KARNAL	228	BALAGHAT
149	UDALGURI	189	AMBALA	229	BETUL
150	BAKSA	190	ROHTAK	230	BHIND
151	DHUBRI	191	FATEHABAD	231	BHOPAL
152	BAITHALANGSO	192	GURUGRAM	232	CHHATARPUR
153	EAST GARO HILL	193	MANDI	233	CHHINDWARA
154	RIBHOI	194	SIRMOUR	234	DAMOH
155	WEST JAINTIA H	195	KINNAUR	235	DATIA
156	WEST KHASI HIL	196	CHAMBA	236	DEWAS
157	BISHNUPUR	197	SHIMLA	237	DHAR
158	THOUBAL	198	HAMIRPUR	238	HOSHANGABAD
159	CHURACHANDPUR	199	KANGRA	239	INDORE
160	SENAPATI - I	200	BILASPUR	240	KHANDWA

S.No.	Name of JNV	S.No.	Name of JNV	S.No.	Name of JNV
241	KHARGONE	285	MAHABOOB NAGAR	329	CHANDAULI
242	MORENA	286	G B NAGAR	330	ETAWAH
243	NARSINGHPUR	287	AGRA	331	FATEHPUR
244	PANNA	288	MAINPURI	332	GONDA
245	RAJGARH	289	BAGPAT	333	JAUNPUR
246	RATLAM - I	290	GHAZIABAD	334	KANPUR DEHAT
247	REWA	291	W. CHAMPARAN	335	KUSHINAGAR
248	SAGAR	292	GAYA - I	336	LAKHIMPUR KHIR
249	SATNA	293	SAMASTIPUR	337	LALITPUR
250	ANUPPUR	294	BEGUSARAI	338	MAHOBA
251	SEONI	295	SHEIKHPURA	339	MAU
252	SIDHI	296	DARBHANGA	340	MIRZAPUR
253	SHIVPURI	297	BANKA	341	SANT KABIR NAG
254	UJJAIN - I	298	PATNA	342	SONEBHADRA
255	VIDISHA	299	SUPAUL	343	UNNAO
256	SHEOPUR	300	NAWADA	344	VARANASI
257	KATNI	301	NALANDA	345	IDUKKI
258	HARDA	302	KATIHAR	346	ERNAKULAM
259	MANDSAUR	303	PURNEA	347	PATANAMTHITTA
260	DINDORI	304	MADHUBANI	348	CALICUT
261	BARWANI	305	AURANGABAD	349	KASARGOD
262	SHAHDOL	306	VAISHALI	350	KOTTAYAM
263	GUNA	307	SIWAN	351	TRICHUR
264	UMARIA	308	SARAN	352	PALAKKAD
265	UJJAIN - II	309	BUXAR	353	MALLAPURAM
266	MAHE	310	ARARIA	354	CANNANORE
267	KARAIKAL	311	E. CHAMPARAN	355	ALLEPPY
268	MIDDLE ANDAMAN	312	JAMUI	356	KOLLAM
269	VISHAKAPATNAM	313	KISHANGANJ	357	TRIVENDRAM
270	WEST GODAVARY	314	ROHTAS	358	WYNAD
271	ANANTAPUR	315	LAKHISARAI	359	MINYCOY
272	KURNOOL	316	SERAIKELA	360	TEHRI GARHWAL
273	EAST GODAVARI	317	LATEHAR	361	ALMORA
274	VIZIANAGARAM	318	SAHEBGANJ	362	RUDRAPRAYAG
275	PRAKASHAM	319	BOKARO	363	UTTARKASHI
276	KADAPA	320	HAZARIBAGH	364	SAMBHAL
277	SRIKAKULAM	321	GARHWA	365	CHAMPAWAT
278	NELLORE	322	KODERMA	366	MORADABAD
279	KRISHNA	323	PAKUR - I	367	CHAMOLI
280	E.GODAVARI-II	324	ALLAHABAD	368	BAGESHWAR
281	PRAKASHAM-II	325	AMBEDKAR NAGAR	369	DEHRADUN
282	NALGONDA	326	SULTANPUR	370	MUNGESHPUR
283	ADILABAD	327	BANDA		
284	WARANGAL	328	BARABANKI		

-xxxx-

15 LIST OF JNVs ACHIEVING 100% RESULTS CONSECUTIVELY FOR FIVE YEARS

2016, 2017, 2018, 2019,2020

(A) CLASS –X & XII (49 JNVS)

S.No.	School Code	JNV	Region	S.No.	School Code	JNV	Region
1	54018	BHIND	BHOPAL	26	79011	KASARGOD	HYDERABAD
2	54057	MANDSAUR	BHOPAL	27	79018	KOLLAM	HYDERABAD
3	54063	UMARIA	BHOPAL	28	79012	KOTTAYAM	HYDERABAD
4	19083	DEOGARH	BHOPAL	29	79015	MALLAPURAM	HYDERABAD
5	19056	JHARSUGUDA	BHOPAL	30	79014	PALAKKAD	HYDERABAD
6	19086	PURI	BHOPAL	31	79009	PATANAMTHITTA	HYDERABAD
7	44807	HAMIRPUR	CHANDIGARH	32	79013	TRICHUR	HYDERABAD
8	44808	KANGRA	CHANDIGARH	33	79019	TRIVENDRAM	HYDERABAD
9	59348	PRAKASHAM-II	HYDERABAD	34	59201	MAHE	HYDERABAD
10	49044	BELGAUM	HYDERABAD	35	79901	MINYCOY	HYDERABAD
11	49045	BELLARY	HYDERABAD	36	44511	KURUKSHETRA	JAIPUR
12	49046	CHAMARAJNAGAR	HYDERABAD	37	44514	PANCHKULA	JAIPUR
13	49034	CHIKMAGLORE	HYDERABAD	38	84082	DEHRADUN	LUCKNOW
14	49070	DAVANGERE	HYDERABAD	39	69015	SAMASTIPUR	PATNA
15	49036	DHARWAD	HYDERABAD	40	34804	SOUTH GOA	PUNE
16	49037	HASSAN	HYDERABAD	41	14044	GANDHINAGAR	PUNE
17	49067	HAVERI	HYDERABAD	42	34070	AHMEDNAGAR	PUNE
18	49050	NORTH CANARA	HYDERABAD	43	34067	BEED	PUNE
19	49065	RAICHUR	HYDERABAD	44	34057	GONDIA	PUNE
20	49057	UDIPPI	HYDERABAD	45	34058	NASIK	PUNE
21	79017	ALLEPPY	HYDERABAD	46	34086	SOLAPUR	PUNE
22	79010	CALICUT	HYDERABAD	47	34062	WARDHA	PUNE
23	79016	CANNANORE	HYDERABAD	48	39236	NALBARI	SHILLONG
24	79008	ERNAKULAM	HYDERABAD	49	39344	EAST IMPHAL	SHILLONG
25	79007	IDUKKI	HYDERABAD				

(B) CLASS – XII (81 JNVs)

S.No.	School Code	JNV	Region	S.No.	School Code	JNV	Region
1	54016	BALAGHAT	BHOPAL	42	79014	PALAKKAD	HYDERABAD
2	54018	BHIND	BHOPAL	43	79009	PATANAMTHITTA	HYDERABAD
3	54019	BHOPAL	BHOPAL	44	79013	TRICHUR	HYDERABAD
4	54055	KATNI	BHOPAL	45	79019	TRIVENDRAM	HYDERABAD
5	54057	MANDSAUR	BHOPAL	46	79020	WYNAD	HYDERABAD
6	54063	UMARIA	BHOPAL	47	59201	MAHE	HYDERABAD
7	19083	DEOGARH	BHOPAL	48	79901	MINYCOY	HYDERABAD
8	19056	JHARSUGUDA	BHOPAL	49	44511	KURUKSHETRA	JAIPUR
9	19086	PURI	BHOPAL	50	44514	PANCHKULA	JAIPUR
10	24701	CHANDIGARH	CHANDIGARH	51	44501	PANIPAT	JAIPUR
11	44807	HAMIRPUR	CHANDIGARH	52	44505	SIRSA	JAIPUR
12	44808	KANGRA	CHANDIGARH	53	14083	UDAIPUR	JAIPUR
13	44806	SHIMLA	CHANDIGARH	54	64037	AGRA	LUCKNOW
14	44810	SOLAN	CHANDIGARH	55	74009	BANDA	LUCKNOW
15	24507	TARAN TARAN	CHANDIGARH	56	84065	MORADABAD	LUCKNOW
16	59348	PRAKASHAM-II	HYDERABAD	57	84075	BAGESHWAR	LUCKNOW
17	49044	BELGAUM	HYDERABAD	58	84082	DEHRADUN	LUCKNOW
18	49045	BELLARY	HYDERABAD	59	84032	TEHRI GARHWAL	LUCKNOW
19	49051	BIJAPUR	HYDERABAD	60	69015	SAMASTIPUR	PATNA
20	49046	CHAMARAJNAGAR	HYDERABAD	61	69532	BOKARO	PATNA
21	49034	CHIKMAGLORE	HYDERABAD	62	19181	PURULIA	PATNA
22	49047	CHITRADURGA	HYDERABAD	63	34804	SOUTH GOA	PUNE
23	49070	DAVANGERE	HYDERABAD	64	14044	GANDHINAGAR	PUNE
24	49036	DHARWAD	HYDERABAD	65	14037	PATAN	PUNE
25	49037	HASSAN	HYDERABAD	66	14038	RAJKOT	PUNE
26	49067	HAVERI	HYDERABAD	67	14039	TAPI	PUNE
27	49038	KODAGU	HYDERABAD	68	34070	AHMEDNAGAR	PUNE
28	49073	MYSORE	HYDERABAD	69	34067	BEED	PUNE
29	49050	NORTH CANARA	HYDERABAD	70	34057	GONDIA	PUNE
30	49065	RAICHUR	HYDERABAD	71	34058	NASIK	PUNE
31	49069	SOUTH CANARA	HYDERABAD	72	34054	PALGHAR	PUNE
32	49057	UDIPPI	HYDERABAD	73	34083	RAIGAD	PUNE
33	79017	ALLEPPY	HYDERABAD	74	34080	SINDHUDURG	PUNE
34	79010	CALICUT	HYDERABAD	75	34086	SOLAPUR	PUNE
35	79016	CANNANORE	HYDERABAD	76	34062	WARDHA	PUNE
36	79008	ERNAKULAM	HYDERABAD	77	34087	WASHIM	PUNE
37	79007	IDUKKI	HYDERABAD	78	34064	YAVATMAL	PUNE
38	79011	KASARGOD	HYDERABAD	79	39195	LOWER SUBANSIRI	SHILLONG
39	79018	KOLLAM	HYDERABAD	80	39236	NALBARI	SHILLONG
40	79012	KOTTAYAM	HYDERABAD	81	39344	EAST IMPHAL	SHILLONG
41	79015	MALLAPURAM	HYDERABAD				

(C) CLASS – X (119 JNVs)

S.No.	School Code	JNV	Region	S.No.	School Code	JNV	Region
1	19004	JANJGIR CHAMPA	BHOPAL	47	49078	KALABURGI-II	HYDERABAD
2	19013	JASHPUR	BHOPAL	48	49033	KOPPAL	HYDERABAD
3	19003	KORBA	BHOPAL	49	49050	NORTH CANARA	HYDERABAD
4	19002	RAIGARH	BHOPAL	50	49065	RAICHUR	HYDERABAD
5	19016	RAIPUR	BHOPAL	51	49057	UDIPPI	HYDERABAD
6	19007	RAJNANDGAON	BHOPAL	52	79017	ALLEPPY	HYDERABAD
7	19017	SUKMA - II	BHOPAL	53	79010	CALICUT	HYDERABAD
8	54018	BHIND	BHOPAL	54	79016	CANNANORE	HYDERABAD
9	54024	DEWAS	BHOPAL	55	79008	ERNAKULAM	HYDERABAD
10	54028	HOSHANGABAD	BHOPAL	56	79007	IDUKKI	HYDERABAD
11	54057	MANDSAUR	BHOPAL	57	79011	KASARGOD	HYDERABAD
12	54043	SAGAR	BHOPAL	58	79018	KOLLAM	HYDERABAD
13	54065	UJJAIN - II	BHOPAL	59	79012	KOTTAYAM	HYDERABAD
14	54063	UMARIA	BHOPAL	60	79015	MALLAPURAM	HYDERABAD
15	19074	BALASORE	BHOPAL	61	79014	PALAKKAD	HYDERABAD
16	19083	DEOGARH	BHOPAL	62	79009	PATANAMTHITTA	HYDERABAD
17	19068	JAJPUR	BHOPAL	63	79013	TRICHUR	HYDERABAD
18	19056	JHARSUGUDA	BHOPAL	64	79019	TRIVENDRAM	HYDERABAD
19	19058	KHURDA	BHOPAL	65	59205	KARAIKAL	HYDERABAD
20	19066	NAYAGARH	BHOPAL	66	59201	MAHE	HYDERABAD
21	19086	PURI	BHOPAL	67	79901	MINYCOY	HYDERABAD
22	19081	SONEPUR	BHOPAL	68	44516	AMBALA	JAIPUR
23	19008	BILASPUR	CHANDIGARH	69	44511	KURUKSHETRA	JAIPUR
24	44807	HAMIRPUR	CHANDIGARH	70	44514	PANCHKULA	JAIPUR
25	44808	KANGRA	CHANDIGARH	71	14054	AJMER	JAIPUR
26	44804	KINNAUR	CHANDIGARH	72	14055	ALWAR	JAIPUR
27	44802	MANDI	CHANDIGARH	73	14059	BHILWARA	JAIPUR
28	24912	DODA	CHANDIGARH	74	14060	BIKANER	JAIPUR
29	23560	JAMMU- I	CHANDIGARH	75	14073	DHOLPUR	JAIPUR
30	24905	KUPWARA	CHANDIGARH	76	14069	JAIPUR	JAIPUR
31	24510	FEROZPUR	CHANDIGARH	77	14085	KARAULI	JAIPUR
32	24512	JALLANDHAR	CHANDIGARH	78	74018	FATEHPUR	LUCKNOW
33	24509	PATHANKOT	CHANDIGARH	79	74027	KANNAUJ	LUCKNOW
34	24504	PATIALA	CHANDIGARH	80	74038	MIRZAPUR	LUCKNOW
35	24508	ROPAR	CHANDIGARH	81	74043	SHRAWASTI	LUCKNOW
36	59329	KADAPA	HYDERABAD	82	74045	SITAPUR-I	LUCKNOW
37	59348	PRAKASHAM-II	HYDERABAD	83	84059	CHAMPAWAT	LUCKNOW
38	49044	BELGAUM	HYDERABAD	84	84082	DEHRADUN	LUCKNOW
39	49045	BELLARY	HYDERABAD	85	84052	HARIDWAR	LUCKNOW
40	49071	BHAGALKOT	HYDERABAD	86	84072	NAINITAL	LUCKNOW

S.No.	School Code	JNV	Region	S.No.	School Code	JNV	Region
41	49046	CHAMARAJNAGAR	HYDERABAD	87	84077	PAURI GARHWAL	LUCKNOW
42	49034	CHIKMAGLORE	HYDERABAD	88	84040	RUDRAPRAYAG	LUCKNOW
43	49070	DAVANGERE	HYDERABAD	89	69047	SAHARSA	PATNA
44	49036	DHARWAD	HYDERABAD	90	69015	SAMASTIPUR	PATNA
45	49037	HASSAN	HYDERABAD	91	69540	PALAMU - I	PATNA
46	49067	HAVERI	HYDERABAD	92	19185	DAKSHIN DINAJPUR	PATNA
93	19180	EAST MEDINIPUR	PATNA				
94	19182	WEST MEDINAPUR	PATNA				
95	34804	SOUTH GOA	PUNE				
96	14044	GANDHINAGAR	PUNE				
97	34070	AHMEDNAGAR	PUNE				
98	34067	BEED	PUNE				
99	34059	BULDANA	PUNE				
100	34068	CHANDRAPUR	PUNE				
101	34057	GONDIA	PUNE				
102	34071	HINGOLI	PUNE				
103	34082	KOLHAPUR	PUNE				
104	34045	LATUR	PUNE				
105	34058	NASIK	PUNE				
106	34079	RATNAGIRI	PUNE				
107	34086	SOLAPUR	PUNE				
108	34062	WARDHA	PUNE				
109	39200	EAST SIANG	SHILLONG				
110	39189	UPPER SUBANSIRI	SHILLONG				
111	39258	BAKSA	SHILLONG				
112	39254	BONGAIGAON	SHILLONG				
113	39251	HAILAKANDI	SHILLONG				
114	39236	NALBARI	SHILLONG				
115	39238	SONITPUR	SHILLONG				
116	39336	BISHNUPUR	SHILLONG				
117	39344	EAST IMPHAL	SHILLONG				
118	39337	THOUBAL	SHILLONG				
119	39588	DHALAI	SHILLONG				

16 LIST OF JNVS ACHIEVING 100% FIRST DIVISION (CLASS – X & XII)

CBSE EXAM RESULTS – 2020

CLASS – X

S.NO.	JNV	STATE NAME	REGION
1	ERNAKULAM	KERALA	HYDERABAD
2	CHIKMAGLORE	KARNATAKA	HYDERABAD
3	BIJAPUR	KARNATAKA	HYDERABAD
4	IDUKKI	KERALA	HYDERABAD
5	SINDHUDURG	MAHARASHTRA	PUNE
6	DHAR	MADHYA PRADESH	BHOPAL
7	E.GODAVARI-II	ANDHRA PRADESH	HYDERABAD
8	WARANGAL	TELANGANA	HYDERABAD
9	PRATAPGARH	UTTAR PRADESH	LUCKNOW
10	CHANDIGARHH	PB	CHANDIGARH
11	AHMEDNAGAR	MAHARASHTRA	PUNE
12	VIZIANAGARAM	ANDHRA PRADESH	HYDERABAD
13	KARIMNAGAR	TELANGANA	HYDERABAD
14	PATANAMTHITTA	KERALA	HYDERABAD
15	ALLEPPY	KERALA	HYDERABAD
16	MANDI	HP	CHANDIGARH
17	CHANDRAPUR	MAHARASHTRA	PUNE
18	NIZAMABAD	TELANGANA	HYDERABAD
19	JAMNAGAR	GUJARAT	PUNE
20	KOLHAPUR	MAHARASHTRA	PUNE
21	NALBARI	ASSAM	SHILLONG
22	GANDHINAGAR	GUJARAT	PUNE
23	KHURDA	ODISHA	BHOPAL
24	BARGARH	ODISHA	BHOPAL
25	BURDWAN	W.BENGAL	PATNA
26	NAYAGARH	ODISHA	BHOPAL
27	SONEPUR	ODISHA	BHOPAL
28	UTTAR 24 PARGA	W.BENGAL	PATNA
29	SERCHIP	MIZORAM	SHILLONG

CLASS – XII

S.NO.	JNV	STATE	REGION
1	JODHPUR	RAJASTHAN	JAIPUR
2	JANJGIR CHAMPA	CHHATTISGARH	BHOPAL
3	MAHASAMUND	CHHATTISGARH	BHOPAL
4	SANGRUR	PB	CHANDIGARH
5	SERCHIP	MIZORAM	SHILLONG
6	CHAMBA	HP	CHANDIGARH
7	SATNA	MADHYA PRADESH	BHOPAL
8	VARANASI	UTTAR PRADESH	LUCKNOW
9	KOTTAYAM	KERALA	HYDERABAD
10	JAMNAGAR	GUJARAT	PUNE
11	PATAN	GUJARAT	PUNE
12	RAJKOT	GUJARAT	PUNE
13	ARVALLI	GUJARAT	PUNE
14	BHAVNAGAR	GUJARAT	PUNE
15	VADODARA	GUJARAT	PUNE
16	GANDHINAGAR	GUJARAT	PUNE
17	BANASKANTHA	GUJARAT	PUNE
18	MEHSANA	GUJARAT	PUNE
19	DANG	GUJARAT	PUNE
20	AMRELI	GUJARAT	PUNE
21	ALWAR	RAJASTHAN	JAIPUR
22	BARMER	RAJASTHAN	JAIPUR
23	BUNDI	RAJASTHAN	JAIPUR
24	CHITTORGARH	RAJASTHAN	JAIPUR
25	JAISALMER	RAJASTHAN	JAIPUR
26	JAIPUR	RAJASTHAN	JAIPUR
27	JHUNJHUNU	RAJASTHAN	JAIPUR
28	DHOLPUR	RAJASTHAN	JAIPUR
29	NAGAUR	RAJASTHAN	JAIPUR
30	PALI	RAJASTHAN	JAIPUR
31	RAJSAMAND	RAJASTHAN	JAIPUR
32	TONK	RAJASTHAN	JAIPUR
33	KORBA	CHHATTISGARH	BHOPAL
34	KABIRDHAM	CHHATTISGARH	BHOPAL
35	KOREA	CHHATTISGARH	BHOPAL
36	BASTAR	CHHATTISGARH	BHOPAL
37	KANKER	CHHATTISGARH	BHOPAL
38	DHAMTARI	CHHATTISGARH	BHOPAL
39	JHARSUGUDA	ODISHA	BHOPAL
40	ANGUL	ODISHA	BHOPAL
41	BARGARH	ODISHA	BHOPAL

S.NO.	JNV	STATE	REGION
42	KENDRAPADA	ODISHA	BHOPAL
43	BHADRAK	ODISHA	BHOPAL
44	NABARANGPUR	ODISHA	BHOPAL
45	NAYAGARH	ODISHA	BHOPAL
46	MALKANGIRI - I	ODISHA	BHOPAL
47	JAGATSINGHPUR	ODISHA	BHOPAL
48	KALAHANDI	ODISHA	BHOPAL
49	BALASORE	ODISHA	BHOPAL
50	PHULBANI	ODISHA	BHOPAL
51	GANJAM	ODISHA	BHOPAL
52	SONEPUR	ODISHA	BHOPAL
53	PURI	ODISHA	BHOPAL
54	ALIPURDWAR	W.BENGAL	PATNA
55	PURULIA	W.BENGAL	PATNA
56	W. MEDINAPUR	W.BENGAL	PATNA
57	NADIA	W.BENGAL	PATNA
58	TARAN TARAN	PB	CHANDIGARH
59	LUDHIANA	PB	CHANDIGARH
60	FARIDKOT	PB	CHANDIGARH
61	BARNALA	PB	CHANDIGARH
62	CHANDIGARHH	PB	CHANDIGARH
63	SHOPIAN	J&K	CHANDIGARH
64	KUPWARA	J&K	CHANDIGARH
65	KARGIL	J&K	CHANDIGARH
66	POONCH	J&K	CHANDIGARH
67	JAFFARPURKALAN	DELHI	JAIPUR
68	GADCHIROLI	MAHARASHTRA	PUNE
69	THANE	MAHARASHTRA	PUNE
70	NAGPUR	MAHARASHTRA	PUNE
71	GONDIA	MAHARASHTRA	PUNE
72	NASIK	MAHARASHTRA	PUNE
73	WARDHA	MAHARASHTRA	PUNE
74	YAVATMAL	MAHARASHTRA	PUNE
75	BEED	MAHARASHTRA	PUNE
76	NANDURBAR I	MAHARASHTRA	PUNE
77	SANGLI	MAHARASHTRA	PUNE
78	RATNAGIRI	MAHARASHTRA	PUNE
79	SINDHUDURG	MAHARASHTRA	PUNE
80	KOLHAPUR	MAHARASHTRA	PUNE
81	RAIGAD	MAHARASHTRA	PUNE
82	SOLAPUR	MAHARASHTRA	PUNE
83	WASHIM	MAHARASHTRA	PUNE
84	PUNE	MAHARASHTRA	PUNE

S.NO.	JNV	STATE	REGION
85	CANACONA	GOA	PUNE
86	DAMAN	UTS	PUNE
87	SILI	UTS	PUNE
88	UPPER SUBANSIR	ARUNACHAL PRAD	SHILLONG
89	LOWER DIBANG V	ARUNACHAL PRAD	SHILLONG
90	LOHIT	ARUNACHAL PRAD	SHILLONG
91	LOWER SUBANSIR	ARUNACHAL PRAD	SHILLONG
92	PAPUMPARE	ARUNACHAL PRAD	SHILLONG
93	WEST SIANG	ARUNACHAL PRAD	SHILLONG
94	DIBANG VALLEY	ARUNACHAL PRAD	SHILLONG
95	KARIMGANJ	ASSAM	SHILLONG
96	NALBARI	ASSAM	SHILLONG
97	CACHAR	ASSAM	SHILLONG
98	CHIRANG	ASSAM	SHILLONG
99	DHEMAJI	ASSAM	SHILLONG
100	NAGAON	ASSAM	SHILLONG
101	UDALGURI	ASSAM	SHILLONG
102	DHUBRI	ASSAM	SHILLONG
103	BAITHALANGSO	ASSAM	SHILLONG
104	EAST GARO HILL	MEGHALAYA	SHILLONG
105	WEST KHASI HIL	MEGHALAYA	SHILLONG
106	BISHNUPUR	MANIPUR	SHILLONG
107	CHURACHANDPUR	MANIPUR	SHILLONG
108	SENAPATI - I	MANIPUR	SHILLONG
109	UKHRUL - I	MANIPUR	SHILLONG
110	LAWNGTLAI	MIZORAM	SHILLONG
111	WEST SIKKIM	SIKKIM	SHILLONG
112	NORTH SIKKIM	SIKKIM	SHILLONG
113	SOUTH SIKKIM	SIKKIM	SHILLONG
114	EAST SIKKIM	SIKKIM	SHILLONG
115	NORTH TRIPURA	TRIPURA	SHILLONG
116	JHAJJAR	HARYANA	JAIPUR
117	KAITHAL	HARYANA	JAIPUR
118	REWARI	HARYANA	JAIPUR
119	ROHTAK	HARYANA	JAIPUR
120	GURUGRAM	HARYANA	JAIPUR
121	SIRMOUR	HP	CHANDIGARH
122	KINNAUR	HP	CHANDIGARH
123	HAMIRPUR	HP	CHANDIGARH
124	KANGRA	HP	CHANDIGARH
125	SOLAN	HP	CHANDIGARH
126	SHIMOGA	KARNATAKA	HYDERABAD
127	CHIKKABALLAPUR	KARNATAKA	HYDERABAD

S.NO.	JNV	STATE	REGION
128	YADAGERE	KARNATAKA	HYDERABAD
129	CHIKMAGLORE	KARNATAKA	HYDERABAD
130	DHARWAD	KARNATAKA	HYDERABAD
131	HASSAN	KARNATAKA	HYDERABAD
132	BELGAUM	KARNATAKA	HYDERABAD
133	BELLARY	KARNATAKA	HYDERABAD
134	CHAMARAJNAGAR	KARNATAKA	HYDERABAD
135	CHITRADURGA	KARNATAKA	HYDERABAD
136	N.CANARA	KARNATAKA	HYDERABAD
137	UDIPPI	KARNATAKA	HYDERABAD
138	BANGLORE URBAN	KARNATAKA	HYDERABAD
139	RAICHUR	KARNATAKA	HYDERABAD
140	HAVERI	KARNATAKA	HYDERABAD
141	SOUTH CANARA	KARNATAKA	HYDERABAD
142	DAVANGERE	KARNATAKA	HYDERABAD
143	BHAGALKOT	KARNATAKA	HYDERABAD
144	MYSORE	KARNATAKA	HYDERABAD
145	BHIND	MADHYA PRADESH	BHOPAL
146	BHOPAL	MADHYA PRADESH	BHOPAL
147	CHHINDWARA	MADHYA PRADESH	BHOPAL
148	DHAR	MADHYA PRADESH	BHOPAL
149	HOSHANGABAD	MADHYA PRADESH	BHOPAL
150	KHANDWA	MADHYA PRADESH	BHOPAL
151	KHARGONE	MADHYA PRADESH	BHOPAL
152	PANNA	MADHYA PRADESH	BHOPAL
153	REWA	MADHYA PRADESH	BHOPAL
154	SHEOPUR	MADHYA PRADESH	BHOPAL
155	HARDA	MADHYA PRADESH	BHOPAL
156	MANDSAUR	MADHYA PRADESH	BHOPAL
157	BARWANI	MADHYA PRADESH	BHOPAL
158	SHAHDOL	MADHYA PRADESH	BHOPAL
159	GUNA	MADHYA PRADESH	BHOPAL
160	UMARIA	MADHYA PRADESH	BHOPAL
161	UJJAIN - II	MADHYA PRADESH	BHOPAL
162	KARAIKAL	UT	HYDERABAD
163	VISHAKAPATNAM	A.P	HYDERABAD
164	WEST GODAVARY	A.P	HYDERABAD
165	ANANTAPUR	A.P	HYDERABAD
166	KURNOOL	A.P	HYDERABAD
167	EAST GODAVARI	A.P	HYDERABAD
168	VIZIANAGARAM	A.P	HYDERABAD
169	KADAPA	A.P	HYDERABAD
170	SRIKAKULAM	A.P	HYDERABAD

S.NO.	JNV	STATE	REGION
171	KRISHNA	A.P	HYDERABAD
172	E.GODAVARI-II	A.P	HYDERABAD
173	PRAKASHAM-II	A.P	HYDERABAD
174	NALGONDA	TELANGANA	HYDERABAD
175	ADILABAD	TELANGANA	HYDERABAD
176	WARANGAL	TELANGANA	HYDERABAD
177	MAHABOOB NAGAR	TELANGANA	HYDERABAD
178	AGRA	UTTAR PRADESH	LUCKNOW
179	GHAZIABAD	UTTAR PRADESH	LUCKNOW
180	SAMASTIPUR	BIHAR	PATNA
181	SUPAUL	BIHAR	PATNA
182	NALANDA	BIHAR	PATNA
183	PURNEA	BIHAR	PATNA
184	MADHUBANI	BIHAR	PATNA
185	AURANGABAD	BIHAR	PATNA
186	VAISHALI	BIHAR	PATNA
187	SIWAN	BIHAR	PATNA
188	ROHTAS	BIHAR	PATNA
189	LAKHISARAI	BIHAR	PATNA
190	BOKARO	JHARKHAND	PATNA
191	HAZARIBAGH	JHARKHAND	PATNA
192	GARHWA	JHARKHAND	PATNA
193	ALLAHABAD	UTTAR PRADESH	LUCKNOW
194	AMBEDKAR NAGAR	UTTAR PRADESH	LUCKNOW
195	SULTANPUR	UTTAR PRADESH	LUCKNOW
196	BANDA	UTTAR PRADESH	LUCKNOW
197	ETAWAH	UTTAR PRADESH	LUCKNOW
198	FATEHPUR	UTTAR PRADESH	LUCKNOW
199	GONDA	UTTAR PRADESH	LUCKNOW
200	JAUNPUR	UTTAR PRADESH	LUCKNOW
201	KANPUR DEHAT	UTTAR PRADESH	LUCKNOW
202	KUSHINAGAR	UTTAR PRADESH	LUCKNOW
203	LAKHIMPUR KHIR	UTTAR PRADESH	LUCKNOW
204	LALITPUR	UTTAR PRADESH	LUCKNOW
205	MAHOBA	UTTAR PRADESH	LUCKNOW
206	MAU	UTTAR PRADESH	LUCKNOW
207	SONEBHADRA	UTTAR PRADESH	LUCKNOW
208	IDUKKI	KERALA	HYDERABAD
209	ERNAKULAM	KERALA	HYDERABAD
210	PATANAMTHITTA	KERALA	HYDERABAD
211	CALICUT	KERALA	HYDERABAD
212	KASARGOD	KERALA	HYDERABAD
213	TRICHUR	KERALA	HYDERABAD

S.NO.	JNV	STATE	REGION
214	MALLAPURAM	KERALA	HYDERABAD
215	CANNANORE	KERALA	HYDERABAD
216	ALLEPPY	KERALA	HYDERABAD
217	KOLLAM	KERALA	HYDERABAD
218	TRIVENDRAM	KERALA	HYDERABAD
219	WYNAD	KERALA	HYDERABAD
220	TEHRI GARHWAL	UTTARAKHAND	LUCKNOW
221	RUDRAPRAYAG	UTTARAKHAND	LUCKNOW
222	UTTARKASHI	UTTARAKHAND	LUCKNOW
223	SAMBHAL	UTTAR PRADESH	LUCKNOW
224	CHAMPAWAT	UTTARAKHAND	LUCKNOW
225	MORADABAD	UTTAR PRADESH	LUCKNOW
226	CHAMOLI	UTTARAKHAND	LUCKNOW
227	DEHRADUN	UTTARAKHAND	LUCKNOW
228	TAPI	GUJARAT	PUNE
229	SRI GANGANAGAR	RAJASTHAN	JAIPUR
230	SUNDARGARH	ODISHA	BHOPAL
231	MURSHIDABAD	W.BENGAL	PATNA
232	BANKURA	W.BENGAL	PATNA
233	BADGAM	J&K	CHANDIGARH
234	NANDED	MAHARASHTRA	PUNE
235	JALGAON	MAHARASHTRA	PUNE
236	AHMEDNAGAR	MAHARASHTRA	PUNE
237	AURANGABAD	MAHARASHTRA	PUNE
238	BAKSA	ASSAM	SHILLONG
239	BIDAR	KARNATAKA	HYDERABAD
240	BIJAPUR	KARNATAKA	HYDERABAD
241	GADAG	KARNATAKA	HYDERABAD
242	MAHE	UT	HYDERABAD
243	NAWADA	BIHAR	PATNA
244	E. CHAMPARAN	BIHAR	PATNA
245	SANT KABIR NAG	UTTAR PRADESH	LUCKNOW
246	MINYCOY	UT	HYDERABAD

CBSE EXAM RESULTS – 2019

CLASS-X (100% FIRST DIVISION (60% & ABOVE MARKS)

S.NO.	JNV	STATE NAME	REGION
1	RAIGARH	CHHATTISGARH	BHOPAL
2	BHOPAL	MADHYA PRADESH	BHOPAL
3	ANGUL	ODISHA	BHOPAL
4	BARGARH	ODISHA	BHOPAL
5	JAGATSINGHPUR	ODISHA	BHOPAL
6	KHURDA	ODISHA	BHOPAL
7	NAYAGARH	ODISHA	BHOPAL
8	KULLU	HIMACHAL PRADESH	CHANDIGARHH
9	SHIMLA	HIMACHAL PRADESH	CHANDIGARHH
10	DODA	JAMMU & KASHMIR	CHANDIGARHH
11	SANGRUR	PUNJAB	CHANDIGARHH
12	KRISHNA	ANDHRA PRADESH	HYDERABAD
13	SOUTH CANARA	KARNATAK	HYDERABAD
14	TUMKUR	KARNATAK	HYDERABAD
15	CALICUT	KERALA	HYDERABAD
16	CANNANORE	KERALA	HYDERABAD
17	ERNAKULAM	KERALA	HYDERABAD
18	IDUKKI	KERALA	HYDERABAD
19	MALLAPURAM	KERALA	HYDERABAD
20	TRIVENDRAM	KERALA	HYDERABAD
21	KARIMNAGAR	TELANGANA	HYDERABAD
22	AJMER	RAJASTHAN	JAIPUR
23	BHILWARA	RAJASTHAN	JAIPUR
24	JHUNJHUNU	RAJASTHAN	JAIPUR
25	AURAIYA	UTTAR PRADESH	LUCKNOW
26	BANDA	UTTAR PRADESH	LUCKNOW
27	LAKHIMPUR KHERI	UTTAR PRADESH	LUCKNOW
28	MUZAFFARNAGAR	UTTAR PRADESH	LUCKNOW
29	SAHARANPUR	UTTAR PRADESH	LUCKNOW
30	SHRAWASTI	UTTAR PRADESH	LUCKNOW
31	VARANASI	UTTAR PRADESH	LUCKNOW
32	RUDRAPRAYAG	UTTARAKHAND	LUCKNOW
33	TEHRI GARHWAL	UTTARAKHAND	LUCKNOW
34	JEHANABAD	BIHAR	PATNA
35	SHEOHAR	BIHAR	PATNA
36	PALAMAU 1	JHARKHAND	PATNA
37	HOWRAH	WEST BENGAL	PATNA
38	AHMEDNAGAR	MAHARASHTRA	PUNE
39	CHANDRAPUR	MAHARASHTRA	PUNE
40	LATUR	MAHARASHTRA	PUNE
41	RATNAGIRI	MAHARASHTRA	PUNE
42	SATARA	MAHARASHTRA	PUNE
43	SOLAPUR	MAHARASHTRA	PUNE
44	WARDHA	MAHARASHTRA	PUNE
45	EAST SIANG	ARUNACHAL PRADESH	SHILLONG
46	UPPER SUBANSIRI	ARUNACHAL PRADESH	SHILLONG
47	BAKSA	ASSAM	SHILLONG
48	NALBARI	ASSAM	SHILLONG
49	SENAPATI 2	MANIPUR	SHILLONG
50	THOUBAL	MANIPUR	SHILLONG
51	CHAMPHAI	MIZORAM	SHILLONG
52	E.GODAVARI-II	ANDHRA PRADESH	HYDERABAD
53	SONTILA	ASSAM	SHILLONG

CLASS XII

S.NO.	JNV	STATE	REGION
1	KORBA	CHHATTISGARH	BHOPAL
2	BHIND	MADHYA PRADESH	BHOPAL
3	BHOPAL	MADHYA PRADESH	BHOPAL
4	HARDA	MADHYA PRADESH	BHOPAL
5	INDORE	MADHYA PRADESH	BHOPAL
6	KHARGONE	MADHYA PRADESH	BHOPAL
7	MANDSAUR	MADHYA PRADESH	BHOPAL
8	RAJGARH	MADHYA PRADESH	BHOPAL
9	SHAHDOL	MADHYA PRADESH	BHOPAL
10	SHAJAPUR	MADHYA PRADESH	BHOPAL
11	UMARIA	MADHYA PRADESH	BHOPAL
12	MALKANGIRI - I	ODISHA	BHOPAL
13	BILASPUR	HIMACHAL PRADESH	CHANDIGARHH
14	HAMIRPUR	HIMACHAL PRADESH	CHANDIGARHH
15	KANGRA	HIMACHAL PRADESH	CHANDIGARHH
16	KINNAUR	HIMACHAL PRADESH	CHANDIGARHH
17	MANDI	HIMACHAL PRADESH	CHANDIGARHH
18	SHIMLA	HIMACHAL PRADESH	CHANDIGARHH
19	BARNALA	PUNJAB	CHANDIGARHH
20	KRISHNA	ANDHRA PRADESH	HYDERABAD
21	PRAKASHAM	ANDHRA PRADESH	HYDERABAD
22	SRIKAKULAM	ANDHRA PRADESH	HYDERABAD
23	VIZAYANAGARAM	ANDHRA PRADESH	HYDERABAD
24	BANGLORE URBAN	KARNATAK	HYDERABAD
25	BELLARY	KARNATAK	HYDERABAD
26	BIJAPUR	KARNATAK	HYDERABAD
27	CHAMARAJNAGAR	KARNATAK	HYDERABAD
28	CHIKKABALLAPURA	KARNATAK	HYDERABAD
29	CHIKMAGLORE	KARNATAK	HYDERABAD
30	CHITRADURGA	KARNATAK	HYDERABAD
31	DAVANGERE	KARNATAK	HYDERABAD
32	HASSAN	KARNATAK	HYDERABAD
33	HAVERI	KARNATAK	HYDERABAD
34	KALABURGI-II	KARNATAK	HYDERABAD
35	KODAGU	KARNATAK	HYDERABAD
36	MYSORE	KARNATAK	HYDERABAD
37	RAICHUR	KARNATAK	HYDERABAD
38	SOUTH CANARA	KARNATAK	HYDERABAD
39	UDIPPI	KARNATAK	HYDERABAD
40	ALLEPPY	KERALA	HYDERABAD
41	CALICUT	KERALA	HYDERABAD
42	CANNANORE	KERALA	HYDERABAD
43	ERNAKULAM	KERALA	HYDERABAD
44	IDUKKI	KERALA	HYDERABAD
45	KOLLAM	KERALA	HYDERABAD
46	KOTTAYAM	KERALA	HYDERABAD
47	MALLAPURAM	KERALA	HYDERABAD
48	TRIVENDRAM	KERALA	HYDERABAD
49	WYNAD	KERALA	HYDERABAD
50	ADILABAD	TELANGANA	HYDERABAD
51	MAHABOOB NAGAR	TELANGANA	HYDERABAD
52	MAHE	UT	HYDERABAD
53	MINYCOY	UT	HYDERABAD
54	JHAJJAR	HARYANA	JAIPUR
55	SIRSA	HARYANA	JAIPUR
56	ALWAR	RAJASTHAN	JAIPUR
57	BARMER	RAJASTHAN	JAIPUR
58	BUNDI	RAJASTHAN	JAIPUR
59	CHITTORGARH	RAJASTHAN	JAIPUR

S.NO.	JNV	STATE	REGION
60	DAUSA	RAJASTHAN	JAIPUR
61	JHUNJHUNU	RAJASTHAN	JAIPUR
62	KARAULI	RAJASTHAN	JAIPUR
63	NAGAUR	RAJASTHAN	JAIPUR
64	PALI	RAJASTHAN	JAIPUR
65	SIKAR	RAJASTHAN	JAIPUR
66	AGRA	UTTAR PRADESH	LUCKNOW
67	BANDA	UTTAR PRADESH	LUCKNOW
68	GHAZIABAD	UTTAR PRADESH	LUCKNOW
69	GONDA	UTTAR PRADESH	LUCKNOW
70	KUSHINAGAR	UTTAR PRADESH	LUCKNOW
71	MORADABAD	UTTAR PRADESH	LUCKNOW
72	SAMBHAL	UTTAR PRADESH	LUCKNOW
73	SHAHJAHANPUR	UTTAR PRADESH	LUCKNOW
74	BAGESHWAR	UTTARAKHAND	LUCKNOW
75	DEHRADUN	UTTARAKHAND	LUCKNOW
76	TEHRI GARHWAL	UTTARAKHAND	LUCKNOW
77	UDHAM SINGH NAGAR	UTTARAKHAND	LUCKNOW
78	LAKHISARAI	BIHAR	PATNA
79	ROHTAS	BIHAR	PATNA
80	JAMTARA	JHARKHAND	PATNA
81	BANKURA	WEST BENGAL	PATNA
82	MURSHIDABAD	WEST BENGAL	PATNA
83	PASCHIM MEDINIPUR	WEST BENGAL	PATNA
84	PURULIA	WEST BENGAL	PATNA
85	SOUTH 24 PARGANAS-II	WEST BENGAL	PATNA
86	NORTH GOA	GOA	PUNE
87	SOUTH GOA	GOA	PUNE
88	MEHSANA	GUJARAT	PUNE
89	RAJKOT	GUJARAT	PUNE
90	VADODARA	GUJARAT	PUNE
91	AHMEDNAGAR	MAHARASHTRA	PUNE
92	BULDANA	MAHARASHTRA	PUNE
93	CHANDRAPUR	MAHARASHTRA	PUNE
94	GONDIA	MAHARASHTRA	PUNE
95	NAGPUR	MAHARASHTRA	PUNE
96	NANDURBAR I	MAHARASHTRA	PUNE
97	NASIK	MAHARASHTRA	PUNE
98	OSMANABAD	MAHARASHTRA	PUNE
99	PUNE	MAHARASHTRA	PUNE
100	SANGLI	MAHARASHTRA	PUNE
101	SATARA	MAHARASHTRA	PUNE
102	SOLAPUR	MAHARASHTRA	PUNE
103	PALGHAR	MAHARASHTRA	PUNE
104	WARDHA	MAHARASHTRA	PUNE
105	WASHIM	MAHARASHTRA	PUNE
106	YAVATMAL	MAHARASHTRA	PUNE
107	DAMAN	UT	PUNE
108	LOWER SUBANSIRI	ARUNACHAL PRADESH	SHILLONG
109	DHUBRI	ASSAM	SHILLONG
110	NALBARI	ASSAM	SHILLONG
111	SONITPUR	ASSAM	SHILLONG
112	NORTH TRIPURA	TRIPURA	SHILLONG
113	E.GODAVARI-II	ANDHRA PRADESH	HYDERABAD

CBSE EXAM RESULTS – 2018

S.NO.	JNV DISTRICT	STATE/UT	REGION
(A)	CLASS – X	100% FIRST DIVISION (60 % & ABOVE MARKS)	
1.	BALASORE	ODISHA	BHOPAL
2.	JAJPUR	ODISHA	BHOPAL
3.	KHURDA	ODISHA	BHOPAL
4.	NAYAGARH	ODISHA	BHOPAL
5.	JAMMU-I	JAMMU & KASHMIR	CHANDIGARHH
6.	E.GODAVARI-II	ANDHRA PRADESH	HYDERABAD
7.	PRAKASHAM-II	ANDHRA PRADESH	HYDERABAD
8.	SRIKAKULAM	ANDHRA PRADESH	HYDERABAD
9.	BHAGALKOT	KARNATAK	HYDERABAD
10.	SOUTH CANARA	KARNATAK	HYDERABAD
11.	ALLEPPY	KERALA	HYDERABAD
12.	CANNANORE	KERALA	HYDERABAD
13.	ERNAKULAM	KERALA	HYDERABAD
14.	TRIVENDRAM	KERALA	HYDERABAD
15.	MAHE	UT	HYDERABAD
16.	JAIPUR	RAJASTHAN	JAIPUR
17.	SANT KABIR NAGAR	UTTAR PRADESH	LUCKNOW
18.	VARANASI	UTTAR PRADESH	LUCKNOW
19.	EAST CHAMPARAN	BIHAR	PATNA
20.	MURSHIDABAD	WEST BENGAL	PATNA
21.	AHMEDNAGAR	MAHARASHTRA	PUNE
22.	HAILAKANDI	ASSAM	SHILLONG
23.	NALBARI	ASSAM	SHILLONG
24.	THOUBAL	MANIPUR	SHILLONG
25.	SOUTH 24 PARGANAS 1	WEST BENGAL	PATNA
26.	SENAPATI 2	MANIPUR	SHILLONG
27.	UMARIA	MADHYA PRADESH	BHOPAL
28.	PURBA MEDINIPUR	WEST BENGAL	PATNA
29.	SERCHIP	MIZORAM	SHILLONG
30.	LAKHISARAI	BIHAR	PATNA

S.No.	JNV DISTRICT	STATE/UT	REGION
(A)	**CLASS – XII**	**100% FIRST DIVISION (60 % & ABOVE MARKS)**	
1.	DURG	CHHATTISGARH	BHOPAL
2.	BHIND	MADHYA PRADESH	BHOPAL
3.	HARDA	MADHYA PRADESH	BHOPAL
4.	KHANDWA	MADHYA PRADESH	BHOPAL
5.	MANDSAUR	MADHYA PRADESH	BHOPAL
6.	SHAHDOL	MADHYA PRADESH	BHOPAL
7.	SHAJAPUR	MADHYA PRADESH	BHOPAL
8.	UMARIA	MADHYA PRADESH	BHOPAL
9.	BARGARH	ODISHA	BHOPAL
10.	CUTTACK	ODISHA	BHOPAL
11.	MALKANGIRI - I	ODISHA	BHOPAL
12.	PURI	ODISHA	BHOPAL
13.	MANDI	HIMACHAL PRADESH	CHANDIGARHH
14.	KANGRA	HIMACHAL PRADESH	CHANDIGARHH
15.	KINNAUR	HIMACHAL PRADESH	CHANDIGARHH
16.	SIRMOUR	HIMACHAL PRADESH	CHANDIGARHH
17.	SOLAN	HIMACHAL PRADESH	CHANDIGARHH
18.	DODA	JAMMU & KASHMIR	CHANDIGARHH
19.	JAMMU-I	JAMMU & KASHMIR	CHANDIGARHH
20.	KARGIL	JAMMU & KASHMIR	CHANDIGARHH
21.	SHOPIAN	JAMMU & KASHMIR	CHANDIGARHH
22.	BARNALA	PUNJAB	CHANDIGARHH
23.	LUDHIANA	PUNJAB	CHANDIGARHH
24.	KULLU	HIMACHAL PRADESH	CHANDIGARHH
25.	BUDGAM	JAMMU & KASHMIR	CHANDIGARHH
26.	ANANTAPUR	ANDHRA PRADESH	HYDERABAD
27.	E.GODAVARI-II	ANDHRA PRADESH	HYDERABAD
28.	PRAKASHAM-II	ANDHRA PRADESH	HYDERABAD
29.	SRIKAKULAM	ANDHRA PRADESH	HYDERABAD
30.	BIJAPUR	KARNATAK	HYDERABAD
31.	CHAMARAJNAGAR	KARNATAK	HYDERABAD
32.	CHIKMAGLORE	KARNATAK	HYDERABAD
33.	CHITRADURGA	KARNATAK	HYDERABAD
34.	DHARWAD	KARNATAK	HYDERABAD
35.	HASSAN	KARNATAK	HYDERABAD
36.	HAVERI	KARNATAK	HYDERABAD
37.	MANDYA	KARNATAK	HYDERABAD
38.	MYSORE	KARNATAK	HYDERABAD

S.No.	JNV DISTRICT	STATE/UT	REGION
(A)	**CLASS – XII**	**100% FIRST DIVISION (60 % & ABOVE MARKS)**	
39.	NORTH CANARA	KARNATAK	HYDERABAD
40.	SOUTH CANARA	KARNATAK	HYDERABAD
41.	UDIPPI	KARNATAK	HYDERABAD
42.	ALLEPPY	KERALA	HYDERABAD
43.	CALICUT	KERALA	HYDERABAD
44.	CANNANORE	KERALA	HYDERABAD
45.	IDUKKI	KERALA	HYDERABAD
46.	KOLLAM	KERALA	HYDERABAD
47.	KOTTAYAM	KERALA	HYDERABAD
48.	MALLAPURAM	KERALA	HYDERABAD
49.	PALGHAT	KERALA	HYDERABAD
50.	PATANAMTHITTA	KERALA	HYDERABAD
51.	TRIVENDRAM	KERALA	HYDERABAD
52.	WYNAD	KERALA	HYDERABAD
53.	MEDAK	TELANGANA	HYDERABAD
54.	MAHE	UT	HYDERABAD
55.	MINYCOY	UT	HYDERABAD
56.	KRISHNA	ANDHRA PRADESH	HYDERABAD
57.	DAVANGERE	KARNATAK	HYDERABAD
58.	SHIMOGA	KARNATAK	HYDERABAD
59.	ERNAKULAM	KERALA	HYDERABAD
60.	YANAM	UT	HYDERABAD
61.	ALWAR	RAJASTHAN	JAIPUR
62.	BARAN	RAJASTHAN	JAIPUR
63.	BARMER	RAJASTHAN	JAIPUR
64.	BHILWARA	RAJASTHAN	JAIPUR
65.	CHITTORGARH	RAJASTHAN	JAIPUR
66.	DAUSA	RAJASTHAN	JAIPUR
67.	JHUNJHUNU	RAJASTHAN	JAIPUR
68.	KARAULI	RAJASTHAN	JAIPUR
69.	NAGAUR	RAJASTHAN	JAIPUR
70.	JAIPUR	RAJASTHAN	JAIPUR
71.	SIKAR	RAJASTHAN	JAIPUR
72.	ALLAHABAD	UTTAR PRADESH	LUCKNOW
73.	BANDA	UTTAR PRADESH	LUCKNOW
74.	FARRUKHABAD	UTTAR PRADESH	LUCKNOW
75.	HAMIRPUR	UTTAR PRADESH	LUCKNOW
76.	ALMORA	UTTARAKHAND	LUCKNOW
77.	BAGESHWAR	UTTARAKHAND	LUCKNOW

S.No.	JNV DISTRICT	STATE/UT	REGION
(A)	**CLASS – XII**	**100% FIRST DIVISION (60 % & ABOVE MARKS)**	
78.	NAINITAL	UTTARAKHAND	LUCKNOW
79.	TEHRI GARHWAL	UTTARAKHAND	LUCKNOW
80.	SAHARANPUR	UTTAR PRADESH	LUCKNOW
81.	SANT KABIR NAGAR	UTTAR PRADESH	LUCKNOW
82.	CHAMOLI	UTTARAKHAND	LUCKNOW
83.	AURANGABAD	BIHAR	PATNA
84.	EAST CHAMPARAN	BIHAR	PATNA
85.	SUPAUL	BIHAR	PATNA
86.	SIMDEGA	JHARKHAND	PATNA
87.	BANKURA	WEST BENGAL	PATNA
88.	SOUTH 24 PARGANAS-II	WEST BENGAL	PATNA
89.	PASCHIM MEDINIPUR	WEST BENGAL	PATNA
90.	NORTH GOA	GOA	PUNE
91.	SOUTH GOA	GOA	PUNE
92.	GANDHINAGAR	GUJARAT	PUNE
93.	JUNAGARH	GUJARAT	PUNE
94.	KHEDA	GUJARAT	PUNE
95.	PATAN	GUJARAT	PUNE
96.	VADODARA	GUJARAT	PUNE
97.	AHMEDNAGAR	MAHARASHTRA	PUNE
98.	AMRAVATI	MAHARASHTRA	PUNE
99.	BULDANA	MAHARASHTRA	PUNE
100.	CHANDRAPUR	MAHARASHTRA	PUNE
101.	GONDIA	MAHARASHTRA	PUNE
102.	HINGOLI	MAHARASHTRA	PUNE
103.	NAGPUR	MAHARASHTRA	PUNE
104.	NANDED	MAHARASHTRA	PUNE
105.	NASIK	MAHARASHTRA	PUNE
106.	PARBHANI	MAHARASHTRA	PUNE
107.	RAIGAD	MAHARASHTRA	PUNE
108.	SANGLI	MAHARASHTRA	PUNE
109.	SOLAPUR	MAHARASHTRA	PUNE
110.	THANE	MAHARASHTRA	PUNE
111.	WARDHA	MAHARASHTRA	PUNE
112.	WASHIM	MAHARASHTRA	PUNE
113.	NALBARI	ASSAM	SHILLONG
114.	DHALAI	TRIPURA	SHILLONG
115.	NORTH TRIPURA	TRIPURA	SHILLONG

CBSE EXAM RESULTS – 2017

(A) CLASS – X

S.No.	JNV DISTRICT	STATE/UT	REGION
(A)	CLASS – X	100% FIRST DIVISION (60 % & ABOVE MARKS)	
1.	MAHASAMUND	CHATTISHGARH	BHOPAL
2.	RAIPUR	CHATTISHGARH	BHOPAL
3.	RAJNANDGAON	CHATTISHGARH	BHOPAL
4.	SUKMA*	CHATTISHGARH	BHOPAL
5.	RAJGARH	MADHYA PRADESH	BHOPAL
6.	RATLAM	MADHYA PRADESH	BHOPAL
7.	SHAJAPUR	MADHYA PRADESH	BHOPAL
8.	UJJAIN - II*	MADHYA PRADESH	BHOPAL
9.	BARGARH	ODISHA	BHOPAL
10.	BHADRAK	ODISHA	BHOPAL
11.	DEOGARH	ODISHA	BHOPAL
12.	JAGATSINGHPUR	ODISHA	BHOPAL
13.	JAJPUR	ODISHA	BHOPAL
14.	MALKANGIRI -II	ODISHA	BHOPAL
15.	NAYAGARH	ODISHA	BHOPAL
16.	KULLU	HIMACHAL PRADESH	CHANDIGARHH
17.	JAMMU - I	JAMMU & KASHMIR	CHANDIGARHH
18.	KARGIL	JAMMU & KASHMIR	CHANDIGARHH
19.	SOPHIAN	JAMMU & KASHMIR	CHANDIGARHH
20.	CUDDAPAH	ANDHRA PRADESH	HYDERABAD
21.	KURNOOL	ANDHRA PRADESH	HYDERABAD
22.	BIJAPUR	KARNATAKA	HYDERABAD
23.	MANDYA	KARNATAKA	HYDERABAD
24.	NORTH CANARA	KARNATAKA	HYDERABAD
25.	ALAPPUZHA	KERALA	HYDERABAD
26.	CALICUT	KERALA	HYDERABAD
27.	TRIVENDRUM	KERALA	HYDERABAD
28.	MAHE	PONDICHERRY	HYDERABAD
29.	KHAMMAM- II	TELANGANA	HYDERABAD
30.	RANGA REDDY	TELANGANA	HYDERABAD
31.	GURGAON	HARYANA	JAIPUR
32.	DAUSA	RAJASTHAN	JAIPUR
33.	DHOLPUR	RAJASTHAN	JAIPUR
34.	AGRA	UTTAR PRADESH	LUCKNOW
35.	BALLIA	UTTAR PRADESH	LUCKNOW
36.	BAREILLY	UTTAR PRADESH	LUCKNOW
37.	BASTI	UTTAR PRADESH	LUCKNOW
38.	BUDAUN	UTTAR PRADESH	LUCKNOW
39.	FARRUKHABAD	UTTAR PRADESH	LUCKNOW
40.	GORAKHPUR	UTTAR PRADESH	LUCKNOW
41.	LAKHIMPUR KHERI	UTTAR PRADESH	LUCKNOW
42.	MATHURA	UTTAR PRADESH	LUCKNOW
43.	MAU	UTTAR PRADESH	LUCKNOW

S.No.	JNV DISTRICT	STATE/UT	REGION
(A)	CLASS – X	100% FIRST DIVISION (60 % & ABOVE MARKS)	
44.	SHRAWASTI	UTTAR PRADESH	LUCKNOW
45.	SONEBHADRA	UTTAR PRADESH	LUCKNOW
46.	ARWAL	BIHAR	PATNA
47.	BANKA	BIHAR	PATNA
48.	DARBHANGA	BIHAR	PATNA
49.	KHAGARIA	BIHAR	PATNA
50.	LAKHI SARAI	BIHAR	PATNA
51.	SAHARSA	BIHAR	PATNA
52.	SAMASTIPUR	BIHAR	PATNA
53.	SHEOHAR	BIHAR	PATNA
54.	SIWAN	BIHAR	PATNA
55.	VAISHALI	BIHAR	PATNA
56.	DEOGARH	JHARKHAND	PATNA
57.	DHANBAD	JHARKHAND	PATNA
58.	GIRIDIH	JHARKHAND	PATNA
59.	HAZARIBAGH	JHARKHAND	PATNA
60.	RANCHI	JHARKHAND	PATNA
61.	24 PRAGANAS N	WEST BENGAL	PATNA
62.	DAKSHIN DINAJPUR*	WEST BENGAL	PATNA
63.	EAST MEDINIPUR	WEST BENGAL	PATNA
64.	HOWRAH	WEST BENGAL	PATNA
65.	MURSHIDABAD	WEST BENGAL	PATNA
66.	UTTAR DINAJPUR	WEST BENGAL	PATNA
67.	NARMADA	GUJARAT	PUNE
68.	AHMED NAGAR	MAHARASHTRA	PUNE
69.	BEED	MAHARASHTRA	PUNE
70.	CHANDRAPUR	MAHARASHTRA	PUNE
71.	HINGOLI (PARBHANI)	MAHARASHTRA	PUNE
72.	NAGPUR	MAHARASHTRA	PUNE
73.	RAIGAD	MAHARASHTRA	PUNE
74.	RATNAGIRI	MAHARASHTRA	PUNE
75.	WASIM(AKOLA)	MAHARASHTRA	PUNE
76.	WEST KAMENG	ARUNACHAL PRADESH	SHILLONG
77.	DHUBRI	ASSAM	SHILLONG
78.	UDALGURI	ASSAM	SHILLONG
79.	LUNGLEI	MIZORAM	SHILLONG
80.	MAMIT	MIZORAM	SHILLONG
81.	EAST SIKKIM	SIKKIM	SHILLONG

NOTE : CGPA – CUMULATIVE GRADE POINT AVERAGE
GRADE POINT 7 - MARKS RANGE 61- 70%
CGPA WITH POINT GRADE '7' AND ABOVE IS CONSIDERED IN PLACE OF FIRST CLASS 60%

S.No.	JNV DISTRICT	STATE/UT	REGION
(B)	CLASS - XII	100% FIRST DIVISION (60% & ABOVE MARKS)	
1	DHAMTARI	CHATTISHGARH	BHOPAL
2	KAWARDHA	CHATTISHGARH	BHOPAL
3	BALAGHAT	MADHYA PRADESH	BHOPAL
4	BHIND	MADHYA PRADESH	BHOPAL
5	CHHINDWARA	MADHYA PRADESH	BHOPAL
6	KATNI	MADHYA PRADESH	BHOPAL
7	MANDSAUR	MADHYA PRADESH	BHOPAL
8	SHAJAPUR	MADHYA PRADESH	BHOPAL
9	UMARIA	MADHYA PRADESH	BHOPAL
10	BARGARH	ODISHA	BHOPAL
11	KHURDA	ODISHA	BHOPAL
12	KULLU	HIMACHAL PRADESH	CHANDIGARHH
13	MANDI	HIMACHAL PRADESH	CHANDIGARHH
14	SHIMLA	HIMACHAL PRADESH	CHANDIGARHH
15	SIRMOUR	HIMACHAL PRADESH	CHANDIGARHH
16	SOLAN	HIMACHAL PRADESH	CHANDIGARHH
17	UNA	HIMACHAL PRADESH	CHANDIGARHH
18	JAMMU - I	JAMMU & KASHMIR	CHANDIGARHH
19	KARGIL	JAMMU & KASHMIR	CHANDIGARHH
20	SOPHIAN	JAMMU & KASHMIR	CHANDIGARHH
21	LUDHIANA	PUNJAB	CHANDIGARHH
22	TARANTARAN	PUNJAB	CHANDIGARHH
23	KURNOOL	ANDHRA PRADESH	HYDERABAD
24	BANGALORE URBAN	KARNATAKA	HYDERABAD
25	CHICKMANGALUR	KARNATAKA	HYDERABAD
26	CHITRADURGA	KARNATAKA	HYDERABAD
27	DEVANGERE	KARNATAKA	HYDERABAD
28	DHARWAD	KARNATAKA	HYDERABAD
29	GADAG	KARNATAKA	HYDERABAD
30	HASSAN	KARNATAKA	HYDERABAD
31	HAVERI	KARNATAKA	HYDERABAD
32	KODAGU	KARNATAKA	HYDERABAD
33	MYSORE	KARNATAKA	HYDERABAD
34	NORTH CANARA	KARNATAKA	HYDERABAD
35	RAICHUR	KARNATAKA	HYDERABAD
36	SOUTH CANARA	KARNATAKA	HYDERABAD
37	UDUPI	KARNATAKA	HYDERABAD
38	ALAPPUZHA	KERALA	HYDERABAD
39	ERNAKULAM	KERALA	HYDERABAD
40	IDUKKI	KERALA	HYDERABAD
41	KASARGOD	KERALA	HYDERABAD
42	KOLLAM	KERALA	HYDERABAD
43	PALGHAT	KERALA	HYDERABAD
44	TRIVENDRUM	KERALA	HYDERABAD
45	WAYNAD	KERALA	HYDERABAD

S.No.	JNV DISTRICT	STATE/UT	REGION
(B)	CLASS - XII	100% FIRST DIVISION (60% & ABOVE MARKS)	
46	MAHE	PONDICHERRY	HYDERABAD
47	RANGA REDDY	TELANGANA	HYDERABAD
48	BARMER	RAJASTHAN	JAIPUR
49	JHALAWAR	RAJASTHAN	JAIPUR
50	NAGAUR	RAJASTHAN	JAIPUR
51	SRI GANGANAGAR	RAJASTHAN	JAIPUR
52	UDAIPUR	RAJASTHAN	JAIPUR
53	AGRA	UTTAR PRADESH	LUCKNOW
54	BANDA	UTTAR PRADESH	LUCKNOW
55	FARRUKHABAD	UTTAR PRADESH	LUCKNOW
56	GHAZIPUR	UTTAR PRADESH	LUCKNOW
57	HAMIRPUR	UTTAR PRADESH	LUCKNOW
58	KANNAAUJ	UTTAR PRADESH	LUCKNOW
59	KUSHI NAGAR	UTTAR PRADESH	LUCKNOW
60	SHAHJANPUR	UTTAR PRADESH	LUCKNOW
61	SHARANPUR	UTTAR PRADESH	LUCKNOW
62	CHAMOLI	UTTARAKHAND	LUCKNOW
63	TEHRI GARHWAL	UTTARAKHAND	LUCKNOW
64	GOPALGANJ	BIHAR	PATNA
65	MURSHIDABAD	WEST BENGAL	PATNA
66	PURULIA	WEST BENGAL	PATNA
67	DIU	DAMAN & DIU	PUNE
68	SOUTH GOA	GOA	PUNE
69	JAMNAGAR	GUJARAT	PUNE
70	RAJKOT	GUJARAT	PUNE
71	AURANGABAD	MAHARASHTRA	PUNE
72	BULDANA	MAHARASHTRA	PUNE
73	CHANDRAPUR	MAHARASHTRA	PUNE
74	GONDIA	MAHARASHTRA	PUNE
75	KOLHAPUR	MAHARASHTRA	PUNE
76	LATUR	MAHARASHTRA	PUNE
77	NANDED	MAHARASHTRA	PUNE
78	NANDURBAR - I	MAHARASHTRA	PUNE
79	NASHIK	MAHARASHTRA	PUNE
80	RAIGAD	MAHARASHTRA	PUNE
81	SOLAPUR	MAHARASHTRA	PUNE
82	THANE	MAHARASHTRA	PUNE
83	WARDHA	MAHARASHTRA	PUNE
84	WASIM(AKOLA)	MAHARASHTRA	PUNE
85	BOGAIGAON	ASSAM	SHILLONG
86	NALBARI	ASSAM	SHILLONG
87	SONITPUR	ASSAM	SHILLONG

CBSE EXAM RESULTS - 2016

S.No.	JNV DISTRICT	STATE/UT	REGION
(A)	CLASS – X	100% CGPA WITH 7 AND ABOVE	
1	KORIYA	CHATTISHGARH	BHOPAL
2	RAIPUR	CHATTISHGARH	BHOPAL
3	RAJNANDGAON	CHATTISHGARH	BHOPAL
4	SUKMA*	CHATTISHGARH	BHOPAL
5	JHABUA - II*	MADHYA PRADESH	BHOPAL
6	MORENA	MADHYA PRADESH	BHOPAL
7	UJJAIN - II*	MADHYA PRADESH	BHOPAL
8	BARGARH	ODISHA	BHOPAL
9	BOUDH	ODISHA	BHOPAL
10	DEOGARH	ODISHA	BHOPAL
11	GAJAPATI	ODISHA	BHOPAL
12	JAJPUR	ODISHA	BHOPAL
13	JHARSUGUDA	ODISHA	BHOPAL
14	MALKANGIRI -II	ODISHA	BHOPAL
15	MAYURBHANJ	ODISHA	BHOPAL
16	NAYAGARH	ODISHA	BHOPAL
17	SONEPUR	ODISHA	BHOPAL
18	SOPHIAN	JAMMU & KASHMIR	CHANDIGARHH
19	FARIDKOT	PUNJAB	CHANDIGARHH
20	CUDDAPAH	ANDHRA PRADESH	HYDERABAD
21	SRIKAKULAM	ANDHRA PRADESH	HYDERABAD
22	BELGAUM	KARNATAKA	HYDERABAD
23	DHARWAD	KARNATAKA	HYDERABAD
24	TUMKUR	KARNATAKA	HYDERABAD
25	CANNANORE	KERALA	HYDERABAD
26	MALAPURAM	KERALA	HYDERABAD
27	TRICHUR	KERALA	HYDERABAD
28	KARIMNAGAR	TELANGANA	HYDERABAD
29	KHAMMAM- II	TELANGANA	HYDERABAD
30	HISSAR	HARYANA	JAIPUR
31	SIRSA	HARYANA	JAIPUR
32	BANSWARA-II*	RAJASTHAN	JAIPUR
33	BARAN	RAJASTHAN	JAIPUR
34	BARMER	RAJASTHAN	JAIPUR
35	DAUSA	RAJASTHAN	JAIPUR
36	JHUNJHUNU	RAJASTHAN	JAIPUR
37	JODHPUR	RAJASTHAN	JAIPUR
38	KARAULI	RAJASTHAN	JAIPUR
39	KOTA	RAJASTHAN	JAIPUR
40	SIKAR	RAJASTHAN	JAIPUR
41	SRI GANGANAGAR	RAJASTHAN	JAIPUR

S.No.	JNV DISTRICT	STATE/UT	REGION
(A)	CLASS – X	100% CGPA WITH 7 AND ABOVE	
42	HAMIRPUR	UTTAR PRADESH	LUCKNOW
43	KUSHI NAGAR	UTTAR PRADESH	LUCKNOW
44	LAKHIMPUR KHERI	UTTAR PRADESH	LUCKNOW
45	SANT KABIR NAGAR	UTTAR PRADESH	LUCKNOW
46	SHRAWASTI	UTTAR PRADESH	LUCKNOW
47	VARANASI	UTTAR PRADESH	LUCKNOW
48	ARWAL	BIHAR	PATNA
49	BEGUSARAI	BIHAR	PATNA
50	BHOJPUR	BIHAR	PATNA
51	DARBHANGA	BIHAR	PATNA
52	JAMUI	BIHAR	PATNA
53	JEHANABAD	BIHAR	PATNA
54	KATIHAR	BIHAR	PATNA
55	ROHTAS	BIHAR	PATNA
56	SAMASTIPUR	BIHAR	PATNA
57	SARAN	BIHAR	PATNA
58	W. CHAMPARAN	BIHAR	PATNA
59	GODDA	JHARKHAND	PATNA
60	24 SOUTH PRAGNAS -I	WEST BENGAL	PATNA
61	DAKSHIN DINAJPUR*	WEST BENGAL	PATNA
62	EAST MEDINIPUR	WEST BENGAL	PATNA
63	UTTAR DINAJPUR	WEST BENGAL	PATNA
64	JUNAGARH	GUJARAT	PUNE
65	AHMED NAGAR	MAHARASHTRA	PUNE
66	CHANDRAPUR	MAHARASHTRA	PUNE
67	DHULE	MAHARASHTRA	PUNE
68	HINGOLI (PARBHANI)	MAHARASHTRA	PUNE
69	KOLHAPUR	MAHARASHTRA	PUNE
70	NANDURBAR - 2	MAHARASHTRA	PUNE
71	PARBHANI	MAHARASHTRA	PUNE
72	WARDHA	MAHARASHTRA	PUNE
73	KARBIANGLONG-II	ASSAM	SHILLONG
74	NORTH CACHAR HILLS	ASSAM	SHILLONG
75	MAMIT	MIZORAM	SHILLONG
76	EAST SIKKIM	SIKKIM	SHILLONG

NOTE : CGPA – CUMULATIVE GRADE POINT AVERAGE
GRADE POINT 7 - MARKS RANGE 61- 70%
CGPA WITH POINT GRADE '7' AND ABOVE IS CONSIDERED IN PLACE OF FIRST CLASS 60%

S.No.	JNV DISTRICT	STATE/UT	REGION
(B)	**CLASS - XII**	**100% FIRST CLASS**	
1	DHAMTARI	CHATTISHGARH	BHOPAL
2	JANGIR CHAMPA	CHATTISHGARH	BHOPAL
3	BALAGHAT	MADHYA PRADESH	BHOPAL
4	KHANDWA	MADHYA PRADESH	BHOPAL
5	MANDSAUR	MADHYA PRADESH	BHOPAL
6	SAGAR	MADHYA PRADESH	BHOPAL
7	SHAJAPUR	MADHYA PRADESH	BHOPAL
8	UMARIA	MADHYA PRADESH	BHOPAL
9	BARGARH	ODISHA	BHOPAL
10	CUTTACK	ODISHA	BHOPAL
11	JHARSUGUDA	ODISHA	BHOPAL
12	KENDRAPARA	ODISHA	BHOPAL
13	KHURDA	ODISHA	BHOPAL
14	PURI	ODISHA	BHOPAL
15	BILASPUR	HIMACHAL PRADESH	CHANDIGARHH
16	HAMIRPUR	HIMACHAL PRADESH	CHANDIGARHH
17	KANGRA	HIMACHAL PRADESH	CHANDIGARHH
18	BUDGAM	JAMMU & KASHMIR	CHANDIGARHH
19	SAMBA	JAMMU & KASHMIR	CHANDIGARHH
20	LUDHIANA	PUNJAB	CHANDIGARHH
21	PATIALA	PUNJAB	CHANDIGARHH
22	ANANTAPUR	ANDHRA PRADESH	HYDERABAD
23	CUDDAPAH	ANDHRA PRADESH	HYDERABAD
24	NELLORE	ANDHRA PRADESH	HYDERABAD
25	VIZIANAGARAM	ANDHRA PRADESH	HYDERABAD
26	BELGAUM	KARNATAKA	HYDERABAD
27	BELLARY	KARNATAKA	HYDERABAD
28	BIJAPUR	KARNATAKA	HYDERABAD
29	CHICKMANGALUR	KARNATAKA	HYDERABAD
30	GADAG	KARNATAKA	HYDERABAD
31	HASSAN	KARNATAKA	HYDERABAD
32	HAVERI	KARNATAKA	HYDERABAD
33	MYSORE	KARNATAKA	HYDERABAD
34	NORTH CANARA	KARNATAKA	HYDERABAD
35	RAICHUR	KARNATAKA	HYDERABAD
36	SHIMOGA	KARNATAKA	HYDERABAD
37	SOUTH CANARA	KARNATAKA	HYDERABAD
38	TUMKUR	KARNATAKA	HYDERABAD
39	UDUPI	KARNATAKA	HYDERABAD
40	ALAPPUZHA	KERALA	HYDERABAD
41	CANNANORE	KERALA	HYDERABAD
42	IDUKKI	KERALA	HYDERABAD
43	KOLLAM	KERALA	HYDERABAD
44	KOTTAYAM	KERALA	HYDERABAD
45	MALAPURAM	KERALA	HYDERABAD
46	PALGHAT	KERALA	HYDERABAD
47	TRIVENDRUM	KERALA	HYDERABAD
48	WAYNAD	KERALA	HYDERABAD
49	LAKSHADWEEP	LAKSHADWEEP	HYDERABAD
50	KARIMNAGAR	TELANGANA	HYDERABAD
51	MEDAK	TELANGANA	HYDERABAD
52	NALGONDA	TELANGANA	HYDERABAD

S.No.	JNV DISTRICT	STATE/UT	REGION
(B)	**CLASS - XII**	**100% FIRST CLASS**	
53	WARANGAL	TELANGANA	HYDERABAD
54	ALWAR	RAJASTHAN	JAIPUR
55	JHUNJHUNU	RAJASTHAN	JAIPUR
56	PALI	RAJASTHAN	JAIPUR
57	RAJSAMAND	RAJASTHAN	JAIPUR
58	BANDA	UTTAR PRADESH	LUCKNOW
59	BUDAUN	UTTAR PRADESH	LUCKNOW
60	FATEHPUR	UTTAR PRADESH	LUCKNOW
61	FIROZABAD	UTTAR PRADESH	LUCKNOW
62	GHAZIPUR	UTTAR PRADESH	LUCKNOW
63	HAMIRPUR	UTTAR PRADESH	LUCKNOW
64	KUSHI NAGAR	UTTAR PRADESH	LUCKNOW
65	MORADABAD	UTTAR PRADESH	LUCKNOW
66	BAGESHWAR	UTTARAKHAND	LUCKNOW
67	RUDRAPRAYAG	UTTARAKHAND	LUCKNOW
68	TEHRI GARHWAL	UTTARAKHAND	LUCKNOW
69	BUXAR	BIHAR	PATNA
70	JAMUI	BIHAR	PATNA
71	MADHUBANI	BIHAR	PATNA
72	NAWADA	BIHAR	PATNA
73	SUPAUL	BIHAR	PATNA
74	KODERMA	JHARKHAND	PATNA
75	BANKURA	WEST BENGAL	PATNA
76	BURDWAN	WEST BENGAL	PATNA
77	EAST MEDINIPUR	WEST BENGAL	PATNA
78	HOOGHLY	WEST BENGAL	PATNA
79	WEST MEDINIPUR	WEST BENGAL	PATNA
80	SOUTH GOA	GOA	PUNE
81	BANAKANTHA	GUJARAT	PUNE
82	BHARUCH	GUJARAT	PUNE
83	DAHOD - I	GUJARAT	PUNE
84	JAMNAGAR	GUJARAT	PUNE
85	JUNAGARH	GUJARAT	PUNE
86	KHEDA	GUJARAT	PUNE
87	PATAN	GUJARAT	PUNE
88	RAJKOT	GUJARAT	PUNE
89	AHMED NAGAR	MAHARASHTRA	PUNE
90	AURANGABAD	MAHARASHTRA	PUNE
91	BEED	MAHARASHTRA	PUNE
92	CHANDRAPUR	MAHARASHTRA	PUNE
93	GONDIA	MAHARASHTRA	PUNE
94	NANDURBAR - I	MAHARASHTRA	PUNE
95	NASHIK	MAHARASHTRA	PUNE
96	RATNAGIRI	MAHARASHTRA	PUNE
97	SOLAPUR	MAHARASHTRA	PUNE
98	WARDHA	MAHARASHTRA	PUNE
99	WASIM(AKOLA)	MAHARASHTRA	PUNE
100	BOGAIGAON	ASSAM	SHILLONG
101	NALBARI	ASSAM	SHILLONG
102	WEST GARO HILLS	MEGHALAYA	SHILLONG

17

JNV WISE TARGETED BENCHMARK OF FIRST CLASS & PASS PERCENTAGE AND SHORTFALL THEREOF

CBSE BOARD EXAMINATION RESULTS - 2020

SL. NO.	DISTRICT	STATE/UT	REGION	APPEARED	PASSED	PASS%	NO. OF FIRST CLASSES	% AGE OF FIRST CLASSES	NO. OF STUDENTS LESS THAN FIRST CLASSE	%AGE OF STUDENTS LESS THAN FIRST CLASSES	FAILED/ COMPT. / OTHERS	FAILED / COMPT./ OTHERS'%A	DEVIATION FROM BENCH MARK		100 %1ST CLASS
	CLASS - X												*100 % PASS*	*80% 1ST CLASS*	
1	GIR SOMNATH	GUJARAT	PUNE	80	80	100.00	76	95.00	4	0.05	0	0.00		15.00	
2	KUTCH	GUJARAT	PUNE	72	72	100.00	67	93.06	5	0.07	0	0.00		13.06	
3	BHARUCH	GUJARAT	PUNE	78	69	88.46	49	62.82	20	0.26	9	11.54	-11.54	-17.18	
4	JAMNAGAR	GUJARAT	PUNE	74	74	100.00	74	100.00	0	0.00	0	0.00		20.00	YES
5	PORBANDAR	GUJARAT	PUNE	78	76	97.44	37	47.44	39	0.50	2	2.56	-2.56	-32.56	
6	KHEDA	GUJARAT	PUNE	76	75	98.68	64	84.21	11	0.14	1	1.32	-1.32	4.21	
7	DAHOD-I	GUJARAT	PUNE	64	57	89.06	43	67.19	14	0.22	7	10.94	-10.94	-12.81	
8	PATAN	GUJARAT	PUNE	79	78	98.73	72	91.14	6	0.08	1	1.27	-1.27	11.14	
9	RAJKOT	GUJARAT	PUNE	77	75	97.40	63	81.82	12	0.16	2	2.60	-2.60	1.82	
10	TAPI	GUJARAT	PUNE	77	77	100.00	68	88.31	9	0.12	0	0.00		8.31	
11	SURENDRANAGAR	GUJARAT	PUNE	79	79	100.00	76	96.20	3	0.04	0	0.00		16.20	
12	ARVALLI	GUJARAT	PUNE	70	68	97.14	56	80.00	12	0.17	2	2.86	-2.86	0.00	
13	BHAVNAGAR	GUJARAT	PUNE	68	67	98.53	55	80.88	12	0.18	1	1.47	-1.47	0.88	
14	VADODARA	GUJARAT	PUNE	77	76	98.70	64	83.12	12	0.16	1	1.30	-1.30	3.12	
15	GANDHINAGAR	GUJARAT	PUNE	65	65	100.00	65	100.00	0	0.00	0	0.00		20.00	YES
16	BANASKANTHA	GUJARAT	PUNE	73	71	97.26	66	90.41	5	0.07	2	2.74	-2.74	10.41	
17	MEHSANA	GUJARAT	PUNE	70	70	100.00	67	95.71	3	0.04	0	0.00		15.71	
18	PANCHMAHAL	GUJARAT	PUNE	79	75	94.94	64	81.01	11	0.14	4	5.06	-5.06	1.01	
19	DANG	GUJARAT	PUNE	54	54	100.00	37	68.52	17	0.31	0	0.00		-11.48	
20	AMRELI	GUJARAT	PUNE	70	69	98.57	62	88.57	7	0.10	1	1.43	-1.43	8.57	
21	ANAND	GUJARAT	PUNE	63	61	96.83	51	80.95	10	0.16	2	3.17	-3.17	0.95	
22	NAVSARI	GUJARAT	PUNE	37	35	94.59	24	64.86	11	0.30	2	5.41	-5.41	-15.14	
23	NARMADA	GUJARAT	PUNE	40	40	100.00	32	80.00	8	0.20	0	0.00		0.00	
24	AJMER	RAJASTHAN	JAIPUR	81	81	100.00	79	97.53	2	0.02	0	0.00		17.53	
25	ALWAR	RAJASTHAN	JAIPUR	72	72	100.00	70	97.22	2	0.03	0	0.00		17.22	
26	BANSWARA-I	RAJASTHAN	JAIPUR	69	68	98.55	44	63.77	24	0.35	1	1.45	-1.45	-16.23	
27	BARAN	RAJASTHAN	JAIPUR	78	78	100.00	75	96.15	3	0.04	0	0.00		16.15	
28	BARMER	RAJASTHAN	JAIPUR	76	75	98.68	70	92.11	5	0.07	1	1.32	-1.32	12.11	
29	BHILWARA	RAJASTHAN	JAIPUR	81	81	100.00	79	97.53	2	0.02	0	0.00		17.53	
30	BIKANER	RAJASTHAN	JAIPUR	77	77	100.00	73	94.81	4	0.05	0	0.00		14.81	
31	BUNDI	RAJASTHAN	JAIPUR	74	73	98.65	62	83.78	11	0.15	1	1.35	-1.35	3.78	
32	CHITTORGARH	RAJASTHAN	JAIPUR	69	69	100.00	68	98.55	1	0.01	0	0.00		18.55	
33	CHURU	RAJASTHAN	JAIPUR	70	68	97.14	61	87.14	7	0.10	2	2.86	-2.86	7.14	

CBSE BOARD EXAMINATION RESULTS - 2020

SL. NO.	DISTRICT	STATE/UT	REGION	APPEARED	PASSED	PASS%	NO. OF FIRST CLASSES	% AGE OF FIRST CLASSES	NO. OF STUDENTS LESS THAN FIRST CLASSE	%AGE OF STUDENTS LESS THAN FIRST CLASSES	FAILED/ COMPT. / OTHERS	FAILED / COMPT./ OTHERS'%A	DEVIATION FROM BENCH MARK		100 %1ST CLASS
	CLASS - X												*100 % PASS*	*80% 1ST CLASS*	
34	DAUSA	RAJASTHAN	JAIPUR	76	76	100.00	73	96.05	3	0.04	0	0.00		16.05	
35	DUNGARPUR	RAJASTHAN	JAIPUR	71	70	98.59	51	71.83	19	0.27	1	1.41	-1.41	-8.17	
36	JHALAWAR	RAJASTHAN	JAIPUR	79	79	100.00	72	91.14	7	0.09	0	0.00		11.14	
37	JALORE	RAJASTHAN	JAIPUR	80	76	95.00	62	77.50	14	0.18	4	5.00	-5.00	-2.50	
38	JAISALMER	RAJASTHAN	JAIPUR	82	82	100.00	68	82.93	14	0.17	0	0.00		2.93	
39	JAIPUR	RAJASTHAN	JAIPUR	83	83	100.00	80	96.39	3	0.04	0	0.00		16.39	
40	JHUNJHUNU	RAJASTHAN	JAIPUR	67	67	100.00	63	94.03	4	0.06	0	0.00		14.03	
41	JODHPUR	RAJASTHAN	JAIPUR	77	77	100.00	70	90.91	7	0.09	0	0.00		10.91	
42	KOTA	RAJASTHAN	JAIPUR	75	75	100.00	73	97.33	2	0.03	0	0.00		17.33	
43	DHOLPUR	RAJASTHAN	JAIPUR	75	75	100.00	67	89.33	8	0.11	0	0.00		9.33	
44	NAGAUR	RAJASTHAN	JAIPUR	76	75	98.68	73	96.05	2	0.03	1	1.32	-1.32	16.05	
45	PALI	RAJASTHAN	JAIPUR	76	76	100.00	65	85.53	11	0.14	0	0.00		5.53	
46	RAJSAMAND	RAJASTHAN	JAIPUR	75	75	100.00	73	97.33	2	0.03	0	0.00		17.33	
47	SRI GANGANAGAR	RAJASTHAN	JAIPUR	68	68	100.00	44	64.71	24	0.35	0	0.00		-15.29	
48	SIKAR	RAJASTHAN	JAIPUR	79	78	98.73	70	88.61	8	0.10	1	1.27	-1.27	8.61	
49	SIROHI	RAJASTHAN	JAIPUR	77	76	98.70	71	92.21	5	0.06	1	1.30	-1.30	12.21	
50	SAWAI MADHOPUR	RAJASTHAN	JAIPUR	70	69	98.57	56	80.00	13	0.19	1	1.43	-1.43	0.00	
51	TONK	RAJASTHAN	JAIPUR	78	77	98.72	72	92.31	5	0.06	1	1.28	-1.28	12.31	
52	BHARATPUR	RAJASTHAN	JAIPUR	79	79	100.00	75	94.94	4	0.05	0	0.00		14.94	
53	UDAIPUR	RAJASTHAN	JAIPUR	78	78	100.00	73	93.59	5	0.06	0	0.00		13.59	
54	HANUMANGARH	RAJASTHAN	JAIPUR	71	71	100.00	63	88.73	8	0.11	0	0.00		8.73	
55	KARAULI	RAJASTHAN	JAIPUR	75	75	100.00	72	96.00	3	0.04	0	0.00		16.00	
56	BANSWARA-II	RAJASTHAN	JAIPUR	32	32	100.00	31	96.88	1	0.03	0	0.00		16.88	
57	SRI GANGANAGAR	RAJASTHAN	JAIPUR	38	37	97.37	31	81.58	6	0.16	1	2.63	-2.63	1.58	
58	DANTEWADA	CHHATTISGARH	BHOPAL	78	76	97.44	48	61.54	28	0.36	2	2.56	-2.56	-18.46	
59	RAIGARH	CHHATTISGARH	BHOPAL	79	79	100.00	78	98.73	1	0.01	0	0.00		18.73	
60	KORBA	CHHATTISGARH	BHOPAL	82	82	100.00	77	93.90	5	0.06	0	0.00		13.90	
61	JANJGIR CHAMPA	CHHATTISGARH	BHOPAL	42	42	100.00	41	97.62	1	0.02	0	0.00		17.62	
62	KABIRDHAM	CHHATTISGARH	BHOPAL	81	80	98.77	75	92.59	5	0.06	1	1.23	-1.23	12.59	
63	DURG	CHHATTISGARH	BHOPAL	81	81	100.00	78	96.30	3	0.04	0	0.00		16.30	
64	RAJNANDGAON	CHHATTISGARH	BHOPAL	79	79	100.00	75	94.94	4	0.05	0	0.00		14.94	
65	BILASPUR	CHHATTISGARH	BHOPAL	76	76	100.00	70	92.11	6	0.08	0	0.00		12.11	
66	MAHASAMUND	CHHATTISGARH	BHOPAL	82	82	100.00	77	93.90	5	0.06	0	0.00		13.90	
67	KOREA	CHHATTISGARH	BHOPAL	39	39	100.00	38	97.44	1	0.03	0	0.00		17.44	
68	SURAJPUR	CHHATTISGARH	BHOPAL	85	84	98.82	81	95.29	3	0.04	1	1.18	-1.18	15.29	
69	BASTAR	CHHATTISGARH	BHOPAL	73	71	97.26	62	84.93	9	0.12	2	2.74	-2.74	4.93	
70	JASHPUR	CHHATTISGARH	BHOPAL	38	38	100.00	36	94.74	2	0.05	0	0.00		14.74	
71	KANKER	CHHATTISGARH	BHOPAL	81	81	100.00	78	96.30	3	0.04	0	0.00		16.30	
72	DHAMTARI	CHHATTISGARH	BHOPAL	80	80	100.00	75	93.75	5	0.06	0	0.00		13.75	

CBSE BOARD EXAMINATION RESULTS - 2020

SL. NO.	DISTRICT	STATE/UT	REGION	APPEARED	PASSED	PASS%	NO. OF FIRST CLASSES	% AGE OF FIRST CLASSES	NO. OF STUDENTS LESS THAN FIRST CLASSE	%AGE OF STUDENTS LESS THAN FIRST CLASSES	FAILED/ COMPT. / OTHERS	FAILED / COMPT./ OTHERS'%A	DEVIATION FROM BENCH MARK		100 %1ST CLASS
	CLASS - X												*100 % PASS*	*80% 1ST CLASS*	
73	RAIPUR	CHHATTISGARH	BHOPAL	77	77	100.00	74	96.10	3	0.04	0	0.00		16.10	
74	SUKMA - II	CHHATTISGARH	BHOPAL	40	40	100.00	36	90.00	4	0.10	0	0.00		10.00	
75	JHARSUGUDA	ODISHA	BHOPAL	80	80	100.00	74	92.50	6	0.08	0	0.00		12.50	
76	ANGUL	ODISHA	BHOPAL	82	81	98.78	77	93.90	4	0.05	1	1.22	-1.22	13.90	
77	KHURDA	ODISHA	BHOPAL	42	42	100.00	42	100.00	0	0.00	0	0.00		20.00	Yes
78	BARGARH	ODISHA	BHOPAL	42	42	100.00	42	100.00	0	0.00	0	0.00		20.00	Yes
79	BOUDH	ODISHA	BHOPAL	81	79	97.53	67	82.72	12	0.15	2	2.47	-2.47	2.72	
80	CUTTACK	ODISHA	BHOPAL	81	81	100.00	80	98.77	1	0.01	0	0.00		18.77	
81	KENDRAPADA	ODISHA	BHOPAL	78	77	98.72	74	94.87	3	0.04	1	1.28	-1.28	14.87	
82	BHADRAK	ODISHA	BHOPAL	41	41	100.00	40	97.56	1	0.02	0	0.00		17.56	
83	GAJAPATI	ODISHA	BHOPAL	78	78	100.00	73	93.59	5	0.06	0	0.00		13.59	
84	NABARANGPUR	ODISHA	BHOPAL	81	81	100.00	77	95.06	4	0.05	0	0.00		15.06	
85	NAYAGARH	ODISHA	BHOPAL	39	39	100.00	39	100.00	0	0.00	0	0.00		20.00	Yes
86	MALKANGIRI - I	ODISHA	BHOPAL	79	79	100.00	74	93.67	5	0.06	0	0.00		13.67	
87	JAJPUR	ODISHA	BHOPAL	41	41	100.00	40	97.56	1	0.02	0	0.00		17.56	
88	JAGATSINGHPUR	ODISHA	BHOPAL	40	40	100.00	38	95.00	2	0.05	0	0.00		15.00	
89	KORAPUT	ODISHA	BHOPAL	77	72	93.51	51	66.23	21	0.27	5	6.49	-6.49	-13.77	
90	KALAHANDI	ODISHA	BHOPAL	80	78	97.50	73	91.25	5	0.06	2	2.50	-2.50	11.25	
91	MAYURBHANJ	ODISHA	BHOPAL	81	80	98.77	80	98.77	0	0.00	1	1.23	-1.23	18.77	
92	SUNDARGARH	ODISHA	BHOPAL	81	81	100.00	76	93.83	5	0.06	0	0.00		13.83	
93	BALASORE	ODISHA	BHOPAL	83	83	100.00	82	98.80	1	0.01	0	0.00		18.80	
94	BOLANGIR	ODISHA	BHOPAL	79	79	100.00	74	93.67	5	0.06	0	0.00		13.67	
95	SAMBALPUR	ODISHA	BHOPAL	83	83	100.00	80	96.39	3	0.04	0	0.00		16.39	
96	KEONJHAR	ODISHA	BHOPAL	82	82	100.00	79	96.34	3	0.04	0	0.00		16.34	
97	PHULBANI	ODISHA	BHOPAL	71	70	98.59	66	92.96	4	0.06	1	1.41	-1.41	12.96	
98	DHENKANAL	ODISHA	BHOPAL	81	81	100.00	79	97.53	2	0.02	0	0.00		17.53	
99	GANJAM	ODISHA	BHOPAL	83	82	98.80	75	90.36	7	0.08	1	1.20	-1.20	10.36	
100	SONEPUR	ODISHA	BHOPAL	39	39	100.00	39	100.00	0	0.00	0	0.00		20.00	Yes
101	RAYAGADA	ODISHA	BHOPAL	40	40	100.00	37	92.50	3	0.08	0	0.00		12.50	
102	DEOGARH	ODISHA	BHOPAL	41	41	100.00	38	92.68	3	0.07	0	0.00		12.68	
103	MALKANGIRI - I	ODISHA	BHOPAL	36	36	100.00	32	88.89	4	0.11	0	0.00		8.89	
104	NUAPADA	ODISHA	BHOPAL	83	82	98.80	77	92.77	5	0.06	1	1.20	-1.20	12.77	
105	PURI	ODISHA	BHOPAL	78	78	100.00	77	98.72	1	0.01	0	0.00		18.72	
106	UTTAR 24 PARGA	W.BENGAL	PATNA	39	39	100.00	39	100.00	0	0.00	0	0.00		20.00	Yes
107	DARJEELING	W.BENGAL	PATNA	33	32	96.97	27	81.82	5	0.15	1	3.03	-3.03	1.82	
108	UTTAR DINAJPUR	W.BENGAL	PATNA	38	35	92.11	32	84.21	3	0.08	3	7.89	-7.89	4.21	
109	BIRBHUM	W.BENGAL	PATNA	77	74	96.10	68	88.31	6	0.08	3	3.90	-3.90	8.31	
110	BURDWAN	W.BENGAL	PATNA	42	42	100.00	42	100.00	0	0.00	0	0.00		20.00	Yes
111	HOOGHLY	W.BENGAL	PATNA	80	80	100.00	71	88.75	9	0.11	0	0.00		8.75	

CBSE BOARD EXAMINATION RESULTS - 2020

SL. NO.	DISTRICT	STATE/UT	REGION	APPEARED	PASSED	PASS%	NO. OF FIRST CLASSES	% AGE OF FIRST CLASSES	NO. OF STUDENTS LESS THAN FIRST CLASSE	%AGE OF STUDENTS LESS THAN FIRST CLASSES	FAILED/ COMPT. / OTHERS	FAILED / COMPT./ OTHERS'%A	DEVIATION FROM BENCH MARK		100 %1ST CLASS
	CLASS - X												*100 % PASS*	*80% 1ST CLASS*	
112	ALIPURDWAR	W.BENGAL	PATNA	77	76	98.70	72	93.51	4	0.05	1	1.30	-1.30	13.51	
113	MURSHIDABAD	W.BENGAL	PATNA	78	78	100.00	76	97.44	2	0.03	0	0.00		17.44	
114	BANKURA	W.BENGAL	PATNA	37	37	100.00	34	91.89	3	0.08	0	0.00		11.89	
115	E. MEDINIPUR	W.BENGAL	PATNA	38	38	100.00	33	86.84	5	0.13	0	0.00		6.84	
116	PURULIA	W.BENGAL	PATNA	80	80	100.00	73	91.25	7	0.09	0	0.00		11.25	
117	W. MEDINAPUR	W.BENGAL	PATNA	38	38	100.00	34	89.47	4	0.11	0	0.00		9.47	
118	KOOCH BIHAR	W.BENGAL	PATNA	39	38	97.44	37	94.87	1	0.03	1	2.56	-2.56	14.87	
119	S. 24 PARAGANA	W.BENGAL	PATNA	30	30	100.00	27	90.00	3	0.10	0	0.00		10.00	
120	DAKSHIN DINAJP	W.BENGAL	PATNA	37	37	100.00	36	97.30	1	0.03	0	0.00		17.30	
121	NADIA	W.BENGAL	PATNA	76	74	97.37	69	90.79	5	0.07	2	2.63	-2.63	10.79	
122	S.24 PARAGANAS	W.BENGAL	PATNA	40	40	100.00	37	92.50	3	0.08	0	0.00		12.50	
123	JAMMU- I	J&K	CHANDIGARH	39	39	100.00	37	94.87	2	0.05	0	0.00		14.87	
124	REASI	J&K	CHANDIGARH	39	39	100.00	35	89.74	4	0.10	0	0.00		9.74	
125	SANGRUR	PB	CHANDIGARH	71	71	100.00	69	97.18	2	0.03	0	0.00		17.18	
126	F/SAHIB	PB	CHANDIGARH	55	50	90.91	39	70.91	11	0.20	5	9.09	-9.09	-9.09	
127	MUKTSAR	PB	CHANDIGARH	77	76	98.70	67	87.01	9	0.12	1	1.30	-1.30	7.01	
128	PATIALA	PB	CHANDIGARH	64	64	100.00	42	65.63	22	0.34	0	0.00		-14.38	
129	KAPURTHALA	PB	CHANDIGARH	59	56	94.92	22	37.29	34	0.58	3	5.08	-5.08	-42.71	
130	SBS NAGAR	PB	CHANDIGARH	66	63	95.45	49	74.24	14	0.21	3	4.55	-4.55	-5.76	
131	TARAN TARAN	PB	CHANDIGARH	76	76	100.00	62	81.58	14	0.18	0	0.00		1.58	
132	ROPAR	PB	CHANDIGARH	74	74	100.00	66	89.19	8	0.11	0	0.00		9.19	
133	PATHANKOT	PB	CHANDIGARH	71	71	100.00	61	85.92	10	0.14	0	0.00		5.92	
134	FEROZPUR	PB	CHANDIGARH	77	77	100.00	66	85.71	11	0.14	0	0.00		5.71	
135	BHATINDA	PB	CHANDIGARH	76	76	100.00	70	92.11	6	0.08	0	0.00		12.11	
136	JALLANDHAR	PB	CHANDIGARH	67	67	100.00	52	77.61	15	0.22	0	0.00		-2.39	
137	MANSA	PB	CHANDIGARH	72	71	98.61	68	94.44	3	0.04	1	1.39	-1.39	14.44	
138	MOGA	PB	CHANDIGARH	74	74	100.00	71	95.95	3	0.04	0	0.00		15.95	
139	HOSHIARPUR	PB	CHANDIGARH	77	76	98.70	69	89.61	7	0.09	1	1.30	-1.30	9.61	
140	LUDHIANA	PB	CHANDIGARH	72	72	100.00	70	97.22	2	0.03	0	0.00		17.22	
141	FARIDKOT	PB	CHANDIGARH	72	72	100.00	54	75.00	18	0.25	0	0.00		-5.00	
142	AMRITSAR -I	PB	CHANDIGARH	79	78	98.73	75	94.94	3	0.04	1	1.27	-1.27	14.94	
143	BARNALA	PB	CHANDIGARH	75	75	100.00	70	93.33	5	0.07	0	0.00		13.33	
144	MOHALI	PB	CHANDIGARH	73	71	97.26	66	90.41	5	0.07	2	2.74	-2.74	10.41	
145	AMRITSAR-II	PB	CHANDIGARH	39	39	100.00	26	66.67	13	0.33	0	0.00		-13.33	
146	CHANDIGARH	PB	CHANDIGARH	79	79	100.00	79	100.00	0	0.00	0	0.00		20.00	Yes
147	SHOPIAN	J&K	CHANDIGARH	27	27	100.00	23	85.19	4	0.15	0	0.00		5.19	
148	BARMULLA	J&K	CHANDIGARH	66	62	93.94	45	68.18	17	0.26	4	6.06	-6.06	-11.82	
149	LEH	J&K	CHANDIGARH	76	76	100.00	60	78.95	16	0.21	0	0.00		-1.05	
150	KATHUA	J&K	CHANDIGARH	79	78	98.73	70	88.61	8	0.10	1	1.27	-1.27	8.61	

CBSE BOARD EXAMINATION RESULTS - 2020

SL. NO.	DISTRICT	STATE/UT	REGION	APPEARED	PASSED	PASS%	NO. OF FIRST CLASSES	% AGE OF FIRST CLASSES	NO. OF STUDENTS LESS THAN FIRST CLASSE	%AGE OF STUDENTS LESS THAN FIRST CLASSES	FAILED/ COMPT. / OTHERS	FAILED / COMPT./ OTHERS'%A	DEVIATION FROM BENCH MARK		100 %1ST CLASS
	CLASS - X												*100 % PASS*	*80% 1ST CLASS*	
151	KUPWARA	J&K	CHANDIGARH	50	50	100.00	47	94.00	3	0.06	0	0.00		14.00	
152	RAJOURI	J&K	CHANDIGARH	77	77	100.00	54	70.13	23	0.30	0	0.00		-9.87	
153	UDHAMPUR	J&K	CHANDIGARH	80	78	97.50	61	76.25	17	0.21	2	2.50	-2.50	-3.75	
154	SAMBA	J&K	CHANDIGARH	70	70	100.00	50	71.43	20	0.29	0	0.00		-8.57	
155	ANANTNAG	J&K	CHANDIGARH	59	59	100.00	46	77.97	13	0.22	0	0.00		-2.03	
156	KARGIL	J&K	CHANDIGARH	39	38	97.44	33	84.62	5	0.13	1	2.56	-2.56	4.62	
157	GANDERBAL	J&K	CHANDIGARH	65	65	100.00	57	87.69	8	0.12	0	0.00		7.69	
158	DODA	J&K	CHANDIGARH	38	38	100.00	36	94.74	2	0.05	0	0.00		14.74	
159	BADGAM	J&K	CHANDIGARH	36	36	100.00	32	88.89	4	0.11	0	0.00		8.89	
160	POONCH	J&K	CHANDIGARH	39	38	97.44	28	71.79	10	0.26	1	2.56	-2.56	-8.21	
161	KULGAM	J&K	CHANDIGARH	19	19	100.00	11	57.89	8	0.42	0	0.00		-22.11	
162	JAFFARPURKALAN	DELHI	JAIPUR	74	73	98.65	67	90.54	6	0.08	1	1.35	-1.35	10.54	
163	AMRAVATI	MAHARASHTRA	PUNE	70	70	100.00	67	95.71	3	0.04	0	0.00		15.71	
164	LATUR	MAHARASHTRA	PUNE	78	78	100.00	77	98.72	1	0.01	0	0.00		18.72	
165	GADCHIROLI	MAHARASHTRA	PUNE	79	78	98.73	66	83.54	12	0.15	1	1.27	-1.27	3.54	
166	NANDED	MAHARASHTRA	PUNE	81	80	98.77	76	93.83	4	0.05	1	1.23	-1.23	13.83	
167	THANE	MAHARASHTRA	PUNE	80	79	98.75	76	95.00	3	0.04	1	1.25	-1.25	15.00	
168	OSMANABAD	MAHARASHTRA	PUNE	79	79	100.00	77	97.47	2	0.03	0	0.00		17.47	
169	NAGPUR	MAHARASHTRA	PUNE	77	76	98.70	71	92.21	5	0.06	1	1.30	-1.30	12.21	
170	GONDIA	MAHARASHTRA	PUNE	76	76	100.00	75	98.68	1	0.01	0	0.00		18.68	
171	NASIK	MAHARASHTRA	PUNE	75	75	100.00	71	94.67	4	0.05	0	0.00		14.67	
172	BULDANA	MAHARASHTRA	PUNE	80	80	100.00	78	97.50	2	0.03	0	0.00		17.50	
173	WARDHA	MAHARASHTRA	PUNE	79	79	100.00	77	97.47	2	0.03	0	0.00		17.47	
174	JALGAON	MAHARASHTRA	PUNE	77	77	100.00	76	98.70	1	0.01	0	0.00		18.70	
175	YAVATMAL	MAHARASHTRA	PUNE	78	76	97.44	74	94.87	2	0.03	2	2.56	-2.56	14.87	
176	JALNA	MAHARASHTRA	PUNE	76	76	100.00	74	97.37	2	0.03	0	0.00		17.37	
177	BEED	MAHARASHTRA	PUNE	77	77	100.00	73	94.81	4	0.05	0	0.00		14.81	
178	CHANDRAPUR	MAHARASHTRA	PUNE	76	76	100.00	76	100.00	0	0.00	0	0.00		20.00	Yes
179	NANDURBAR I	MAHARASHTRA	PUNE	62	62	100.00	49	79.03	13	0.21	0	0.00		-0.97	
180	AHMEDNAGAR	MAHARASHTRA	PUNE	79	79	100.00	79	100.00	0	0.00	0	0.00		20.00	Yes
181	HINGOLI	MAHARASHTRA	PUNE	72	72	100.00	70	97.22	2	0.03	0	0.00		17.22	
182	SANGLI	MAHARASHTRA	PUNE	81	80	98.77	78	96.30	2	0.02	1	1.23	-1.23	16.30	
183	AURANGABAD	MAHARASHTRA	PUNE	77	77	100.00	76	98.70	1	0.01	0	0.00		18.70	
184	RATNAGIRI	MAHARASHTRA	PUNE	73	73	100.00	71	97.26	2	0.03	0	0.00		17.26	
185	SINDHUDURG	MAHARASHTRA	PUNE	80	80	100.00	80	100.00	0	0.00	0	0.00		20.00	Yes
186	KOLHAPUR	MAHARASHTRA	PUNE	74	74	100.00	74	100.00	0	0.00	0	0.00		20.00	Yes
187	RAIGAD	MAHARASHTRA	PUNE	73	73	100.00	69	94.52	4	0.05	0	0.00		14.52	
188	SATARA	MAHARASHTRA	PUNE	79	79	100.00	78	98.73	1	0.01	0	0.00		18.73	
189	SOLAPUR	MAHARASHTRA	PUNE	79	79	100.00	77	97.47	2	0.03	0	0.00		17.47	

CBSE BOARD EXAMINATION RESULTS - 2020

SL. NO.	DISTRICT	STATE/UT	REGION	APPEARED	PASSED	PASS%	NO. OF FIRST CLASSES	% AGE OF FIRST CLASSES	NO. OF STUDENTS LESS THAN FIRST CLASSE	%AGE OF STUDENTS LESS THAN FIRST CLASSES	FAILED/ COMPT. / OTHERS	FAILED / COMPT./ OTHERS'%A	DEVIATION FROM BENCH MARK		100 %1ST CLASS
	CLASS - X												*100 % PASS*	*80% 1ST CLASS*	
190	WASHIM	MAHARASHTRA	PUNE	80	80	100.00	77	96.25	3	0.04	0	0.00		16.25	
191	PUNE	MAHARASHTRA	PUNE	81	80	98.77	78	96.30	2	0.02	1	1.23	-1.23	16.30	
192	AKOLA	MAHARASHTRA	PUNE	78	78	100.00	73	93.59	5	0.06	0	0.00		13.59	
193	PARBHANI	MAHARASHTRA	PUNE	80	80	100.00	75	93.75	5	0.06	0	0.00		13.75	
194	DHULE	MAHARASHTRA	PUNE	37	36	97.30	34	91.89	2	0.05	1	2.70	-2.70	11.89	
195	CANACONA	GOA	PUNE	77	77	100.00	66	85.71	11	0.14	0	0.00		5.71	
196	VALPOI	GOA	PUNE	68	59	86.76	41	60.29	18	0.26	9	13.24	-13.24	-19.71	
197	DIU	UTS	PUNE	66	54	81.82	7	10.61	47	0.71	12	18.18	-18.18	-69.39	
198	DAMAN	UTS	PUNE	76	70	92.11	53	69.74	17	0.22	6	7.89	-7.89	-10.26	
199	SILI	UTS	PUNE	77	67	87.01	40	51.95	27	0.35	10	12.99	-12.99	-28.05	
200	UPPER SUBANSIR	ARUNACHAL PRA	SHILLONG	39	39	100.00	38	97.44	1	0.03	0	0.00		17.44	
201	LOWER DIBANG V	ARUNACHAL PRA	SHILLONG	72	72	100.00	54	75.00	18	0.25	0	0.00		-5.00	
202	EAST KAMENG	ARUNACHAL PRA	SHILLONG	38	37	97.37	30	78.95	7	0.18	1	2.63	-2.63	-1.05	
203	LOHIT	ARUNACHAL PRA	SHILLONG	75	75	100.00	70	93.33	5	0.07	0	0.00		13.33	
204	TIRAP	ARUNACHAL PRA	SHILLONG	80	79	98.75	53	66.25	26	0.33	1	1.25	-1.25	-13.75	
205	TAWANG	ARUNACHAL PRA	SHILLONG	39	38	97.44	13	33.33	25	0.64	1	2.56	-2.56	-46.67	
206	LOWER SUBANSIR	ARUNACHAL PRA	SHILLONG	80	80	100.00	77	96.25	3	0.04	0	0.00		16.25	
207	CHANGLANG	ARUNACHAL PRA	SHILLONG	80	80	100.00	55	68.75	25	0.31	0	0.00		-11.25	
208	PAPUMPARE	ARUNACHAL PRA	SHILLONG	39	39	100.00	36	92.31	3	0.08	0	0.00		12.31	
209	WEST SIANG	ARUNACHAL PRA	SHILLONG	80	80	100.00	68	85.00	12	0.15	0	0.00		5.00	
210	UPPER SIANG	ARUNACHAL PRA	SHILLONG	37	36	97.30	31	83.78	5	0.14	1	2.70	-2.70	3.78	
211	EAST SIANG	ARUNACHAL PRA	SHILLONG	32	32	100.00	30	93.75	2	0.06	0	0.00		13.75	
212	WEST KAMENG	ARUNACHAL PRA	SHILLONG	41	41	100.00	36	87.80	5	0.12	0	0.00		7.80	
213	KURUNG KUMEY	ARUNACHAL PRA	SHILLONG	23	20	86.96	18	78.26	2	0.09	3	13.04	-13.04	-1.74	
214	ANJAW	ARUNACHAL PRA	SHILLONG	34	34	100.00	23	67.65	11	0.32	0	0.00		-12.35	
215	DIBANG VALLEY	ARUNACHAL PRA	SHILLONG	15	15	100.00	9	60.00	6	0.40	0	0.00		-20.00	
216	KARIMGANJ	ASSAM	SHILLONG	79	79	100.00	71	89.87	8	0.10	0	0.00		9.87	
217	KAMRUP	ASSAM	SHILLONG	74	74	100.00	69	93.24	5	0.07	0	0.00		13.24	
218	NALBARI	ASSAM	SHILLONG	71	71	100.00	71	100.00	0	0.00	0	0.00		20.00	Yes
219	SIBSAGAR	ASSAM	SHILLONG	78	78	100.00	60	76.92	18	0.23	0	0.00		-3.08	
220	SONITPUR	ASSAM	SHILLONG	77	77	100.00	72	93.51	5	0.06	0	0.00		13.51	
221	CACHAR	ASSAM	SHILLONG	82	82	100.00	76	92.68	6	0.07	0	0.00		12.68	
222	JORHAT	ASSAM	SHILLONG	80	80	100.00	65	81.25	15	0.19	0	0.00		1.25	
223	KOKRAJHAR	ASSAM	SHILLONG	80	79	98.75	75	93.75	4	0.05	1	1.25	-1.25	13.75	
224	KARBI ANGLONG-	ASSAM	SHILLONG	78	75	96.15	40	51.28	35	0.45	3	3.85	-3.85	-28.72	
225	DARRANG	ASSAM	SHILLONG	77	77	100.00	69	89.61	8	0.10	0	0.00		9.61	
226	GOLAGHAT	ASSAM	SHILLONG	78	78	100.00	69	88.46	9	0.12	0	0.00		8.46	
227	DIBRUGARH	ASSAM	SHILLONG	73	72	98.63	65	89.04	7	0.10	1	1.37	-1.37	9.04	
228	TINSUKIA	ASSAM	SHILLONG	82	80	97.56	74	90.24	6	0.07	2	2.44	-2.44	10.24	

CBSE BOARD EXAMINATION RESULTS - 2020

SL. NO.	DISTRICT	STATE/UT	REGION	APPEARED	PASSED	PASS%	NO. OF FIRST CLASSES	% AGE OF FIRST CLASSES	NO. OF STUDENTS LESS THAN FIRST CLASSE	%AGE OF STUDENTS LESS THAN FIRST CLASSES	FAILED/ COMPT. / OTHERS	FAILED / COMPT./ OTHERS'%A	DEVIATION FROM BENCH MARK		100 %1ST CLASS
	CLASS - X												*100 % PASS*	*80% 1ST CLASS*	
229	BARPETA	ASSAM	SHILLONG	77	76	98.70	70	90.91	6	0.08	1	1.30	-1.30	10.91	
230	MORIGAON	ASSAM	SHILLONG	63	63	100.00	54	85.71	9	0.14	0	0.00		5.71	
231	LAKHIMPUR	ASSAM	SHILLONG	73	68	93.15	50	68.49	18	0.25	5	6.85	-6.85	-11.51	
232	GOALPARA	ASSAM	SHILLONG	72	66	91.67	41	56.94	25	0.35	6	8.33	-8.33	-23.06	
233	HAILAKANDI	ASSAM	SHILLONG	79	79	100.00	77	97.47	2	0.03	0	0.00		17.47	
234	CHIRANG	ASSAM	SHILLONG	80	78	97.50	74	92.50	4	0.05	2	2.50	-2.50	12.50	
235	DHEMAJI	ASSAM	SHILLONG	81	79	97.53	71	87.65	8	0.10	2	2.47	-2.47	7.65	
236	BONGAIGAON	ASSAM	SHILLONG	77	77	100.00	74	96.10	3	0.04	0	0.00		16.10	
237	NAGAON	ASSAM	SHILLONG	66	66	100.00	57	86.36	9	0.14	0	0.00		6.36	
238	N.C. HILLS	ASSAM	SHILLONG	40	40	100.00	36	90.00	4	0.10	0	0.00		10.00	
239	UDALGURI	ASSAM	SHILLONG	72	70	97.22	63	87.50	7	0.10	2	2.78	-2.78	7.50	
240	BAKSA	ASSAM	SHILLONG	41	41	100.00	36	87.80	5	0.12	0	0.00		7.80	
241	DHUBRI	ASSAM	SHILLONG	80	80	100.00	72	90.00	8	0.10	0	0.00		10.00	
242	BAITHALANGSO	ASSAM	SHILLONG	42	42	100.00	30	71.43	12	0.29	0	0.00		-8.57	
243	EAST GARO HILL	MEGHALAYA	SHILLONG	48	48	100.00	23	47.92	25	0.52	0	0.00		-32.08	
244	SOUTH GARO HIL	MEGHALAYA	SHILLONG	34	31	91.18	8	23.53	23	0.68	3	8.82	-8.82	-56.47	
245	RIBHOI	MEGHALAYA	SHILLONG	73	73	100.00	44	60.27	29	0.40	0	0.00		-19.73	
246	WEST JAINTIA H	MEGHALAYA	SHILLONG	78	67	85.90	38	48.72	29	0.37	11	14.10	-14.10	-31.28	
247	WEST KHASI HIL	MEGHALAYA	SHILLONG	77	77	100.00	72	93.51	5	0.06	0	0.00		13.51	
248	WEST GARO HILL	MEGHALAYA	SHILLONG	79	72	91.14	53	67.09	19	0.24	7	8.86	-8.86	-12.91	
249	EAST KHASI HIL	MEGHALAYA	SHILLONG	40	40	100.00	29	72.50	11	0.28	0	0.00		-7.50	
250	EAST KHASI HIL	MEGHALAYA	SHILLONG	35	35	100.00	29	82.86	6	0.17	0	0.00		2.86	
251	BISHNUPUR	MANIPUR	SHILLONG	80	80	100.00	79	98.75	1	0.01	0	0.00		18.75	
252	THOUBAL	MANIPUR	SHILLONG	82	82	100.00	79	96.34	3	0.04	0	0.00		16.34	
253	CHURACHANDPUR	MANIPUR	SHILLONG	80	79	98.75	68	85.00	11	0.14	1	1.25	-1.25	5.00	
254	SENAPATI - I	MANIPUR	SHILLONG	71	71	100.00	57	80.28	14	0.20	0	0.00		0.28	
255	UKHRUL - I	MANIPUR	SHILLONG	79	79	100.00	70	88.61	9	0.11	0	0.00		8.61	
256	IMPHAL WEST	MANIPUR	SHILLONG	82	78	95.12	73	89.02	5	0.06	4	4.88	-4.88	9.02	
257	CHANDEL	MANIPUR	SHILLONG	72	72	100.00	65	90.28	7	0.10	0	0.00		10.28	
258	TAMENGLONG	MANIPUR	SHILLONG	74	74	100.00	61	82.43	13	0.18	0	0.00		2.43	
259	IMPHAL EAST	MANIPUR	SHILLONG	82	82	100.00	77	93.90	5	0.06	0	0.00		13.90	
260	UKHRUL - II	MANIPUR	SHILLONG	39	39	100.00	36	92.31	3	0.08	0	0.00		12.31	
261	SENAPATI - II	MANIPUR	SHILLONG	43	43	100.00	29	67.44	14	0.33	0	0.00		-12.56	
262	SERCHIP	MIZORAM	SHILLONG	29	29	100.00	29	100.00	0	0.00	0	0.00		20.00	Yes
263	CHAMPHAI	MIZORAM	SHILLONG	34	30	88.24	8	23.53	22	0.65	4	11.76	-11.76	-56.47	
264	KOLASIB	MIZORAM	SHILLONG	21	21	100.00	5	23.81	16	0.76	0	0.00		-56.19	
265	MAMIT	MIZORAM	SHILLONG	12	12	100.00	9	75.00	3	0.25	0	0.00		-5.00	
266	LUNGLEI	MIZORAM	SHILLONG	35	35	100.00	21	60.00	14	0.40	0	0.00		-20.00	
267	LAWNGTLAI	MIZORAM	SHILLONG	69	69	100.00	28	40.58	41	0.59	0	0.00		-39.42	

CBSE BOARD EXAMINATION RESULTS - 2020

SL. NO.	DISTRICT	STATE/UT	REGION	APPEARED	PASSED	PASS%	NO. OF FIRST CLASSES	% AGE OF FIRST CLASSES	NO. OF STUDENTS LESS THAN FIRST CLASSE	%AGE OF STUDENTS LESS THAN FIRST CLASSES	FAILED/ COMPT. / OTHERS	FAILED / COMPT./ OTHERS'%A	DEVIATION FROM BENCH MARK		100 %1ST CLASS
	CLASS - X												*100 % PASS*	*80% 1ST CLASS*	
268	TUENSANG	NAGALAND	SHILLONG	26	25	96.15	16	61.54	9	0.35	1	3.85	-3.85	-18.46	
269	KOHIMA	NAGALAND	SHILLONG	34	33	97.06	16	47.06	17	0.50	1	2.94	-2.94	-32.94	
270	WOKHA	NAGALAND	SHILLONG	31	29	93.55	12	38.71	17	0.55	2	6.45	-6.45	-41.29	
271	PHEK	NAGALAND	SHILLONG	17	17	100.00	14	82.35	3	0.18	0	0.00		2.35	
272	MOKOKCHUNG	NAGALAND	SHILLONG	20	20	100.00	6	30.00	14	0.70	0	0.00		-50.00	
273	MON	NAGALAND	SHILLONG	68	65	95.59	17	25.00	48	0.71	3	4.41	-4.41	-55.00	
274	DIMAPUR	NAGALAND	SHILLONG	47	29	61.70	8	17.02	21	0.45	18	38.30	-38.30	-62.98	
275	PEREN	NAGALAND	SHILLONG	61	61	100.00	45	73.77	16	0.26	0	0.00		-6.23	
276	ZUNHEBOTO	NAGALAND	SHILLONG	18	17	94.44	1	5.56	16	0.89	1	5.56	-5.56	-74.44	
277	LONGLENG	NAGALAND	SHILLONG	24	8	33.33	0	0.00	8	0.33	16	66.67	-66.67	-80.00	
278	WEST SIKKIM	SIKKIM	SHILLONG	69	69	100.00	53	76.81	16	0.23	0	0.00		-3.19	
279	NORTH SIKKIM	SIKKIM	SHILLONG	36	36	100.00	27	75.00	9	0.25	0	0.00		-5.00	
280	SOUTH SIKKIM	SIKKIM	SHILLONG	70	70	100.00	47	67.14	23	0.33	0	0.00		-12.86	
281	EAST SIKKIM	SIKKIM	SHILLONG	38	38	100.00	37	97.37	1	0.03	0	0.00		17.37	
282	KHOWAI	TRIPURA	SHILLONG	80	79	98.75	70	87.50	9	0.11	1	1.25	-1.25	7.50	
283	GOMATI	TRIPURA	SHILLONG	81	79	97.53	68	83.95	11	0.14	2	2.47	-2.47	3.95	
284	DHALAI	TRIPURA	SHILLONG	79	79	100.00	72	91.14	7	0.09	0	0.00		11.14	
285	NORTH TRIPURA	TRIPURA	SHILLONG	78	78	100.00	70	89.74	8	0.10	0	0.00		9.74	
286	PANIPAT	HARYANA	JAIPUR	77	75	97.40	63	81.82	12	0.16	2	2.60	-2.60	1.82	
287	JHAJJAR	HARYANA	JAIPUR	67	67	100.00	61	91.04	6	0.09	0	0.00		11.04	
288	HISSAR	HARYANA	JAIPUR	75	74	98.67	68	90.67	6	0.08	1	1.33	-1.33	10.67	
289	JIND	HARYANA	JAIPUR	75	73	97.33	62	82.67	11	0.15	2	2.67	-2.67	2.67	
290	SIRSA	HARYANA	JAIPUR	79	77	97.47	64	81.01	13	0.16	2	2.53	-2.53	1.01	
291	MOHINDERGARH	HARYANA	JAIPUR	73	72	98.63	56	76.71	16	0.22	1	1.37	-1.37	-3.29	
292	SONEPAT	HARYANA	JAIPUR	70	68	97.14	49	70.00	19	0.27	2	2.86	-2.86	-10.00	
293	KAITHAL	HARYANA	JAIPUR	68	68	100.00	50	73.53	18	0.26	0	0.00		-6.47	
294	BHIWANI	HARYANA	JAIPUR	79	78	98.73	72	91.14	6	0.08	1	1.27	-1.27	11.14	
295	FARIDABAD	HARYANA	JAIPUR	79	75	94.94	64	81.01	11	0.14	4	5.06	-5.06	1.01	
296	KURUKSHETRA	HARYANA	JAIPUR	74	74	100.00	70	94.59	4	0.05	0	0.00		14.59	
297	REWARI	HARYANA	JAIPUR	71	71	100.00	68	95.77	3	0.04	0	0.00		15.77	
298	NUH	HARYANA	JAIPUR	73	68	93.15	54	73.97	14	0.19	5	6.85	-6.85	-6.03	
299	PANCHKULA	HARYANA	JAIPUR	79	79	100.00	68	86.08	11	0.14	0	0.00		6.08	
300	KARNAL	HARYANA	JAIPUR	72	70	97.22	67	93.06	3	0.04	2	2.78	-2.78	13.06	
301	AMBALA	HARYANA	JAIPUR	69	69	100.00	48	69.57	21	0.30	0	0.00		-10.43	
302	YAMUNANAGAR	HARYANA	JAIPUR	75	72	96.00	65	86.67	7	0.09	3	4.00	-4.00	6.67	
303	ROHTAK	HARYANA	JAIPUR	75	75	100.00	62	82.67	13	0.17	0	0.00		2.67	
304	FATEHABAD	HARYANA	JAIPUR	78	77	98.72	59	75.64	18	0.23	1	1.28	-1.28	-4.36	
305	GURUGRAM	HARYANA	JAIPUR	70	69	98.57	64	91.43	5	0.07	1	1.43	-1.43	11.43	
306	UNA	HP	CHANDIGARH	78	77	98.72	74	94.87	3	0.04	1	1.28	-1.28	14.87	

CBSE BOARD EXAMINATION RESULTS - 2020

SL. NO.	DISTRICT	STATE/UT	REGION	APPEARED	PASSED	PASS%	NO. OF FIRST CLASSES	% AGE OF FIRST CLASSES	NO. OF STUDENTS LESS THAN FIRST CLASSE	%AGE OF STUDENTS LESS THAN FIRST CLASSES	FAILED/ COMPT. / OTHERS	FAILED / COMPT./ OTHERS'%A	DEVIATION FROM BENCH MARK		100 %1ST CLASS
	CLASS - X												*100 % PASS*	*80% 1ST CLASS*	
307	MANDI	HP	CHANDIGARH	77	77	100.00	77	100.00	0	0.00	0	0.00		20.00	Yes
308	KINNAUR	HP	CHANDIGARH	39	39	100.00	36	92.31	3	0.08	0	0.00		12.31	
309	CHAMBA	HP	CHANDIGARH	75	74	98.67	63	84.00	11	0.15	1	1.33	-1.33	4.00	
310	SHIMLA	HP	CHANDIGARH	69	69	100.00	66	95.65	3	0.04	0	0.00		15.65	
311	HAMIRPUR	HP	CHANDIGARH	78	78	100.00	74	94.87	4	0.05	0	0.00		14.87	
312	KANGRA	HP	CHANDIGARH	77	77	100.00	71	92.21	6	0.08	0	0.00		12.21	
313	BILASPUR	HP	CHANDIGARH	76	76	100.00	72	94.74	4	0.05	0	0.00		14.74	
314	SOLAN	HP	CHANDIGARH	77	77	100.00	75	97.40	2	0.03	0	0.00		17.40	
315	LAHUL-SPITI	HP	CHANDIGARH	40	40	100.00	33	82.50	7	0.18	0	0.00		2.50	
316	KULLU	HP	CHANDIGARH	77	77	100.00	75	97.40	2	0.03	0	0.00		17.40	
317	MANDYA	KARNATAKA	HYDERABAD	81	81	100.00	78	96.30	3	0.04	0	0.00		16.30	
318	SHIMOGA	KARNATAKA	HYDERABAD	79	78	98.73	65	82.28	13	0.16	1	1.27	-1.27	2.28	
319	BANGLORE RURAL	KARNATAKA	HYDERABAD	78	77	98.72	65	83.33	12	0.15	1	1.28	-1.28	3.33	
320	CHIKKABALLAPUR	KARNATAKA	HYDERABAD	81	81	100.00	69	85.19	12	0.15	0	0.00		5.19	
321	YADAGERE	KARNATAKA	HYDERABAD	82	82	100.00	76	92.68	6	0.07	0	0.00		12.68	
322	KOPPAL	KARNATAKA	HYDERABAD	83	83	100.00	79	95.18	4	0.05	0	0.00		15.18	
323	CHIKMAGLORE	KARNATAKA	HYDERABAD	83	83	100.00	83	100.00	0	0.00	0	0.00		20.00	Yes
324	DHARWAD	KARNATAKA	HYDERABAD	78	78	100.00	66	84.62	12	0.15	0	0.00		4.62	
325	HASSAN	KARNATAKA	HYDERABAD	84	84	100.00	83	98.81	1	0.01	0	0.00		18.81	
326	KODAGU	KARNATAKA	HYDERABAD	83	81	97.59	77	92.77	4	0.05	2	2.41	-2.41	12.77	
327	BIDAR	KARNATAKA	HYDERABAD	84	83	98.81	80	95.24	3	0.04	1	1.19	-1.19	15.24	
328	BELGAUM	KARNATAKA	HYDERABAD	81	81	100.00	80	98.77	1	0.01	0	0.00		18.77	
329	BELLARY	KARNATAKA	HYDERABAD	81	81	100.00	77	95.06	4	0.05	0	0.00		15.06	
330	CHAMARAJNAGAR	KARNATAKA	HYDERABAD	80	80	100.00	67	83.75	13	0.16	0	0.00		3.75	
331	CHITRADURGA	KARNATAKA	HYDERABAD	76	76	100.00	67	88.16	9	0.12	0	0.00		8.16	
332	TUMKUR	KARNATAKA	HYDERABAD	82	81	98.78	72	87.80	9	0.11	1	1.22	-1.22	7.80	
333	N.CANARA	KARNATAKA	HYDERABAD	80	80	100.00	75	93.75	5	0.06	0	0.00		13.75	
334	BIJAPUR	KARNATAKA	HYDERABAD	83	83	100.00	83	100.00	0	0.00	0	0.00		20.00	Yes
335	UDIPPI	KARNATAKA	HYDERABAD	77	77	100.00	71	92.21	6	0.08	0	0.00		12.21	
336	BANGLORE URBAN	KARNATAKA	HYDERABAD	78	78	100.00	75	96.15	3	0.04	0	0.00		16.15	
337	RAICHUR	KARNATAKA	HYDERABAD	82	82	100.00	68	82.93	14	0.17	0	0.00		2.93	
338	GADAG	KARNATAKA	HYDERABAD	81	80	98.77	79	97.53	1	0.01	1	1.23	-1.23	17.53	
339	HAVERI	KARNATAKA	HYDERABAD	81	81	100.00	66	81.48	15	0.19	0	0.00		1.48	
340	SOUTH CANARA	KARNATAKA	HYDERABAD	82	80	97.56	79	96.34	1	0.01	2	2.44	-2.44	16.34	
341	DAVANGERE	KARNATAKA	HYDERABAD	79	79	100.00	78	98.73	1	0.01	0	0.00		18.73	
342	BHAGALKOT	KARNATAKA	HYDERABAD	79	79	100.00	75	94.94	4	0.05	0	0.00		14.94	
343	MYSORE	KARNATAKA	HYDERABAD	84	84	100.00	73	86.90	11	0.13	0	0.00		6.90	
344	KALABURGI-II	KARNATAKA	HYDERABAD	77	77	100.00	76	98.70	1	0.01	0	0.00		18.70	
345	BALAGHAT	MADHYA PRADES	BHOPAL	81	81	100.00	80	98.77	1	0.01	0	0.00		18.77	

CBSE BOARD EXAMINATION RESULTS - 2020

SL. NO.	DISTRICT	STATE/UT	REGION	APPEARED	PASSED	PASS%	NO. OF FIRST CLASSES	% AGE OF FIRST CLASSES	NO. OF STUDENTS LESS THAN FIRST CLASSE	%AGE OF STUDENTS LESS THAN FIRST CLASSES	FAILED/ COMPT. / OTHERS	FAILED / COMPT./ OTHERS'%A	DEVIATION FROM BENCH MARK		100 %1ST CLASS
	CLASS - X												*100 % PASS*	*80% 1ST CLASS*	
346	BETUL	MADHYA PRADES	BHOPAL	81	81	100.00	72	88.89	9	0.11	0	0.00		8.89	
347	BHIND	MADHYA PRADES	BHOPAL	82	82	100.00	81	98.78	1	0.01	0	0.00		18.78	
348	BHOPAL	MADHYA PRADES	BHOPAL	80	80	100.00	73	91.25	7	0.09	0	0.00		11.25	
349	CHHATARPUR	MADHYA PRADES	BHOPAL	79	79	100.00	76	96.20	3	0.04	0	0.00		16.20	
350	CHHINDWARA	MADHYA PRADES	BHOPAL	78	78	100.00	71	91.03	7	0.09	0	0.00		11.03	
351	DAMOH	MADHYA PRADES	BHOPAL	82	82	100.00	76	92.68	6	0.07	0	0.00		12.68	
352	DATIA	MADHYA PRADES	BHOPAL	78	78	100.00	55	70.51	23	0.29	0	0.00		-9.49	
353	DEWAS	MADHYA PRADES	BHOPAL	79	79	100.00	72	91.14	7	0.09	0	0.00		11.14	
354	DHAR	MADHYA PRADES	BHOPAL	80	80	100.00	80	100.00	0	0.00	0	0.00		20.00	Yes
355	ASHOKNAGAR	MADHYA PRADES	BHOPAL	79	75	94.94	67	84.81	8	0.10	4	5.06	-5.06	4.81	
356	GWALIOR	MADHYA PRADES	BHOPAL	75	75	100.00	56	74.67	19	0.25	0	0.00		-5.33	
357	HOSHANGABAD	MADHYA PRADES	BHOPAL	80	80	100.00	71	88.75	9	0.11	0	0.00		8.75	
358	INDORE	MADHYA PRADES	BHOPAL	80	78	97.50	66	82.50	12	0.15	2	2.50	-2.50	2.50	
359	JABALPUR	MADHYA PRADES	BHOPAL	81	80	98.77	75	92.59	5	0.06	1	1.23	-1.23	12.59	
360	ALIRAJPUR	MADHYA PRADES	BHOPAL	78	74	94.87	55	70.51	19	0.24	4	5.13	-5.13	-9.49	
361	KHANDWA	MADHYA PRADES	BHOPAL	79	75	94.94	57	72.15	18	0.23	4	5.06	-5.06	-7.85	
362	KHARGONE	MADHYA PRADES	BHOPAL	81	78	96.30	71	87.65	7	0.09	3	3.70	-3.70	7.65	
363	NEEMUCH	MADHYA PRADES	BHOPAL	76	76	100.00	60	78.95	16	0.21	0	0.00		-1.05	
364	MANDLA	MADHYA PRADES	BHOPAL	82	81	98.78	73	89.02	8	0.10	1	1.22	-1.22	9.02	
365	MORENA	MADHYA PRADES	BHOPAL	83	82	98.80	72	86.75	10	0.12	1	1.20	-1.20	6.75	
366	NARSINGHPUR	MADHYA PRADES	BHOPAL	79	79	100.00	72	91.14	7	0.09	0	0.00		11.14	
367	PANNA	MADHYA PRADES	BHOPAL	78	77	98.72	71	91.03	6	0.08	1	1.28	-1.28	11.03	
368	RAJGARH	MADHYA PRADES	BHOPAL	79	79	100.00	74	93.67	5	0.06	0	0.00		13.67	
369	RAISEN	MADHYA PRADES	BHOPAL	76	72	94.74	65	85.53	7	0.09	4	5.26	-5.26	5.53	
370	RATLAM - I	MADHYA PRADES	BHOPAL	77	77	100.00	67	87.01	10	0.13	0	0.00		7.01	
371	REWA	MADHYA PRADES	BHOPAL	82	82	100.00	75	91.46	7	0.09	0	0.00		11.46	
372	SAGAR	MADHYA PRADES	BHOPAL	81	81	100.00	78	96.30	3	0.04	0	0.00		16.30	
373	SATNA	MADHYA PRADES	BHOPAL	79	76	96.20	70	88.61	6	0.08	3	3.80	-3.80	8.61	
374	SEHORE	MADHYA PRADES	BHOPAL	79	79	100.00	73	92.41	6	0.08	0	0.00		12.41	
375	ANUPPUR	MADHYA PRADES	BHOPAL	78	77	98.72	68	87.18	9	0.12	1	1.28	-1.28	7.18	
376	SEONI	MADHYA PRADES	BHOPAL	82	82	100.00	71	86.59	11	0.13	0	0.00		6.59	
377	SIDHI	MADHYA PRADES	BHOPAL	81	78	96.30	60	74.07	18	0.22	3	3.70	-3.70	-5.93	
378	SHAJAPUR	MADHYA PRADES	BHOPAL	82	81	98.78	81	98.78	0	0.00	1	1.22	-1.22	18.78	
379	SHIVPURI	MADHYA PRADES	BHOPAL	81	81	100.00	66	81.48	15	0.19	0	0.00		1.48	
380	TIKAMGARH	MADHYA PRADES	BHOPAL	81	78	96.30	74	91.36	4	0.05	3	3.70	-3.70	11.36	
381	UJJAIN - I	MADHYA PRADES	BHOPAL	80	79	98.75	72	90.00	7	0.09	1	1.25	-1.25	10.00	
382	VIDISHA	MADHYA PRADES	BHOPAL	78	74	94.87	72	92.31	2	0.03	4	5.13	-5.13	12.31	
383	SHEOPUR	MADHYA PRADES	BHOPAL	76	76	100.00	66	86.84	10	0.13	0	0.00		6.84	
384	KATNI	MADHYA PRADES	BHOPAL	76	76	100.00	67	88.16	9	0.12	0	0.00		8.16	

CBSE BOARD EXAMINATION RESULTS - 2020

SL. NO.	DISTRICT	STATE/UT	REGION	APPEARED	PASSED	PASS%	NO. OF FIRST CLASSES	% AGE OF FIRST CLASSES	NO. OF STUDENTS LESS THAN FIRST CLASSE	%AGE OF STUDENTS LESS THAN FIRST CLASSES	FAILED/ COMPT. / OTHERS	FAILED / COMPT./ OTHERS'%A	DEVIATION FROM BENCH MARK		100 %1ST CLASS
	CLASS - X												*100 % PASS*	*80% 1ST CLASS*	
385	HARDA	MADHYA PRADES	BHOPAL	81	81	100.00	68	83.95	13	0.16	0	0.00		3.95	
386	MANDSAUR	MADHYA PRADES	BHOPAL	41	41	100.00	40	97.56	1	0.02	0	0.00		17.56	
387	DINDORI	MADHYA PRADES	BHOPAL	78	78	100.00	73	93.59	5	0.06	0	0.00		13.59	
388	BARWANI	MADHYA PRADES	BHOPAL	73	73	100.00	71	97.26	2	0.03	0	0.00		17.26	
389	SHAHDOL	MADHYA PRADES	BHOPAL	41	41	100.00	36	87.80	5	0.12	0	0.00		7.80	
390	GUNA	MADHYA PRADES	BHOPAL	42	41	97.62	36	85.71	5	0.12	1	2.38	-2.38	5.71	
391	BURHANPUR	MADHYA PRADES	BHOPAL	40	39	97.50	33	82.50	6	0.15	1	2.50	-2.50	2.50	
392	UMARIA	MADHYA PRADES	BHOPAL	42	42	100.00	36	85.71	6	0.14	0	0.00		5.71	
393	JHABUA - II	MADHYA PRADES	BHOPAL	38	38	100.00	36	94.74	2	0.05	0	0.00		14.74	
394	UJJAIN - II	MADHYA PRADES	BHOPAL	81	81	100.00	79	97.53	2	0.02	0	0.00		17.53	
395	MAHE	UT	HYDERABAD	64	64	100.00	61	95.31	3	0.05	0	0.00		15.31	
396	PONDYCHERRY	UT	HYDERABAD	79	77	97.47	47	59.49	30	0.38	2	2.53	-2.53	-20.51	
397	KARAIKAL	UT	HYDERABAD	74	74	100.00	31	41.89	43	0.58	0	0.00		-38.11	
398	MIDDLE ANDAMAN	UT	HYDERABAD	69	69	100.00	59	85.51	10	0.14	0	0.00		5.51	
399	CAR NICOBAR	UT	HYDERABAD	31	31	100.00	24	77.42	7	0.23	0	0.00		-2.58	
400	CHITOOOR	A.P	HYDERABAD	81	81	100.00	72	88.89	9	0.11	0	0.00		8.89	
401	GUNTUR	A.P	HYDERABAD	78	78	100.00	73	93.59	5	0.06	0	0.00		13.59	
402	VISHAKAPATNAM	A.P	HYDERABAD	78	78	100.00	75	96.15	3	0.04	0	0.00		16.15	
403	WEST GODAVARY	A.P	HYDERABAD	77	77	100.00	75	97.40	2	0.03	0	0.00		17.40	
404	ANANTAPUR	A.P	HYDERABAD	78	78	100.00	71	91.03	7	0.09	0	0.00		11.03	
405	KURNOOL	A.P	HYDERABAD	78	78	100.00	76	97.44	2	0.03	0	0.00		17.44	
406	EAST GODAVARI	A.P	HYDERABAD	80	80	100.00	75	93.75	5	0.06	0	0.00		13.75	
407	YANAM	UT	HYDERABAD	65	64	98.46	32	49.23	32	0.49	1	1.54	-1.54	-30.77	
408	VIZIANAGARAM	A.P	HYDERABAD	79	79	100.00	79	100.00	0	0.00	0	0.00		20.00	Yes
409	PRAKASHAM	A.P	HYDERABAD	79	78	98.73	70	88.61	8	0.10	1	1.27	-1.27	8.61	
410	KADAPA	A.P	HYDERABAD	81	81	100.00	70	86.42	11	0.14	0	0.00		6.42	
411	SRIKAKULAM	A.P	HYDERABAD	80	80	100.00	78	97.50	2	0.03	0	0.00		17.50	
412	NELLORE	A.P	HYDERABAD	79	79	100.00	76	96.20	3	0.04	0	0.00		16.20	
413	KRISHNA	A.P	HYDERABAD	81	81	100.00	80	98.77	1	0.01	0	0.00		18.77	
414	E.GODAVARI-II	A.P	HYDERABAD	80	80	100.00	80	100.00	0	0.00	0	0.00		20.00	Yes
415	PRAKASHAM-II	A.P	HYDERABAD	80	80	100.00	74	92.50	6	0.08	0	0.00		12.50	
416	NIZAMABAD	TELANGANA	HYDERABAD	76	76	100.00	76	100.00	0	0.00	0	0.00		20.00	Yes
417	KHAMMAM	TELANGANA	HYDERABAD	81	81	100.00	79	97.53	2	0.02	0	0.00		17.53	
418	NALGONDA	TELANGANA	HYDERABAD	78	78	100.00	76	97.44	2	0.03	0	0.00		17.44	
419	ADILABAD	TELANGANA	HYDERABAD	85	85	100.00	83	97.65	2	0.02	0	0.00		17.65	
420	MEDAK	TELANGANA	HYDERABAD	81	81	100.00	77	95.06	4	0.05	0	0.00		15.06	
421	RANGA REDDY	TELANGANA	HYDERABAD	76	76	100.00	64	84.21	12	0.16	0	0.00		4.21	
422	KARIMNAGAR	TELANGANA	HYDERABAD	78	78	100.00	78	100.00	0	0.00	0	0.00		20.00	Yes
423	WARANGAL	TELANGANA	HYDERABAD	80	80	100.00	80	100.00	0	0.00	0	0.00		20.00	Yes

CBSE BOARD EXAMINATION RESULTS - 2020

SL. NO.	DISTRICT	STATE/UT	REGION	APPEARED	PASSED	PASS%	NO. OF FIRST CLASSES	% AGE OF FIRST CLASSES	NO. OF STUDENTS LESS THAN FIRST CLASSE	%AGE OF STUDENTS LESS THAN FIRST CLASSES	FAILED/ COMPT. / OTHERS	FAILED / COMPT./ OTHERS'%A	DEVIATION FROM BENCH MARK		100 %1ST CLASS
	CLASS - X												*100 % PASS*	*80% 1ST CLASS*	
424	MAHABOOB NAGAR	TELANGANA	HYDERABAD	80	80	100.00	79	98.75	1	0.01	0	0.00		18.75	
425	MEERUT	UTTAR PRADESH	LUCKNOW	76	76	100.00	68	89.47	8	0.11	0	0.00		9.47	
426	BULANDSHAHAR	UTTAR PRADESH	LUCKNOW	80	79	98.75	76	95.00	3	0.04	1	1.25	-1.25	15.00	
427	BAREILLY	UTTAR PRADESH	LUCKNOW	78	77	98.72	73	93.59	4	0.05	1	1.28	-1.28	13.59	
428	G B NAGAR	UTTAR PRADESH	LUCKNOW	74	69	93.24	50	67.57	19	0.26	5	6.76	-6.76	-12.43	
429	AGRA	UTTAR PRADESH	LUCKNOW	76	75	98.68	72	94.74	3	0.04	1	1.32	-1.32	14.74	
430	MATHURA	UTTAR PRADESH	LUCKNOW	79	79	100.00	66	83.54	13	0.16	0	0.00		3.54	
431	MAINPURI	UTTAR PRADESH	LUCKNOW	80	78	97.50	67	83.75	11	0.14	2	2.50	-2.50	3.75	
432	ETAH	UTTAR PRADESH	LUCKNOW	77	75	97.40	62	80.52	13	0.17	2	2.60	-2.60	0.52	
433	HATHRAS	UTTAR PRADESH	LUCKNOW	73	71	97.26	59	80.82	12	0.16	2	2.74	-2.74	0.82	
434	FIROZABAD	UTTAR PRADESH	LUCKNOW	79	73	92.41	61	77.22	12	0.15	6	7.59	-7.59	-2.78	
435	PILIBHIT	UTTAR PRADESH	LUCKNOW	77	76	98.70	69	89.61	7	0.09	1	1.30	-1.30	9.61	
436	SHAHJAHANPUR	UTTAR PRADESH	LUCKNOW	80	79	98.75	76	95.00	3	0.04	1	1.25	-1.25	15.00	
437	ALIGARH	UTTAR PRADESH	LUCKNOW	78	78	100.00	73	93.59	5	0.06	0	0.00		13.59	
438	BAGPAT	UTTAR PRADESH	LUCKNOW	76	76	100.00	66	86.84	10	0.13	0	0.00		6.84	
439	GHAZIABAD	UTTAR PRADESH	LUCKNOW	79	79	100.00	67	84.81	12	0.15	0	0.00		4.81	
440	W. CHAMPARAN	BIHAR	PATNA	77	76	98.70	72	93.51	4	0.05	1	1.30	-1.30	13.51	
441	GAYA - I	BIHAR	PATNA	70	69	98.57	61	87.14	8	0.11	1	1.43	-1.43	7.14	
442	BHOJPUR	BIHAR	PATNA	80	78	97.50	66	82.50	12	0.15	2	2.50	-2.50	2.50	
443	SAMASTIPUR	BIHAR	PATNA	83	83	100.00	79	95.18	4	0.05	0	0.00		15.18	
444	BEGUSARAI	BIHAR	PATNA	79	76	96.20	69	87.34	7	0.09	3	3.80	-3.80	7.34	
445	SHEIKHPURA	BIHAR	PATNA	76	75	98.68	66	86.84	9	0.12	1	1.32	-1.32	6.84	
446	DARBHANGA	BIHAR	PATNA	82	70	85.37	60	73.17	10	0.12	12	14.63	-14.63	-6.83	
447	BANKA	BIHAR	PATNA	78	75	96.15	57	73.08	18	0.23	3	3.85	-3.85	-6.92	
448	PATNA	BIHAR	PATNA	39	39	100.00	37	94.87	2	0.05	0	0.00		14.87	
449	SUPAUL	BIHAR	PATNA	82	79	96.34	71	86.59	8	0.10	3	3.66	-3.66	6.59	
450	NAWADA	BIHAR	PATNA	81	79	97.53	70	86.42	9	0.11	2	2.47	-2.47	6.42	
451	NALANDA	BIHAR	PATNA	82	82	100.00	74	90.24	8	0.10	0	0.00		10.24	
452	MUZAFFARPUR	BIHAR	PATNA	82	82	100.00	79	96.34	3	0.04	0	0.00		16.34	
453	KATIHAR	BIHAR	PATNA	81	79	97.53	68	83.95	11	0.14	2	2.47	-2.47	3.95	
454	PURNEA	BIHAR	PATNA	81	81	100.00	71	87.65	10	0.12	0	0.00		7.65	
455	MADHUBANI	BIHAR	PATNA	77	72	93.51	58	75.32	14	0.18	5	6.49	-6.49	-4.68	
456	AURANGABAD	BIHAR	PATNA	75	73	97.33	70	93.33	3	0.04	2	2.67	-2.67	13.33	
457	VAISHALI	BIHAR	PATNA	80	76	95.00	63	78.75	13	0.16	4	5.00	-5.00	-1.25	
458	SIWAN	BIHAR	PATNA	43	41	95.35	39	90.70	2	0.05	2	4.65	-4.65	10.70	
459	SARAN	BIHAR	PATNA	75	71	94.67	64	85.33	7	0.09	4	5.33	-5.33	5.33	
460	SITAMARHI	BIHAR	PATNA	77	76	98.70	69	89.61	7	0.09	1	1.30	-1.30	9.61	
461	GOPALGANJ	BIHAR	PATNA	75	74	98.67	60	80.00	14	0.19	1	1.33	-1.33	0.00	
462	KHAGARIA	BIHAR	PATNA	37	34	91.89	25	67.57	9	0.24	3	8.11	-8.11	-12.43	

CBSE BOARD EXAMINATION RESULTS - 2020

SL. NO.	DISTRICT	STATE/UT	REGION	APPEARED	PASSED	PASS%	NO. OF FIRST CLASSES	% AGE OF FIRST CLASSES	NO. OF STUDENTS LESS THAN FIRST CLASSE	%AGE OF STUDENTS LESS THAN FIRST CLASSES	FAILED/ COMPT. / OTHERS	FAILED / COMPT./ OTHERS'%A	DEVIATION FROM BENCH MARK		100 %1ST CLASS
	CLASS - X												*100 % PASS*	*80% 1ST CLASS*	
463	KAIMUR	BIHAR	PATNA	78	78	100.00	70	89.74	8	0.10	0	0.00		9.74	
464	BUXAR	BIHAR	PATNA	81	81	100.00	71	87.65	10	0.12	0	0.00		7.65	
465	SAHARSA	BIHAR	PATNA	85	85	100.00	78	91.76	7	0.08	0	0.00		11.76	
466	ARARIA	BIHAR	PATNA	79	75	94.94	65	82.28	10	0.13	4	5.06	-5.06	2.28	
467	MADHEPURA	BIHAR	PATNA	82	80	97.56	76	92.68	4	0.05	2	2.44	-2.44	12.68	
468	E. CHAMPARAN	BIHAR	PATNA	38	38	100.00	37	97.37	1	0.03	0	0.00		17.37	
469	MUNGER	BIHAR	PATNA	81	75	92.59	50	61.73	25	0.31	6	7.41	-7.41	-18.27	
470	JAMUI	BIHAR	PATNA	80	77	96.25	69	86.25	8	0.10	3	3.75	-3.75	6.25	
471	JEHANABAD	BIHAR	PATNA	36	35	97.22	29	80.56	6	0.17	1	2.78	-2.78	0.56	
472	KISHANGANJ	BIHAR	PATNA	76	76	100.00	73	96.05	3	0.04	0	0.00		16.05	
473	BHAGALPUR	BIHAR	PATNA	81	79	97.53	73	90.12	6	0.07	2	2.47	-2.47	10.12	
474	SHEOHAR	BIHAR	PATNA	40	39	97.50	35	87.50	4	0.10	1	2.50	-2.50	7.50	
475	ARWAL	BIHAR	PATNA	39	39	100.00	35	89.74	4	0.10	0	0.00		9.74	
476	LAKHISARAI	BIHAR	PATNA	43	42	97.67	34	79.07	8	0.19	1	2.33	-2.33	-0.93	
477	GAYA - II	BIHAR	PATNA	40	40	100.00	38	95.00	2	0.05	0	0.00		15.00	
478	DUMKA	JHARKHAND	PATNA	84	84	100.00	72	85.71	12	0.14	0	0.00		5.71	
479	RANCHI	JHARKHAND	PATNA	81	81	100.00	62	76.54	19	0.23	0	0.00		-3.46	
480	SERAIKELA	JHARKHAND	PATNA	79	79	100.00	65	82.28	14	0.18	0	0.00		2.28	
481	LOHARDAGA	JHARKHAND	PATNA	79	76	96.20	57	72.15	19	0.24	3	3.80	-3.80	-7.85	
482	GUMLA	JHARKHAND	PATNA	78	72	92.31	59	75.64	13	0.17	6	7.69	-7.69	-4.36	
483	GODDA	JHARKHAND	PATNA	77	75	97.40	66	85.71	9	0.12	2	2.60	-2.60	5.71	
484	LATEHAR	JHARKHAND	PATNA	77	72	93.51	54	70.13	18	0.23	5	6.49	-6.49	-9.87	
485	GIRIDIH	JHARKHAND	PATNA	83	79	95.18	77	92.77	2	0.02	4	4.82	-4.82	12.77	
486	SAHEBGANJ	JHARKHAND	PATNA	83	82	98.80	61	73.49	21	0.25	1	1.20	-1.20	-6.51	
487	BOKARO	JHARKHAND	PATNA	82	79	96.34	71	86.59	8	0.10	3	3.66	-3.66	6.59	
488	CHATRA	JHARKHAND	PATNA	77	77	100.00	73	94.81	4	0.05	0	0.00		14.81	
489	HAZARIBAGH	JHARKHAND	PATNA	85	84	98.82	76	89.41	8	0.09	1	1.18	-1.18	9.41	
490	DEOGHAR	JHARKHAND	PATNA	79	77	97.47	74	93.67	3	0.04	2	2.53	-2.53	13.67	
491	GARHWA	JHARKHAND	PATNA	41	40	97.56	37	90.24	3	0.07	1	2.44	-2.44	10.24	
492	E. SINGHBHUM	JHARKHAND	PATNA	80	80	100.00	78	97.50	2	0.03	0	0.00		17.50	
493	KODERMA	JHARKHAND	PATNA	78	77	98.72	73	93.59	4	0.05	1	1.28	-1.28	13.59	
494	PALAMU - I	JHARKHAND	PATNA	39	39	100.00	36	92.31	3	0.08	0	0.00		12.31	
495	W. SINGHBHUM	JHARKHAND	PATNA	38	38	100.00	30	78.95	8	0.21	0	0.00		-1.05	
496	PAKUR - I	JHARKHAND	PATNA	79	74	93.67	53	67.09	21	0.27	5	6.33	-6.33	-12.91	
497	DHANBAD	JHARKHAND	PATNA	82	81	98.78	74	90.24	7	0.09	1	1.22	-1.22	10.24	
498	SIMDEGA	JHARKHAND	PATNA	80	72	90.00	47	58.75	25	0.31	8	10.00	-10.00	-21.25	
499	JAMTARA	JHARKHAND	PATNA	40	38	95.00	34	85.00	4	0.10	2	5.00	-5.00	5.00	
500	PALAMU - II	JHARKHAND	PATNA	39	38	97.44	36	92.31	2	0.05	1	2.56	-2.56	12.31	
501	PAKUR - II	JHARKHAND	PATNA	35	35	100.00	34	97.14	1	0.03	0	0.00		17.14	

CBSE BOARD EXAMINATION RESULTS - 2020

SL. NO.	DISTRICT	STATE/UT	REGION	APPEARED	PASSED	PASS%	NO. OF FIRST CLASSES	% AGE OF FIRST CLASSES	NO. OF STUDENTS LESS THAN FIRST CLASSE	%AGE OF STUDENTS LESS THAN FIRST CLASSES	FAILED/ COMPT. / OTHERS	FAILED / COMPT./ OTHERS'%A	DEVIATION FROM BENCH MARK		100 %1ST CLASS
	CLASS - X												*100 % PASS*	*80% 1ST CLASS*	
502	SITAPUR-II	UTTAR PRADESH	LUCKNOW	41	41	100.00	40	97.56	1	0.02	0	0.00		17.56	
503	ALLAHABAD	UTTAR PRADESH	LUCKNOW	79	78	98.73	72	91.14	6	0.08	1	1.27	-1.27	11.14	
504	AMBEDKAR NAGAR	UTTAR PRADESH	LUCKNOW	41	40	97.56	38	92.68	2	0.05	1	2.44	-2.44	12.68	
505	SULTANPUR	UTTAR PRADESH	LUCKNOW	80	80	100.00	69	86.25	11	0.14	0	0.00		6.25	
506	AURAIYA	UTTAR PRADESH	LUCKNOW	39	38	97.44	38	97.44	0	0.00	1	2.56	-2.56	17.44	
507	AZAMGARH	UTTAR PRADESH	LUCKNOW	78	73	93.59	69	88.46	4	0.05	5	6.41	-6.41	8.46	
508	BAHRAICH	UTTAR PRADESH	LUCKNOW	76	76	100.00	72	94.74	4	0.05	0	0.00		14.74	
509	BALLIA	UTTAR PRADESH	LUCKNOW	81	79	97.53	78	96.30	1	0.01	2	2.47	-2.47	16.30	
510	BALRAMPUR	UTTAR PRADESH	LUCKNOW	43	42	97.67	40	93.02	2	0.05	1	2.33	-2.33	13.02	
511	BANDA	UTTAR PRADESH	LUCKNOW	40	39	97.50	37	92.50	2	0.05	1	2.50	-2.50	12.50	
512	BARABANKI	UTTAR PRADESH	LUCKNOW	75	75	100.00	72	96.00	3	0.04	0	0.00		16.00	
513	BASTI	UTTAR PRADESH	LUCKNOW	78	78	100.00	72	92.31	6	0.08	0	0.00		12.31	
514	CHANDAULI	UTTAR PRADESH	LUCKNOW	82	80	97.56	76	92.68	4	0.05	2	2.44	-2.44	12.68	
515	CHITRAKOOT	UTTAR PRADESH	LUCKNOW	39	38	97.44	31	79.49	7	0.18	1	2.56	-2.56	-0.51	
516	DEORIA	UTTAR PRADESH	LUCKNOW	74	74	100.00	72	97.30	2	0.03	0	0.00		17.30	
517	ETAWAH	UTTAR PRADESH	LUCKNOW	78	78	100.00	74	94.87	4	0.05	0	0.00		14.87	
518	FAIZABAD	UTTAR PRADESH	LUCKNOW	80	79	98.75	72	90.00	7	0.09	1	1.25	-1.25	10.00	
519	FARRUKHABAD	UTTAR PRADESH	LUCKNOW	78	77	98.72	67	85.90	10	0.13	1	1.28	-1.28	5.90	
520	FATEHPUR	UTTAR PRADESH	LUCKNOW	40	40	100.00	39	97.50	1	0.03	0	0.00		17.50	
521	GHAZIPUR	UTTAR PRADESH	LUCKNOW	44	43	97.73	41	93.18	2	0.05	1	2.27	-2.27	13.18	
522	GONDA	UTTAR PRADESH	LUCKNOW	74	74	100.00	68	91.89	6	0.08	0	0.00		11.89	
523	GORAKHPUR	UTTAR PRADESH	LUCKNOW	77	77	100.00	75	97.40	2	0.03	0	0.00		17.40	
524	HAMIRPUR	UTTAR PRADESH	LUCKNOW	38	38	100.00	36	94.74	2	0.05	0	0.00		14.74	
525	HARDOI	UTTAR PRADESH	LUCKNOW	78	78	100.00	66	84.62	12	0.15	0	0.00		4.62	
526	JALAUN	UTTAR PRADESH	LUCKNOW	79	77	97.47	68	86.08	9	0.11	2	2.53	-2.53	6.08	
527	JAUNPUR	UTTAR PRADESH	LUCKNOW	39	38	97.44	35	89.74	3	0.08	1	2.56	-2.56	9.74	
528	JHANSI	UTTAR PRADESH	LUCKNOW	80	80	100.00	78	97.50	2	0.03	0	0.00		17.50	
529	KANNAUJ	UTTAR PRADESH	LUCKNOW	41	41	100.00	40	97.56	1	0.02	0	0.00		17.56	
530	KANPUR-NAGAR	UTTAR PRADESH	LUCKNOW	81	80	98.77	68	83.95	12	0.15	1	1.23	-1.23	3.95	
531	KANPUR DEHAT	UTTAR PRADESH	LUCKNOW	78	78	100.00	74	94.87	4	0.05	0	0.00		14.87	
532	KAUSHAMBI	UTTAR PRADESH	LUCKNOW	80	79	98.75	72	90.00	7	0.09	1	1.25	-1.25	10.00	
533	KUSHINAGAR	UTTAR PRADESH	LUCKNOW	75	75	100.00	71	94.67	4	0.05	0	0.00		14.67	
534	LAKHIMPUR KHIR	UTTAR PRADESH	LUCKNOW	76	74	97.37	68	89.47	6	0.08	2	2.63	-2.63	9.47	
535	LALITPUR	UTTAR PRADESH	LUCKNOW	74	72	97.30	67	90.54	5	0.07	2	2.70	-2.70	10.54	
536	LUCKNOW	UTTAR PRADESH	LUCKNOW	81	81	100.00	73	90.12	8	0.10	0	0.00		10.12	
537	MAHARAJGANJ	UTTAR PRADESH	LUCKNOW	81	81	100.00	78	96.30	3	0.04	0	0.00		16.30	
538	MAHOBA	UTTAR PRADESH	LUCKNOW	79	79	100.00	77	97.47	2	0.03	0	0.00		17.47	
539	MAU	UTTAR PRADESH	LUCKNOW	77	77	100.00	75	97.40	2	0.03	0	0.00		17.40	
540	MIRZAPUR	UTTAR PRADESH	LUCKNOW	81	81	100.00	80	98.77	1	0.01	0	0.00		18.77	

CBSE BOARD EXAMINATION RESULTS - 2020

SL. NO.	DISTRICT	STATE/UT	REGION	APPEARED	PASSED	PASS%	NO. OF FIRST CLASSES	% AGE OF FIRST CLASSES	NO. OF STUDENTS LESS THAN FIRST CLASSE	%AGE OF STUDENTS LESS THAN FIRST CLASSES	FAILED/ COMPT. / OTHERS	FAILED / COMPT./ OTHERS'%A	DEVIATION FROM BENCH MARK		100 %1ST CLASS
	CLASS - X												*100 % PASS*	*80% 1ST CLASS*	
541	PRATAPGARH	UTTAR PRADESH	LUCKNOW	80	80	100.00	80	100.00	0	0.00	0	0.00		20.00	Yes
542	RAEBARELI	UTTAR PRADESH	LUCKNOW	82	80	97.56	73	89.02	7	0.09	2	2.44	-2.44	9.02	
543	SANT KABIR NAG	UTTAR PRADESH	LUCKNOW	41	41	100.00	39	95.12	2	0.05	0	0.00		15.12	
544	BHADOHI	UTTAR PRADESH	LUCKNOW	82	81	98.78	70	85.37	11	0.13	1	1.22	-1.22	5.37	
545	SHRAWASTI	UTTAR PRADESH	LUCKNOW	40	40	100.00	34	85.00	6	0.15	0	0.00		5.00	
546	SIDDHARTH NAGA	UTTAR PRADESH	LUCKNOW	78	78	100.00	76	97.44	2	0.03	0	0.00		17.44	
547	SITAPUR-I	UTTAR PRADESH	LUCKNOW	82	82	100.00	79	96.34	3	0.04	0	0.00		16.34	
548	SONEBHADRA	UTTAR PRADESH	LUCKNOW	80	80	100.00	77	96.25	3	0.04	0	0.00		16.25	
549	UNNAO	UTTAR PRADESH	LUCKNOW	82	77	93.90	68	82.93	9	0.11	5	6.10	-6.10	2.93	
550	VARANASI	UTTAR PRADESH	LUCKNOW	41	41	100.00	40	97.56	1	0.02	0	0.00		17.56	
551	IDUKKI	KERALA	HYDERABAD	81	81	100.00	81	100.00	0	0.00	0	0.00		20.00	Yes
552	ERNAKULAM	KERALA	HYDERABAD	84	84	100.00	84	100.00	0	0.00	0	0.00		20.00	Yes
553	PATANAMTHITTA	KERALA	HYDERABAD	78	78	100.00	78	100.00	0	0.00	0	0.00		20.00	Yes
554	CALICUT	KERALA	HYDERABAD	81	81	100.00	79	97.53	2	0.02	0	0.00		17.53	
555	KASARGOD	KERALA	HYDERABAD	78	78	100.00	76	97.44	2	0.03	0	0.00		17.44	
556	KOTTAYAM	KERALA	HYDERABAD	78	78	100.00	74	94.87	4	0.05	0	0.00		14.87	
557	TRICHUR	KERALA	HYDERABAD	79	79	100.00	73	92.41	6	0.08	0	0.00		12.41	
558	PALAKKAD	KERALA	HYDERABAD	76	76	100.00	74	97.37	2	0.03	0	0.00		17.37	
559	MALLAPURAM	KERALA	HYDERABAD	76	76	100.00	74	97.37	2	0.03	0	0.00		17.37	
560	CANNANORE	KERALA	HYDERABAD	79	79	100.00	76	96.20	3	0.04	0	0.00		16.20	
561	ALLEPPY	KERALA	HYDERABAD	78	78	100.00	78	100.00	0	0.00	0	0.00		20.00	Yes
562	KOLLAM	KERALA	HYDERABAD	79	79	100.00	77	97.47	2	0.03	0	0.00		17.47	
563	TRIVENDRAM	KERALA	HYDERABAD	79	79	100.00	78	98.73	1	0.01	0	0.00		18.73	
564	WYNAD	KERALA	HYDERABAD	80	79	98.75	71	88.75	8	0.10	1	1.25	-1.25	8.75	
565	MINYCOY	UT	HYDERABAD	25	25	100.00	16	64.00	9	0.36	0	0.00		-16.00	
566	U S NAGAR	UTTARAKHAND	LUCKNOW	83	83	100.00	82	98.80	1	0.01	0	0.00		18.80	
567	TEHRI GARHWAL	UTTARAKHAND	LUCKNOW	40	40	100.00	37	92.50	3	0.08	0	0.00		12.50	
568	ALMORA	UTTARAKHAND	LUCKNOW	82	81	98.78	71	86.59	10	0.12	1	1.22	-1.22	6.59	
569	RUDRAPRAYAG	UTTARAKHAND	LUCKNOW	79	79	100.00	74	93.67	5	0.06	0	0.00		13.67	
570	MUZAFFARNAGAR	UTTAR PRADESH	LUCKNOW	82	82	100.00	81	98.78	1	0.01	0	0.00		18.78	
571	UTTARKASHI	UTTARAKHAND	LUCKNOW	80	79	98.75	70	87.50	9	0.11	1	1.25	-1.25	7.50	
572	BIJNOR	UTTAR PRADESH	LUCKNOW	80	78	97.50	73	91.25	5	0.06	2	2.50	-2.50	11.25	
573	HARIDWAR	UTTARAKHAND	LUCKNOW	77	77	100.00	69	89.61	8	0.10	0	0.00		9.61	
574	SAMBHAL	UTTAR PRADESH	LUCKNOW	41	41	100.00	36	87.80	5	0.12	0	0.00		7.80	
575	CHAMPAWAT	UTTARAKHAND	LUCKNOW	78	78	100.00	73	93.59	5	0.06	0	0.00		13.59	
576	J P NAGAR	UTTAR PRADESH	LUCKNOW	77	74	96.10	64	83.12	10	0.13	3	3.90	-3.90	3.12	
577	SAHARANPUR	UTTAR PRADESH	LUCKNOW	40	39	97.50	36	90.00	3	0.08	1	2.50	-2.50	10.00	
578	MORADABAD	UTTAR PRADESH	LUCKNOW	78	78	100.00	77	98.72	1	0.01	0	0.00		18.72	
579	CHAMOLI	UTTARAKHAND	LUCKNOW	38	36	94.74	35	92.11	1	0.03	2	5.26	-5.26	12.11	

CBSE BOARD EXAMINATION RESULTS - 2020

SL. NO.	DISTRICT	STATE/UT	REGION	APPEARED	PASSED	PASS%	NO. OF FIRST CLASSES	% AGE OF FIRST CLASSES	NO. OF STUDENTS LESS THAN FIRST CLASSE	%AGE OF STUDENTS LESS THAN FIRST CLASSES	FAILED/ COMPT. / OTHERS	FAILED / COMPT./ OTHERS'%A	DEVIATION FROM BENCH MARK		100 %1ST CLASS
	CLASS - X												*100 % PASS*	*80% 1ST CLASS*	
580	NAINITAL	UTTARAKHAND	LUCKNOW	78	78	100.00	76	97.44	2	0.03	0	0.00		17.44	
581	BAGESHWAR	UTTARAKHAND	LUCKNOW	42	41	97.62	39	92.86	2	0.05	1	2.38	-2.38	12.86	
582	PAURI GARHWAL	UTTARAKHAND	LUCKNOW	41	41	100.00	40	97.56	1	0.02	0	0.00		17.56	
583	PITHORAGARH	UTTARAKHAND	LUCKNOW	79	77	97.468	71	89.87	6	0.08	2	2.53	-2.53	9.87	
584	DEHRADUN	UTTARAKHAND	LUCKNOW	41	41	100	40	97.56	1	0.02	0	0		17.56	
585	MUNGESHPUR	DELHI	JAIPUR	71	71	100	60	84.51	11	0.15	0	0		4.51	

17

JNV WISE TARGETED BENCHMARK OF FIRST CLASS & PASS PERCENTAGE AND SHORTFALL THEREOF

CBSE BOARD EXAMINATION RESULTS - 2020

SL. NO.	DISTRICT	STATE/UT	REGION	APPEARED	PASSED	PASS%	NO. OF FIRST CLASSES	% AGE OF FIRST CLASSES	NO. OF STUDENTS LESS THAN FIRST CLASSES	%AGE OF STUDENTS LESS THAN FIRST CLASSES	FAILED / COMPT. / OTHERS	FAILED / COMPT./ OTHERS' %AGE	DEVIATION FROM BENCH MARK		100 %1ST CLASS
													100 % PASS	*80% 1ST CLASS*	
	CLASS - XII														
1	GIR SOMNATH	GUJARAT	PUNE	76	76	100.00	73	96.05	3	3.95	0	0.00		16.05	
2	KUTCH	GUJARAT	PUNE	40	40	100.00	39	97.50	1	2.50	0	0.00		17.50	
3	BHARUCH	GUJARAT	PUNE	69	67	97.10	67	97.10	0	0.00	2	2.90	-2.90	17.10	
4	JAMNAGAR	GUJARAT	PUNE	41	41	100.00	41	100.00	0	0.00	0	0.00		20.00	YES
5	PORBANDAR	GUJARAT	PUNE	45	44	97.78	43	95.56	1	2.22	1	2.22	-2.22	15.56	
6	KHEDA	GUJARAT	PUNE	39	37	94.87	37	94.87	0	0.00	2	5.13	-5.13	14.87	
7	DAHOD-I	GUJARAT	PUNE	14	13	92.86	12	85.71	1	7.14	1	7.14	-7.14	5.71	
8	PATAN	GUJARAT	PUNE	46	46	100.00	46	100.00	0	0.00	0	0.00		20.00	YES
9	RAJKOT	GUJARAT	PUNE	21	21	100.00	21	100.00	0	0.00	0	0.00		20.00	YES
10	TAPI	GUJARAT	PUNE	34	34	100.00	34	100.00	0	0.00	0	0.00		20.00	YES
11	SURENDRANAGAR	GUJARAT	PUNE	64	62	96.88	60	93.75	2	3.13	2	3.13	-3.13	13.75	
12	ARVALLI	GUJARAT	PUNE	62	62	100.00	62	100.00	0	0.00	0	0.00		20.00	YES
13	BHAVNAGAR	GUJARAT	PUNE	41	41	100.00	41	100.00	0	0.00	0	0.00		20.00	YES
14	VADODARA	GUJARAT	PUNE	45	45	100.00	45	100.00	0	0.00	0	0.00		20.00	YES
15	GANDHINAGAR	GUJARAT	PUNE	51	51	100.00	51	100.00	0	0.00	0	0.00		20.00	YES
16	BANASKANTHA	GUJARAT	PUNE	26	26	100.00	26	100.00	0	0.00	0	0.00		20.00	YES
17	MEHSANA	GUJARAT	PUNE	33	33	100.00	33	100.00	0	0.00	0	0.00		20.00	YES
18	PANCHMAHAL	GUJARAT	PUNE	59	58	98.31	57	96.61	1	1.69	1	1.69	-1.69	16.61	
19	DANG	GUJARAT	PUNE	23	23	100.00	23	100.00	0	0.00	0	0.00		20.00	YES
20	AMRELI	GUJARAT	PUNE	20	20	100.00	20	100.00	0	0.00	0	0.00		20.00	YES
21	ANAND	GUJARAT	PUNE	30	30	100.00	29	96.67	1	3.33	0	0.00		16.67	
22	NAVSARI	GUJARAT	PUNE	25	25	100.00	24	96.00	1	4.00	0	0.00		16.00	
23	AJMER	RAJASTHAN	JAIPUR	59	59	100.00	58	98.31	1	1.69	0	0.00		18.31	
24	ALWAR	RAJASTHAN	JAIPUR	66	66	100.00	66	100.00	0	0.00	0	0.00		20.00	YES
25	BANSWARA-I	RAJASTHAN	JAIPUR	38	38	100.00	35	92.11	3	7.89	0	0.00		12.11	
26	BARAN	RAJASTHAN	JAIPUR	76	75	98.68	75	98.68	0	0.00	1	1.32	-1.32	18.68	
27	BARMER	RAJASTHAN	JAIPUR	72	72	100.00	72	100.00	0	0.00	0	0.00		20.00	YES
28	BHILWARA	RAJASTHAN	JAIPUR	76	75	98.68	75	98.68	0	0.00	1	1.32	-1.32	18.68	

CBSE BOARD EXAMINATION RESULTS - 2020

SL. NO.	DISTRICT	STATE/UT	REGION	APPEARED	PASSED	PASS%	NO. OF FIRST CLASSES	% AGE OF FIRST CLASSES	NO. OF STUDENTS LESS THAN FIRST CLASSES	%AGE OF STUDENTS LESS THAN FIRST CLASSES	FAILED / COMPT. / OTHERS	FAILED / COMPT./ OTHERS' %AGE	DEVIATION FROM BENCH MARK		100 %1ST CLASS
													100 % PASS	*80% 1ST CLASS*	
	CLASS - XII														
29	BIKANER	RAJASTHAN	JAIPUR	61	57	93.44	57	93.44	0	0.00	4	6.56	-6.56	13.44	
30	BUNDI	RAJASTHAN	JAIPUR	38	38	100.00	38	100.00	0	0.00	0	0.00		20.00	YES
31	CHITTORGARH	RAJASTHAN	JAIPUR	70	70	100.00	70	100.00	0	0.00	0	0.00		20.00	YES
32	CHURU	RAJASTHAN	JAIPUR	58	58	100.00	55	94.83	3	5.17	0	0.00		14.83	
33	DAUSA	RAJASTHAN	JAIPUR	62	61	98.39	61	98.39	0	0.00	1	1.61	-1.61	18.39	
34	DUNGARPUR	RAJASTHAN	JAIPUR	57	53	92.98	52	91.23	1	1.75	4	7.02	-7.02	11.23	
35	JHALAWAR	RAJASTHAN	JAIPUR	69	69	100.00	68	98.55	1	1.45	0	0.00		18.55	
36	JALORE	RAJASTHAN	JAIPUR	71	71	100.00	70	98.59	1	1.41	0	0.00		18.59	
37	JAISALMER	RAJASTHAN	JAIPUR	73	73	100.00	73	100.00	0	0.00	0	0.00		20.00	YES
38	JAIPUR	RAJASTHAN	JAIPUR	74	74	100.00	74	100.00	0	0.00	0	0.00		20.00	YES
39	JHUNJHUNU	RAJASTHAN	JAIPUR	59	59	100.00	59	100.00	0	0.00	0	0.00		20.00	YES
40	JODHPUR	RAJASTHAN	JAIPUR	69	69	100.00	69	100.00	0	0.00	0	0.00		20.00	YES
41	KOTA	RAJASTHAN	JAIPUR	53	53	100.00	52	98.11	1	1.89	0	0.00		18.11	
42	DHOLPUR	RAJASTHAN	JAIPUR	67	67	100.00	67	100.00	0	0.00	0	0.00		20.00	YES
43	NAGAUR	RAJASTHAN	JAIPUR	73	73	100.00	73	100.00	0	0.00	0	0.00		20.00	YES
44	PALI	RAJASTHAN	JAIPUR	70	70	100.00	70	100.00	0	0.00	0	0.00		20.00	YES
45	RAJSAMAND	RAJASTHAN	JAIPUR	72	72	100.00	72	100.00	0	0.00	0	0.00		20.00	YES
46	SRI GANGANAGAR	RAJASTHAN	JAIPUR	68	68	100.00	68	100.00	0	0.00	0	0.00		20.00	YES
47	SIKAR	RAJASTHAN	JAIPUR	52	51	98.08	49	94.23	2	3.85	1	1.92	-1.92	14.23	
48	SIROHI	RAJASTHAN	JAIPUR	64	63	98.44	63	98.44	0	0.00	1	1.56	-1.56	18.44	
49	SAWAI MADHOPUR	RAJASTHAN	JAIPUR	68	68	100.00	67	98.53	1	1.47	0	0.00		18.53	
50	TONK	RAJASTHAN	JAIPUR	78	78	100.00	78	100.00	0	0.00	0	0.00		20.00	YES
51	BHARATPUR	RAJASTHAN	JAIPUR	47	46	97.87	46	97.87	0	0.00	1	2.13	-2.13	17.87	
52	UDAIPUR	RAJASTHAN	JAIPUR	60	60	100.00	59	98.33	1	1.67	0	0.00		18.33	
53	HANUMANGARH	RAJASTHAN	JAIPUR	44	43	97.73	43	97.73	0	0.00	1	2.27	-2.27	17.73	
54	KARAULI	RAJASTHAN	JAIPUR	51	50	98.04	50	98.04	0	0.00	1	1.96	-1.96	18.04	
55	DANTEWADA	CHHATTISGARH	BHOPAL	62	62	100.00	59	95.16	3	4.84	0	0.00		15.16	
56	RAIGARH	CHHATTISGARH	BHOPAL	77	77	100.00	76	98.70	1	1.30	0	0.00		18.70	
57	KORBA	CHHATTISGARH	BHOPAL	45	45	100.00	45	100.00	0	0.00	0	0.00		20.00	YES
58	JANJGIR CHAMPA	CHHATTISGARH	BHOPAL	69	69	100.00	69	100.00	0	0.00	0	0.00		20.00	YES
59	KABIRDHAM	CHHATTISGARH	BHOPAL	33	33	100.00	33	100.00	0	0.00	0	0.00		20.00	YES
60	DURG	CHHATTISGARH	BHOPAL	81	80	98.77	77	95.06	3	3.70	1	1.23	-1.23	15.06	
61	RAJNANDGAON	CHHATTISGARH	BHOPAL	75	75	100.00	73	97.33	2	2.67	0	0.00		17.33	

CBSE BOARD EXAMINATION RESULTS - 2020

SL. NO.	DISTRICT	STATE/UT	REGION	APPEARED	PASSED	PASS%	NO. OF FIRST CLASSES	% AGE OF FIRST CLASSES	NO. OF STUDENTS LESS THAN FIRST CLASSES	%AGE OF STUDENTS LESS THAN FIRST CLASSES	FAILED / COMPT. / OTHERS	FAILED / COMPT./ OTHERS' %AGE	DEVIATION FROM BENCH MARK		100 %1ST CLASS
													100 % PASS	*80% 1ST CLASS*	
	CLASS - XII														
62	BILASPUR	CHHATTISGARH	BHOPAL	71	70	98.59	69	97.18	1	1.41	1	1.41	-1.41	17.18	
63	MAHASAMUND	CHHATTISGARH	BHOPAL	69	69	100.00	69	100.00	0	0.00	0	0.00		20.00	YES
64	KOREA	CHHATTISGARH	BHOPAL	38	38	100.00	38	100.00	0	0.00	0	0.00		20.00	YES
65	SURAJPUR	CHHATTISGARH	BHOPAL	75	73	97.33	72	96.00	1	1.33	2	2.67	-2.67	16.00	
66	BASTAR	CHHATTISGARH	BHOPAL	33	33	100.00	33	100.00	0	0.00	0	0.00		20.00	YES
67	JASHPUR	CHHATTISGARH	BHOPAL	33	33	100.00	32	96.97	1	3.03	0	0.00		16.97	
68	KANKER	CHHATTISGARH	BHOPAL	73	73	100.00	73	100.00	0	0.00	0	0.00		20.00	YES
69	DHAMTARI	CHHATTISGARH	BHOPAL	38	38	100.00	38	100.00	0	0.00	0	0.00		20.00	YES
70	RAIPUR	CHHATTISGARH	BHOPAL	78	77	98.72	76	97.44	1	1.28	1	1.28	-1.28	17.44	
71	JHARSUGUDA	ODISHA	BHOPAL	43	43	100.00	43	100.00	0	0.00	0	0.00		20.00	YES
72	ANGUL	ODISHA	BHOPAL	45	45	100.00	45	100.00	0	0.00	0	0.00		20.00	YES
73	KHURDA	ODISHA	BHOPAL	43	43	100.00	42	97.67	1	2.33	0	0.00		17.67	
74	BARGARH	ODISHA	BHOPAL	38	38	100.00	38	100.00	0	0.00	0	0.00		20.00	YES
75	BOUDH	ODISHA	BHOPAL	35	35	100.00	34	97.14	1	2.86	0	0.00		17.14	
76	CUTTACK	ODISHA	BHOPAL	48	47	97.92	47	97.92	0	0.00	1	2.08	-2.08	17.92	
77	KENDRAPADA	ODISHA	BHOPAL	41	41	100.00	41	100.00	0	0.00	0	0.00		20.00	YES
78	BHADRAK	ODISHA	BHOPAL	36	36	100.00	36	100.00	0	0.00	0	0.00		20.00	YES
79	GAJAPATI	ODISHA	BHOPAL	43	43	100.00	42	97.67	1	2.33	0	0.00		17.67	
80	NABARANGPUR	ODISHA	BHOPAL	40	40	100.00	40	100.00	0	0.00	0	0.00		20.00	YES
81	NAYAGARH	ODISHA	BHOPAL	37	37	100.00	37	100.00	0	0.00	0	0.00		20.00	YES
82	MALKANGIRI - I	ODISHA	BHOPAL	47	47	100.00	47	100.00	0	0.00	0	0.00		20.00	YES
83	JAJPUR	ODISHA	BHOPAL	44	43	97.73	41	93.18	2	4.55	1	2.27	-2.27	13.18	
84	JAGATSINGHPUR	ODISHA	BHOPAL	42	42	100.00	42	100.00	0	0.00	0	0.00		20.00	YES
85	KORAPUT	ODISHA	BHOPAL	79	78	98.73	76	96.20	2	2.53	1	1.27	-1.27	16.20	
86	KALAHANDI	ODISHA	BHOPAL	86	86	100.00	86	100.00	0	0.00	0	0.00		20.00	YES
87	MAYURBHANJ	ODISHA	BHOPAL	45	45	100.00	44	97.78	1	2.22	0	0.00		17.78	
88	SUNDARGARH	ODISHA	BHOPAL	55	55	100.00	55	100.00	0	0.00	0	0.00		20.00	YES
89	BALASORE	ODISHA	BHOPAL	65	65	100.00	65	100.00	0	0.00	0	0.00		20.00	YES
90	BOLANGIR	ODISHA	BHOPAL	88	87	98.86	86	97.73	1	1.14	1	1.14	-1.14	17.73	
91	SAMBALPUR	ODISHA	BHOPAL	71	67	94.37	67	94.37	0	0.00	4	5.63	-5.63	14.37	
92	KEONJHAR	ODISHA	BHOPAL	76	75	98.68	73	96.05	2	2.63	1	1.32	-1.32	16.05	
93	PHULBANI	ODISHA	BHOPAL	79	79	100.00	79	100.00	0	0.00	0	0.00		20.00	YES
94	DHENKANAL	ODISHA	BHOPAL	67	66	98.51	65	97.01	1	1.49	1	1.49	-1.49	17.01	

CBSE BOARD EXAMINATION RESULTS - 2020

SL. NO.	DISTRICT	STATE/UT	REGION	APPEARED	PASSED	PASS%	NO. OF FIRST CLASSES	% AGE OF FIRST CLASSES	NO. OF STUDENTS LESS THAN FIRST CLASSES	%AGE OF STUDENTS LESS THAN FIRST CLASSES	FAILED / COMPT. / OTHERS	FAILED / COMPT./ OTHERS' %AGE	DEVIATION FROM BENCH MARK		100 %1ST CLASS
													100 % PASS	*80% 1ST CLASS*	
	CLASS - XII														
95	GANJAM	ODISHA	BHOPAL	54	54	100.00	54	100.00	0	0.00	0	0.00		20.00	YES
96	SONEPUR	ODISHA	BHOPAL	32	32	100.00	32	100.00	0	0.00	0	0.00		20.00	YES
97	RAYAGADA	ODISHA	BHOPAL	23	22	95.65	22	95.65	0	0.00	1	4.35	-4.35	15.65	
98	DEOGARH	ODISHA	BHOPAL	70	70	100.00	69	98.57	1	1.43	0	0.00		18.57	
99	NUAPADA	ODISHA	BHOPAL	74	73	98.65	71	95.95	2	2.70	1	1.35	-1.35	15.95	
100	PURI	ODISHA	BHOPAL	42	42	100.00	42	100.00	0	0.00	0	0.00		20.00	YES
101	UTTAR 24 PARGA	W.BENGAL	PATNA	71	71	100.00	70	98.59	1	1.41	0	0.00		18.59	
102	BIRBHUM	W.BENGAL	PATNA	76	75	98.68	74	97.37	1	1.32	1	1.32	-1.32	17.37	
103	BURDWAN	W.BENGAL	PATNA	73	72	98.63	71	97.26	1	1.37	1	1.37	-1.37	17.26	
104	HOOGHLY	W.BENGAL	PATNA	79	79	100.00	77	97.47	2	2.53	0	0.00		17.47	
105	ALIPURDWAR	W.BENGAL	PATNA	64	64	100.00	64	100.00	0	0.00	0	0.00		20.00	YES
106	MURSHIDABAD	W.BENGAL	PATNA	55	55	100.00	55	100.00	0	0.00	0	0.00		20.00	YES
107	BANKURA	W.BENGAL	PATNA	17	17	100.00	17	100.00	0	0.00	0	0.00		20.00	YES
108	E. MEDINIPUR	W.BENGAL	PATNA	34	33	97.06	33	97.06	0	0.00	1	2.94	-2.94	17.06	
109	PURULIA	W.BENGAL	PATNA	41	41	100.00	41	100.00	0	0.00	0	0.00		20.00	YES
110	W. MEDINAPUR	W.BENGAL	PATNA	41	41	100.00	41	100.00	0	0.00	0	0.00		20.00	YES
111	DAKSHIN DINAJP	W.BENGAL	PATNA	32	32	100.00	31	96.88	1	3.13	0	0.00		16.88	
112	NADIA	W.BENGAL	PATNA	44	44	100.00	44	100.00	0	0.00	0	0.00		20.00	YES
113	S.24 PARAGANAS	W.BENGAL	PATNA	59	58	98.31	53	89.83	5	8.47	1	1.69	-1.69	9.83	
114	JAMMU- I	J&K	CHANDIGARH	41	40	97.56	40	97.56	0	0.00	1	2.44	-2.44	17.56	
115	REASI	J&K	CHANDIGARH	55	54	98.18	54	98.18	0	0.00	1	1.82	-1.82	18.18	
116	SANGRUR	PB	CHANDIGARH	69	69	100.00	69	100.00	0	0.00	0	0.00		20.00	YES
117	F/SAHIB	PB	CHANDIGARH	57	57	100.00	54	94.74	3	5.26	0	0.00		14.74	
118	MUKTSAR	PB	CHANDIGARH	70	70	100.00	69	98.57	1	1.43	0	0.00		18.57	
119	PATIALA	PB	CHANDIGARH	57	56	98.25	56	98.25	0	0.00	1	1.75	-1.75	18.25	
120	KAPURTHALA	PB	CHANDIGARH	62	61	98.39	60	96.77	1	1.61	1	1.61	-1.61	16.77	
121	SBS NAGAR	PB	CHANDIGARH	59	56	94.92	53	89.83	3	5.08	3	5.08	-5.08	9.83	
122	TARAN TARAN	PB	CHANDIGARH	71	71	100.00	71	100.00	0	0.00	0	0.00		20.00	YES
123	ROPAR	PB	CHANDIGARH	72	72	100.00	70	97.22	2	2.78	0	0.00		17.22	
124	PATHANKOT	PB	CHANDIGARH	79	79	100.00	78	98.73	1	1.27	0	0.00		18.73	
125	FEROZPUR	PB	CHANDIGARH	68	68	100.00	67	98.53	1	1.47	0	0.00		18.53	
126	BHATINDA	PB	CHANDIGARH	74	73	98.65	73	98.65	0	0.00	1	1.35	-1.35	18.65	
127	JALLANDHAR	PB	CHANDIGARH	62	61	98.39	61	98.39	0	0.00	1	1.61	-1.61	18.39	

CBSE BOARD EXAMINATION RESULTS - 2020

SL. NO.	DISTRICT	STATE/UT	REGION	APPEARED	PASSED	PASS%	NO. OF FIRST CLASSES	% AGE OF FIRST CLASSES	NO. OF STUDENTS LESS THAN FIRST CLASSES	%AGE OF STUDENTS LESS THAN FIRST CLASSES	FAILED / COMPT. / OTHERS	FAILED / COMPT./ OTHERS' %AGE	DEVIATION FROM BENCH MARK		100 %1ST CLASS
													100 % PASS	*80% 1ST CLASS*	
	CLASS - XII														
128	MANSA	PB	CHANDIGARH	60	59	98.33	57	95.00	2	3.33	1	1.67	-1.67	15.00	
129	MOGA	PB	CHANDIGARH	56	54	96.43	47	83.93	7	12.50	2	3.57	-3.57	3.93	
130	HOSHIARPUR	PB	CHANDIGARH	66	66	100.00	65	98.48	1	1.52	0	0.00		18.48	
131	LUDHIANA	PB	CHANDIGARH	60	60	100.00	60	100.00	0	0.00	0	0.00		20.00	YES
132	FARIDKOT	PB	CHANDIGARH	47	47	100.00	47	100.00	0	0.00	0	0.00		20.00	YES
133	AMRITSAR -I	PB	CHANDIGARH	65	64	98.46	62	95.38	2	3.08	1	1.54	-1.54	15.38	
134	BARNALA	PB	CHANDIGARH	30	30	100.00	30	100.00	0	0.00	0	0.00		20.00	YES
135	MOHALI	PB	CHANDIGARH	66	66	100.00	65	98.48	1	1.52	0	0.00		18.48	
136	AMRITSAR-II	PB	CHANDIGARH	11	10	90.91	9	81.82	1	9.09	1	9.09	-9.09	1.82	
137	CHANDIGARH	PB	CHANDIGARH	73	73	100.00	73	100.00	0	0.00	0	0.00		20.00	YES
138	SHOPIAN	J&K	CHANDIGARH	9	9	100.00	9	100.00	0	0.00	0	0.00		20.00	YES
139	BARMULLA	J&K	CHANDIGARH	28	25	89.29	24	85.71	1	3.57	3	10.71	-10.71	5.71	
140	LEH	J&K	CHANDIGARH	76	72	94.74	72	94.74	0	0.00	4	5.26	-5.26	14.74	
141	KATHUA	J&K	CHANDIGARH	80	79	98.75	77	96.25	2	2.50	1	1.25	-1.25	16.25	
142	KUPWARA	J&K	CHANDIGARH	33	33	100.00	33	100.00	0	0.00	0	0.00		20.00	YES
143	RAJOURI	J&K	CHANDIGARH	63	62	98.41	60	95.24	2	3.17	1	1.59	-1.59	15.24	
144	UDHAMPUR	J&K	CHANDIGARH	56	52	92.86	47	83.93	5	8.93	4	7.14	-7.14	3.93	
145	SAMBA	J&K	CHANDIGARH	71	66	92.96	65	91.55	1	1.41	5	7.04	-7.04	11.55	
146	ANANTNAG	J&K	CHANDIGARH	51	51	100.00	50	98.04	1	1.96	0	0.00		18.04	
147	KARGIL	J&K	CHANDIGARH	36	36	100.00	36	100.00	0	0.00	0	0.00		20.00	YES
148	GANDERBAL	J&K	CHANDIGARH	68	67	98.53	67	98.53	0	0.00	1	1.47	-1.47	18.53	
149	DODA	J&K	CHANDIGARH	83	82	98.80	78	93.98	4	4.82	1	1.20	-1.20	13.98	
150	BADGAM	J&K	CHANDIGARH	7	7	100.00	7	100.00	0	0.00	0	0.00		20.00	YES
151	POONCH	J&K	CHANDIGARH	42	42	100.00	42	100.00	0	0.00	0	0.00		20.00	YES
152	JAFFARPURKALAN	DELHI	JAIPUR	67	67	100.00	67	100.00	0	0.00	0	0.00		20.00	YES
153	AMRAVATI	MAHARASHTRA	PUNE	65	65	100.00	64	98.46	1	1.54	0	0.00		18.46	
154	LATUR	MAHARASHTRA	PUNE	37	37	100.00	36	97.30	1	2.70	0	0.00		17.30	
155	GADCHIROLI	MAHARASHTRA	PUNE	46	46	100.00	46	100.00	0	0.00	0	0.00		20.00	YES
156	NANDED	MAHARASHTRA	PUNE	34	34	100.00	34	100.00	0	0.00	0	0.00		20.00	YES
157	THANE	MAHARASHTRA	PUNE	45	45	100.00	45	100.00	0	0.00	0	0.00		20.00	YES
158	OSMANABAD	MAHARASHTRA	PUNE	37	36	97.30	36	97.30	0	0.00	1	2.70	-2.70	17.30	
159	NAGPUR	MAHARASHTRA	PUNE	36	36	100.00	36	100.00	0	0.00	0	0.00		20.00	YES
160	GONDIA	MAHARASHTRA	PUNE	44	44	100.00	44	100.00	0	0.00	0	0.00		20.00	YES

CBSE BOARD EXAMINATION RESULTS - 2020

SL. NO.	DISTRICT	STATE/UT	REGION	APPEARED	PASSED	PASS%	NO. OF FIRST CLASSES	% AGE OF FIRST CLASSES	NO. OF STUDENTS LESS THAN FIRST CLASSES	%AGE OF STUDENTS LESS THAN FIRST CLASSES	FAILED / COMPT. / OTHERS	FAILED / COMPT./ OTHERS' %AGE	DEVIATION FROM BENCH MARK		100 %1ST CLASS
													100 % PASS	*80% 1ST CLASS*	
	CLASS - XII														
161	NASIK	MAHARASHTRA	PUNE	41	41	100.00	41	100.00	0	0.00	0	0.00		20.00	YES
162	BULDANA	MAHARASHTRA	PUNE	62	60	96.77	59	95.16	1	1.61	2	3.23	-3.23	15.16	
163	WARDHA	MAHARASHTRA	PUNE	47	47	100.00	47	100.00	0	0.00	0	0.00		20.00	YES
164	JALGAON	MAHARASHTRA	PUNE	28	28	100.00	28	100.00	0	0.00	0	0.00		20.00	YES
165	YAVATMAL	MAHARASHTRA	PUNE	46	46	100.00	46	100.00	0	0.00	0	0.00		20.00	YES
166	JALNA	MAHARASHTRA	PUNE	65	64	98.46	62	95.38	2	3.08	1	1.54	-1.54	15.38	
167	BEED	MAHARASHTRA	PUNE	23	23	100.00	23	100.00	0	0.00	0	0.00		20.00	YES
168	CHANDRAPUR	MAHARASHTRA	PUNE	42	41	97.62	41	97.62	0	0.00	1	2.38	-2.38	17.62	
169	NANDURBAR I	MAHARASHTRA	PUNE	23	23	100.00	23	100.00	0	0.00	0	0.00		20.00	YES
170	AHMEDNAGAR	MAHARASHTRA	PUNE	34	34	100.00	34	100.00	0	0.00	0	0.00		20.00	YES
171	HINGOLI	MAHARASHTRA	PUNE	60	54	90.00	51	85.00	3	5.00	6	10.00	-10.00	5.00	
172	SANGLI	MAHARASHTRA	PUNE	39	39	100.00	39	100.00	0	0.00	0	0.00		20.00	YES
173	AURANGABAD	MAHARASHTRA	PUNE	55	55	100.00	55	100.00	0	0.00	0	0.00		20.00	YES
174	RATNAGIRI	MAHARASHTRA	PUNE	36	36	100.00	36	100.00	0	0.00	0	0.00		20.00	YES
175	SINDHUDURG	MAHARASHTRA	PUNE	37	37	100.00	37	100.00	0	0.00	0	0.00		20.00	YES
176	KOLHAPUR	MAHARASHTRA	PUNE	31	31	100.00	31	100.00	0	0.00	0	0.00		20.00	YES
177	RAIGAD	MAHARASHTRA	PUNE	33	33	100.00	33	100.00	0	0.00	0	0.00		20.00	YES
178	SATARA	MAHARASHTRA	PUNE	59	58	98.31	57	96.61	1	1.69	1	1.69	-1.69	16.61	
179	SOLAPUR	MAHARASHTRA	PUNE	45	45	100.00	45	100.00	0	0.00	0	0.00		20.00	YES
180	WASHIM	MAHARASHTRA	PUNE	43	43	100.00	43	100.00	0	0.00	0	0.00		20.00	YES
181	PUNE	MAHARASHTRA	PUNE	99	99	100.00	99	100.00	0	0.00	0	0.00		20.00	YES
182	AKOLA	MAHARASHTRA	PUNE	63	61	96.83	61	96.83	0	0.00	2	3.17	-3.17	16.83	
183	PARBHANI	MAHARASHTRA	PUNE	46	45	97.83	44	95.65	1	2.17	1	2.17	-2.17	15.65	
184	CANACONA	GOA	PUNE	45	45	100.00	45	100.00	0	0.00	0	0.00		20.00	YES
185	VALPOI	GOA	PUNE	17	12	70.59	10	58.82	2	11.76	5	29.41	-29.41	-21.18	
186	DIU	UTS	PUNE	37	30	81.08	27	72.97	3	8.11	7	18.92	-18.92	-7.03	
187	DAMAN	UTS	PUNE	22	22	100.00	22	100.00	0	0.00	0	0.00		20.00	YES
188	SILI	UTS	PUNE	36	36	100.00	36	100.00	0	0.00	0	0.00		20.00	YES
189	UPPER SUBANSIR	ARUNACHAL PRAD	SHILLONG	27	27	100.00	27	100.00	0	0.00	0	0.00		20.00	YES
190	LOWER DIBANG V	ARUNACHAL PRAD	SHILLONG	41	41	100.00	41	100.00	0	0.00	0	0.00		20.00	YES
191	EAST KAMENG	ARUNACHAL PRAD	SHILLONG	62	62	100.00	53	85.48	9	14.52	0	0.00		5.48	
192	LOHIT	ARUNACHAL PRAD	SHILLONG	46	46	100.00	46	100.00	0	0.00	0	0.00		20.00	YES
193	TIRAP	ARUNACHAL PRAD	SHILLONG	30	28	93.33	28	93.33	0	0.00	2	6.67	-6.67	13.33	

CBSE BOARD EXAMINATION RESULTS - 2020

SL. NO.	DISTRICT	STATE/UT	REGION	APPEARED	PASSED	PASS%	NO. OF FIRST CLASSES	% AGE OF FIRST CLASSES	NO. OF STUDENTS LESS THAN FIRST CLASSES	%AGE OF STUDENTS LESS THAN FIRST CLASSES	FAILED / COMPT. / OTHERS	FAILED / COMPT./ OTHERS' %AGE	DEVIATION FROM BENCH MARK		100 %1ST CLASS
													100 % PASS	*80% 1ST CLASS*	
	CLASS - XII														
194	TAWANG	ARUNACHAL PRAD	SHILLONG	24	24	100.00	20	83.33	4	16.67	0	0.00		3.33	
195	LOWER SUBANSIR	ARUNACHAL PRAD	SHILLONG	38	38	100.00	38	100.00	0	0.00	0	0.00		20.00	YES
196	CHANGLANG	ARUNACHAL PRAD	SHILLONG	58	58	100.00	57	98.28	1	1.72	0	0.00		18.28	
197	PAPUMPARE	ARUNACHAL PRAD	SHILLONG	21	21	100.00	21	100.00	0	0.00	0	0.00		20.00	YES
198	WEST SIANG	ARUNACHAL PRAD	SHILLONG	20	20	100.00	20	100.00	0	0.00	0	0.00		20.00	YES
199	DIBANG VALLEY	ARUNACHAL PRAD	SHILLONG	24	24	100.00	24	100.00	0	0.00	0	0.00		20.00	YES
200	KARIMGANJ	ASSAM	SHILLONG	49	49	100.00	49	100.00	0	0.00	0	0.00		20.00	YES
201	KAMRUP	ASSAM	SHILLONG	36	34	94.44	34	94.44	0	0.00	2	5.56	-5.56	14.44	
202	NALBARI	ASSAM	SHILLONG	43	43	100.00	43	100.00	0	0.00	0	0.00		20.00	YES
203	SIBSAGAR	ASSAM	SHILLONG	59	59	100.00	58	98.31	1	1.69	0	0.00		18.31	
204	SONITPUR	ASSAM	SHILLONG	75	74	98.67	74	98.67	0	0.00	1	1.33	-1.33	18.67	
205	CACHAR	ASSAM	SHILLONG	73	73	100.00	73	100.00	0	0.00	0	0.00		20.00	YES
206	JORHAT	ASSAM	SHILLONG	61	60	98.36	52	85.25	8	13.11	1	1.64	-1.64	5.25	
207	KOKRAJHAR	ASSAM	SHILLONG	31	31	100.00	29	93.55	2	6.45	0	0.00		13.55	
208	KARBI ANGLONG-	ASSAM	SHILLONG	66	61	92.42	61	92.42	0	0.00	5	7.58	-7.58	12.42	
209	DARRANG	ASSAM	SHILLONG	70	68	97.14	68	97.14	0	0.00	2	2.86	-2.86	17.14	
210	GOLAGHAT	ASSAM	SHILLONG	38	38	100.00	37	97.37	1	2.63	0	0.00		17.37	
211	DIBRUGARH	ASSAM	SHILLONG	43	42	97.67	40	93.02	2	4.65	1	2.33	-2.33	13.02	
212	TINSUKIA	ASSAM	SHILLONG	61	58	95.08	58	95.08	0	0.00	3	4.92	-4.92	15.08	
213	BARPETA	ASSAM	SHILLONG	62	59	95.16	59	95.16	0	0.00	3	4.84	-4.84	15.16	
214	MORIGAON	ASSAM	SHILLONG	29	29	100.00	28	96.55	1	3.45	0	0.00		16.55	
215	LAKHIMPUR	ASSAM	SHILLONG	27	27	100.00	26	96.30	1	3.70	0	0.00		16.30	
216	GOALPARA	ASSAM	SHILLONG	58	56	96.55	48	82.76	8	13.79	2	3.45	-3.45	2.76	
217	HAILAKANDI	ASSAM	SHILLONG	58	58	100.00	56	96.55	2	3.45	0	0.00		16.55	
218	CHIRANG	ASSAM	SHILLONG	30	30	100.00	30	100.00	0	0.00	0	0.00		20.00	YES
219	DHEMAJI	ASSAM	SHILLONG	37	37	100.00	37	100.00	0	0.00	0	0.00		20.00	YES
220	BONGAIGAON	ASSAM	SHILLONG	50	44	88.00	44	88.00	0	0.00	6	12.00	-12.00	8.00	
221	NAGAON	ASSAM	SHILLONG	39	39	100.00	39	100.00	0	0.00	0	0.00		20.00	YES
222	UDALGURI	ASSAM	SHILLONG	19	19	100.00	19	100.00	0	0.00	0	0.00		20.00	YES
223	BAKSA	ASSAM	SHILLONG	17	17	100.00	17	100.00	0	0.00	0	0.00		20.00	YES
224	DHUBRI	ASSAM	SHILLONG	18	18	100.00	18	100.00	0	0.00	0	0.00		20.00	YES
225	BAITHALANGSO	ASSAM	SHILLONG	15	15	100.00	15	100.00	0	0.00	0	0.00		20.00	YES
226	EAST GARO HILL	MEGHALAYA	SHILLONG	59	59	100.00	59	100.00	0	0.00	0	0.00		20.00	YES

CBSE BOARD EXAMINATION RESULTS - 2020

SL. NO.	DISTRICT	STATE/UT	REGION	APPEARED	PASSED	PASS%	NO. OF FIRST CLASSES	% AGE OF FIRST CLASSES	NO. OF STUDENTS LESS THAN FIRST CLASSES	%AGE OF STUDENTS LESS THAN FIRST CLASSES	FAILED / COMPT. / OTHERS	FAILED / COMPT./ OTHERS' %AGE	DEVIATION FROM BENCH MARK		100 %1ST CLASS
													100 % PASS	*80% 1ST CLASS*	
	CLASS - XII														
227	SOUTH GARO HIL	MEGHALAYA	SHILLONG	28	22	78.57	21	75.00	1	3.57	6	21.43	-21.43	-5.00	
228	RIBHOI	MEGHALAYA	SHILLONG	69	69	100.00	67	97.10	2	2.90	0	0.00		17.10	
229	WEST JAINTIA H	MEGHALAYA	SHILLONG	71	71	100.00	69	97.18	2	2.82	0	0.00		17.18	
230	WEST KHASI HIL	MEGHALAYA	SHILLONG	30	30	100.00	30	100.00	0	0.00	0	0.00		20.00	YES
231	WEST GARO HILL	MEGHALAYA	SHILLONG	35	27	77.14	27	77.14	0	0.00	8	22.86	-22.86	-2.86	
232	EAST KHASI HIL	MEGHALAYA	SHILLONG	63	56	88.89	52	82.54	4	6.35	7	11.11	-11.11	2.54	
233	BISHNUPUR	MANIPUR	SHILLONG	77	77	100.00	77	100.00	0	0.00	0	0.00		20.00	YES
234	THOUBAL	MANIPUR	SHILLONG	82	82	100.00	81	98.78	1	1.22	0	0.00		18.78	
235	CHURACHANDPUR	MANIPUR	SHILLONG	72	72	100.00	72	100.00	0	0.00	0	0.00		20.00	YES
236	SENAPATI - I	MANIPUR	SHILLONG	76	76	100.00	76	100.00	0	0.00	0	0.00		20.00	YES
237	UKHRUL - I	MANIPUR	SHILLONG	82	82	100.00	82	100.00	0	0.00	0	0.00		20.00	YES
238	IMPHAL WEST	MANIPUR	SHILLONG	71	67	94.37	65	91.55	2	2.82	4	5.63	-5.63	11.55	
239	CHANDEL	MANIPUR	SHILLONG	80	80	100.00	79	98.75	1	1.25	0	0.00		18.75	
240	TAMENGLONG	MANIPUR	SHILLONG	31	31	100.00	30	96.77	1	3.23	0	0.00		16.77	
241	IMPHAL EAST	MANIPUR	SHILLONG	40	40	100.00	39	97.50	1	2.50	0	0.00		17.50	
242	SERCHIP	MIZORAM	SHILLONG	57	57	100.00	57	100.00	0	0.00	0	0.00		20.00	YES
243	CHAMPHAI	MIZORAM	SHILLONG	15	13	86.67	12	80.00	1	6.67	2	13.33	-13.33	0.00	
244	KOLASIB	MIZORAM	SHILLONG	34	34	100.00	32	94.12	2	5.88	0	0.00		14.12	
245	LAWNGTLAI	MIZORAM	SHILLONG	6	6	100.00	6	100.00	0	0.00	0	0.00		20.00	YES
246	KOHIMA	NAGALAND	SHILLONG	43	43	100.00	33	76.74	10	23.26	0	0.00		-3.26	
247	PHEK	NAGALAND	SHILLONG	34	34	100.00	30	88.24	4	11.76	0	0.00		8.24	
248	MON	NAGALAND	SHILLONG	35	33	94.29	12	34.29	21	60.00	2	5.71	-5.71	-45.71	
249	DIMAPUR	NAGALAND	SHILLONG	38	35	92.11	25	65.79	10	26.32	3	7.89	-7.89	-14.21	
250	PEREN	NAGALAND	SHILLONG	22	22	100.00	21	95.45	1	4.55	0	0.00		15.45	
251	ZUNHEBOTO	NAGALAND	SHILLONG	30	30	100.00	28	93.33	2	6.67	0	0.00		13.33	
252	WEST SIKKIM	SIKKIM	SHILLONG	22	22	100.00	22	100.00	0	0.00	0	0.00		20.00	YES
253	NORTH SIKKIM	SIKKIM	SHILLONG	48	48	100.00	48	100.00	0	0.00	0	0.00		20.00	YES
254	SOUTH SIKKIM	SIKKIM	SHILLONG	40	40	100.00	40	100.00	0	0.00	0	0.00		20.00	YES
255	EAST SIKKIM	SIKKIM	SHILLONG	32	32	100.00	32	100.00	0	0.00	0	0.00		20.00	YES
256	KHOWAI	TRIPURA	SHILLONG	59	58	98.31	58	98.31	0	0.00	1	1.69	-1.69	18.31	
257	GOMATI	TRIPURA	SHILLONG	74	64	86.49	64	86.49	0	0.00	10	13.51	-13.51	6.49	
258	DHALAI	TRIPURA	SHILLONG	69	64	92.75	64	92.75	0	0.00	5	7.25	-7.25	12.75	
259	NORTH TRIPURA	TRIPURA	SHILLONG	20	20	100.00	20	100.00	0	0.00	0	0.00		20.00	YES

CBSE BOARD EXAMINATION RESULTS - 2020

SL. NO.	DISTRICT	STATE/UT	REGION	APPEARED	PASSED	PASS%	NO. OF FIRST CLASSES	% AGE OF FIRST CLASSES	NO. OF STUDENTS LESS THAN FIRST CLASSES	%AGE OF STUDENTS LESS THAN FIRST CLASSES	FAILED / COMPT. / OTHERS	FAILED / COMPT./ OTHERS' %AGE	DEVIATION FROM BENCH MARK		100 %1ST CLASS
													100 % PASS	*80% 1ST CLASS*	
	CLASS - XII														
260	PANIPAT	HARYANA	JAIPUR	58	58	100.00	55	94.83	3	5.17	0	0.00		14.83	
261	JHAJJAR	HARYANA	JAIPUR	73	73	100.00	73	100.00	0	0.00	0	0.00		20.00	YES
262	HISSAR	HARYANA	JAIPUR	61	61	100.00	59	96.72	2	3.28	0	0.00		16.72	
263	JIND	HARYANA	JAIPUR	77	77	100.00	73	94.81	4	5.19	0	0.00		14.81	
264	SIRSA	HARYANA	JAIPUR	75	75	100.00	74	98.67	1	1.33	0	0.00		18.67	
265	MOHINDERGARH	HARYANA	JAIPUR	48	46	95.83	43	89.58	3	6.25	2	4.17	-4.17	9.58	
266	SONEPAT	HARYANA	JAIPUR	40	40	100.00	32	80.00	8	20.00	0	0.00		0.00	
267	KAITHAL	HARYANA	JAIPUR	72	72	100.00	72	100.00	0	0.00	0	0.00		20.00	YES
268	BHIWANI	HARYANA	JAIPUR	59	59	100.00	57	96.61	2	3.39	0	0.00		16.61	
269	FARIDABAD	HARYANA	JAIPUR	79	78	98.73	74	93.67	4	5.06	1	1.27	-1.27	13.67	
270	KURUKSHETRA	HARYANA	JAIPUR	69	69	100.00	68	98.55	1	1.45	0	0.00		18.55	
271	REWARI	HARYANA	JAIPUR	72	72	100.00	72	100.00	0	0.00	0	0.00		20.00	YES
272	NUH	HARYANA	JAIPUR	61	60	98.36	60	98.36	0	0.00	1	1.64	-1.64	18.36	
273	PANCHKULA	HARYANA	JAIPUR	77	77	100.00	73	94.81	4	5.19	0	0.00		14.81	
274	KARNAL	HARYANA	JAIPUR	73	73	100.00	72	98.63	1	1.37	0	0.00		18.63	
275	AMBALA	HARYANA	JAIPUR	52	52	100.00	48	92.31	4	7.69	0	0.00		12.31	
276	YAMUNANAGAR	HARYANA	JAIPUR	69	68	98.55	68	98.55	0	0.00	1	1.45	-1.45	18.55	
277	ROHTAK	HARYANA	JAIPUR	52	52	100.00	52	100.00	0	0.00	0	0.00		20.00	YES
278	FATEHABAD	HARYANA	JAIPUR	64	64	100.00	63	98.44	1	1.56	0	0.00		18.44	
279	GURUGRAM	HARYANA	JAIPUR	61	61	100.00	61	100.00	0	0.00	0	0.00		20.00	YES
280	UNA	HP	CHANDIGARH	62	61	98.39	61	98.39	0	0.00	1	1.61	-1.61	18.39	
281	MANDI	HP	CHANDIGARH	77	77	100.00	74	96.10	3	3.90	0	0.00		16.10	
282	SIRMOUR	HP	CHANDIGARH	42	42	100.00	42	100.00	0	0.00	0	0.00		20.00	YES
283	KINNAUR	HP	CHANDIGARH	23	23	100.00	23	100.00	0	0.00	0	0.00		20.00	YES
284	CHAMBA	HP	CHANDIGARH	69	69	100.00	69	100.00	0	0.00	0	0.00		20.00	YES
285	SHIMLA	HP	CHANDIGARH	62	62	100.00	61	98.39	1	1.61	0	0.00		18.39	
286	HAMIRPUR	HP	CHANDIGARH	63	63	100.00	63	100.00	0	0.00	0	0.00		20.00	YES
287	KANGRA	HP	CHANDIGARH	66	66	100.00	66	100.00	0	0.00	0	0.00		20.00	YES
288	BILASPUR	HP	CHANDIGARH	78	78	100.00	77	98.72	1	1.28	0	0.00		18.72	
289	SOLAN	HP	CHANDIGARH	50	50	100.00	50	100.00	0	0.00	0	0.00		20.00	YES
290	KULLU	HP	CHANDIGARH	71	71	100.00	69	97.18	2	2.82	0	0.00		17.18	
291	MANDYA	KARNATAKA	HYDERABAD	76	76	100.00	75	98.68	1	1.32	0	0.00		18.68	
292	SHIMOGA	KARNATAKA	HYDERABAD	76	76	100.00	76	100.00	0	0.00	0	0.00		20.00	YES

CBSE BOARD EXAMINATION RESULTS - 2020

SL. NO.	DISTRICT	STATE/UT	REGION	APPEARED	PASSED	PASS%	NO. OF FIRST CLASSES	% AGE OF FIRST CLASSES	NO. OF STUDENTS LESS THAN FIRST CLASSES	%AGE OF STUDENTS LESS THAN FIRST CLASSES	FAILED / COMPT. / OTHERS	FAILED / COMPT./ OTHERS' %AGE	DEVIATION FROM BENCH MARK		100 %1ST CLASS
													100 % PASS	*80% 1ST CLASS*	
	CLASS - XII														
293	BANGLORE RURAL	KARNATAKA	HYDERABAD	62	61	98.39	60	96.77	1	1.61	1	1.61	-1.61	16.77	
294	CHIKKABALLAPUR	KARNATAKA	HYDERABAD	30	30	100.00	30	100.00	0	0.00	0	0.00		20.00	YES
295	YADAGERE	KARNATAKA	HYDERABAD	6	6	100.00	6	100.00	0	0.00	0	0.00		20.00	YES
296	KOPPAL	KARNATAKA	HYDERABAD	71	70	98.59	69	97.18	1	1.41	1	1.41	-1.41	17.18	
297	CHIKMAGLORE	KARNATAKA	HYDERABAD	39	39	100.00	39	100.00	0	0.00	0	0.00		20.00	YES
298	DHARWAD	KARNATAKA	HYDERABAD	38	38	100.00	38	100.00	0	0.00	0	0.00		20.00	YES
299	HASSAN	KARNATAKA	HYDERABAD	43	43	100.00	43	100.00	0	0.00	0	0.00		20.00	YES
300	KODAGU	KARNATAKA	HYDERABAD	61	61	100.00	60	98.36	1	1.64	0	0.00		18.36	
301	BIDAR	KARNATAKA	HYDERABAD	17	17	100.00	17	100.00	0	0.00	0	0.00		20.00	YES
302	BELGAUM	KARNATAKA	HYDERABAD	10	10	100.00	10	100.00	0	0.00	0	0.00		20.00	YES
303	BELLARY	KARNATAKA	HYDERABAD	20	20	100.00	20	100.00	0	0.00	0	0.00		20.00	YES
304	CHAMARAJNAGAR	KARNATAKA	HYDERABAD	43	43	100.00	43	100.00	0	0.00	0	0.00		20.00	YES
305	CHITRADURGA	KARNATAKA	HYDERABAD	26	26	100.00	26	100.00	0	0.00	0	0.00		20.00	YES
306	TUMKUR	KARNATAKA	HYDERABAD	22	21	95.45	21	95.45	0	0.00	1	4.55	-4.55	15.45	
307	N.CANARA	KARNATAKA	HYDERABAD	41	41	100.00	41	100.00	0	0.00	0	0.00		20.00	YES
308	BIJAPUR	KARNATAKA	HYDERABAD	28	28	100.00	28	100.00	0	0.00	0	0.00		20.00	YES
309	UDIPPI	KARNATAKA	HYDERABAD	32	32	100.00	32	100.00	0	0.00	0	0.00		20.00	YES
310	BANGLORE URBAN	KARNATAKA	HYDERABAD	294	294	100.00	294	100.00	0	0.00	0	0.00		20.00	YES
311	RAICHUR	KARNATAKA	HYDERABAD	19	19	100.00	19	100.00	0	0.00	0	0.00		20.00	YES
312	GADAG	KARNATAKA	HYDERABAD	14	14	100.00	14	100.00	0	0.00	0	0.00		20.00	YES
313	HAVERI	KARNATAKA	HYDERABAD	43	43	100.00	43	100.00	0	0.00	0	0.00		20.00	YES
314	SOUTH CANARA	KARNATAKA	HYDERABAD	24	24	100.00	24	100.00	0	0.00	0	0.00		20.00	YES
315	DAVANGERE	KARNATAKA	HYDERABAD	33	33	100.00	33	100.00	0	0.00	0	0.00		20.00	YES
316	BHAGALKOT	KARNATAKA	HYDERABAD	20	20	100.00	20	100.00	0	0.00	0	0.00		20.00	YES
317	MYSORE	KARNATAKA	HYDERABAD	40	40	100.00	40	100.00	0	0.00	0	0.00		20.00	YES
318	KALABURGI-II	KARNATAKA	HYDERABAD	17	17	100.00	14	82.35	3	17.65	0	0.00		2.35	
319	BALAGHAT	MADHYA PRADESH	BHOPAL	68	68	100.00	67	98.53	1	1.47	0	0.00		18.53	
320	BETUL	MADHYA PRADESH	BHOPAL	80	80	100.00	79	98.75	1	1.25	0	0.00		18.75	
321	BHIND	MADHYA PRADESH	BHOPAL	40	40	100.00	40	100.00	0	0.00	0	0.00		20.00	YES
322	BHOPAL	MADHYA PRADESH	BHOPAL	61	61	100.00	61	100.00	0	0.00	0	0.00		20.00	YES
323	CHHATARPUR	MADHYA PRADESH	BHOPAL	64	64	100.00	62	96.88	2	3.13	0	0.00		16.88	
324	CHHINDWARA	MADHYA PRADESH	BHOPAL	79	79	100.00	79	100.00	0	0.00	0	0.00		20.00	YES
325	DAMOH	MADHYA PRADESH	BHOPAL	72	72	100.00	71	98.61	1	1.39	0	0.00		18.61	

CBSE BOARD EXAMINATION RESULTS - 2020

SL. NO.	DISTRICT	STATE/UT	REGION	APPEARED	PASSED	PASS%	NO. OF FIRST CLASSES	% AGE OF FIRST CLASSES	NO. OF STUDENTS LESS THAN FIRST CLASSES	%AGE OF STUDENTS LESS THAN FIRST CLASSES	FAILED / COMPT. / OTHERS	FAILED / COMPT./ OTHERS' %AGE	DEVIATION FROM BENCH MARK		100 %1ST CLASS
													100 % PASS	*80% 1ST CLASS*	
	CLASS - XII														
326	DATIA	MADHYA PRADESH	BHOPAL	71	71	100.00	67	94.37	4	5.63	0	0.00		14.37	
327	DEWAS	MADHYA PRADESH	BHOPAL	66	66	100.00	65	98.48	1	1.52	0	0.00		18.48	
328	DHAR	MADHYA PRADESH	BHOPAL	80	80	100.00	80	100.00	0	0.00	0	0.00		20.00	YES
329	ASHOKNAGAR	MADHYA PRADESH	BHOPAL	78	77	98.72	67	85.90	10	12.82	1	1.28	-1.28	5.90	
330	GWALIOR	MADHYA PRADESH	BHOPAL	83	82	98.80	82	98.80	0	0.00	1	1.20	-1.20	18.80	
331	HOSHANGABAD	MADHYA PRADESH	BHOPAL	75	75	100.00	75	100.00	0	0.00	0	0.00		20.00	YES
332	INDORE	MADHYA PRADESH	BHOPAL	86	86	100.00	85	98.84	1	1.16	0	0.00		18.84	
333	JABALPUR	MADHYA PRADESH	BHOPAL	76	75	98.68	73	96.05	2	2.63	1	1.32	-1.32	16.05	
334	ALIRAJPUR	MADHYA PRADESH	BHOPAL	77	73	94.81	64	83.12	9	11.69	4	5.19	-5.19	3.12	
335	KHANDWA	MADHYA PRADESH	BHOPAL	38	38	100.00	38	100.00	0	0.00	0	0.00		20.00	YES
336	KHARGONE	MADHYA PRADESH	BHOPAL	45	45	100.00	45	100.00	0	0.00	0	0.00		20.00	YES
337	NEEMUCH	MADHYA PRADESH	BHOPAL	79	75	94.94	72	91.14	3	3.80	4	5.06	-5.06	11.14	
338	MANDLA	MADHYA PRADESH	BHOPAL	57	56	98.25	56	98.25	0	0.00	1	1.75	-1.75	18.25	
339	MORENA	MADHYA PRADESH	BHOPAL	85	85	100.00	84	98.82	1	1.18	0	0.00		18.82	
340	NARSINGHPUR	MADHYA PRADESH	BHOPAL	66	66	100.00	63	95.45	3	4.55	0	0.00		15.45	
341	PANNA	MADHYA PRADESH	BHOPAL	83	83	100.00	83	100.00	0	0.00	0	0.00		20.00	YES
342	RAJGARH	MADHYA PRADESH	BHOPAL	78	78	100.00	75	96.15	3	3.85	0	0.00		16.15	
343	RAISEN	MADHYA PRADESH	BHOPAL	69	66	95.65	54	78.26	12	17.39	3	4.35	-4.35	-1.74	
344	RATLAM - I	MADHYA PRADESH	BHOPAL	74	74	100.00	73	98.65	1	1.35	0	0.00		18.65	
345	REWA	MADHYA PRADESH	BHOPAL	67	67	100.00	67	100.00	0	0.00	0	0.00		20.00	YES
346	SAGAR	MADHYA PRADESH	BHOPAL	69	69	100.00	68	98.55	1	1.45	0	0.00		18.55	
347	SATNA	MADHYA PRADESH	BHOPAL	69	69	100.00	69	100.00	0	0.00	0	0.00		20.00	YES
348	SEHORE	MADHYA PRADESH	BHOPAL	64	62	96.88	62	96.88	0	0.00	2	3.13	-3.13	16.88	
349	ANUPPUR	MADHYA PRADESH	BHOPAL	71	71	100.00	69	97.18	2	2.82	0	0.00		17.18	
350	SEONI	MADHYA PRADESH	BHOPAL	74	74	100.00	73	98.65	1	1.35	0	0.00		18.65	
351	SIDHI	MADHYA PRADESH	BHOPAL	80	80	100.00	77	96.25	3	3.75	0	0.00		16.25	
352	SHAJAPUR	MADHYA PRADESH	BHOPAL	87	85	97.70	84	96.55	1	1.15	2	2.30	-2.30	16.55	
353	SHIVPURI	MADHYA PRADESH	BHOPAL	58	58	100.00	57	98.28	1	1.72	0	0.00		18.28	
354	TIKAMGARH	MADHYA PRADESH	BHOPAL	62	59	95.16	59	95.16	0	0.00	3	4.84	-4.84	15.16	
355	UJJAIN - I	MADHYA PRADESH	BHOPAL	59	59	100.00	58	98.31	1	1.69	0	0.00		18.31	
356	VIDISHA	MADHYA PRADESH	BHOPAL	70	70	100.00	67	95.71	3	4.29	0	0.00		15.71	
357	SHEOPUR	MADHYA PRADESH	BHOPAL	44	44	100.00	44	100.00	0	0.00	0	0.00		20.00	YES
358	KATNI	MADHYA PRADESH	BHOPAL	78	78	100.00	77	98.72	1	1.28	0	0.00		18.72	

CBSE BOARD EXAMINATION RESULTS - 2020

SL. NO.	DISTRICT	STATE/UT	REGION	APPEARED	PASSED	PASS%	NO. OF FIRST CLASSES	% AGE OF FIRST CLASSES	NO. OF STUDENTS LESS THAN FIRST CLASSES	%AGE OF STUDENTS LESS THAN FIRST CLASSES	FAILED / COMPT. / OTHERS	FAILED / COMPT./ OTHERS' %AGE	DEVIATION FROM BENCH MARK		100 %1ST CLASS
													100 % PASS	*80% 1ST CLASS*	
	CLASS - XII														
359	HARDA	MADHYA PRADESH	BHOPAL	41	41	100.00	41	100.00	0	0.00	0	0.00		20.00	YES
360	MANDSAUR	MADHYA PRADESH	BHOPAL	40	40	100.00	40	100.00	0	0.00	0	0.00		20.00	YES
361	DINDORI	MADHYA PRADESH	BHOPAL	65	65	100.00	63	96.92	2	3.08	0	0.00		16.92	
362	BARWANI	MADHYA PRADESH	BHOPAL	44	44	100.00	44	100.00	0	0.00	0	0.00		20.00	YES
363	SHAHDOL	MADHYA PRADESH	BHOPAL	36	36	100.00	36	100.00	0	0.00	0	0.00		20.00	YES
364	GUNA	MADHYA PRADESH	BHOPAL	49	49	100.00	49	100.00	0	0.00	0	0.00		20.00	YES
365	BURHANPUR	MADHYA PRADESH	BHOPAL	36	35	97.22	29	80.56	6	16.67	1	2.78	-2.78	0.56	
366	UMARIA	MADHYA PRADESH	BHOPAL	42	42	100.00	42	100.00	0	0.00	0	0.00		20.00	YES
367	UJJAIN - II	MADHYA PRADESH	BHOPAL	48	48	100.00	48	100.00	0	0.00	0	0.00		20.00	YES
368	MAHE	UT	HYDERABAD	28	28	100.00	28	100.00	0	0.00	0	0.00		20.00	YES
369	PONDYCHERRY	UT	HYDERABAD	64	63	98.44	63	98.44	0	0.00	1	1.56	-1.56	18.44	
370	KARAIKAL	UT	HYDERABAD	42	42	100.00	42	100.00	0	0.00	0	0.00		20.00	YES
371	MIDDLE ANDAMAN	UT	HYDERABAD	68	68	100.00	66	97.06	2	2.94	0	0.00		17.06	
372	CHITOOOR	A.P	HYDERABAD	66	64	96.97	62	93.94	2	3.03	2	3.03	-3.03	13.94	
373	GUNTUR	A.P	HYDERABAD	70	65	92.86	61	87.14	4	5.71	5	7.14	-7.14	7.14	
374	VISHAKAPATNAM	A.P	HYDERABAD	33	33	100.00	33	100.00	0	0.00	0	0.00		20.00	YES
375	WEST GODAVARY	A.P	HYDERABAD	41	41	100.00	41	100.00	0	0.00	0	0.00		20.00	YES
376	ANANTAPUR	A.P	HYDERABAD	37	37	100.00	37	100.00	0	0.00	0	0.00		20.00	YES
377	KURNOOL	A.P	HYDERABAD	39	39	100.00	39	100.00	0	0.00	0	0.00		20.00	YES
378	EAST GODAVARI	A.P	HYDERABAD	76	76	100.00	76	100.00	0	0.00	0	0.00		20.00	YES
379	YANAM	UT	HYDERABAD	8	6	75.00	6	75.00	0	0.00	2	25.00	-25.00	-5.00	
380	VIZIANAGARAM	A.P	HYDERABAD	37	37	100.00	37	100.00	0	0.00	0	0.00		20.00	YES
381	PRAKASHAM	A.P	HYDERABAD	31	31	100.00	30	96.77	1	3.23	0	0.00		16.77	
382	KADAPA	A.P	HYDERABAD	38	38	100.00	38	100.00	0	0.00	0	0.00		20.00	YES
383	SRIKAKULAM	A.P	HYDERABAD	37	37	100.00	37	100.00	0	0.00	0	0.00		20.00	YES
384	NELLORE	A.P	HYDERABAD	33	33	100.00	32	96.97	1	3.03	0	0.00		16.97	
385	KRISHNA	A.P	HYDERABAD	36	36	100.00	36	100.00	0	0.00	0	0.00		20.00	YES
386	E.GODAVARI-II	A.P	HYDERABAD	20	20	100.00	20	100.00	0	0.00	0	0.00		20.00	YES
387	PRAKASHAM-II	A.P	HYDERABAD	38	38	100.00	38	100.00	0	0.00	0	0.00		20.00	YES
388	NIZAMABAD	TELANGANA	HYDERABAD	63	62	98.41	59	93.65	3	4.76	1	1.59	-1.59	13.65	
389	KHAMMAM	TELANGANA	HYDERABAD	45	44	97.78	44	97.78	0	0.00	1	2.22	-2.22	17.78	
390	NALGONDA	TELANGANA	HYDERABAD	36	36	100.00	36	100.00	0	0.00	0	0.00		20.00	YES
391	ADILABAD	TELANGANA	HYDERABAD	39	39	100.00	39	100.00	0	0.00	0	0.00		20.00	YES

CBSE BOARD EXAMINATION RESULTS - 2020

SL. NO.	DISTRICT	STATE/UT	REGION	APPEARED	PASSED	PASS%	NO. OF FIRST CLASSES	% AGE OF FIRST CLASSES	NO. OF STUDENTS LESS THAN FIRST CLASSES	%AGE OF STUDENTS LESS THAN FIRST CLASSES	FAILED / COMPT. / OTHERS	FAILED / COMPT./ OTHERS' %AGE	DEVIATION FROM BENCH MARK		100 %1ST CLASS
													100 % PASS	*80% 1ST CLASS*	
	CLASS - XII														
392	MEDAK	TELANGANA	HYDERABAD	47	46	97.87	45	95.74	1	2.13	1	2.13	-2.13	15.74	
393	RANGA REDDY	TELANGANA	HYDERABAD	146	145	99.32	145	99.32	0	0.00	1	0.68	-0.68	19.32	
394	KARIMNAGAR	TELANGANA	HYDERABAD	40	39	97.50	39	97.50	0	0.00	1	2.50	-2.50	17.50	
395	WARANGAL	TELANGANA	HYDERABAD	27	27	100.00	27	100.00	0	0.00	0	0.00		20.00	YES
396	MAHABOOB NAGAR	TELANGANA	HYDERABAD	36	36	100.00	36	100.00	0	0.00	0	0.00		20.00	YES
397	MEERUT	UTTAR PRADESH	LUCKNOW	58	57	98.28	55	94.83	2	3.45	1	1.72	-1.72	14.83	
398	BULANDSHAHAR	UTTAR PRADESH	LUCKNOW	59	58	98.31	57	96.61	1	1.69	1	1.69	-1.69	16.61	
399	BAREILLY	UTTAR PRADESH	LUCKNOW	73	72	98.63	68	93.15	4	5.48	1	1.37	-1.37	13.15	
400	G B NAGAR	UTTAR PRADESH	LUCKNOW	67	67	100.00	64	95.52	3	4.48	0	0.00		15.52	
401	AGRA	UTTAR PRADESH	LUCKNOW	53	53	100.00	53	100.00	0	0.00	0	0.00		20.00	YES
402	MATHURA	UTTAR PRADESH	LUCKNOW	68	66	97.06	63	92.65	3	4.41	2	2.94	-2.94	12.65	
403	MAINPURI	UTTAR PRADESH	LUCKNOW	85	85	100.00	79	92.94	6	7.06	0	0.00		12.94	
404	ETAH	UTTAR PRADESH	LUCKNOW	78	77	98.72	74	94.87	3	3.85	1	1.28	-1.28	14.87	
405	HATHRAS	UTTAR PRADESH	LUCKNOW	61	58	95.08	55	90.16	3	4.92	3	4.92	-4.92	10.16	
406	FIROZABAD	UTTAR PRADESH	LUCKNOW	46	45	97.83	45	97.83	0	0.00	1	2.17	-2.17	17.83	
407	PILIBHIT	UTTAR PRADESH	LUCKNOW	75	66	88.00	64	85.33	2	2.67	9	12.00	-12.00	5.33	
408	SHAHJAHANPUR	UTTAR PRADESH	LUCKNOW	89	86	96.63	82	92.13	4	4.49	3	3.37	-3.37	12.13	
409	ALIGARH	UTTAR PRADESH	LUCKNOW	69	67	97.10	58	84.06	9	13.04	2	2.90	-2.90	4.06	
410	BAGPAT	UTTAR PRADESH	LUCKNOW	61	61	100.00	57	93.44	4	6.56	0	0.00		13.44	
411	GHAZIABAD	UTTAR PRADESH	LUCKNOW	33	33	100.00	33	100.00	0	0.00	0	0.00		20.00	YES
412	W. CHAMPARAN	BIHAR	PATNA	43	43	100.00	42	97.67	1	2.33	0	0.00		17.67	
413	GAYA - I	BIHAR	PATNA	26	26	100.00	25	96.15	1	3.85	0	0.00		16.15	
414	BHOJPUR	BIHAR	PATNA	51	50	98.04	47	92.16	3	5.88	1	1.96	-1.96	12.16	
415	SAMASTIPUR	BIHAR	PATNA	73	73	100.00	73	100.00	0	0.00	0	0.00		20.00	YES
416	BEGUSARAI	BIHAR	PATNA	73	73	100.00	71	97.26	2	2.74	0	0.00		17.26	
417	SHEIKHPURA	BIHAR	PATNA	50	50	100.00	49	98.00	1	2.00	0	0.00		18.00	
418	DARBHANGA	BIHAR	PATNA	58	58	100.00	56	96.55	2	3.45	0	0.00		16.55	
419	BANKA	BIHAR	PATNA	45	45	100.00	44	97.78	1	2.22	0	0.00		17.78	
420	PATNA	BIHAR	PATNA	50	50	100.00	47	94.00	3	6.00	0	0.00		14.00	
421	SUPAUL	BIHAR	PATNA	21	21	100.00	21	100.00	0	0.00	0	0.00		20.00	YES
422	NAWADA	BIHAR	PATNA	14	14	100.00	14	100.00	0	0.00	0	0.00		20.00	YES
423	NALANDA	BIHAR	PATNA	31	31	100.00	31	100.00	0	0.00	0	0.00		20.00	YES
424	MUZAFFARPUR	BIHAR	PATNA	66	63	95.45	62	93.94	1	1.52	3	4.55	-4.55	13.94	

CBSE BOARD EXAMINATION RESULTS - 2020

SL. NO.	DISTRICT	STATE/UT	REGION	APPEARED	PASSED	PASS%	NO. OF FIRST CLASSES	% AGE OF FIRST CLASSES	NO. OF STUDENTS LESS THAN FIRST CLASSES	%AGE OF STUDENTS LESS THAN FIRST CLASSES	FAILED / COMPT. / OTHERS	FAILED / COMPT./ OTHERS' %AGE	DEVIATION FROM BENCH MARK		100 %1ST CLASS
													100 % PASS	*80% 1ST CLASS*	
	CLASS - XII														
425	KATIHAR	BIHAR	PATNA	67	67	100.00	66	98.51	1	1.49	0	0.00		18.51	
426	PURNEA	BIHAR	PATNA	64	64	100.00	64	100.00	0	0.00	0	0.00		20.00	YES
427	MADHUBANI	BIHAR	PATNA	20	20	100.00	20	100.00	0	0.00	0	0.00		20.00	YES
428	AURANGABAD	BIHAR	PATNA	37	37	100.00	37	100.00	0	0.00	0	0.00		20.00	YES
429	VAISHALI	BIHAR	PATNA	70	70	100.00	70	100.00	0	0.00	0	0.00		20.00	YES
430	SIWAN	BIHAR	PATNA	27	27	100.00	27	100.00	0	0.00	0	0.00		20.00	YES
431	SARAN	BIHAR	PATNA	59	59	100.00	56	94.92	3	5.08	0	0.00		14.92	
432	SITAMARHI	BIHAR	PATNA	39	38	97.44	37	94.87	1	2.56	1	2.56	-2.56	14.87	
433	GOPALGANJ	BIHAR	PATNA	31	30	96.77	29	93.55	1	3.23	1	3.23	-3.23	13.55	
434	KAIMUR	BIHAR	PATNA	60	59	98.33	59	98.33	0	0.00	1	1.67	-1.67	18.33	
435	BUXAR	BIHAR	PATNA	72	72	100.00	71	98.61	1	1.39	0	0.00		18.61	
436	SAHARSA	BIHAR	PATNA	49	48	97.96	48	97.96	0	0.00	1	2.04	-2.04	17.96	
437	ARARIA	BIHAR	PATNA	32	32	100.00	31	96.88	1	3.13	0	0.00		16.88	
438	MADHEPURA	BIHAR	PATNA	73	70	95.89	68	93.15	2	2.74	3	4.11	-4.11	13.15	
439	E. CHAMPARAN	BIHAR	PATNA	34	34	100.00	34	100.00	0	0.00	0	0.00		20.00	YES
440	MUNGER	BIHAR	PATNA	49	48	97.96	47	95.92	1	2.04	1	2.04	-2.04	15.92	
441	JAMUI	BIHAR	PATNA	46	46	100.00	45	97.83	1	2.17	0	0.00		17.83	
442	KISHANGANJ	BIHAR	PATNA	25	25	100.00	24	96.00	1	4.00	0	0.00		16.00	
443	BHAGALPUR	BIHAR	PATNA	47	46	97.87	46	97.87	0	0.00	1	2.13	-2.13	17.87	
444	ROHTAS	BIHAR	PATNA	44	44	100.00	44	100.00	0	0.00	0	0.00		20.00	YES
445	LAKHISARAI	BIHAR	PATNA	32	32	100.00	32	100.00	0	0.00	0	0.00		20.00	YES
446	DUMKA	JHARKHAND	PATNA	59	53	89.83	51	86.44	2	3.39	6	10.17	-10.17	6.44	
447	RANCHI	JHARKHAND	PATNA	85	84	98.82	81	95.29	3	3.53	1	1.18	-1.18	15.29	
448	SERAIKELA	JHARKHAND	PATNA	83	83	100.00	80	96.39	3	3.61	0	0.00		16.39	
449	LOHARDAGA	JHARKHAND	PATNA	50	48	96.00	47	94.00	1	2.00	2	4.00	-4.00	14.00	
450	GUMLA	JHARKHAND	PATNA	79	77	97.47	69	87.34	8	10.13	2	2.53	-2.53	7.34	
451	GODDA	JHARKHAND	PATNA	30	29	96.67	29	96.67	0	0.00	1	3.33	-3.33	16.67	
452	LATEHAR	JHARKHAND	PATNA	67	67	100.00	62	92.54	5	7.46	0	0.00		12.54	
453	GIRIDIH	JHARKHAND	PATNA	65	64	98.46	63	96.92	1	1.54	1	1.54	-1.54	16.92	
454	SAHEBGANJ	JHARKHAND	PATNA	42	42	100.00	37	88.10	5	11.90	0	0.00		8.10	
455	BOKARO	JHARKHAND	PATNA	40	40	100.00	40	100.00	0	0.00	0	0.00		20.00	YES
456	CHATRA	JHARKHAND	PATNA	50	45	90.00	41	82.00	4	8.00	5	10.00	-10.00	2.00	
457	HAZARIBAGH	JHARKHAND	PATNA	33	33	100.00	33	100.00	0	0.00	0	0.00		20.00	YES

CBSE BOARD EXAMINATION RESULTS - 2020

SL. NO.	DISTRICT	STATE/UT	REGION	APPEARED	PASSED	PASS%	NO. OF FIRST CLASSES	% AGE OF FIRST CLASSES	NO. OF STUDENTS LESS THAN FIRST CLASSES	%AGE OF STUDENTS LESS THAN FIRST CLASSES	FAILED / COMPT. / OTHERS	FAILED / COMPT./ OTHERS' %AGE	DEVIATION FROM BENCH MARK		100 %1ST CLASS
													100 % PASS	*80% 1ST CLASS*	
	CLASS - XII														
458	DEOGHAR	JHARKHAND	PATNA	65	64	98.46	58	89.23	6	9.23	1	1.54	-1.54	9.23	
459	GARHWA	JHARKHAND	PATNA	38	38	100.00	38	100.00	0	0.00	0	0.00		20.00	YES
460	E. SINGHBHUM	JHARKHAND	PATNA	51	49	96.08	47	92.16	2	3.92	2	3.92	-3.92	12.16	
461	KODERMA	JHARKHAND	PATNA	64	64	100.00	61	95.31	3	4.69	0	0.00		15.31	
462	W. SINGHBHUM	JHARKHAND	PATNA	39	37	94.87	36	92.31	1	2.56	2	5.13	-5.13	12.31	
463	PAKUR - I	JHARKHAND	PATNA	71	71	100.00	69	97.18	2	2.82	0	0.00		17.18	
464	DHANBAD	JHARKHAND	PATNA	89	87	97.75	85	95.51	2	2.25	2	2.25	-2.25	15.51	
465	SIMDEGA	JHARKHAND	PATNA	72	71	98.61	70	97.22	1	1.39	1	1.39	-1.39	17.22	
466	JAMTARA	JHARKHAND	PATNA	30	29	96.67	27	90.00	2	6.67	1	3.33	-3.33	10.00	
467	ALLAHABAD	UTTAR PRADESH	LUCKNOW	127	127	100.00	127	100.00	0	0.00	0	0.00		20.00	YES
468	AMBEDKAR NAGAR	UTTAR PRADESH	LUCKNOW	26	26	100.00	26	100.00	0	0.00	0	0.00		20.00	YES
469	SULTANPUR	UTTAR PRADESH	LUCKNOW	78	78	100.00	78	100.00	0	0.00	0	0.00		20.00	YES
470	AURAIYA	UTTAR PRADESH	LUCKNOW	81	79	97.53	74	91.36	5	6.17	2	2.47	-2.47	11.36	
471	AZAMGARH	UTTAR PRADESH	LUCKNOW	64	63	98.44	59	92.19	4	6.25	1	1.56	-1.56	12.19	
472	BAHRAICH	UTTAR PRADESH	LUCKNOW	76	71	93.42	71	93.42	0	0.00	5	6.58	-6.58	13.42	
473	BALLIA	UTTAR PRADESH	LUCKNOW	63	59	93.65	57	90.48	2	3.17	4	6.35	-6.35	10.48	
474	BALRAMPUR	UTTAR PRADESH	LUCKNOW	73	71	97.26	69	94.52	2	2.74	2	2.74	-2.74	14.52	
475	BANDA	UTTAR PRADESH	LUCKNOW	40	40	100.00	40	100.00	0	0.00	0	0.00		20.00	YES
476	BARABANKI	UTTAR PRADESH	LUCKNOW	81	81	100.00	80	98.77	1	1.23	0	0.00		18.77	
477	BASTI	UTTAR PRADESH	LUCKNOW	41	40	97.56	40	97.56	0	0.00	1	2.44	-2.44	17.56	
478	CHANDAULI	UTTAR PRADESH	LUCKNOW	32	32	100.00	29	90.63	3	9.38	0	0.00		10.63	
479	CHITRAKOOT	UTTAR PRADESH	LUCKNOW	32	29	90.63	28	87.50	1	3.13	3	9.38	-9.38	7.50	
480	ETAWAH	UTTAR PRADESH	LUCKNOW	51	51	100.00	51	100.00	0	0.00	0	0.00		20.00	YES
481	FAIZABAD	UTTAR PRADESH	LUCKNOW	74	72	97.30	72	97.30	0	0.00	2	2.70	-2.70	17.30	
482	FARRUKHABAD	UTTAR PRADESH	LUCKNOW	48	46	95.83	43	89.58	3	6.25	2	4.17	-4.17	9.58	
483	FATEHPUR	UTTAR PRADESH	LUCKNOW	39	39	100.00	39	100.00	0	0.00	0	0.00		20.00	YES
484	GHAZIPUR	UTTAR PRADESH	LUCKNOW	37	36	97.30	36	97.30	0	0.00	1	2.70	-2.70	17.30	
485	GONDA	UTTAR PRADESH	LUCKNOW	76	76	100.00	76	100.00	0	0.00	0	0.00		20.00	YES
486	GORAKHPUR	UTTAR PRADESH	LUCKNOW	65	58	89.23	57	87.69	1	1.54	7	10.77	-10.77	7.69	
487	HAMIRPUR	UTTAR PRADESH	LUCKNOW	35	34	97.14	34	97.14	0	0.00	1	2.86	-2.86	17.14	
488	HARDOI	UTTAR PRADESH	LUCKNOW	75	73	97.33	73	97.33	0	0.00	2	2.67	-2.67	17.33	
489	JALAUN	UTTAR PRADESH	LUCKNOW	39	38	97.44	38	97.44	0	0.00	1	2.56	-2.56	17.44	
490	JAUNPUR	UTTAR PRADESH	LUCKNOW	48	48	100.00	48	100.00	0	0.00	0	0.00		20.00	YES

CBSE BOARD EXAMINATION RESULTS - 2020

SL. NO.	DISTRICT	STATE/UT	REGION	APPEARED	PASSED	PASS%	NO. OF FIRST CLASSES	% AGE OF FIRST CLASSES	NO. OF STUDENTS LESS THAN FIRST CLASSES	%AGE OF STUDENTS LESS THAN FIRST CLASSES	FAILED / COMPT. / OTHERS	FAILED / COMPT./ OTHERS' %AGE	DEVIATION FROM BENCH MARK		100 %1ST CLASS
													100 % PASS	*80% 1ST CLASS*	
	CLASS - XII														
491	JHANSI	UTTAR PRADESH	LUCKNOW	75	73	97.33	70	93.33	3	4.00	2	2.67	-2.67	13.33	
492	KANNAUJ	UTTAR PRADESH	LUCKNOW	31	30	96.77	26	83.87	4	12.90	1	3.23	-3.23	3.87	
493	KANPUR-NAGAR	UTTAR PRADESH	LUCKNOW	70	68	97.14	66	94.29	2	2.86	2	2.86	-2.86	14.29	
494	KANPUR DEHAT	UTTAR PRADESH	LUCKNOW	70	70	100.00	70	100.00	0	0.00	0	0.00		20.00	YES
495	KAUSHAMBI	UTTAR PRADESH	LUCKNOW	46	41	89.13	41	89.13	0	0.00	5	10.87	-10.87	9.13	
496	KUSHINAGAR	UTTAR PRADESH	LUCKNOW	32	32	100.00	32	100.00	0	0.00	0	0.00		20.00	YES
497	LAKHIMPUR KHIR	UTTAR PRADESH	LUCKNOW	43	43	100.00	43	100.00	0	0.00	0	0.00		20.00	YES
498	LALITPUR	UTTAR PRADESH	LUCKNOW	78	78	100.00	78	100.00	0	0.00	0	0.00		20.00	YES
499	LUCKNOW	UTTAR PRADESH	LUCKNOW	42	41	97.62	40	95.24	1	2.38	1	2.38	-2.38	15.24	
500	MAHARAJGANJ	UTTAR PRADESH	LUCKNOW	65	63	96.92	62	95.38	1	1.54	2	3.08	-3.08	15.38	
501	MAHOBA	UTTAR PRADESH	LUCKNOW	62	62	100.00	62	100.00	0	0.00	0	0.00		20.00	YES
502	MAU	UTTAR PRADESH	LUCKNOW	74	74	100.00	74	100.00	0	0.00	0	0.00		20.00	YES
503	MIRZAPUR	UTTAR PRADESH	LUCKNOW	87	87	100.00	85	97.70	2	2.30	0	0.00		17.70	
504	PRATAPGARH	UTTAR PRADESH	LUCKNOW	56	53	94.64	52	92.86	1	1.79	3	5.36	-5.36	12.86	
505	RAEBARELI	UTTAR PRADESH	LUCKNOW	62	60	96.77	58	93.55	2	3.23	2	3.23	-3.23	13.55	
506	SANT KABIR NAG	UTTAR PRADESH	LUCKNOW	34	34	100.00	34	100.00	0	0.00	0	0.00		20.00	YES
507	BHADOHI	UTTAR PRADESH	LUCKNOW	62	60	96.77	58	93.55	2	3.23	2	3.23	-3.23	13.55	
508	SHRAWASTI	UTTAR PRADESH	LUCKNOW	33	32	96.97	32	96.97	0	0.00	1	3.03	-3.03	16.97	
509	SIDDHARTH NAGA	UTTAR PRADESH	LUCKNOW	76	73	96.05	73	96.05	0	0.00	3	3.95	-3.95	16.05	
510	SITAPUR-I	UTTAR PRADESH	LUCKNOW	83	80	96.39	80	96.39	0	0.00	3	3.61	-3.61	16.39	
511	SONEBHADRA	UTTAR PRADESH	LUCKNOW	32	32	100.00	32	100.00	0	0.00	0	0.00		20.00	YES
512	UNNAO	UTTAR PRADESH	LUCKNOW	63	63	100.00	62	98.41	1	1.59	0	0.00		18.41	
513	VARANASI	UTTAR PRADESH	LUCKNOW	57	57	100.00	57	100.00	0	0.00	0	0.00		20.00	YES
514	IDUKKI	KERALA	HYDERABAD	39	39	100.00	39	100.00	0	0.00	0	0.00		20.00	YES
515	ERNAKULAM	KERALA	HYDERABAD	65	65	100.00	65	100.00	0	0.00	0	0.00		20.00	YES
516	PATANAMTHITTA	KERALA	HYDERABAD	78	78	100.00	78	100.00	0	0.00	0	0.00		20.00	YES
517	CALICUT	KERALA	HYDERABAD	62	62	100.00	62	100.00	0	0.00	0	0.00		20.00	YES
518	KASARGOD	KERALA	HYDERABAD	62	62	100.00	62	100.00	0	0.00	0	0.00		20.00	YES
519	KOTTAYAM	KERALA	HYDERABAD	69	69	100.00	69	100.00	0	0.00	0	0.00		20.00	YES
520	TRICHUR	KERALA	HYDERABAD	75	75	100.00	75	100.00	0	0.00	0	0.00		20.00	YES
521	PALAKKAD	KERALA	HYDERABAD	40	40	100.00	39	97.50	1	2.50	0	0.00		17.50	
522	MALLAPURAM	KERALA	HYDERABAD	38	38	100.00	38	100.00	0	0.00	0	0.00		20.00	YES
523	CANNANORE	KERALA	HYDERABAD	46	46	100.00	46	100.00	0	0.00	0	0.00		20.00	YES

CBSE BOARD EXAMINATION RESULTS - 2020

SL. NO.	DISTRICT	STATE/UT	REGION	APPEARED	PASSED	PASS%	NO. OF FIRST CLASSES	% AGE OF FIRST CLASSES	NO. OF STUDENTS LESS THAN FIRST CLASSES	%AGE OF STUDENTS LESS THAN FIRST CLASSES	FAILED / COMPT. / OTHERS	FAILED / COMPT./ OTHERS' %AGE	DEVIATION FROM BENCH MARK		100 %1ST CLASS
													100 % PASS	*80% 1ST CLASS*	
	CLASS - XII														
524	ALLEPPY	KERALA	HYDERABAD	39	39	100.00	39	100.00	0	0.00	0	0.00		20.00	YES
525	KOLLAM	KERALA	HYDERABAD	39	39	100.00	39	100.00	0	0.00	0	0.00		20.00	YES
526	TRIVENDRAM	KERALA	HYDERABAD	36	36	100.00	36	100.00	0	0.00	0	0.00		20.00	YES
527	WYNAD	KERALA	HYDERABAD	39	39	100.00	39	100.00	0	0.00	0	0.00		20.00	YES
528	MINYCOY	UT	HYDERABAD	7	7	100.00	7	100.00	0	0.00	0	0.00		20.00	YES
529	U S NAGAR	UTTARAKHAND	LUCKNOW	77	76	98.70	76	98.70	0	0.00	1	1.30	-1.30	18.70	
530	TEHRI GARHWAL	UTTARAKHAND	LUCKNOW	47	47	100.00	47	100.00	0	0.00	0	0.00		20.00	YES
531	ALMORA	UTTARAKHAND	LUCKNOW	78	78	100.00	77	98.72	1	1.28	0	0.00		18.72	
532	RUDRAPRAYAG	UTTARAKHAND	LUCKNOW	63	63	100.00	63	100.00	0	0.00	0	0.00		20.00	YES
533	MUZAFFARNAGAR	UTTAR PRADESH	LUCKNOW	69	65	94.20	65	94.20	0	0.00	4	5.80	-5.80	14.20	
534	UTTARKASHI	UTTARAKHAND	LUCKNOW	66	66	100.00	66	100.00	0	0.00	0	0.00		20.00	YES
535	BIJNOR	UTTAR PRADESH	LUCKNOW	89	85	95.51	84	94.38	1	1.12	4	4.49	-4.49	14.38	
536	HARIDWAR	UTTARAKHAND	LUCKNOW	74	71	95.95	68	91.89	3	4.05	3	4.05	-4.05	11.89	
537	SAMBHAL	UTTAR PRADESH	LUCKNOW	41	41	100.00	41	100.00	0	0.00	0	0.00		20.00	YES
538	CHAMPAWAT	UTTARAKHAND	LUCKNOW	45	45	100.00	45	100.00	0	0.00	0	0.00		20.00	YES
539	J P NAGAR	UTTAR PRADESH	LUCKNOW	73	66	90.41	62	84.93	4	5.48	7	9.59	-9.59	4.93	
540	SAHARANPUR	UTTAR PRADESH	LUCKNOW	35	34	97.14	34	97.14	0	0.00	1	2.86	-2.86	17.14	
541	MORADABAD	UTTAR PRADESH	LUCKNOW	42	42	100.00	42	100.00	0	0.00	0	0.00		20.00	YES
542	CHAMOLI	UTTARAKHAND	LUCKNOW	30	30	100.00	30	100.00	0	0.00	0	0.00		20.00	YES
543	NAINITAL	UTTARAKHAND	LUCKNOW	77	74	96.10	73	94.81	1	1.30	3	3.90	-3.90	14.81	
544	BAGESHWAR	UTTARAKHAND	LUCKNOW	43	43	100.00	42	97.67	1	2.33	0	0.00		17.67	
545	PAURI GARHWAL	UTTARAKHAND	LUCKNOW	30	29	96.67	29	96.67	0	0.00	1	3.33	-3.33	16.67	
546	PITHORAGARH	UTTARAKHAND	LUCKNOW	39	38	97.44	38	97.44	0	0.00	1	2.56	-2.56	17.44	
547	DEHRADUN	UTTARAKHAND	LUCKNOW	48	48	100.00	48	100.00	0	0.00	0	0.00		20.00	YES
548	MUNGESHPUR	DELHI	JAIPUR	59	59	100.00	58	98.31	1	1.69	0	0.00		18.31	

18 LIST OF JNVS ACHIEVING PASS PERCENTAGE LESS THAN 70%

CBSE BOARD EXAM RESULTS – 2020

CLASS –XII

S.NO.	JNV	STATE	REGION	PASS %

NIL

CLASS – X

S.NO.	JNV	STATE	REGION	PASS %
1	LONGLENG	NAGALAND	SHILLONG	33.33
2	DIMAPUR	NAGALAND	SHILLONG	61.70

CBSE BOARD EXAM RESULTS – 2019

CLASS – XII				
S.NO.	**JNV**	**STATE**	**REGION**	**PASS %**
1	ZUNHEBOTO	NAGALAND	SHILLONG	25.00
2	TAWANG	ARUNACHAL PRADESH	SHILLONG	40.00
3	EAST SIKKIM	SIKKIM	SHILLONG	45.45
4	SERCHIP	MIZORAM	SHILLONG	54.35
5	SOUTH GARO HILLS	MEGHALAYA	SHILLONG	54.55
6	SOUTH SIKKIM	SIKKIM	SHILLONG	56.41
7	PAPUMPARE	ARUNACHAL PRADESH	SHILLONG	62.50
8	PHEK	NAGALAND	SHILLONG	64.00
9	DIMAPUR	NAGALAND	SHILLONG	67.74
CLASS – X				
S.NO.	**JNV**	**STATE**	**REGION**	**PASS %**
1	DIMAPUR	NAGALAND	SHILLONG	45.45
2	PHEK	NAGALAND	SHILLONG	46.15
3	SERCHIP	MIZORAM	SHILLONG	47.06
4	SOUTH GARO HILLS	MEGHALAYA	SHILLONG	60.61
5	WOKHA	NAGALAND	SHILLONG	66.67

CBSE BOARD EXAM RESULTS – 2018

S.NO.	JNV (DISTRICT)	STATE/ UT	REGION	QUAL/ PASS %
(A)	**CLASS X**			QUAL %
1	UPPER DIBANG VALLEY	ARUNACHAL PRADESH	SHILLONG	40.74
2	EAST GARO HILLS	MEGHALAYA	SHILLONG	45.61
3	DIMAPUR	NAGALAND	SHILLONG	48.28
4	CAR NICOBAR	UT	HYDERABAD	61.76
5	TAWANG	ARUNACHAL PRADESH	SHILLONG	63.89
6	SOUTH GARO HILLS	MEGHALAYA	SHILLONG	65.31
7	JAINTIA HILLS	MEGHALAYA	SHILLONG	65.85
	DANG	GUJARAT	PUNE	69.23
S.NO.	JNV (DISTRICT)	STATE/ UT	REGION	QUAL/ PASS %
(B)	CLASS XII			
1	SOUTH GARO HILLS	MEGHALAYA	SHILLONG	51.16
2	TWANG	ARUNACHAL PRADESH	SHILLONG	36.36

CBSE BOARD EXAM RESULTS - 2017

S.NO.	JNV (DISTRICT)	STATE/ UT	REGION	QUAL/ PASS %
(A)	**CLASS X**			QUAL %
1	DIBANG VALLEY LOWER	ARUNACHAL PRADESH	SHILLONG	68.83
(B)	**CLASS XII**			PASS%
1	WEST KHASI HILLS	MEGHALAYA	SHILLONG	51.25
2	SOUTH GARO HILLS	MEGHALAYA	SHILLONG	52.63
3	TAWANG	ARUNACHAL PRADESH	SHILLONG	55.38
4	AMRITSAR - II*	PUNJAB	CHANDIGARH	57.14
5	PHEK	NAGALAND	SHILLONG	57.58
6	BHADRAK	ODISHA	BHOPAL	60.47
7	DANG	GUJARAT	PUNE	69.23
8	CHATRA	JHARKHAND	PATNA	69.57

CBSE BOARD EXAM RESULTS - 2016

S.NO.	JNV (DISTRICT)	STATE/ UT	REGION	QUAL/ PASS %
(A)	**CLASS X**			QUAL %
1	NAWADA	BIHAR	PATNA	69.74
(B)	**CLASS XII**			PASS%
1	PHEK	NAGALAND	SHILLONG	12.20
2	LONGLENG	NAGALAND	SHILLONG	47.62
3	UPPER DIBANG VALLEY	ARUNACHAL PRADESH	SHILLONG	64.29
4	NORTH TRIPURA	TRIPURA	SHILLONG	65.38
5	SAHIBGANJ	JHARKHAND	PATNA	69.86

19 LIST OF JNVS ACHIEVING FIRST CLASS PERCENTAGE LESS THAN 60%

CBSE BOARD EXAM RESULTS –2020

CLASS – X

S.NO.	JNV (DISTRICT)	STATE/ UT	REGION	FIRST CLASS %
1.	LONGLENG	NAGALAND	SHILLONG	NIL
2.	ZUNHEBOTO	NAGALAND	SHILLONG	5.56
3.	DIU	UTS	PUNE	10.61
4.	DIMAPUR	NAGALAND	SHILLONG	17.02
5.	SOUTH GARO HIL	MEGHALAYA	SHILLONG	23.53
6.	CHAMPHAI	MIZORAM	SHILLONG	23.53
7.	KOLASIB	MIZORAM	SHILLONG	23.81
8.	MON	NAGALAND	SHILLONG	25.00
9.	MOKOKCHUNG	NAGALAND	SHILLONG	30.00
10.	TAWANG	ARUNACHAL PRAD	SHILLONG	33.33
11.	KAPURTHALA	PB	CHANDIGAR	37.29
12.	WOKHA	NAGALAND	SHILLONG	38.71
13.	LAWNGTLAI	MIZORAM	SHILLONG	40.58
14.	KARAIKAL	UT	HYDERABAD	41.89
15.	KOHIMA	NAGALAND	SHILLONG	47.06
16.	PORBANDAR	GUJARAT	PUNE	47.44
17.	EAST GARO HILL	MEGHALAYA	SHILLONG	47.92
18.	WEST JAINTIA H	MEGHALAYA	SHILLONG	48.72
19.	YANAM	UT	HYDERABAD	49.23
20.	KARBI ANGLONG-	ASSAM	SHILLONG	51.28
21.	SILI	UTS	PUNE	51.95
22.	GOALPARA	ASSAM	SHILLONG	56.94
23.	KULGAM	J&K	CHANDIGAR	57.89
24.	SIMDEGA	JHARKHAND	PATNA	58.75
25.	PONDYCHERRY	UT	HYDERABAD	59.49

CLASS - XII

S.NO.	JNV (DISTRICT)	STATE/ UT	REGION	FIRST CLASS %
1	MON	NAGALAND	SHILLONG	34.91
2	VALPOI	GOA	PUNE	58.82

CBSE BOARD EXAM RESULTS –2018
CLASS – X

S.NO.	JNV (DISTRICT)	STATE/ UT	REGION	FIRST CLASS %
	CLASS – X			
1.	UPPER DIBANG VALLEY	ARUNACHAL PRADESH	SHILLONG	7.41
2.	ZUNHEBOTO	NAGALAND	SHILLONG	10.34
3.	WOKHA	NAGALAND	SHILLONG	13.04
4.	SOUTH GARO HILLS	MEGHALAYA	SHILLONG	14.29
5.	CAR NICOBAR	UT	HYDERABAD	14.71
6.	LAWNGTLAI	MIZORAM	SHILLONG	15.79
7.	TAWANG	ARUNACHAL PRADESH	SHILLONG	16.67
8.	KOLASIB	MIZORAM	SHILLONG	18.00
9.	MOKOKCHUNG	NAGALAND	SHILLONG	18.18
10.	WEST KHASI HILLS	MEGHALAYA	SHILLONG	22.73
11.	DIU	UT	PUNE	23.81
12.	DIMAPUR	NAGALAND	SHILLONG	27.59
13.	EAST GARO HILLS	MEGHALAYA	SHILLONG	28.07
14.	ANJAW	ARUNACHAL PRADESH	SHILLONG	28.57
15.	JAINTIA HILLS	MEGHALAYA	SHILLONG	32.93
16.	TAMENGLONG	MANIPUR	SHILLONG	35.00
17.	EAST KHASI HILLS 2	MEGHALAYA	SHILLONG	35.14
18.	PONDYCHERRY	UT	HYDERABAD	37.31
19.	TUENSANG	NAGALAND	SHILLONG	37.93
20.	LOWER DIBANG VALLEY	ARUNACHAL PRADESH	SHILLONG	39.53
21.	TIRAP	ARUNACHAL PRADESH	SHILLONG	41.03
22.	PEREN	NAGALAND	SHILLONG	41.94
23.	WEST SIKKIM	SIKKIM	SHILLONG	43.24
24.	KOKRAJHAR	ASSAM	SHILLONG	44.87
25.	SILVASSA	UT	PUNE	46.77
26.	KURUNG KUMEY	ARUNACHAL PRADESH	SHILLONG	47.37
27.	NORTH SIKKIM	SIKKIM	SHILLONG	48.05
28.	NANDURBAR I	MAHARASHTRA	PUNE	50.00
29.	MORIGAON	ASSAM	SHILLONG	50.00
30.	BAITHALANGSO	ASSAM	SHILLONG	50.00
31.	NARMADA	GUJRAT	PUNE	51.11
32.	SENAPATI - I	MANIPUR	SHILLONG	54.43
33.	DANTEWADA	CHHATTISGARH	BHOPAL	56.00
34.	CHANGLANG	ARUNACHAL PRADESH	SHILLONG	56.10
35.	BUDGAM	JAMMU & KASHMIR	CHANDIGARH	58.33
36.	RIBHOI	MEGHALAYA	SHILLONG	58.44
37.	WEST GARO HILLS	MEGHALAYA	SHILLONG	59.21

CLASS - XII

S.NO.	JNV (DISTRICT)	STATE/ UT	REGION	FIRST CLASS %
	CLASS – XII			
1.	LONGLENG	NAGALAND	SHILLONG	3.85
2.	SOUTH GARO HILLS	MEGHALAYA	SHILLONG	11.63
3.	LAWNGTLAI	MIZORAM	SHILLONG	16.67
4.	KOLASIB	MIZORAM	SHILLONG	19.05
5.	PHEK	NAGALAND	SHILLONG	30.30
6.	TAWANG	ARUNACHAL PRADESH	SHILLONG	30.91
7.	WEST KHASI HILLS	MEGHALAYA	SHILLONG	41.56
8.	DIMAPUR	NAGALAND	SHILLONG	44.74
9.	PEREN	NAGALAND	SHILLONG	46.43
10.	KARBI ANGLONG-I	ASSAM	SHILLONG	52.38
11.	MADHEPURA	BIHAR	PATNA	56.58
12.	DANG	GUJARAT	PUNE	56.76
13.	MOGA	PUNJAB	CHANDIGARH	58.67
14.	CHATRA	JHARKHAND	PATNA	58.82
15.	MON	NAGALAND	SHILLONG	58.82
16.	BHOJPUR	BIHAR	PATNA	59.38
17.	PURNEA	BIHAR	PATNA	59.72

CBSE BOARD EXAM RESULTS – 2017

S.NO.	JNV (DISTRICT)	STATE/ UT	REGION	7-10 CGPA %
	CLASS – X			
1	DIBANG VALLEY LOWER	ARUNACHAL PRADESH	SHILLONG	6.49
2	PHEK	NAGALAND	SHILLONG	8.82
3	CAR NICOBAR	A & N ISLANDS	HYDERABAD	17.65
4	MON	NAGALAND	SHILLONG	25.64
5	DIU	DAMAN & DIU	PUNE	26.67
6	JAYANTIAHILLS (JOWAI	MEGHALAYA	SHILLONG	29.49
7	MOKOKCHUNG	NAGALAND	SHILLONG	31.03
8	EAST GARO HILLS	MEGHALAYA	SHILLONG	34.15

S.NO.	JNV (DISTRICT)	STATE/ UT	REGION	7-10 CGPA %
	CLASS – X			
9	PEREN	NAGALAND	SHILLONG	36.11
10	TUENSANG	NAGALAND	SHILLONG	38.89
11	DIMAPUR	NAGALAND	SHILLONG	39.13
12	TAMENGLONG	MANIPUR	SHILLONG	40.48
13	SOUTH GARO HILLS	MEGHALAYA	SHILLONG	43.75
14	KOLASIB	MIZORAM	SHILLONG	46.15
15	WEST KHASI HILLS	MEGHALAYA	SHILLONG	47.22
16	SENAPATI	MANIPUR	SHILLONG	47.56
17	LAWNTHALAI	MIZORAM	SHILLONG	47.92
18	AMRITSAR - II*	PUNJAB	CHANDIGARH	48.48
19	WEST SIKKIM ROTHAK	SIKKIM	SHILLONG	48.68
20	UPPER SIANG	ARUNACHAL PRADESH	SHILLONG	48.72
21	SILI	DADRA & NAGAR HAVELI	PUNE	50.00
22	CHURACHANDPUR	MANIPUR	SHILLONG	50.77
23	PORBANDER	GUJARAT	PUNE	51.90
24	ZUNHEBOTO	NAGALAND	SHILLONG	52.38
25	TAWANG	ARUNACHAL PRADESH	SHILLONG	52.78
26	WEST GARO HILLS	MEGHALAYA	SHILLONG	53.03
27	UPPER DIBANG VALLEY	ARUNACHAL PRADESH	SHILLONG	53.33
28	TIRAP	ARUNACHAL PRADESH	SHILLONG	53.85
29	KARIMGANJ	ASSAM	SHILLONG	53.85
30	LAHAUL SPITI	HIMACHAL PRADESH	CHANDIGARH	56.41
31	ANJAW	ARUNACHAL PRADESH	SHILLONG	56.41
32	NONGPOH(RIBHOI)	MEGHALAYA	SHILLONG	57.14
33	TARANTARAN	PUNJAB	CHANDIGARH	58.06
34	CHAMPHAI	MIZORAM	SHILLONG	58.82
35	SIMDEGA	JHARKHAND	PATNA	59.49

LIST OF JNVS ACHIEVED FIRST CLASS PERCENTAGE LESS THAN 60%

S.NO.	JNV (DISTRICT)	STATE/ UT	REGION	FIRST CLASS %
	CLASS – XII			
1.	LONGLENG	NAGALAND	SHILLONG	5.71
2.	PHEK	NAGALAND	SHILLONG	9.09
3.	MON	NAGALAND	SHILLONG	26.23
4.	WEST KHASI HILLS	MEGHALAYA	SHILLONG	26.25
5.	SOUTH GARO HILLS	MEGHALAYA	SHILLONG	26.32
6.	TAWANG	ARUNACHAL PRADESH	SHILLONG	32.31
7.	UPPER DIBANG VALLEY	ARUNACHAL PRADESH	SHILLONG	42.86
8.	DIBANG VALLEY LOWER	ARUNACHAL PRADESH	SHILLONG	45.95
9.	DANG	GUJARAT	PUNE	46.15
10.	LOHIT	ARUNACHAL PRADESH	SHILLONG	46.30
11.	BHADRAK	ODISHA	BHOPAL	46.51
12.	KOHIMA	NAGALAND	SHILLONG	46.67
13.	AURANGABAD	BIHAR	PATNA	47.83
14.	KARBIANGLONG	ASSAM	SHILLONG	50.00
15.	CHATRA	JHARKHAND	PATNA	53.62
16.	BHARUCH	GUJARAT	PUNE	53.85
17.	SAHIBGANJ	JHARKHAND	PATNA	54.84
18.	SENAPATI	MANIPUR	SHILLONG	55.70
19.	GWALIOR	MADHYA PRADESH	BHOPAL	56.16
20.	AMRITSAR - II*	PUNJAB	CHANDIGARH	57.14
21.	BHOJPUR	BIHAR	PATNA	57.89
22.	SABARKANTHA	GUJARAT	PUNE	57.89
23.	MUNGER	BIHAR	PATNA	58.18
24.	YANAM	PONDICHERRY	HYDERABAD	58.33
25.	LAKHIMPUR	ASSAM	SHILLONG	58.49
26.	PAKUR	JHARKHAND	PATNA	58.54
27.	RAYAGADA	ODISHA	BHOPAL	59.26
28.	DUMKA	JHARKHAND	PATNA	59.26
29.	LOHARDAGA	JHARKHAND	PATNA	59.34
30.	S.R.N.(BHADOHI)	UTTAR PRADESH	LUCKNOW	59.52

CBSE BOARD EXAM – 2016

S.NO.	JNV (DISTRICT)	STATE/ UT	REGION	7-10 CGPA %
	CLASS – X			
1	SOUTH GARO HILLS	MEGHALAYA	SHILLONG	4.00
2	PHEK	NAGALAND	SHILLONG	6.06
3	LONGLENG	NAGALAND	SHILLONG	18.75
4	KOLASIB	MIZORAM	SHILLONG	28.57
5	MON	NAGALAND	SHILLONG	28.77
6	TUENSANG	NAGALAND	SHILLONG	31.25
7	WEST KHASI HILLS	MEGHALAYA	SHILLONG	31.58
8	CHANDEL	MANIPUR	SHILLONG	32.88
9	ANJAW	ARUNACHAL PRADESH	SHILLONG	33.33
10	NONGPOH(RIBHOI)	MEGHALAYA	SHILLONG	35.00
11	TAWANG	ARUNACHAL PRADESH	SHILLONG	37.14
12	EAST GARO HILLS	MEGHALAYA	SHILLONG	37.50
13	DIU	DAMAN & DIU	PUNE	38.78
14	JAYANTIAHILLS (JOWAI	MEGHALAYA	SHILLONG	43.04
15	TARANTARAN	PUNJAB	CHANDIGARH	45.45
16	WEST GARO HILLS	MEGHALAYA	SHILLONG	45.83
17	SENAPATI	MANIPUR	SHILLONG	46.15
18	DIMAPUR	NAGALAND	SHILLONG	46.67
19	LAKSHADWEEP	LAKSHADWEEP	HYDERABAD	48.15
20	KOHIMA	NAGALAND	SHILLONG	50.00
21	PEREN	NAGALAND	SHILLONG	50.00
22	SIMDEGA	JHARKHAND	PATNA	51.28
23	CHANGLONG	ARUNACHAL PRADESH	SHILLONG	52.63
24	REASI	JAMMU & KASHMIR	CHANDIGARH	52.94
25	SILI	DADRA & NAGAR HAVELI	PUNE	54.41
26	AMRITSAR - II*	PUNJAB	CHANDIGARH	55.17
27	NORTH SIKKIM	SIKKIM	SHILLONG	56.25
28	WEST TRIPURA	TRIPURA	SHILLONG	57.14
29	POONCH	JAMMU & KASHMIR	CHANDIGARH	57.14
30	LOHIT	ARUNACHAL PRADESH	SHILLONG	57.14
31	TIRAP	ARUNACHAL PRADESH	SHILLONG	57.50
32	KARAIKAL	PONDICHERRY	HYDERABAD	57.78
33	UPPER SUBANSIRI	ARUNACHAL PRADESH	SHILLONG	57.89
34	ZUNHEBOTO	NAGALAND	SHILLONG	57.89
35	LUNGLEI	MIZORAM	SHILLONG	58.49
36	CHURACHANDPUR	MANIPUR	SHILLONG	58.67
37	JHABUA	MADHYA PRADESH	BHOPAL	59.46

CBSE BOARD EXAM – 2016

LIST OF JNVS ACHIEVED FIRST CLASS PERCENTAGE LESS THAN 60%

S.NO.	*JNV (DISTRICT)*	*STATE/ UT*	*REGION*	*FIRST CLASS %*
	CLASS – XII			
1	PHEK	NAGALAND	SHILLONG	0.00
2	LONGLENG	NAGALAND	SHILLONG	9.52
3	EAST KEMENG	ARUNACHAL PRADESH	SHILLONG	26.47
4	UPPER DIBANG VALLEY	ARUNACHAL PRADESH	SHILLONG	28.57
5	MON	NAGALAND	SHILLONG	36.96
6	DEOGARH	JHARKHAND	PATNA	40.00
7	EAST SINGHBHUM	JHARKHAND	PATNA	49.30
8	WEST KHASI HILLS	MEGHALAYA	SHILLONG	53.25
9	TAWANG	ARUNACHAL PRADESH	SHILLONG	53.49
10	LOHARDAGA	JHARKHAND	PATNA	53.85
11	DANG	GUJARAT	PUNE	53.85
12	NORTH TRIPURA	TRIPURA	SHILLONG	53.85
13	BHOJPUR	BIHAR	PATNA	54.72
14	CHANGLONG	ARUNACHAL PRADESH	SHILLONG	56.47
15	DUMKA	JHARKHAND	PATNA	57.89
16	KOLASIB	MIZORAM	SHILLONG	58.97
17	LAKHIMPUR	ASSAM	SHILLONG	59.62

20 LIST OF JNVs ON MERIT IN TERMS OF CLASS AVERAGE MARKS IN OVERALL SUBJECTS

CLASS AVERAGE MARKS 75.00 & ABOVE (CLASS X & XII)

CBSE EXAM RESULTS - 2020

SL.	SCHOOL CODE	JNV - DISTRICT	STATE/UT	REGION	CLASS AVERAGE MARKS
					OVERALL SUBJECTS [INCLUDING ADDITIONAL SUBJECTS,IF ANY]
1	79008	ERNAKULAM	KERALA	HYDERABAD	89.20
2	49060	BANGLORE URBAN	KARNATAKA	HYDERABAD	89.07
3	44803	SIRMOUR	HP	CHANDIGARH	87.27
4	34057	GONDIA	MAHARASHTRA	PUNE	87.15
5	59533	MAHABOOB NAGAR	TELANGANA	HYDERABAD	86.37
6	59527	RANGA REDDY	TELANGANA	HYDERABAD	86.19
7	79019	TRIVENDRAM	KERALA	HYDERABAD	85.94
8	79017	ALLEPPY	KERALA	HYDERABAD	85.89
9	34068	CHANDRAPUR	MAHARASHTRA	PUNE	85.74
10	19086	PURI	ODISHA	BHOPAL	85.63
11	19074	BALASORE	ODISHA	BHOPAL	85.60
12	34082	KOLHAPUR	MAHARASHTRA	PUNE	85.54
13	79016	CANNANORE	KERALA	HYDERABAD	85.43
14	34070	AHMEDNAGAR	MAHARASHTRA	PUNE	85.32
15	34092	PUNE	MAHARASHTRA	PUNE	85.24
16	19058	KHURDA	ODISHA	BHOPAL	85.20
17	79007	IDUKKI	KERALA	HYDERABAD	85.15
18	59528	KARIMNAGAR	TELANGANA	HYDERABAD	85.11
19	79009	PATANAMTHITTA	KERALA	HYDERABAD	85.07
20	34086	SOLAPUR	MAHARASHTRA	PUNE	85.03
21	49037	HASSAN	KARNATAKA	HYDERABAD	84.87
22	19081	SONEPUR	ODISHA	BHOPAL	84.73
23	44802	MANDI	HP	CHANDIGARH	84.71
24	79010	CALICUT	KERALA	HYDERABAD	84.70
25	19069	JAGATSINGHPUR	ODISHA	BHOPAL	84.53
26	19066	NAYAGARH	ODISHA	BHOPAL	84.48
27	14058	BARMER	RAJASTHAN	JAIPUR	84.46
28	19178	MURSHIDABAD	W.BENGAL	PATNA	84.44
29	59531	WARANGAL	TELANGANA	HYDERABAD	84.41
30	19061	CUTTACK	ODISHA	BHOPAL	84.28
31	19062	KENDRAPADA	ODISHA	BHOPAL	84.26
32	84082	DEHRADUN	UTTARAKHAND	LUCKNOW	84.19
33	34062	WARDHA	MAHARASHTRA	PUNE	84.15
34	19079	DHENKANAL	ODISHA	BHOPAL	84.13
35	79015	MALLAPURAM	KERALA	HYDERABAD	84.11

CBSE EXAM RESULTS - 2020

SL.	SCHOOL CODE	JNV - DISTRICT	STATE/UT	REGION	CLASS AVERAGE MARKS
					OVERALL SUBJECTS [INCLUDING ADDITIONAL SUBJECTS,IF ANY]
36	19059	BARGARH	ODISHA	BHOPAL	84.09
37	49022	MANDYA	KARNATAKA	HYDERABAD	84.09
38	34058	NASIK	MAHARASHTRA	PUNE	84.04
39	84042	MUZAFFARNAGAR	UTTAR PRADESH	LUCKNOW	83.95
40	49044	BELGAUM	KARNATAKA	HYDERABAD	83.92
41	79012	KOTTAYAM	KERALA	HYDERABAD	83.77
42	59327	VIZIANAGARAM	A.P	HYDERABAD	83.75
43	69015	SAMASTIPUR	BIHAR	PATNA	83.74
44	59334	KRISHNA	A.P	HYDERABAD	83.70
45	79011	KASARGOD	KERALA	HYDERABAD	83.62
46	34087	WASHIM	MAHARASHTRA	PUNE	83.58
47	74014	DEORIA	UTTAR PRADESH	LUCKNOW	83.57
48	79013	TRICHUR	KERALA	HYDERABAD	83.42
49	74009	BANDA	UTTAR PRADESH	LUCKNOW	83.34
50	44807	HAMIRPUR	HP	CHANDIGARH	83.27
51	39189	UPPER SUBANSIRI	ARUNACHAL PRADESH	SHILLONG	83.25
52	59347	E.GODAVARI-II	A.P	HYDERABAD	83.21
53	34045	LATUR	MAHARASHTRA	PUNE	83.15
54	79020	WYNAD	KERALA	HYDERABAD	83.08
55	79018	KOLLAM	KERALA	HYDERABAD	82.98
56	84072	NAINITAL	UTTARAKHAND	LUCKNOW	82.94
57	74048	VARANASI	UTTAR PRADESH	LUCKNOW	82.91
58	14076	RAJSAMAND	RAJASTHAN	JAIPUR	82.90
59	14055	ALWAR	RAJASTHAN	JAIPUR	82.90
60	44810	SOLAN	HP	CHANDIGARH	82.85
61	34055	OSMANABAD	MAHARASHTRA	PUNE	82.84
62	74046	SONEBHADRA	UTTAR PRADESH	LUCKNOW	82.84
63	49051	BIJAPUR	KARNATAKA	HYDERABAD	82.82
64	84032	TEHRI GARHWAL	UTTARAKHAND	LUCKNOW	82.82
65	39236	NALBARI	ASSAM	SHILLONG	82.82
66	84065	MORADABAD	UTTAR PRADESH	LUCKNOW	82.77
67	59525	ADILABAD	TELANGANA	HYDERABAD	82.77
68	49069	SOUTH CANARA	KARNATAKA	HYDERABAD	82.54
69	74031	KUSHINAGAR	UTTAR PRADESH	LUCKNOW	82.46
70	49034	CHIKMAGLORE	KARNATAKA	HYDERABAD	82.45
71	84031	U S NAGAR	UTTARAKHAND	LUCKNOW	82.43
72	54043	SAGAR	MADHYA PRADESH	BHOPAL	82.43
73	34054	THANE	MAHARASHTRA	PUNE	82.37
74	19075	BOLANGIR	ODISHA	BHOPAL	82.33
75	19180	E. MEDINIPUR	W.BENGAL	PATNA	82.33
76	14059	BHILWARA	RAJASTHAN	JAIPUR	82.31
77	19076	SAMBALPUR	ODISHA	BHOPAL	82.30
78	74045	SITAPUR-I	UTTAR PRADESH	LUCKNOW	82.27

CBSE EXAM RESULTS - 2020

SL.	SCHOOL CODE	JNV - DISTRICT	STATE/UT	REGION	CLASS AVERAGE MARKS
					OVERALL SUBJECTS [INCLUDING ADDITIONAL SUBJECTS,IF ANY]
79	54057	MANDSAUR	MADHYA PRADESH	BHOPAL	82.26
80	24501	SANGRUR	PB	CHANDIGARH	82.25
81	34080	SINDHUDURG	MAHARASHTRA	PUNE	82.23
82	19013	JASHPUR	CHHATTISGARH	BHOPAL	82.13
83	34085	SATARA	MAHARASHTRA	PUNE	82.10
84	44808	KANGRA	HP	CHANDIGARH	82.07
85	74001	ALLAHABAD	UTTAR PRADESH	LUCKNOW	82.04
86	19063	BHADRAK	ODISHA	BHOPAL	81.99
87	19181	PURULIA	W.BENGAL	PATNA	81.98
88	69052	E. CHAMPARAN	BIHAR	PATNA	81.98
89	19004	JANJGIR CHAMPA	CHHATTISGARH	BHOPAL	81.97
90	34078	AURANGABAD	MAHARASHTRA	PUNE	81.92
91	44812	KULLU	HP	CHANDIGARH	81.76
92	74037	MAU	UTTAR PRADESH	LUCKNOW	81.73
93	19187	S.24 PARAGANAS-II	W.BENGAL	PATNA	81.72
94	14033	JAMNAGAR	GUJARAT	PUNE	81.70
95	74035	MAHARAJGANJ	UTTAR PRADESH	LUCKNOW	81.70
96	59519	NIZAMABAD	TELANGANA	HYDERABAD	81.69
97	14057	BARAN	RAJASTHAN	JAIPUR	81.61
98	14074	NAGAUR	RAJASTHAN	JAIPUR	81.61
99	34047	NANDED	MAHARASHTRA	PUNE	81.59
100	34079	RATNAGIRI	MAHARASHTRA	PUNE	81.57
101	69026	NALANDA	BIHAR	PATNA	81.57
102	14064	DAUSA	RAJASTHAN	JAIPUR	81.57
103	19011	SURAJPUR	CHHATTISGARH	BHOPAL	81.56
104	69071	ROHTAS	BIHAR	PATNA	81.55
105	59330	SRIKAKULAM	A.P	HYDERABAD	81.53
106	19185	DAKSHIN DINAJPUR	W.BENGAL	PATNA	81.52
107	59524	NALGONDA	TELANGANA	HYDERABAD	81.52
108	54025	DHAR	MADHYA PRADESH	BHOPAL	81.50
109	34059	BULDANA	MAHARASHTRA	PUNE	81.41
110	34065	JALNA	MAHARASHTRA	PUNE	81.36
111	64037	AGRA	UTTAR PRADESH	LUCKNOW	81.29
112	44809	BILASPUR	HP	CHANDIGARH	81.29
113	19171	UTTAR 24 PARGANA	W.BENGAL	PATNA	81.29
114	19010	KOREA	CHHATTISGARH	BHOPAL	81.26
115	14037	PATAN	GUJARAT	PUNE	81.20
116	59318	VISHAKAPATNAM	A.P	HYDERABAD	81.19
117	59324	KURNOOL	A.P	HYDERABAD	81.17
118	69038	SIWAN	BIHAR	PATNA	81.11
119	19182	W. MEDINAPUR	W.BENGAL	PATNA	81.09
120	14073	DHOLPUR	RAJASTHAN	JAIPUR	81.09
121	34063	JALGAON	MAHARASHTRA	PUNE	81.08

CBSE EXAM RESULTS - 2020

SL.	SCHOOL CODE	JNV - DISTRICT	STATE/UT	REGION	CLASS AVERAGE MARKS
					OVERALL SUBJECTS [INCLUDING ADDITIONAL SUBJECTS,IF ANY]
122	59319	WEST GODAVARY	A.P	HYDERABAD	81.07
123	39238	SONITPUR	ASSAM	SHILLONG	81.07
124	74039	PRATAPGARH	UTTAR PRADESH	LUCKNOW	81.06
125	14083	UDAIPUR	RAJASTHAN	JAIPUR	81.03
126	19175	BURDWAN	W.BENGAL	PATNA	80.98
127	54063	UMARIA	MADHYA PRADESH	BHOPAL	80.97
128	34067	BEED	MAHARASHTRA	PUNE	80.96
129	14069	JAIPUR	RAJASTHAN	JAIPUR	80.95
130	19065	NABARANGPUR	ODISHA	BHOPAL	80.92
131	64034	BULANDSHAHAR	UTTAR PRADESH	LUCKNOW	80.91
132	19071	KALAHANDI	ODISHA	BHOPAL	80.90
133	69030	PURNEA	BIHAR	PATNA	80.87
134	74038	MIRZAPUR	UTTAR PRADESH	LUCKNOW	80.87
135	74041	SANT KABIR NAGAR	UTTAR PRADESH	LUCKNOW	80.84
136	74020	GONDA	UTTAR PRADESH	LUCKNOW	80.84
137	39337	THOUBAL	MANIPUR	SHILLONG	80.82
138	19080	GANJAM	ODISHA	BHOPAL	80.81
139	19057	ANGUL	ODISHA	BHOPAL	80.80
140	14054	AJMER	RAJASTHAN	JAIPUR	80.80
141	69027	MUZAFFARPUR	BIHAR	PATNA	80.80
142	84040	RUDRAPRAYAG	UTTARAKHAND	LUCKNOW	80.78
143	69033	AURANGABAD	BIHAR	PATNA	80.78
144	44512	REWARI	HARYANA	JAIPUR	80.75
145	34056	NAGPUR	MAHARASHTRA	PUNE	80.73
146	19056	JHARSUGUDA	ODISHA	BHOPAL	80.69
147	84077	PAURI GARHWAL	UTTARAKHAND	LUCKNOW	80.68
148	14044	GANDHINAGAR	GUJARAT	PUNE	80.67
149	59201	MAHE	UT	HYDERABAD	80.66
150	19068	JAJPUR	ODISHA	BHOPAL	80.65
151	54019	BHOPAL	MADHYA PRADESH	BHOPAL	80.64
152	34064	YAVATMAL	MAHARASHTRA	PUNE	80.60
153	14070	JHUNJHUNU	RAJASTHAN	JAIPUR	80.59
154	54018	BHIND	MADHYA PRADESH	BHOPAL	80.59
155	24701	CHANDIGARH	PB	CHANDIGARH	80.58
156	74044	SIDDHARTH NAGAR	UTTAR PRADESH	LUCKNOW	80.58
157	74036	MAHOBA	UTTAR PRADESH	LUCKNOW	80.57
158	14072	KOTA	RAJASTHAN	JAIPUR	80.55
159	19007	RAJNANDGAON	CHHATTISGARH	BHOPAL	80.52
160	49057	UDIPPI	KARNATAKA	HYDERABAD	80.51
161	54059	BARWANI	MADHYA PRADESH	BHOPAL	80.48
162	19002	RAIGARH	CHHATTISGARH	BHOPAL	80.39
163	59522	KHAMMAM	TELANGANA	HYDERABAD	80.37
164	54016	BALAGHAT	MADHYA PRADESH	BHOPAL	80.37

CBSE EXAM RESULTS - 2020

SL.	SCHOOL CODE	JNV - DISTRICT	STATE/UT	REGION	CLASS AVERAGE MARKS
					OVERALL SUBJECTS [INCLUDING ADDITIONAL SUBJECTS,IF ANY]
165	49050	N.CANARA	KARNATAKA	HYDERABAD	80.36
166	69058	BHAGALPUR	BIHAR	PATNA	80.32
167	74018	FATEHPUR	UTTAR PRADESH	LUCKNOW	80.28
168	74025	JAUNPUR	UTTAR PRADESH	LUCKNOW	80.28
169	14081	TONK	RAJASTHAN	JAIPUR	80.27
170	19009	MAHASAMUND	CHHATTISGARH	BHOPAL	80.20
171	69537	GARHWA	JHARKHAND	PATNA	80.08
172	59348	PRAKASHAM-II	A.P	HYDERABAD	80.06
173	19073	SUNDARGARH	ODISHA	BHOPAL	80.05
174	49070	DAVANGERE	KARNATAKA	HYDERABAD	80.03
175	34101	PARBHANI	MAHARASHTRA	PUNE	80.03
176	74006	BAHRAICH	UTTAR PRADESH	LUCKNOW	80.00
177	84075	BAGESHWAR	UTTARAKHAND	LUCKNOW	79.97
178	39251	HAILAKANDI	ASSAM	SHILLONG	79.91
179	14082	BHARATPUR	RAJASTHAN	JAIPUR	79.90
180	34073	SANGLI	MAHARASHTRA	PUNE	79.88
181	49048	TUMKUR	KARNATAKA	HYDERABAD	79.88
182	24516	LUDHIANA	PB	CHANDIGARH	79.87
183	72046	SITAPUR-II	UTTAR PRADESH	LUCKNOW	79.87
184	14060	BIKANER	RAJASTHAN	JAIPUR	79.87
185	54053	VIDISHA	MADHYA PRADESH	BHOPAL	79.82
186	74043	SHRAWASTI	UTTAR PRADESH	LUCKNOW	79.82
187	69057	KISHANGANJ	BIHAR	PATNA	79.81
188	74019	GHAZIPUR	UTTAR PRADESH	LUCKNOW	79.74
189	54024	DEWAS	MADHYA PRADESH	BHOPAL	79.73
190	79014	PALAKKAD	KERALA	HYDERABAD	79.71
191	39259	DHUBRI	ASSAM	SHILLONG	79.68
192	19186	NADIA	W.BENGAL	PATNA	79.67
193	69012	W. CHAMPARAN	BIHAR	PATNA	79.65
194	69044	KAIMUR	BIHAR	PATNA	79.64
195	69035	VAISHALI	BIHAR	PATNA	79.60
196	69047	SAHARSA	BIHAR	PATNA	79.58
197	49033	KOPPAL	KARNATAKA	HYDERABAD	79.52
198	14066	JHALAWAR	RAJASTHAN	JAIPUR	79.50
199	74026	JHANSI	UTTAR PRADESH	LUCKNOW	79.49
200	74029	KANPUR DEHAT	UTTAR PRADESH	LUCKNOW	79.42
201	54036	MORENA	MADHYA PRADESH	BHOPAL	79.42
202	14031	KUTCH	GUJARAT	PUNE	79.40
203	74012	CHANDAULI	UTTAR PRADESH	LUCKNOW	79.40
204	14075	PALI	RAJASTHAN	JAIPUR	79.40
205	34042	AMRAVATI	MAHARASHTRA	PUNE	79.37
206	74015	ETAWAH	UTTAR PRADESH	LUCKNOW	79.36
207	39336	BISHNUPUR	MANIPUR	SHILLONG	79.34

CBSE EXAM RESULTS - 2020

SL.	SCHOOL CODE	JNV - DISTRICT	STATE/UT	REGION	CLASS AVERAGE MARKS
					OVERALL SUBJECTS [INCLUDING ADDITIONAL SUBJECTS,IF ANY]
208	84064	SAHARANPUR	UTTAR PRADESH	LUCKNOW	79.33
209	54020	CHHATARPUR	MADHYA PRADESH	BHOPAL	79.29
210	49071	BHAGALKOT	KARNATAKA	HYDERABAD	79.29
211	34106	DHULE	MAHARASHTRA	PUNE	79.25
212	69534	HAZARIBAGH	JHARKHAND	PATNA	79.23
213	49045	BELLARY	KARNATAKA	HYDERABAD	79.23
214	19082	RAYAGADA	ODISHA	BHOPAL	79.20
215	19085	NUAPADA	ODISHA	BHOPAL	79.19
216	69021	PATNA	BIHAR	PATNA	79.17
217	54038	PANNA	MADHYA PRADESH	BHOPAL	79.16
218	84059	CHAMPAWAT	UTTARAKHAND	LUCKNOW	79.15
219	44502	JHAJJAR	HARYANA	JAIPUR	79.15
220	14071	JODHPUR	RAJASTHAN	JAIPUR	79.15
221	19072	MAYURBHANJ	ODISHA	BHOPAL	79.12
222	54055	KATNI	MADHYA PRADESH	BHOPAL	79.11
223	34083	RAIGAD	MAHARASHTRA	PUNE	79.10
224	39583	EAST SIKKIM	SIKKIM	SHILLONG	79.09
225	14046	MEHSANA	GUJARAT	PUNE	79.09
226	14079	SIROHI	RAJASTHAN	JAIPUR	79.07
227	19176	HOOGHLY	W.BENGAL	PATNA	79.07
228	29030	JAFFARPURKALAN	DELHI	JAIPUR	79.06
229	44515	KARNAL	HARYANA	JAIPUR	78.99
230	39247	BARPETA	ASSAM	SHILLONG	78.99
231	54021	CHHINDWARA	MADHYA PRADESH	BHOPAL	78.98
232	49038	KODAGU	KARNATAKA	HYDERABAD	78.96
233	14045	BANASKANTHA	GUJARAT	PUNE	78.94
234	23560	JAMMU- I	J&K	CHANDIGARH	78.89
235	54017	BETUL	MADHYA PRADESH	BHOPAL	78.89
236	44511	KURUKSHETRA	HARYANA	JAIPUR	78.88
237	19179	BANKURA	W.BENGAL	PATNA	78.86
238	19183	KOOCH BIHAR	W.BENGAL	PATNA	78.86
239	44801	UNA	HP	CHANDIGARH	78.84
240	14030	GIR SOMNATH	GUJARAT	PUNE	78.79
241	14040	SURENDRANAGAR	GUJARAT	PUNE	78.78
242	59331	NELLORE	A.P	HYDERABAD	78.76
243	44520	GURUGRAM	HARYANA	JAIPUR	78.76
244	69529	GIRIDIH	JHARKHAND	PATNA	78.74
245	54054	SHEOPUR	MADHYA PRADESH	BHOPAL	78.72
246	84043	UTTARKASHI	UTTARAKHAND	LUCKNOW	78.70
247	84051	BIJNOR	UTTAR PRADESH	LUCKNOW	78.69
248	19184	S. 24 PARAGANAS- I	W. BENGAL	PATNA	78.67
249	19067	MALKANGIRI - I	ODISHA	BHOPAL	78.66
250	19078	PHULBANI	ODISHA	BHOPAL	78.63

CBSE EXAM RESULTS - 2020

SL.	SCHOOL CODE	JNV - DISTRICT	STATE/UT	REGION	CLASS AVERAGE MARKS OVERALL SUBJECTS [INCLUDING ADDITIONAL SUBJECTS,IF ANY]
251	44806	SHIMLA	HP	CHANDIGARH	78.59
252	74022	HAMIRPUR	UTTAR PRADESH	LUCKNOW	78.58
253	74021	GORAKHPUR	UTTAR PRADESH	LUCKNOW	78.57
254	14085	KARAULI	RAJASTHAN	JAIPUR	78.55
255	69079	GAYA - II	BIHAR	PATNA	78.52
256	14062	CHITTORGARH	RAJASTHAN	JAIPUR	78.51
257	19016	RAIPUR	CHHATTISGARH	BHOPAL	78.51
258	19003	KORBA	CHHATTISGARH	BHOPAL	78.50
259	54061	GUNA	MADHYA PRADESH	BHOPAL	78.48
260	19174	BIRBHUM	W.BENGAL	PATNA	78.47
261	74032	LAKHIMPUR KHIRI	UTTAR PRADESH	LUCKNOW	78.41
262	19083	DEOGARH	ODISHA	BHOPAL	78.40
263	54056	HARDA	MADHYA PRADESH	BHOPAL	78.38
264	24520	MOHALI	PB	CHANDIGARH	78.37
265	39195	LOWER SUBANSIRI	ARUNACHAL PRADESH	SHILLONG	78.35
266	74027	KANNAUJ	UTTAR PRADESH	LUCKNOW	78.33
267	24509	PATHANKOT	PB	CHANDIGARH	78.31
268	49073	MYSORE	KARNATAKA	HYDERABAD	78.30
269	14049	AMRELI	GUJARAT	PUNE	78.28
270	24904	KATHUA	J&K	CHANDIGARH	78.27
271	54065	UJJAIN - II	MADHYA PRADESH	BHOPAL	78.24
272	19077	KEONJHAR	ODISHA	BHOPAL	78.21
273	84056	SAMBHAL	UTTAR PRADESH	LUCKNOW	78.21
274	54039	RAJGARH	MADHYA PRADESH	BHOPAL	78.20
275	34094	AKOLA	MAHARASHTRA	PUNE	78.18
276	59323	ANANTAPUR	A.P	HYDERABAD	78.16
277	44509	BHIWANI	HARYANA	JAIPUR	78.13
278	69046	BUXAR	BIHAR	PATNA	78.12
279	59526	MEDAK	TELANGANA	HYDERABAD	78.12
280	74003	SULTANPUR	UTTAR PRADESH	LUCKNOW	78.11
281	19064	GAJAPATI	ODISHA	BHOPAL	78.10
282	49039	BIDAR	KARNATAKA	HYDERABAD	78.10
283	54042	REWA	MADHYA PRADESH	BHOPAL	78.10
284	74007	BALLIA	UTTAR PRADESH	LUCKNOW	78.09
285	84052	HARIDWAR	UTTARAKHAND	LUCKNOW	78.07
286	69074	ARWAL	BIHAR	PATNA	78.04
287	84034	ALMORA	UTTARAKHAND	LUCKNOW	78.03
288	*24519*	BARNALA	*PB*	*CHANDIGARH*	*78.00*
289	69022	SUPAUL	BIHAR	PATNA	78.00
290	19005	KABIRDHAM	CHHATTISGARH	BHOPAL	77.98
291	64044	SHAHJAHANPUR	UTTAR PRADESH	LUCKNOW	77.94
292	24910	KARGIL	J&K	CHANDIGARH	77.92
293	54030	JABALPUR	MADHYA PRADESH	BHOPAL	77.89

CBSE EXAM RESULTS - 2020

SL.	SCHOOL CODE	JNV - DISTRICT	STATE/UT	REGION	CLASS AVERAGE MARKS
					OVERALL SUBJECTS [INCLUDING ADDITIONAL SUBJECTS,IF ANY]
294	59329	KADAPA	A.P	HYDERABAD	77.89
295	39258	BAKSA	ASSAM	SHILLONG	77.88
296	54052	UJJAIN - I	MADHYA PRADESH	BHOPAL	77.86
297	69539	KODERMA	JHARKHAND	PATNA	77.86
298	74024	JALAUN	UTTAR PRADESH	LUCKNOW	77.83
299	54045	SEHORE	MADHYA PRADESH	BHOPAL	77.82
300	14061	BUNDI	RAJASTHAN	JAIPUR	77.79
301	69532	BOKARO	JHARKHAND	PATNA	77.78
302	39197	PAPUMPARE	ARUNACHAL PRADESH	SHILLONG	77.76
303	69041	SITAMARHI	BIHAR	PATNA	77.75
304	19015	DHAMTARI	CHHATTISGARH	BHOPAL	77.66
305	49047	CHITRADURGA	KARNATAKA	HYDERABAD	77.60
306	84078	PITHORAGARH	UTTARAKHAND	LUCKNOW	77.60
307	19014	KANKER	CHHATTISGARH	BHOPAL	77.59
308	39256	N.C. HILLS	ASSAM	SHILLONG	77.58
309	39243	DARRANG	ASSAM	SHILLONG	77.55
310	54049	SHAJAPUR	MADHYA PRADESH	BHOPAL	77.52
311	74033	LALITPUR	UTTAR PRADESH	LUCKNOW	77.52
312	54051	TIKAMGARH	MADHYA PRADESH	BHOPAL	77.52
313	39234	KARIMGANJ	ASSAM	SHILLONG	77.51
314	74010	BARABANKI	UTTAR PRADESH	LUCKNOW	77.48
315	24901	SHOPIAN	J&K	CHANDIGARH	77.43
316	39586	KHOWAI	TRIPURA	SHILLONG	77.43
317	39235	KAMRUP	ASSAM	SHILLONG	77.37
318	74008	BALRAMPUR	UTTAR PRADESH	LUCKNOW	77.34
319	34804	CANACONA	GOA	PUNE	77.32
320	59325	EAST GODAVARI	A.P	HYDERABAD	77.32
321	84069	CHAMOLI	UTTARAKHAND	LUCKNOW	77.30
322	69013	GAYA - I	BIHAR	PATNA	77.29
323	24911	GANDERBAL	J&K	CHANDIGARH	77.23
324	39254	BONGAIGAON	ASSAM	SHILLONG	77.22
325	39252	CHIRANG	ASSAM	SHILLONG	77.20
326	39587	GOMATI	TRIPURA	SHILLONG	77.20
327	54033	KHARGONE	MADHYA PRADESH	BHOPAL	77.19
328	39253	DHEMAJI	ASSAM	SHILLONG	77.19
329	54028	HOSHANGABAD	MADHYA PRADESH	BHOPAL	77.17
330	74005	AZAMGARH	UTTAR PRADESH	LUCKNOW	77.17
331	69028	KATIHAR	BIHAR	PATNA	77.14
332	69543	DHANBAD	JHARKHAND	PATNA	77.12
333	69536	DEOGHAR	JHARKHAND	PATNA	77.08
334	69076	LAKHISARAI	BIHAR	PATNA	77.07
335	74016	FAIZABAD	UTTAR PRADESH	LUCKNOW	77.07
336	64033	MEERUT	UTTAR PRADESH	LUCKNOW	77.06

CBSE EXAM RESULTS - 2020

SL.	SCHOOL CODE	JNV - DISTRICT	STATE/UT	REGION	CLASS AVERAGE MARKS
					OVERALL SUBJECTS [INCLUDING ADDITIONAL SUBJECTS,IF ANY]
337	24515	HOSHIARPUR	PB	CHANDIGARH	77.04
338	24909	ANANTNAG	J&K	CHANDIGARH	77.03
339	39239	CACHAR	ASSAM	SHILLONG	77.02
340	39241	KOKRAJHAR	ASSAM	SHILLONG	77.00
341	74042	BHADOHI	UTTAR PRADESH	LUCKNOW	76.97
342	69554	PALAMU - II	JHARKHAND	PATNA	76.92
343	44503	HISSAR	HARYANA	JAIPUR	76.92
344	74011	BASTI	UTTAR PRADESH	LUCKNOW	76.92
345	64047	GHAZIABAD	UTTAR PRADESH	LUCKNOW	76.91
346	14086	BANSWARA-II	RAJASTHAN	JAIPUR	76.90
347	69039	SARAN	BIHAR	PATNA	76.90
348	64035	BAREILLY	UTTAR PRADESH	LUCKNOW	76.88
349	54037	NARSINGHPUR	MADHYA PRADESH	BHOPAL	76.85
350	69066	SHEOHAR	BIHAR	PATNA	76.82
351	74028	KANPUR-NAGAR	UTTAR PRADESH	LUCKNOW	76.80
352	49065	RAICHUR	KARNATAKA	HYDERABAD	76.78
353	44804	KINNAUR	HP	CHANDIGARH	76.78
354	19060	BOUDH	ODISHA	BHOPAL	76.74
355	54022	DAMOH	MADHYA PRADESH	BHOPAL	76.74
356	44805	CHAMBA	HP	CHANDIGARH	76.73
357	19012	BASTAR	CHHATTISGARH	BHOPAL	76.72
358	19177	ALIPURDWAR	W.BENGAL	PATNA	76.68
359	64038	MATHURA	UTTAR PRADESH	LUCKNOW	76.65
360	69016	BEGUSARAI	BIHAR	PATNA	76.64
361	19008	BILASPUR	CHHATTISGARH	BHOPAL	76.61
362	39341	IMPHAL WEST	MANIPUR	SHILLONG	76.59
363	74034	LUCKNOW	UTTAR PRADESH	LUCKNOW	76.59
364	49023	SHIMOGA	KARNATAKA	HYDERABAD	76.56
365	44517	YAMUNANAGAR	HARYANA	JAIPUR	76.56
366	69533	CHATRA	JHARKHAND	PATNA	76.55
367	49025	BANGLORE RURAL	KARNATAKA	HYDERABAD	76.54
368	34071	HINGOLI	MAHARASHTRA	PUNE	76.52
369	74004	AURAIYA	UTTAR PRADESH	LUCKNOW	76.51
370	44505	SIRSA	HARYANA	JAIPUR	76.51
371	44519	FATEHABAD	HARYANA	JAIPUR	76.50
372	24508	ROPAR	PB	CHANDIGARH	76.48
373	14047	PANCHMAHAL	GUJARAT	PUNE	76.46
374	39340	UKHRUL - I	MANIPUR	SHILLONG	76.45
375	69049	MADHEPURA	BIHAR	PATNA	76.44
376	23563	REASI	J&K	CHANDIGARH	76.43
377	24518	AMRITSAR -I	PB	CHANDIGARH	76.36
378	14084	HANUMANGARH	RAJASTHAN	JAIPUR	76.33
379	54064	JHABUA - II	MADHYA PRADESH	BHOPAL	76.33

CBSE EXAM RESULTS - 2020

SL.	SCHOOL CODE	JNV - DISTRICT	STATE/UT	REGION	CLASS AVERAGE MARKS
					OVERALL SUBJECTS [INCLUDING ADDITIONAL SUBJECTS,IF ANY]
380	69025	NAWADA	BIHAR	PATNA	76.32
381	24905	KUPWARA	J&K	CHANDIGARH	76.30
382	24913	BADGAM	J&K	CHANDIGARH	76.28
383	44508	KAITHAL	HARYANA	JAIPUR	76.28
384	54050	SHIVPURI	MADHYA PRADESH	BHOPAL	76.26
385	74002	AMBEDKAR NAGAR	UTTAR PRADESH	LUCKNOW	76.21
386	14039	TAPI	GUJARAT	PUNE	76.21
387	54035	MANDLA	MADHYA PRADESH	BHOPAL	76.18
388	49078	KALABURGI-II	KARNATAKA	HYDERABAD	76.16
389	24503	MUKTSAR	PB	CHANDIGARH	76.14
390	69525	GODDA	JHARKHAND	PATNA	76.12
391	54060	SHAHDOL	MADHYA PRADESH	BHOPAL	76.11
392	54046	ANUPPUR	MADHYA PRADESH	BHOPAL	76.04
393	59312	CHITOOOR	A.P	HYDERABAD	76.01
394	24513	MANSA	PB	CHANDIGARH	76.01
395	74040	RAEBARELI	UTTAR PRADESH	LUCKNOW	75.96
396	14041	ARVALLI	GUJARAT	PUNE	75.96
397	49066	GADAG	KARNATAKA	HYDERABAD	75.95
398	44510	FARIDABAD	HARYANA	JAIPUR	75.94
399	49028	CHIKKABALLAPURA	KARNATAKA	HYDERABAD	75.94
400	39198	WEST SIANG	ARUNACHAL PRADESH	SHILLONG	75.90
401	74030	KAUSHAMBI	UTTAR PRADESH	LUCKNOW	75.87
402	24510	FEROZPUR	PB	CHANDIGARH	75.86
403	74013	CHITRAKOOT	UTTAR PRADESH	LUCKNOW	75.84
404	39581	NORTH SIKKIM	SIKKIM	SHILLONG	75.82
405	69538	E. SINGHBHUM	JHARKHAND	PATNA	75.81
406	74023	HARDOI	UTTAR PRADESH	LUCKNOW	75.81
407	54047	SEONI	MADHYA PRADESH	BHOPAL	75.81
408	39245	DIBRUGARH	ASSAM	SHILLONG	75.77
409	54044	SATNA	MADHYA PRADESH	BHOPAL	75.76
410	49067	HAVERI	KARNATAKA	HYDERABAD	75.74
411	89007	MUNGESHPUR	DELHI	JAIPUR	75.73
412	24514	MOGA	PB	CHANDIGARH	75.71
413	64043	PILIBHIT	UTTAR PRADESH	LUCKNOW	75.69
414	24511	BHATINDA	PB	CHANDIGARH	75.69
415	49036	DHARWAD	KARNATAKA	HYDERABAD	75.63
416	54027	GWALIOR	MADHYA PRADESH	BHOPAL	75.57
417	14042	BHAVNAGAR	GUJARAT	PUNE	75.55
418	54034	NEEMUCH	MADHYA PRADESH	BHOPAL	75.53
419	24914	POONCH	J&K	CHANDIGARH	75.49
420	19173	UTTAR DINAJPUR	W.BENGAL	PATNA	75.48
421	14043	VADODARA	GUJARAT	PUNE	75.45
422	39192	LOHIT	ARUNACHAL PRADESH	SHILLONG	75.41

CBSE EXAM RESULTS - 2020

SL.	SCHOOL CODE	JNV - DISTRICT	STATE/UT	REGION	CLASS AVERAGE MARKS
					OVERALL SUBJECTS [INCLUDING ADDITIONAL SUBJECTS,IF ANY]
423	49032	YADAGERE	KARNATAKA	HYDERABAD	75.38
424	19006	DURG	CHHATTISGARH	BHOPAL	75.38
425	69054	JAMUI	BIHAR	PATNA	75.35
426	54029	INDORE	MADHYA PRADESH	BHOPAL	75.35
427	44501	PANIPAT	HARYANA	JAIPUR	75.33
428	14078	SIKAR	RAJASTHAN	JAIPUR	75.30
429	34069	NANDURBAR I	MAHARASHTRA	PUNE	75.29
430	39244	GOLAGHAT	ASSAM	SHILLONG	75.29
431	54048	SIDHI	MADHYA PRADESH	BHOPAL	75.25
432	14063	CHURU	RAJASTHAN	JAIPUR	75.23
433	69540	PALAMU - I	JHARKHAND	PATNA	75.19
434	39246	TINSUKIA	ASSAM	SHILLONG	75.15
435	14068	JAISALMER	RAJASTHAN	JAIPUR	75.14
436	39344	IMPHAL EAST	MANIPUR	SHILLONG	75.13
437	14080	SAWAI MADHOPUR	RAJASTHAN	JAIPUR	75.13
438	59252	MIDDLE ANDAMAN	UT	HYDERABAD	75.10
439	24912	DODA	J&K	CHANDIGARH	75.09
440	34046	GADCHIROLI	MAHARASHTRA	PUNE	75.04
441	39339	SENAPATI - I	MANIPUR	SHILLONG	75.02

21

HIGHEST CLASS AVERAGE - SUBJECT WISE -2020

SL.	SUBJECT	JNV - DISTT	STATE/UT	REGION	TOP CLASS AVERAGE - MARKS	NO. OF STUDENTS INCLUDING ADDITIONAL SUBJECTS							
						APPEARED	PASSED	ACHIVED MARKS BETWEEN 33 - 40	ACHIVED MARKS BETWEEN 40-49	ACHIVED MARKS BETWEEN 50-59	ACHIVED MARKS BETWEEN 60 - 74	ACHIVED MARKS BETWEEN 75-89	ACHIVED MARKS BETWEEN 90-100
(A)	**CLASS - X**												
1	ODIA	KANKER	CHHATTISGARH	BHOPAL	99.00	1	1	0	0	0	0	0	1
2	MARATHI	KOLHAPUR	MAHARASHTRA	PUNE	98.31	74	74	0	0	0	0	1	73
3	HINDI COURSE-B	CUTTACK	ODISHA	BHOPAL	98.00	1	1	0	0	0	0	0	1
4	HINDI COURSE-A	PUNE	MAHARASHTRA	PUNE	97.00	1	1	0	0	0	0	0	1
5	MALAYALAM	CHAMARAJNAGAR	KARNATAKA	HYDERABAD	97.00	1	1	0	0	0	0	0	1
6	PAINTING	VAISHALI	BIHAR	PATNA	97.00	1	1	0	0	0	0	0	1
7	BENGALI	BURDWAN	W.BENGAL	PATNA	95.33	33	33	0	0	0	0	4	29
8	MATHEMATICS STANDA	HAILAKANDI	ASSAM	SHILLONG	95.21	34	34	0	0	0	0	5	29
9	SOCIAL SCIENCE	ERNAKULAM	KERALA	HYDERABAD	94.80	84	84	0	0	0	0	9	75
10	PUNJABI	BARNALA	PB	CHANDIGARH	94.71	75	75	0	0	0	1	7	67
11	COMPUTER APPLICATI	AZAMGARH	UTTAR PRADESH	LUCKNOW	94.67	3	3	0	0	0	0	0	3
12	KANNADA	KALABURGI-II	KARNATAKA	HYDERABAD	93.59	76	76	0	0	0	2	11	63
13	GUJARATI	JAMNAGAR	GUJARAT	PUNE	92.57	74	74	0	0	0	0	18	56
14	ENGLISH LANG & LIT	ERNAKULAM	KERALA	HYDERABAD	92.42	84	84	0	0	0	2	18	64
15	ASSAMESE	NALBARI	ASSAM	SHILLONG	92.29	45	45	0	0	0	0	11	34
16	TELUGU - TELANGANA	VISHAKAPATNAM	A.P	HYDERABAD	92.00	1	1	0	0	0	0	0	1
17	TELUGU	KURNOOL	A.P	HYDERABAD	91.17	78	78	0	0	1	2	19	56
18	HEALTH CARE	YAMUNANAGAR	HARYANA	JAIPUR	91.00	1	1	0	0	0	0	0	1
19	URDU COURSE-A	BADGAM	J&K	CHANDIGARH	89.31	36	36	0	0	0	2	11	23
20	MANIPURI	THOUBAL	MANIPUR	SHILLONG	88.89	79	79	0	0	2	2	29	46
21	HIND. MUSIC (VOCAL	DARBHANGA	BIHAR	PATNA	88.85	26	26	0	0	0	0	14	12
22	INTRODUCTION TO FI	SAHARSA	BIHAR	PATNA	88.11	85	85	0	0	1	7	30	47
23	INFORMATION TECHNO	FATEHPUR	UTTAR PRADESH	LUCKNOW	85.78	40	40	0	0	0	4	19	17
24	SCIENCE	ERNAKULAM	KERALA	HYDERABAD	85.74	84	84	0	0	1	15	26	42
25	URDU COURSE B	AZAMGARH	UTTAR PRADESH	LUCKNOW	84.94	34	34	0	0	0	3	20	11
26	MATHEMATICS BASIC	VIZIANAGARAM	A.P	HYDERABAD	84.00	5	5	0	0	0	1	3	1
27	NEPALI	DARJEELING	W.BENGAL	PATNA	80.12	26	26	0	1	0	5	17	3
28	MIZO	KOLASIB	MIZORAM	SHILLONG	77.80	15	15	0	0	0	5	10	0
29	TAMIL	PONDYCHERRY	UT	HYDERABAD	76.42	79	79	0	3	6	21	42	7

SL.	SUBJECT	JNV - DISTT	STATE/UT	REGION	TOP CLASS AVERAGE - MARKS	APPEARED	PASSED	ACHIVED MARKS BETWEEN 33 - 40	ACHIVED MARKS BETWEEN 40-49	ACHIVED MARKS BETWEEN 50-59	ACHIVED MARKS BETWEEN 60 - 74	ACHIVED MARKS BETWEEN 75-89	ACHIVED MARKS BETWEEN 90-100
(B) CLASS - XII													
1	ACCOUNTANCY	PATANAMTHITTA	KERALA	HYDERABAD	94.73	40	40	0	0	0	0	3	37
2	APP/COMMERCIAL ART	KOKRAJHAR	ASSAM	SHILLONG	96.00	5	5	0	0	0	0	0	5
3	BANKING	ROPAR	PB	CHANDIGARH	87.23	13	13	0	0	0	0	8	5
4	BENGALI	PURULIA	W.BENGAL	PATNA	88.84	19	19	0	0	0	0	8	11
5	BIOLOGY	MUZAFFARNAGAR	UTTAR PRADESH	LUCKNOW	96.43	7	7	0	0	0	0	0	7
6	BIOTECHNOLOGY	HAMIRPUR	HP	CHANDIGARH	91.92	12	12	0	0	0	0	4	8
7	BUSINESS STUDIES	KOTTAYAM	KERALA	HYDERABAD	93.43	28	28	0	0	0	0	3	25
8	CHEMISTRY	BHIND	MADHYA PRADESH	BHOPAL	94.43	40	40	0	0	0	0	2	38
9	COMPUTER SCIENCE (New)	BUXAR	BIHAR	PATNA	92.30	10	10	0	0	0	0	1	9
10	COMPUTER SCIENCE (Old)	HASSAN	KARNATAKA	HYDERABAD	94.12	17	17	0	0	0	0	2	15
11	ECONOMICS	TRICHUR	KERALA	HYDERABAD	92.16	38	38	0	0	0	3	5	30
12	ENGLISH CORE	IDUKKI	KERALA	HYDERABAD	96.85	39	39	0	0	0	0	0	39
13	FINANCIAL MARKETS	TIKAMGARH	MADHYA PRADESH	BHOPAL	91.52	27	27	0	0	0	0	6	21
14	FOOD PRODUCTION	MURSHIDABAD	W.BENGAL	PATNA	94.11	19	19	0	0	0	0	1	18
15	FRONT OFFICE OPERA	MURSHIDABAD	W.BENGAL	PATNA	97.63	19	19	0	0	0	0	0	19
16	GEOGRAPHY	NAGAUR	RAJASTHAN	JAIPUR	93.06	35	35	0	0	0	1	3	31
17	GUJARATI	BHARUCH	GUJARAT	PUNE	89.25	4	4	0	0	0	0	1	3
18	HIND MUSIC.VOCAL	SAMASTIPUR	BIHAR	PATNA	98.86	21	21	0	0	0	0	0	21
19	HIND.PER INS.	BUXAR	BIHAR	PATNA	97.00	1	1	0	0	0	0	0	1
20	HINDI CORE	ANANTNAG	J&K	CHANDIGARH	95.00	1	1	0	0	0	0	0	1
21	HINDI ELECTIVE	HARIDWAR	UTTARAKHAND	LUCKNOW	84.79	33	33	0	0	0	5	14	14
22	HISTORY	RAJSAMAND	RAJASTHAN	JAIPUR	94.66	32	32	0	0	0	0	1	31
23	INFORMATICS PRAC. (New)	PONDYCHERRY	UT	HYDERABAD	91.16	45	45	0	0	0	0	13	32
24	INFORMATICS PRAC.(Old)	PALI	RAJASTHAN	JAIPUR	94.88	8	8	0	0	0	0	0	8
25	INFORMATION TECHNO	BOKARO	JHARKHAND	PATNA	92.80	10	10	0	0	0	0	2	8

SL.	SUBJECT	JNV - DISTT	STATE/UT	REGION	TOP CLASS AVERAGE - MARKS	APPEARED	PASSED	ACHIVED MARKS BETWEEN 33 - 40	ACHIVED MARKS BETWEEN 40-49	ACHIVED MARKS BETWEEN 50-59	ACHIVED MARKS BETWEEN 60 - 74	ACHIVED MARKS BETWEEN 75-89	ACHIVED MARKS BETWEEN 90-100
26	KANNADA	MYSORE	KARNATAKA	HYDERABAD	87.63	40	40	0	0	0	1	22	17
27	KATHAK - DANCE	BUXAR	BIHAR	PATNA	97.50	2	2	0	0	0	0	0	2
28	MANIPURI	UKHRUL - I	MANIPUR	SHILLONG	90.38	8	8	0	0	0	0	2	6
29	MARATHI	GONDIA	MAHARASHTRA	PUNE	88.63	19	19	0	0	0	0	9	10
30	MARKETING	DHENKANAL	ODISHA	BHOPAL	86.65	26	26	0	0	1	2	11	12
31	MATHEMATICS	KARAULI	RAJASTHAN	JAIPUR	93.28	18	18	0	0	0	0	3	15
32	ODIA	BOLANGIR	ODISHA	BHOPAL	83.00	44	44	0	0	1	3	34	6
33	OFFICE PROCEDURES	KODAGU	KARNATAKA	HYDERABAD	83.38	21	21	0	0	2	1	12	6
34	PAINTING	SHIMLA	HP	CHANDIGARH	97.90	21	21	0	0	0	0	0	21
35	PHYSICAL EDUCATION	SENAPATI - I	MANIPUR	SHILLONG	93.83	6	6	0	0	0	0	1	5
36	PHYSICS	BANGLORE URBAN	KARNATAKA	HYDERABAD	92.97	294	294	0	0	0	3	33	258
37	SCULPTURE	MUNGESHPUR	DELHI	JAIPUR	99.56	9	9	0	0	0	0	0	9
38	SHORTHAND (ENGLISH	KODAGU	KARNATAKA	HYDERABAD	88.14	21	21	0	0	0	2	7	12
39	TAMIL	PONDYCHERRY	UT	HYDERABAD	86.91	32	32	0	0	0	1	18	13
40	TAXATION	MANDI	HP	CHANDIGARH	85.38	13	13	0	0	0	2	5	6
41	TELUGU	KADAPA	A.P	HYDERABAD	88.86	7	7	0	0	0	0	4	3
42	TELUGU TELANGANA	RANGA REDDY	TELANGANA	HYDERABAD	88.57	14	14	0	0	0	1	4	9
43	TOURISM	BHOPAL	MADHYA PRADESH	BHOPAL	94.37	19	19	0	0	0	0	2	17
44	URDU CORE	LEH	J&K	CHANDIGARH	92.07	15	15	0	0	0	0	4	11
45	URDU ELECTIVE	ANANTNAG	J&K	CHANDIGARH	85.83	6	6	0	0	0	1	2	3
46	WEB APPLICATION	BOKARO	JHARKHAND	PATNA	92.40	10	10	0	0	0	0	4	6

CBSE EXAMINATION RESULTS - 2020 (CLASS - X)

ALL SUBJECTS (INCLUDING ADDITIONAL SUBJECT)

SCH CODE	REGION	STATE	JNV	SUB CODE	SUBJ NAME	APPEARED	PASSED	FAILED	ABSENT	L33	e33l40	e40l50	e50l60	e60l75	e75l90	e90a	Subj. Avg
19001	BHOPAL	CHHATTISGARH	DANTEWADA	002	HINDI COURSE-A	78	78	0	0	0	0	2	7	36	31	2	72.00
19001	BHOPAL	CHHATTISGARH	DANTEWADA	041	MATHEMATICS STD	66	65	1	0	0	16	10	16	12	8	3	55.59
19001	BHOPAL	CHHATTISGARH	DANTEWADA	086	SCIENCE - THEORY	78	78	0	0	0	8	15	15	23	16	1	60.69
19001	BHOPAL	CHHATTISGARH	DANTEWADA	087	SOCIAL SCIENCE	78	78	0	0	0	0	3	8	25	36	6	74.13
19001	BHOPAL	CHHATTISGARH	DANTEWADA	184	ENGLISH LNG & LIT.	78	78	0	0	0	5	8	19	31	13	2	62.73
19001	BHOPAL	CHHATTISGARH	DANTEWADA	241	MATHEMATICS BASIC	12	11	1	0	0	3	7	1	0	0	0	40.92
			DANTEWADA Average														61.01
19002	BHOPAL	CHHATTISGARH	RAIGARH	002	HINDI COURSE-A	79	79	0	0	0	0	0	1	0	40	38	88.20
19002	BHOPAL	CHHATTISGARH	RAIGARH	041	MATHEMATICS STD	43	43	0	0	0	0	0	0	8	15	20	85.77
19002	BHOPAL	CHHATTISGARH	RAIGARH	086	SCIENCE - THEORY	79	79	0	0	0	2	6	12	23	26	10	70.86
19002	BHOPAL	CHHATTISGARH	RAIGARH	087	SOCIAL SCIENCE	79	79	0	0	0	0	0	0	4	34	41	87.99
19002	BHOPAL	CHHATTISGARH	RAIGARH	184	ENGLISH LNG & LIT.	79	79	0	0	0	0	0	2	28	42	7	77.46
19002	BHOPAL	CHHATTISGARH	RAIGARH	241	MATHEMATICS BASIC	36	36	0	0	0	0	4	3	7	13	9	76.11
			RAIGARH Average														81.07
19003	BHOPAL	CHHATTISGARH	KORBA	002	HINDI COURSE-A	82	82	0	0	0	0	0	0	7	39	36	85.94
19003	BHOPAL	CHHATTISGARH	KORBA	041	MATHEMATICS STD	64	64	0	0	0	1	5	6	16	20	16	75.30
19003	BHOPAL	CHHATTISGARH	KORBA	086	SCIENCE - THEORY	82	82	0	0	0	5	9	10	26	28	4	67.43
19003	BHOPAL	CHHATTISGARH	KORBA	087	SOCIAL SCIENCE	82	82	0	0	0	0	0	0	3	22	57	90.56
19003	BHOPAL	CHHATTISGARH	KORBA	184	ENGLISH LNG & LIT.	82	82	0	0	0	0	0	10	32	35	5	73.16
19003	BHOPAL	CHHATTISGARH	KORBA	241	MATHEMATICS BASIC	18	18	0	0	0	1	5	4	4	4	0	61.33
			KORBA Average														75.62
19004	BHOPAL	CHHATTISGARH	JANJGIR CHAMPA	002	HINDI COURSE-A	42	42	0	0	0	0	0	1	0	20	21	87.50
19004	BHOPAL	CHHATTISGARH	JANJGIR CHAMPA	041	MATHEMATICS STD	28	28	0	0	0	0	1	3	4	15	5	78.82
19004	BHOPAL	CHHATTISGARH	JANJGIR CHAMPA	086	SCIENCE - THEORY	42	42	0	0	0	1	1	2	7	20	11	79.86
19004	BHOPAL	CHHATTISGARH	JANJGIR CHAMPA	087	SOCIAL SCIENCE	42	42	0	0	0	0	0	0	3	27	12	85.12
19004	BHOPAL	CHHATTISGARH	JANJGIR CHAMPA	184	ENGLISH LNG & LIT.	42	42	0	0	0	0	1	0	3	31	7	82.24
19004	BHOPAL	CHHATTISGARH	JANJGIR CHAMPA	241	MATHEMATICS BASIC	14	14	0	0	0	1	0	2	2	5	4	76.57
			JANJGIR CHAMPA Average														81.69
19005	BHOPAL	CHHATTISGARH	KABIRDHAM	002	HINDI COURSE-A	81	81	0	0	0	0	0	1	7	38	35	86.31
19005	BHOPAL	CHHATTISGARH	KABIRDHAM	041	MATHEMATICS STD	26	26	0	0	0	0	0	5	4	9	8	78.77
19005	BHOPAL	CHHATTISGARH	KABIRDHAM	086	SCIENCE - THEORY	81	80	1	0	0	6	8	13	21	24	8	66.80
19005	BHOPAL	CHHATTISGARH	KABIRDHAM	087	SOCIAL SCIENCE	81	81	0	0	0	0	0	1	5	35	40	87.33
19005	BHOPAL	CHHATTISGARH	KABIRDHAM	184	ENGLISH LNG & LIT.	81	81	0	0	0	1	0	4	36	32	8	74.16
19005	BHOPAL	CHHATTISGARH	KABIRDHAM	241	MATHEMATICS BASIC	55	55	0	0	0	7	15	10	14	7	2	56.85
			KABIRDHAM Average														75.04
19006	BHOPAL	CHHATTISGARH	DURG	002	HINDI COURSE-A	81	81	0	0	0	0	0	1	7	51	22	84.75
19006	BHOPAL	CHHATTISGARH	DURG	041	MATHEMATICS STD	69	69	0	0	0	9	11	10	15	15	9	64.16
19006	BHOPAL	CHHATTISGARH	DURG	086	SCIENCE - THEORY	81	81	0	0	0	2	11	15	27	24	2	66.20
19006	BHOPAL	CHHATTISGARH	DURG	087	SOCIAL SCIENCE	81	81	0	0	0	0	0	1	2	33	45	88.36
19006	BHOPAL	CHHATTISGARH	DURG	184	ENGLISH LNG & LIT.	81	81	0	0	0	1	0	6	40	33	1	71.65

SCH CODE	REGION	STATE	JNV	SUB CODE	SUBJ NAME	APPEARED	PASSED	FAILED	ABSENT	L33	e33l40	e40l50	e50l60	e60l75	e75l90	e90a	Subj. Avg
19006	BHOPAL	CHHATTISGARH	DURG	241	MATHEMATICS BASIC	12	12	0	0	0	2	6	4	0	0	0	46.58
			DURG Average														70.28
19007	BHOPAL	CHHATTISGARH	RAJNANDGAON	002	HINDI COURSE-A	79	79	0	0	0	0	0	0	2	37	40	88.28
19007	BHOPAL	CHHATTISGARH	RAJNANDGAON	041	MATHEMATICS STD	32	32	0	0	0	0	0	0	4	17	11	86.75
19007	BHOPAL	CHHATTISGARH	RAJNANDGAON	086	SCIENCE - THEORY	79	79	0	0	0	3	1	4	23	38	10	75.32
19007	BHOPAL	CHHATTISGARH	RAJNANDGAON	087	SOCIAL SCIENCE	79	79	0	0	0	0	0	0	3	32	44	88.96
19007	BHOPAL	CHHATTISGARH	RAJNANDGAON	184	ENGLISH LNG & LIT.	79	79	0	0	0	0	5	11	43	16	4	68.03
19007	BHOPAL	CHHATTISGARH	RAJNANDGAON	241	MATHEMATICS BASIC	47	47	0	0	0	4	6	5	18	13	1	65.36
			RAJNANDGAON Average														78.78
19008	BHOPAL	CHHATTISGARH	BILASPUR	002	HINDI COURSE-A	76	76	0	0	0	0	0	0	3	37	36	88.07
19008	BHOPAL	CHHATTISGARH	BILASPUR	013	ODIA	1	1	0	0	0	0	0	0	0	0	1	92.00
19008	BHOPAL	CHHATTISGARH	BILASPUR	041	MATHEMATICS STD	34	34	0	0	0	0	1	3	10	10	10	77.79
19008	BHOPAL	CHHATTISGARH	BILASPUR	086	SCIENCE - THEORY	76	76	0	0	0	6	12	18	16	18	6	63.47
19008	BHOPAL	CHHATTISGARH	BILASPUR	087	SOCIAL SCIENCE	76	76	0	0	0	0	0	0	5	44	27	85.87
19008	BHOPAL	CHHATTISGARH	BILASPUR	184	ENGLISH LNG & LIT.	76	76	0	0	0	0	3	16	25	25	7	70.63
19008	BHOPAL	CHHATTISGARH	BILASPUR	241	MATHEMATICS BASIC	42	42	0	0	0	4	4	1	17	11	5	68.90
			BILASPUR Average														78.10
19009	BHOPAL	CHHATTISGARH	MAHASAMUND	002	HINDI COURSE-A	82	82	0	0	0	0	0	1	14	57	10	81.32
19009	BHOPAL	CHHATTISGARH	MAHASAMUND	041	MATHEMATICS STD	33	33	0	0	0	1	1	2	2	11	16	83.21
19009	BHOPAL	CHHATTISGARH	MAHASAMUND	086	SCIENCE - THEORY	82	82	0	0	0	0	11	18	25	23	5	67.22
19009	BHOPAL	CHHATTISGARH	MAHASAMUND	087	SOCIAL SCIENCE	82	82	0	0	0	0	0	0	4	9	69	92.78
19009	BHOPAL	CHHATTISGARH	MAHASAMUND	184	ENGLISH LNG & LIT.	82	82	0	0	0	0	2	7	22	39	12	76.68
19009	BHOPAL	CHHATTISGARH	MAHASAMUND	241	MATHEMATICS BASIC	49	49	0	0	0	7	5	6	20	7	4	62.61
			MAHASAMUND Average														77.30
19010	BHOPAL	CHHATTISGARH	KOREA	002	HINDI COURSE-A	39	39	0	0	0	0	0	1	4	21	13	85.05
19010	BHOPAL	CHHATTISGARH	KOREA	041	MATHEMATICS STD	26	26	0	0	0	0	0	1	8	11	6	78.81
19010	BHOPAL	CHHATTISGARH	KOREA	086	SCIENCE - THEORY	39	39	0	0	0	1	2	9	11	10	6	69.72
19010	BHOPAL	CHHATTISGARH	KOREA	087	SOCIAL SCIENCE	39	39	0	0	0	0	0	1	2	19	17	87.56
19010	BHOPAL	CHHATTISGARH	KOREA	184	ENGLISH LNG & LIT.	39	39	0	0	0	0	0	0	6	22	11	83.62
19010	BHOPAL	CHHATTISGARH	KOREA	241	MATHEMATICS BASIC	13	13	0	0	0	0	1	0	1	9	2	79.46
			KOREA Average														80.70
19011	BHOPAL	CHHATTISGARH	SURAJPUR	002	HINDI COURSE-A	85	85	0	0	0	0	0	2	20	35	28	82.76
19011	BHOPAL	CHHATTISGARH	SURAJPUR	041	MATHEMATICS STD	26	26	0	0	0	0	0	0	1	8	17	90.96
19011	BHOPAL	CHHATTISGARH	SURAJPUR	086	SCIENCE - THEORY	85	85	0	0	0	5	4	9	13	31	23	76.24
19011	BHOPAL	CHHATTISGARH	SURAJPUR	087	SOCIAL SCIENCE	85	85	0	0	0	0	0	2	5	15	63	89.72
19011	BHOPAL	CHHATTISGARH	SURAJPUR	184	ENGLISH LNG & LIT.	85	85	0	0	0	0	1	5	17	39	23	80.82
19011	BHOPAL	CHHATTISGARH	SURAJPUR	241	MATHEMATICS BASIC	59	58	1	0	0	1	4	5	5	23	20	78.51
			SURAJPUR Average														83.17
19012	BHOPAL	CHHATTISGARH	BASTAR	002	HINDI COURSE-A	73	73	0	0	0	0	2	1	12	41	17	82.05
19012	BHOPAL	CHHATTISGARH	BASTAR	041	MATHEMATICS STD	22	22	0	0	0	0	1	2	6	5	8	78.27
19012	BHOPAL	CHHATTISGARH	BASTAR	086	SCIENCE - THEORY	73	71	2	0	0	7	13	16	15	15	5	61.03
19012	BHOPAL	CHHATTISGARH	BASTAR	087	SOCIAL SCIENCE	73	73	0	0	0	1	1	3	18	26	24	80.19
19012	BHOPAL	CHHATTISGARH	BASTAR	184	ENGLISH LNG & LIT.	73	73	0	0	0	1	3	9	21	31	8	73.59
19012	BHOPAL	CHHATTISGARH	BASTAR	241	MATHEMATICS BASIC	51	50	1	0	0	1	7	9	13	11	9	67.78
			BASTAR Average														73.82
19013	BHOPAL	CHHATTISGARH	JASHPUR	002	HINDI COURSE-A	38	38	0	0	0	0	0	0	2	20	16	87.79
19013	BHOPAL	CHHATTISGARH	JASHPUR	041	MATHEMATICS STD	23	23	0	0	0	0	0	0	7	11	5	80.22
19013	BHOPAL	CHHATTISGARH	JASHPUR	086	SCIENCE - THEORY	38	38	0	0	0	1	1	0	10	20	6	79.26
19013	BHOPAL	CHHATTISGARH	JASHPUR	087	SOCIAL SCIENCE	38	38	0	0	0	0	0	0	1	9	28	91.34
19013	BHOPAL	CHHATTISGARH	JASHPUR	184	ENGLISH LNG & LIT.	38	38	0	0	0	0	0	1	6	26	5	81.82
19013	BHOPAL	CHHATTISGARH	JASHPUR	241	MATHEMATICS BASIC	15	15	0	0	0	0	2	0	4	5	4	76.27

SCH CODE	REGION	STATE	JNV	SUB CODE	SUBJ NAME	APPEARED	PASSED	FAILED	ABSENT	L33	e33l40	e40l50	e50l60	e60l75	e75l90	e90a	Subj. Avg
			JASHPUR Average														82.78
19014	BHOPAL	CHHATTISGARH	KANKER	002	HINDI COURSE-A	80	80	0	0	0	0	0	0	6	50	24	85.95
19014	BHOPAL	CHHATTISGARH	KANKER	013	ODIA	1	1	0	0	0	0	0	0	0	0	1	99.00
19014	BHOPAL	CHHATTISGARH	KANKER	041	MATHEMATICS STD	24	24	0	0	0	1	0	0	3	11	9	82.25
19014	BHOPAL	CHHATTISGARH	KANKER	086	SCIENCE - THEORY	81	81	0	0	0	7	16	16	25	14	3	60.46
19014	BHOPAL	CHHATTISGARH	KANKER	087	SOCIAL SCIENCE	81	81	0	0	0	0	0	1	8	46	26	84.33
19014	BHOPAL	CHHATTISGARH	KANKER	184	ENGLISH LNG & LIT.	81	81	0	0	0	0	0	3	18	51	9	78.99
19014	BHOPAL	CHHATTISGARH	KANKER	241	MATHEMATICS BASIC	57	57	0	0	0	1	9	8	16	19	4	67.40
			KANKER Average														79.77
19015	BHOPAL	CHHATTISGARH	DHAMTARI	002	HINDI COURSE-A	80	80	0	0	0	0	0	0	13	54	13	82.00
19015	BHOPAL	CHHATTISGARH	DHAMTARI	041	MATHEMATICS STD	80	80	0	0	0	0	10	16	20	22	12	69.54
19015	BHOPAL	CHHATTISGARH	DHAMTARI	086	SCIENCE - THEORY	80	80	0	0	0	1	7	14	27	26	5	69.24
19015	BHOPAL	CHHATTISGARH	DHAMTARI	087	SOCIAL SCIENCE	80	80	0	0	0	0	0	0	2	31	47	89.04
19015	BHOPAL	CHHATTISGARH	DHAMTARI	184	ENGLISH LNG & LIT.	80	80	0	0	0	0	3	16	43	18	0	66.88
			DHAMTARI Average														75.34
19016	BHOPAL	CHHATTISGARH	RAIPUR	002	HINDI COURSE-A	77	77	0	0	0	0	0	2	0	21	54	90.51
19016	BHOPAL	CHHATTISGARH	RAIPUR	041	MATHEMATICS STD	42	42	0	0	0	0	1	0	8	14	19	84.43
19016	BHOPAL	CHHATTISGARH	RAIPUR	086	SCIENCE - THEORY	77	77	0	0	0	2	15	12	26	19	3	64.26
19016	BHOPAL	CHHATTISGARH	RAIPUR	087	SOCIAL SCIENCE	77	77	0	0	0	0	1	3	16	26	31	83.13
19016	BHOPAL	CHHATTISGARH	RAIPUR	184	ENGLISH LNG & LIT.	77	77	0	0	0	0	2	13	32	28	2	70.14
19016	BHOPAL	CHHATTISGARH	RAIPUR	241	MATHEMATICS BASIC	35	35	0	0	0	0	0	7	13	9	6	73.63
			RAIPUR Average														77.68
19017	BHOPAL	CHHATTISGARH	SUKMA - II	002	HINDI COURSE-A	40	40	0	0	0	0	0	0	2	29	9	84.38
19017	BHOPAL	CHHATTISGARH	SUKMA - II	041	MATHEMATICS STD	29	29	0	0	0	0	3	4	9	9	4	70.93
19017	BHOPAL	CHHATTISGARH	SUKMA - II	086	SCIENCE - THEORY	40	40	0	0	0	2	3	9	21	4	1	62.58
19017	BHOPAL	CHHATTISGARH	SUKMA - II	087	SOCIAL SCIENCE	40	40	0	0	0	0	0	0	1	18	21	88.85
19017	BHOPAL	CHHATTISGARH	SUKMA - II	184	ENGLISH LNG & LIT.	40	40	0	0	0	0	4	2	15	19	0	71.40
19017	BHOPAL	CHHATTISGARH	SUKMA - II	241	MATHEMATICS BASIC	11	11	0	0	0	5	3	1	2	0	0	43.82
			SUKMA - II Average														70.33
19056	BHOPAL	ODISHA	JHARSUGUDA	002	HINDI COURSE-A	4	4	0	0	0	0	0	0	2	1	1	76.25
19056	BHOPAL	ODISHA	JHARSUGUDA	013	ODIA	76	76	0	0	0	0	0	5	8	30	33	84.09
19056	BHOPAL	ODISHA	JHARSUGUDA	041	MATHEMATICS STD	80	80	0	0	0	1	5	3	14	30	27	79.43
19056	BHOPAL	ODISHA	JHARSUGUDA	086	SCIENCE - THEORY	80	80	0	0	0	2	8	13	30	20	7	68.05
19056	BHOPAL	ODISHA	JHARSUGUDA	087	SOCIAL SCIENCE	80	80	0	0	0	0	0	0	12	29	39	86.01
19056	BHOPAL	ODISHA	JHARSUGUDA	184	ENGLISH LNG & LIT.	80	80	0	0	0	0	1	7	28	30	14	76.44
			JHARSUGUDA Average														78.38
19057	BHOPAL	ODISHA	ANGUL	002	HINDI COURSE-A	1	1	0	0	0	0	0	0	0	1	0	85.00
19057	BHOPAL	ODISHA	ANGUL	013	ODIA	81	81	0	0	0	0	1	1	1	10	68	93.65
19057	BHOPAL	ODISHA	ANGUL	041	MATHEMATICS STD	76	76	0	0	0	5	5	12	13	19	22	73.45
19057	BHOPAL	ODISHA	ANGUL	086	SCIENCE - THEORY	82	81	1	0	0	9	12	12	16	20	12	66.11
19057	BHOPAL	ODISHA	ANGUL	087	SOCIAL SCIENCE	82	82	0	0	0	0	1	1	10	20	50	88.02
19057	BHOPAL	ODISHA	ANGUL	184	ENGLISH LNG & LIT.	82	82	0	0	0	1	0	3	16	43	19	80.79
19057	BHOPAL	ODISHA	ANGUL	241	MATHEMATICS BASIC	6	6	0	0	0	2	2	2	0	0	0	43.50
			ANGUL Average														75.79
19058	BHOPAL	ODISHA	KHURDA	013	ODIA	42	42	0	0	0	0	0	0	0	1	41	96.07
19058	BHOPAL	ODISHA	KHURDA	041	MATHEMATICS STD	35	35	0	0	0	0	0	0	0	7	28	93.97
19058	BHOPAL	ODISHA	KHURDA	086	SCIENCE - THEORY	42	42	0	0	0	0	4	4	9	16	9	76.29
19058	BHOPAL	ODISHA	KHURDA	087	SOCIAL SCIENCE	42	42	0	0	0	0	0	0	1	17	24	89.64
19058	BHOPAL	ODISHA	KHURDA	184	ENGLISH LNG & LIT.	42	42	0	0	0	0	0	0	8	17	17	84.17
19058	BHOPAL	ODISHA	KHURDA	241	MATHEMATICS BASIC	7	7	0	0	0	0	0	1	2	2	2	78.71
			KHURDA Average														86.48

SCH CODE	REGION	STATE	JNV	SUB CODE	SUBJ NAME	APPEARED	PASSED	FAILED	ABSENT	L33	e33l40	e40l50	e50l60	e60l75	e75l90	e90a	Subj. Avg
19059	BHOPAL	ODISHA	BARGARH	013	ODIA	40	40	0	0	0	0	0	0	1	5	34	94.48
19059	BHOPAL	ODISHA	BARGARH	041	MATHEMATICS STD	39	39	0	0	0	0	0	4	9	14	12	78.90
19059	BHOPAL	ODISHA	BARGARH	085	HINDI COURSE-B	5	5	0	0	0	0	0	1	0	2	2	82.60
19059	BHOPAL	ODISHA	BARGARH	086	SCIENCE - THEORY	42	42	0	0	0	0	0	5	7	20	10	78.36
19059	BHOPAL	ODISHA	BARGARH	087	SOCIAL SCIENCE	42	42	0	0	0	0	0	0	1	14	27	89.90
19059	BHOPAL	ODISHA	BARGARH	184	ENGLISH LNG & LIT.	42	42	0	0	0	0	0	0	5	21	16	84.86
19059	BHOPAL	ODISHA	BARGARH	241	MATHEMATICS BASIC	3	3	0	0	0	0	0	1	2	0	0	63.33
			BARGARH Average														81.78
19060	BHOPAL	ODISHA	BOUDH	002	HINDI COURSE-A	1	1	0	0	0	0	0	0	0	1	0	76.00
19060	BHOPAL	ODISHA	BOUDH	013	ODIA	80	80	0	0	0	0	2	2	6	21	49	88.18
19060	BHOPAL	ODISHA	BOUDH	041	MATHEMATICS STD	66	66	0	0	0	4	2	3	17	19	21	76.91
19060	BHOPAL	ODISHA	BOUDH	086	SCIENCE - THEORY	81	79	2	0	0	12	10	11	19	18	9	62.89
19060	BHOPAL	ODISHA	BOUDH	087	SOCIAL SCIENCE	81	81	0	0	0	0	1	6	14	28	32	82.22
19060	BHOPAL	ODISHA	BOUDH	184	ENGLISH LNG & LIT.	81	81	0	0	0	0	1	7	31	32	10	75.59
19060	BHOPAL	ODISHA	BOUDH	241	MATHEMATICS BASIC	15	14	1	0	0	6	4	3	1	0	0	42.73
			BOUDH Average														72.07
19061	BHOPAL	ODISHA	CUTTACK	013	ODIA	80	80	0	0	0	0	0	1	0	17	62	92.86
19061	BHOPAL	ODISHA	CUTTACK	041	MATHEMATICS STD	71	71	0	0	0	0	0	7	15	25	24	81.17
19061	BHOPAL	ODISHA	CUTTACK	085	HINDI COURSE-B	1	1	0	0	0	0	0	0	0	0	1	98.00
19061	BHOPAL	ODISHA	CUTTACK	086	SCIENCE - THEORY	81	81	0	0	0	1	6	7	24	26	17	74.63
19061	BHOPAL	ODISHA	CUTTACK	087	SOCIAL SCIENCE	81	81	0	0	0	0	0	0	9	27	45	88.15
19061	BHOPAL	ODISHA	CUTTACK	184	ENGLISH LNG & LIT.	81	81	0	0	0	0	0	1	4	51	25	84.31
19061	BHOPAL	ODISHA	CUTTACK	241	MATHEMATICS BASIC	10	10	0	0	0	0	3	2	4	1	0	60.50
			CUTTACK Average														82.80
19062	BHOPAL	ODISHA	KENDRAPADA	013	ODIA	73	73	0	0	0	0	0	1	1	6	65	94.18
19062	BHOPAL	ODISHA	KENDRAPADA	041	MATHEMATICS STD	73	73	0	0	0	0	1	5	12	26	29	82.52
19062	BHOPAL	ODISHA	KENDRAPADA	085	HINDI COURSE-B	5	5	0	0	0	0	0	0	1	1	3	88.60
19062	BHOPAL	ODISHA	KENDRAPADA	086	SCIENCE - THEORY	78	78	0	0	0	3	2	8	19	29	17	75.05
19062	BHOPAL	ODISHA	KENDRAPADA	087	SOCIAL SCIENCE	78	78	0	0	0	0	1	1	3	30	43	88.86
19062	BHOPAL	ODISHA	KENDRAPADA	184	ENGLISH LNG & LIT.	78	78	0	0	0	1	2	2	13	45	15	80.63
19062	BHOPAL	ODISHA	KENDRAPADA	241	MATHEMATICS BASIC	5	4	1	0	0	1	2	0	0	1	0	46.40
			KENDRAPADA Average														79.46
19063	BHOPAL	ODISHA	BHADRAK	013	ODIA	41	41	0	0	0	0	0	0	1	6	34	93.49
19063	BHOPAL	ODISHA	BHADRAK	041	MATHEMATICS STD	36	36	0	0	0	0	0	2	4	19	11	82.89
19063	BHOPAL	ODISHA	BHADRAK	086	SCIENCE - THEORY	41	41	0	0	0	2	1	2	7	14	15	79.05
19063	BHOPAL	ODISHA	BHADRAK	087	SOCIAL SCIENCE	41	41	0	0	0	0	0	0	3	7	31	90.83
19063	BHOPAL	ODISHA	BHADRAK	184	ENGLISH LNG & LIT.	41	41	0	0	0	0	0	1	4	12	24	87.10
19063	BHOPAL	ODISHA	BHADRAK	241	MATHEMATICS BASIC	5	5	0	0	0	1	1	2	1	0	0	50.60
			BHADRAK Average														80.66
19064	BHOPAL	ODISHA	GAJAPATI	013	ODIA	78	78	0	0	0	0	1	0	3	23	51	90.79
19064	BHOPAL	ODISHA	GAJAPATI	041	MATHEMATICS STD	78	78	0	0	0	2	11	12	16	23	14	70.04
19064	BHOPAL	ODISHA	GAJAPATI	086	SCIENCE - THEORY	78	78	0	0	0	8	12	10	20	18	10	65.32
19064	BHOPAL	ODISHA	GAJAPATI	087	SOCIAL SCIENCE	78	78	0	0	0	0	0	2	6	27	43	86.47
19064	BHOPAL	ODISHA	GAJAPATI	184	ENGLISH LNG & LIT.	78	78	0	0	0	0	2	6	15	40	15	78.44
			GAJAPATI Average														78.21
19065	BHOPAL	ODISHA	NABARANGPUR	002	HINDI COURSE-A	1	1	0	0	0	0	0	0	1	0	0	68.00
19065	BHOPAL	ODISHA	NABARANGPUR	013	ODIA	75	75	0	0	0	0	0	0	6	17	52	91.37
19065	BHOPAL	ODISHA	NABARANGPUR	041	MATHEMATICS STD	52	52	0	0	0	0	0	2	5	12	33	88.71
19065	BHOPAL	ODISHA	NABARANGPUR	085	HINDI COURSE-B	5	5	0	0	0	0	0	1	0	3	1	80.00
19065	BHOPAL	ODISHA	NABARANGPUR	086	SCIENCE - THEORY	81	81	0	0	0	3	6	13	18	23	18	72.85
19065	BHOPAL	ODISHA	NABARANGPUR	087	SOCIAL SCIENCE	81	81	0	0	0	0	0	3	17	35	26	82.30

SCH CODE	REGION	STATE	JNV	SUB CODE	SUBJ NAME	APPEARED	PASSED	FAILED	ABSENT	L33	e33l40	e40l50	e50l60	e60l75	e75l90	e90a	Subj. Avg
19065	BHOPAL	ODISHA	NABARANGPUR	184	ENGLISH LNG & LIT.	81	81	0	0	0	0	0	5	24	42	10	76.38
19065	BHOPAL	ODISHA	NABARANGPUR	241	MATHEMATICS BASIC	29	29	0	0	0	2	3	4	10	8	2	66.31
			NABARANGPUR Average														78.24
19066	BHOPAL	ODISHA	NAYAGARH	013	ODIA	39	39	0	0	0	0	0	0	0	4	35	94.77
19066	BHOPAL	ODISHA	NAYAGARH	041	MATHEMATICS STD	38	38	0	0	0	0	0	2	4	7	25	88.76
19066	BHOPAL	ODISHA	NAYAGARH	086	SCIENCE - THEORY	39	39	0	0	0	1	1	3	9	15	10	77.38
19066	BHOPAL	ODISHA	NAYAGARH	087	SOCIAL SCIENCE	39	39	0	0	0	0	0	0	2	3	34	93.62
19066	BHOPAL	ODISHA	NAYAGARH	184	ENGLISH LNG & LIT.	39	39	0	0	0	0	0	1	4	23	11	83.33
19066	BHOPAL	ODISHA	NAYAGARH	241	MATHEMATICS BASIC	1	1	0	0	0	0	0	0	0	1	0	84.00
			NAYAGARH Average														86.98
19067	BHOPAL	ODISHA	MALKANGIRI - I	013	ODIA	61	61	0	0	0	0	0	0	0	28	33	89.85
19067	BHOPAL	ODISHA	MALKANGIRI - I	041	MATHEMATICS STD	37	37	0	0	0	1	4	4	16	7	5	69.49
19067	BHOPAL	ODISHA	MALKANGIRI - I	085	HINDI COURSE-B	18	18	0	0	0	0	0	0	2	13	3	84.11
19067	BHOPAL	ODISHA	MALKANGIRI - I	086	SCIENCE - THEORY	79	79	0	0	0	3	14	14	24	17	7	64.15
19067	BHOPAL	ODISHA	MALKANGIRI - I	087	SOCIAL SCIENCE	79	79	0	0	0	0	0	3	18	36	22	80.90
19067	BHOPAL	ODISHA	MALKANGIRI - I	184	ENGLISH LNG & LIT.	79	79	0	0	0	0	2	4	20	43	10	77.24
19067	BHOPAL	ODISHA	MALKANGIRI - I	241	MATHEMATICS BASIC	42	42	0	0	0	1	2	5	11	17	6	74.19
			MALKANGIRI - I Average														77.13
19068	BHOPAL	ODISHA	JAJPUR	013	ODIA	40	40	0	0	0	0	0	0	1	8	31	92.08
19068	BHOPAL	ODISHA	JAJPUR	041	MATHEMATICS STD	36	36	0	0	0	0	2	8	7	12	7	74.39
19068	BHOPAL	ODISHA	JAJPUR	085	HINDI COURSE-B	1	1	0	0	0	0	0	0	0	0	1	90.00
19068	BHOPAL	ODISHA	JAJPUR	086	SCIENCE - THEORY	41	41	0	0	0	0	1	0	7	23	10	80.73
19068	BHOPAL	ODISHA	JAJPUR	087	SOCIAL SCIENCE	41	41	0	0	0	0	0	0	1	18	22	88.63
19068	BHOPAL	ODISHA	JAJPUR	184	ENGLISH LNG & LIT.	41	41	0	0	0	0	0	0	7	21	13	84.05
19068	BHOPAL	ODISHA	JAJPUR	241	MATHEMATICS BASIC	5	5	0	0	0	1	1	0	3	0	0	56.40
			JAJPUR Average														80.90
19069	BHOPAL	ODISHA	JAGATSINGHPUR	013	ODIA	40	40	0	0	0	0	0	0	2	6	32	93.15
19069	BHOPAL	ODISHA	JAGATSINGHPUR	041	MATHEMATICS STD	27	27	0	0	0	0	0	0	0	7	20	92.59
19069	BHOPAL	ODISHA	JAGATSINGHPUR	086	SCIENCE - THEORY	40	40	0	0	0	2	5	2	6	16	9	75.03
19069	BHOPAL	ODISHA	JAGATSINGHPUR	087	SOCIAL SCIENCE	40	40	0	0	0	0	0	1	1	0	38	94.23
19069	BHOPAL	ODISHA	JAGATSINGHPUR	184	ENGLISH LNG & LIT.	40	40	0	0	0	1	0	0	1	22	16	85.90
19069	BHOPAL	ODISHA	JAGATSINGHPUR	241	MATHEMATICS BASIC	13	13	0	0	0	0	1	2	4	2	4	73.85
			JAGATSINGHPUR Average														85.79
19070	BHOPAL	ODISHA	KORAPUT	013	ODIA	77	77	0	0	0	0	0	3	11	28	35	84.83
19070	BHOPAL	ODISHA	KORAPUT	041	MATHEMATICS STD	31	31	0	0	0	1	3	4	11	12	0	68.71
19070	BHOPAL	ODISHA	KORAPUT	086	SCIENCE - THEORY	77	75	2	0	0	27	13	6	13	15	1	52.83
19070	BHOPAL	ODISHA	KORAPUT	087	SOCIAL SCIENCE	77	77	0	0	0	0	1	4	13	34	25	82.06
19070	BHOPAL	ODISHA	KORAPUT	184	ENGLISH LNG & LIT.	77	77	0	0	0	0	9	11	27	28	2	68.34
19070	BHOPAL	ODISHA	KORAPUT	241	MATHEMATICS BASIC	46	43	3	0	0	18	14	5	5	1	0	44.22
			KORAPUT Average														66.83
19071	BHOPAL	ODISHA	KALAHANDI	002	HINDI COURSE-A	1	1	0	0	0	0	0	0	1	0	0	60.00
19071	BHOPAL	ODISHA	KALAHANDI	013	ODIA	79	79	0	0	0	0	0	1	3	15	60	91.30
19071	BHOPAL	ODISHA	KALAHANDI	041	MATHEMATICS STD	71	71	0	0	0	0	5	8	13	26	19	76.97
19071	BHOPAL	ODISHA	KALAHANDI	086	SCIENCE - THEORY	80	79	1	0	0	7	8	11	17	27	9	67.64
19071	BHOPAL	ODISHA	KALAHANDI	087	SOCIAL SCIENCE	80	80	0	0	0	1	4	3	18	33	21	78.73
19071	BHOPAL	ODISHA	KALAHANDI	184	ENGLISH LNG & LIT.	80	80	0	0	0	0	2	1	7	44	26	83.71
19071	BHOPAL	ODISHA	KALAHANDI	241	MATHEMATICS BASIC	9	8	1	0	0	4	2	1	1	0	0	42.56
			KALAHANDI Average														71.56
19072	BHOPAL	ODISHA	MAYURBHANJ	013	ODIA	81	81	0	0	0	0	1	0	1	10	69	93.57
19072	BHOPAL	ODISHA	MAYURBHANJ	041	MATHEMATICS STD	78	78	0	0	0	1	3	6	20	27	21	77.40
19072	BHOPAL	ODISHA	MAYURBHANJ	086	SCIENCE - THEORY	81	80	1	0	0	0	8	16	23	24	9	69.32

SCH CODE	REGION	STATE	JNV	SUB CODE	SUBJ NAME	APPEARED	PASSED	FAILED	ABSENT	L33	e33l40	e40l50	e50l60	e60l75	e75l90	e90a	Subj. Avg
19072	BHOPAL	ODISHA	MAYURBHANJ	087	SOCIAL SCIENCE	81	81	0	0	0	1	0	0	11	19	50	88.02
19072	BHOPAL	ODISHA	MAYURBHANJ	184	ENGLISH LNG & LIT.	81	81	0	0	0	1	0	0	20	45	15	80.00
19072	BHOPAL	ODISHA	MAYURBHANJ	241	MATHEMATICS BASIC	3	2	1	0	0	0	0	1	0	1	0	49.00
			MAYURBHANJ Average														76.22
19073	BHOPAL	ODISHA	SUNDARGARH	002	HINDI COURSE-A	18	18	0	0	0	0	0	0	2	7	9	88.00
19073	BHOPAL	ODISHA	SUNDARGARH	013	ODIA	63	63	0	0	0	0	0	0	1	12	50	92.92
19073	BHOPAL	ODISHA	SUNDARGARH	041	MATHEMATICS STD	47	47	0	0	0	0	0	3	8	18	18	82.28
19073	BHOPAL	ODISHA	SUNDARGARH	086	SCIENCE - THEORY	81	81	0	0	0	6	8	11	24	23	9	67.12
19073	BHOPAL	ODISHA	SUNDARGARH	087	SOCIAL SCIENCE	81	81	0	0	0	0	1	12	18	31	19	77.93
19073	BHOPAL	ODISHA	SUNDARGARH	184	ENGLISH LNG & LIT.	81	81	0	0	0	0	1	2	20	37	21	80.53
19073	BHOPAL	ODISHA	SUNDARGARH	241	MATHEMATICS BASIC	34	34	0	0	0	0	1	11	10	9	3	68.85
			SUNDARGARH Average														79.66
19074	BHOPAL	ODISHA	BALASORE	013	ODIA	83	83	0	0	0	0	0	0	0	3	80	96.58
19074	BHOPAL	ODISHA	BALASORE	041	MATHEMATICS STD	80	80	0	0	0	1	4	6	8	24	37	82.61
19074	BHOPAL	ODISHA	BALASORE	086	SCIENCE - THEORY	83	83	0	0	0	1	5	8	19	31	19	75.73
19074	BHOPAL	ODISHA	BALASORE	087	SOCIAL SCIENCE	83	83	0	0	0	0	0	1	0	14	68	92.36
19074	BHOPAL	ODISHA	BALASORE	184	ENGLISH LNG & LIT.	83	83	0	0	0	0	0	1	4	44	34	86.61
19074	BHOPAL	ODISHA	BALASORE	241	MATHEMATICS BASIC	3	3	0	0	0	0	0	0	2	1	0	72.67
			BALASORE Average														84.43
19075	BHOPAL	ODISHA	BOLANGIR	002	HINDI COURSE-A	79	79	0	0	0	0	2	1	15	28	33	83.16
19075	BHOPAL	ODISHA	BOLANGIR	013	ODIA	78	78	0	0	0	0	0	0	4	10	64	93.53
19075	BHOPAL	ODISHA	BOLANGIR	041	MATHEMATICS STD	62	62	0	0	0	0	1	3	14	19	25	82.21
19075	BHOPAL	ODISHA	BOLANGIR	086	SCIENCE - THEORY	79	79	0	0	0	4	4	7	24	25	15	73.32
19075	BHOPAL	ODISHA	BOLANGIR	087	SOCIAL SCIENCE	79	79	0	0	0	0	0	1	10	28	40	86.58
19075	BHOPAL	ODISHA	BOLANGIR	184	ENGLISH LNG & LIT.	79	79	0	0	0	0	0	2	12	41	24	83.00
19075	BHOPAL	ODISHA	BOLANGIR	241	MATHEMATICS BASIC	17	17	0	0	0	0	3	5	3	5	1	65.53
			BOLANGIR Average														81.05
19076	BHOPAL	ODISHA	SAMBALPUR	002	HINDI COURSE-A	1	1	0	0	0	0	0	0	0	0	1	97.00
19076	BHOPAL	ODISHA	SAMBALPUR	013	ODIA	82	82	0	0	0	0	0	0	0	11	71	94.51
19076	BHOPAL	ODISHA	SAMBALPUR	041	MATHEMATICS STD	71	71	0	0	0	1	3	5	17	23	22	78.65
19076	BHOPAL	ODISHA	SAMBALPUR	085	HINDI COURSE-B	1	1	0	0	0	0	0	0	0	0	1	95.00
19076	BHOPAL	ODISHA	SAMBALPUR	086	SCIENCE - THEORY	83	83	0	0	0	0	4	4	25	25	25	78.82
19076	BHOPAL	ODISHA	SAMBALPUR	087	SOCIAL SCIENCE	83	83	0	0	0	0	0	3	11	29	40	85.53
19076	BHOPAL	ODISHA	SAMBALPUR	184	ENGLISH LNG & LIT.	83	83	0	0	0	0	0	5	17	40	21	80.64
19076	BHOPAL	ODISHA	SAMBALPUR	241	MATHEMATICS BASIC	12	12	0	0	0	0	1	2	7	1	1	67.67
			SAMBALPUR Average														84.73
19077	BHOPAL	ODISHA	KEONJHAR	013	ODIA	73	73	0	0	0	0	0	1	1	22	49	91.03
19077	BHOPAL	ODISHA	KEONJHAR	041	MATHEMATICS STD	82	82	0	0	0	5	11	9	19	22	16	70.09
19077	BHOPAL	ODISHA	KEONJHAR	085	HINDI COURSE-B	9	9	0	0	0	0	0	0	1	0	8	91.89
19077	BHOPAL	ODISHA	KEONJHAR	086	SCIENCE - THEORY	82	82	0	0	0	1	2	12	25	19	23	75.87
19077	BHOPAL	ODISHA	KEONJHAR	087	SOCIAL SCIENCE	82	82	0	0	0	0	0	4	13	30	35	83.78
19077	BHOPAL	ODISHA	KEONJHAR	184	ENGLISH LNG & LIT.	82	82	0	0	0	1	0	4	23	43	11	78.74
			KEONJHAR Average														81.90
19078	BHOPAL	ODISHA	PHULBANI	013	ODIA	71	71	0	0	0	0	0	0	4	14	53	91.07
19078	BHOPAL	ODISHA	PHULBANI	041	MATHEMATICS STD	42	42	0	0	0	0	3	3	10	15	11	76.64
19078	BHOPAL	ODISHA	PHULBANI	086	SCIENCE - THEORY	71	71	0	0	0	5	9	13	17	23	4	66.17
19078	BHOPAL	ODISHA	PHULBANI	087	SOCIAL SCIENCE	71	71	0	0	0	0	1	0	10	23	37	86.25
19078	BHOPAL	ODISHA	PHULBANI	184	ENGLISH LNG & LIT.	71	71	0	0	0	1	0	4	23	32	11	75.92
19078	BHOPAL	ODISHA	PHULBANI	241	MATHEMATICS BASIC	29	28	1	0	0	3	7	8	5	3	2	57.48
			PHULBANI Average														75.59
19079	BHOPAL	ODISHA	DHENKANAL	013	ODIA	80	80	0	0	0	0	0	0	1	8	71	95.90

SCH CODE	REGION	STATE	JNV	SUB CODE	SUBJ NAME	APPEARED	PASSED	FAILED	ABSENT	L33	e33l40	e40l50	e50l60	e60l75	e75l90	e90a	Subj. Avg
19079	BHOPAL	ODISHA	DHENKANAL	041	MATHEMATICS STD	56	56	0	0	0	0	0	3	11	20	22	83.07
19079	BHOPAL	ODISHA	DHENKANAL	085	HINDI COURSE-B	1	1	0	0	0	0	0	0	0	0	1	90.00
19079	BHOPAL	ODISHA	DHENKANAL	086	SCIENCE - THEORY	81	81	0	0	0	4	4	12	25	17	19	72.31
19079	BHOPAL	ODISHA	DHENKANAL	087	SOCIAL SCIENCE	81	81	0	0	0	0	0	5	7	19	50	86.89
19079	BHOPAL	ODISHA	DHENKANAL	184	ENGLISH LNG & LIT.	81	81	0	0	0	0	0	1	4	38	38	86.93
19079	BHOPAL	ODISHA	DHENKANAL	241	MATHEMATICS BASIC	25	25	0	0	0	1	3	0	12	8	1	70.28
			DHENKANAL Average														83.63
19080	BHOPAL	ODISHA	GANJAM	013	ODIA	83	83	0	0	0	0	0	0	5	11	67	92.90
19080	BHOPAL	ODISHA	GANJAM	041	MATHEMATICS STD	76	76	0	0	0	0	2	5	12	23	34	83.45
19080	BHOPAL	ODISHA	GANJAM	086	SCIENCE - THEORY	83	82	1	0	0	8	5	14	22	24	9	67.98
19080	BHOPAL	ODISHA	GANJAM	087	SOCIAL SCIENCE	83	83	0	0	0	2	1	9	12	35	24	78.35
19080	BHOPAL	ODISHA	GANJAM	184	ENGLISH LNG & LIT.	83	83	0	0	0	0	3	2	16	41	21	80.51
19080	BHOPAL	ODISHA	GANJAM	241	MATHEMATICS BASIC	7	7	0	0	0	2	2	2	1	0	0	47.71
			GANJAM Average														75.15
19081	BHOPAL	ODISHA	SONEPUR	013	ODIA	38	38	0	0	0	0	0	0	0	4	34	95.21
19081	BHOPAL	ODISHA	SONEPUR	041	MATHEMATICS STD	33	33	0	0	0	0	0	1	5	4	23	89.58
19081	BHOPAL	ODISHA	SONEPUR	085	HINDI COURSE-B	1	1	0	0	0	0	0	0	0	0	1	97.00
19081	BHOPAL	ODISHA	SONEPUR	086	SCIENCE - THEORY	39	39	0	0	0	0	1	3	10	10	15	79.72
19081	BHOPAL	ODISHA	SONEPUR	087	SOCIAL SCIENCE	39	39	0	0	0	0	0	2	2	10	25	89.56
19081	BHOPAL	ODISHA	SONEPUR	184	ENGLISH LNG & LIT.	39	39	0	0	0	0	0	0	3	17	19	87.10
19081	BHOPAL	ODISHA	SONEPUR	241	MATHEMATICS BASIC	6	6	0	0	0	0	0	1	2	3	0	72.83
			SONEPUR Average														87.29
19082	BHOPAL	ODISHA	RAYAGADA	013	ODIA	40	40	0	0	0	0	0	0	4	8	28	90.65
19082	BHOPAL	ODISHA	RAYAGADA	041	MATHEMATICS STD	40	40	0	0	0	2	5	5	6	13	9	71.93
19082	BHOPAL	ODISHA	RAYAGADA	086	SCIENCE - THEORY	40	40	0	0	0	1	5	7	12	13	2	67.75
19082	BHOPAL	ODISHA	RAYAGADA	087	SOCIAL SCIENCE	40	40	0	0	0	0	0	1	1	5	33	92.05
19082	BHOPAL	ODISHA	RAYAGADA	184	ENGLISH LNG & LIT.	40	40	0	0	0	0	1	4	9	19	7	77.70
			RAYAGADA Average														80.02
19083	BHOPAL	ODISHA	DEOGARH	013	ODIA	41	41	0	0	0	0	0	0	1	4	36	94.24
19083	BHOPAL	ODISHA	DEOGARH	041	MATHEMATICS STD	25	25	0	0	0	1	0	4	4	10	6	76.48
19083	BHOPAL	ODISHA	DEOGARH	086	SCIENCE - THEORY	41	41	0	0	0	2	4	9	13	9	4	65.73
19083	BHOPAL	ODISHA	DEOGARH	087	SOCIAL SCIENCE	41	41	0	0	0	0	0	3	1	17	20	86.17
19083	BHOPAL	ODISHA	DEOGARH	184	ENGLISH LNG & LIT.	41	41	0	0	0	1	0	2	16	14	8	76.59
19083	BHOPAL	ODISHA	DEOGARH	241	MATHEMATICS BASIC	16	16	0	0	0	3	2	6	1	3	1	57.06
			DEOGARH Average														76.05
19084	BHOPAL	ODISHA	MALKANGIRI - I	013	ODIA	36	36	0	0	0	0	0	0	2	12	22	90.03
19084	BHOPAL	ODISHA	MALKANGIRI - I	041	MATHEMATICS STD	21	21	0	0	0	1	3	2	5	9	1	68.71
19084	BHOPAL	ODISHA	MALKANGIRI - I	086	SCIENCE - THEORY	36	36	0	0	0	4	11	6	4	7	4	59.50
19084	BHOPAL	ODISHA	MALKANGIRI - I	087	SOCIAL SCIENCE	36	36	0	0	0	0	0	2	10	17	7	77.94
19084	BHOPAL	ODISHA	MALKANGIRI - I	184	ENGLISH LNG & LIT.	36	36	0	0	0	0	4	6	17	8	1	66.50
19084	BHOPAL	ODISHA	MALKANGIRI - I	241	MATHEMATICS BASIC	15	15	0	0	0	0	5	4	4	2	0	58.87
			MALKANGIRI - I Average														70.26
19085	BHOPAL	ODISHA	NUAPADA	002	HINDI COURSE-A	16	16	0	0	0	0	0	0	6	9	1	78.06
19085	BHOPAL	ODISHA	NUAPADA	013	ODIA	67	67	0	0	0	0	0	0	3	6	58	93.57
19085	BHOPAL	ODISHA	NUAPADA	041	MATHEMATICS STD	47	47	0	0	0	0	0	2	5	26	14	84.11
19085	BHOPAL	ODISHA	NUAPADA	086	SCIENCE - THEORY	83	82	1	0	0	9	5	10	25	23	10	67.06
19085	BHOPAL	ODISHA	NUAPADA	087	SOCIAL SCIENCE	83	83	0	0	0	0	0	2	8	26	47	86.55
19085	BHOPAL	ODISHA	NUAPADA	184	ENGLISH LNG & LIT.	83	83	0	0	0	1	5	5	26	41	5	74.49
19085	BHOPAL	ODISHA	NUAPADA	241	MATHEMATICS BASIC	36	36	0	0	0	1	6	6	9	10	4	67.39
			NUAPADA Average														78.75
19086	BHOPAL	ODISHA	PURI	013	ODIA	77	77	0	0	0	0	0	0	0	12	65	94.04

SCH CODE	REGION	STATE	JNV	SUB CODE	SUBJ NAME	APPEARED	PASSED	FAILED	ABSENT	L33	e33l40	e40l50	e50l60	e60l75	e75l90	e90a	Subj. Avg
19086	BHOPAL	ODISHA	PURI	041	MATHEMATICS STD	74	74	0	0	0	0	1	4	8	21	40	86.18
19086	BHOPAL	ODISHA	PURI	085	HINDI COURSE-B	1	1	0	0	0	0	0	0	0	0	1	92.00
19086	BHOPAL	ODISHA	PURI	086	SCIENCE - THEORY	78	78	0	0	0	3	1	4	17	33	20	77.47
19086	BHOPAL	ODISHA	PURI	087	SOCIAL SCIENCE	78	78	0	0	0	0	0	0	4	22	52	90.88
19086	BHOPAL	ODISHA	PURI	184	ENGLISH LNG & LIT.	78	78	0	0	0	0	0	2	12	52	12	81.00
19086	BHOPAL	ODISHA	PURI	241	MATHEMATICS BASIC	4	4	0	0	0	0	1	1	2	0	0	57.50
			PURI Average														82.72
54016	BHOPAL	MADHYA PRADESH	BALAGHAT	002	HINDI COURSE-A	81	81	0	0	0	0	0	0	1	38	42	88.56
54016	BHOPAL	MADHYA PRADESH	BALAGHAT	041	MATHEMATICS STD	56	56	0	0	0	0	3	5	28	15	5	71.61
54016	BHOPAL	MADHYA PRADESH	BALAGHAT	086	SCIENCE - THEORY	81	81	0	0	0	12	14	15	22	18	0	59.78
54016	BHOPAL	MADHYA PRADESH	BALAGHAT	087	SOCIAL SCIENCE	81	81	0	0	0	0	0	0	0	13	68	93.42
54016	BHOPAL	MADHYA PRADESH	BALAGHAT	184	ENGLISH LNG & LIT.	81	81	0	0	0	0	2	8	23	31	17	76.11
54016	BHOPAL	MADHYA PRADESH	BALAGHAT	241	MATHEMATICS BASIC	25	25	0	0	0	1	1	6	8	9	0	66.08
			BALAGHAT Average														75.93
54017	BHOPAL	MADHYA PRADESH	BETUL	002	HINDI COURSE-A	81	81	0	0	0	0	0	1	5	44	31	86.14
54017	BHOPAL	MADHYA PRADESH	BETUL	041	MATHEMATICS STD	50	50	0	0	0	3	7	5	14	19	2	67.80
54017	BHOPAL	MADHYA PRADESH	BETUL	086	SCIENCE - THEORY	81	81	0	0	0	4	15	9	24	24	5	66.31
54017	BHOPAL	MADHYA PRADESH	BETUL	087	SOCIAL SCIENCE	81	81	0	0	0	0	0	3	15	43	20	82.11
54017	BHOPAL	MADHYA PRADESH	BETUL	184	ENGLISH LNG & LIT.	81	81	0	0	0	0	1	2	19	48	11	79.42
54017	BHOPAL	MADHYA PRADESH	BETUL	241	MATHEMATICS BASIC	31	31	0	0	0	8	11	4	5	3	0	49.77
			BETUL Average														71.93
54018	BHOPAL	MADHYA PRADESH	BHIND	002	HINDI COURSE-A	82	82	0	0	0	0	0	0	1	20	61	91.70
54018	BHOPAL	MADHYA PRADESH	BHIND	041	MATHEMATICS STD	82	82	0	0	0	1	5	11	34	28	3	70.71
54018	BHOPAL	MADHYA PRADESH	BHIND	086	SCIENCE - THEORY	82	82	0	0	0	4	7	19	25	25	2	65.90
54018	BHOPAL	MADHYA PRADESH	BHIND	087	SOCIAL SCIENCE	82	82	0	0	0	0	0	1	0	10	71	93.21
54018	BHOPAL	MADHYA PRADESH	BHIND	184	ENGLISH LNG & LIT.	82	82	0	0	0	0	1	6	34	39	2	73.16
			BHIND Average														78.94
54019	BHOPAL	MADHYA PRADESH	BHOPAL	002	HINDI COURSE-A	80	80	0	0	0	0	0	0	4	21	55	90.44
54019	BHOPAL	MADHYA PRADESH	BHOPAL	041	MATHEMATICS STD	46	46	0	0	0	0	1	2	7	22	14	81.83
54019	BHOPAL	MADHYA PRADESH	BHOPAL	086	SCIENCE - THEORY	80	80	0	0	0	11	11	10	10	23	15	67.65
54019	BHOPAL	MADHYA PRADESH	BHOPAL	087	SOCIAL SCIENCE	80	80	0	0	0	1	0	1	6	23	49	88.65
54019	BHOPAL	MADHYA PRADESH	BHOPAL	184	ENGLISH LNG & LIT.	80	80	0	0	0	2	3	8	22	39	6	73.63
54019	BHOPAL	MADHYA PRADESH	BHOPAL	241	MATHEMATICS BASIC	34	34	0	0	0	1	11	6	11	5	0	58.32
			BHOPAL Average														76.75
54020	BHOPAL	MADHYA PRADESH	CHHATARPUR	002	HINDI COURSE-A	79	79	0	0	0	0	0	0	1	21	57	91.76
54020	BHOPAL	MADHYA PRADESH	CHHATARPUR	041	MATHEMATICS STD	52	52	0	0	0	1	1	5	18	22	5	74.38
54020	BHOPAL	MADHYA PRADESH	CHHATARPUR	086	SCIENCE - THEORY	79	79	0	0	0	5	8	7	29	23	7	67.38
54020	BHOPAL	MADHYA PRADESH	CHHATARPUR	087	SOCIAL SCIENCE	79	79	0	0	0	0	0	0	4	25	50	89.86
54020	BHOPAL	MADHYA PRADESH	CHHATARPUR	184	ENGLISH LNG & LIT.	79	79	0	0	0	0	2	8	28	35	6	74.18
54020	BHOPAL	MADHYA PRADESH	CHHATARPUR	241	MATHEMATICS BASIC	27	27	0	0	0	5	6	4	7	5	0	56.70
			CHHATARPUR Average														75.71
54021	BHOPAL	MADHYA PRADESH	CHHINDWARA	002	HINDI COURSE-A	78	78	0	0	0	0	0	0	2	51	25	86.24
54021	BHOPAL	MADHYA PRADESH	CHHINDWARA	041	MATHEMATICS STD	32	32	0	0	0	0	0	0	7	16	9	82.47
54021	BHOPAL	MADHYA PRADESH	CHHINDWARA	086	SCIENCE - THEORY	78	78	0	0	0	4	11	10	26	22	5	66.81
54021	BHOPAL	MADHYA PRADESH	CHHINDWARA	087	SOCIAL SCIENCE	78	78	0	0	0	0	1	0	5	24	48	88.85
54021	BHOPAL	MADHYA PRADESH	CHHINDWARA	184	ENGLISH LNG & LIT.	78	78	0	0	0	0	1	4	25	38	10	76.33
54021	BHOPAL	MADHYA PRADESH	CHHINDWARA	241	MATHEMATICS BASIC	46	46	0	0	0	4	2	11	13	11	5	67.37
			CHHINDWARA Average														78.01
54022	BHOPAL	MADHYA PRADESH	DAMOH	002	HINDI COURSE-A	82	82	0	0	0	0	0	0	1	8	73	93.71
54022	BHOPAL	MADHYA PRADESH	DAMOH	041	MATHEMATICS STD	35	35	0	0	0	0	0	1	9	19	6	80.63
54022	BHOPAL	MADHYA PRADESH	DAMOH	086	SCIENCE - THEORY	82	82	0	0	0	19	16	17	17	12	1	54.93

SCH CODE	REGION	STATE	JNV	SUB CODE	SUBJ NAME	APPEARED	PASSED	FAILED	ABSENT	L33	e33l40	e40l50	e50l60	e60l75	e75l90	e90a	Subj. Avg
54022	BHOPAL	MADHYA PRADESH	DAMOH	087	SOCIAL SCIENCE	82	82	0	0	0	0	0	0	7	29	46	88.21
54022	BHOPAL	MADHYA PRADESH	DAMOH	184	ENGLISH LNG & LIT.	82	82	0	0	0	0	1	14	24	35	8	73.74
54022	BHOPAL	MADHYA PRADESH	DAMOH	241	MATHEMATICS BASIC	47	47	0	0	0	5	19	7	9	4	3	55.96
			DAMOH Average														74.53
54023	BHOPAL	MADHYA PRADESH	DATIA	002	HINDI COURSE-A	78	78	0	0	0	0	0	0	3	29	46	88.40
54023	BHOPAL	MADHYA PRADESH	DATIA	041	MATHEMATICS STD	50	50	0	0	0	2	4	14	17	13	0	64.02
54023	BHOPAL	MADHYA PRADESH	DATIA	086	SCIENCE - THEORY	78	78	0	0	0	11	16	9	21	18	3	59.47
54023	BHOPAL	MADHYA PRADESH	DATIA	087	SOCIAL SCIENCE	78	78	0	0	0	6	8	13	37	14	0	62.01
54023	BHOPAL	MADHYA PRADESH	DATIA	184	ENGLISH LNG & LIT.	78	78	0	0	0	3	5	24	25	18	3	64.44
54023	BHOPAL	MADHYA PRADESH	DATIA	241	MATHEMATICS BASIC	28	28	0	0	0	2	9	9	3	4	1	55.82
			DATIA Average														65.69
54024	BHOPAL	MADHYA PRADESH	DEWAS	002	HINDI COURSE-A	79	79	0	0	0	0	0	0	0	24	55	91.42
54024	BHOPAL	MADHYA PRADESH	DEWAS	041	MATHEMATICS STD	79	79	0	0	0	0	6	8	20	31	14	74.80
54024	BHOPAL	MADHYA PRADESH	DEWAS	086	SCIENCE - THEORY	79	79	0	0	0	8	4	10	21	25	11	69.75
54024	BHOPAL	MADHYA PRADESH	DEWAS	087	SOCIAL SCIENCE	79	79	0	0	0	0	0	2	13	19	45	86.28
54024	BHOPAL	MADHYA PRADESH	DEWAS	184	ENGLISH LNG & LIT.	79	79	0	0	0	2	7	10	34	22	4	67.52
			DEWAS Average														77.95
54025	BHOPAL	MADHYA PRADESH	DHAR	002	HINDI COURSE-A	80	80	0	0	0	0	0	0	0	16	64	92.23
54025	BHOPAL	MADHYA PRADESH	DHAR	041	MATHEMATICS STD	59	59	0	0	0	0	0	2	12	25	20	82.19
54025	BHOPAL	MADHYA PRADESH	DHAR	086	SCIENCE - THEORY	80	80	0	0	0	3	6	9	25	34	3	70.25
54025	BHOPAL	MADHYA PRADESH	DHAR	087	SOCIAL SCIENCE	80	80	0	0	0	0	0	0	0	9	71	94.00
54025	BHOPAL	MADHYA PRADESH	DHAR	184	ENGLISH LNG & LIT.	80	80	0	0	0	0	3	5	27	43	2	74.28
54025	BHOPAL	MADHYA PRADESH	DHAR	241	MATHEMATICS BASIC	21	21	0	0	0	0	1	3	4	10	3	74.19
			DHAR Average														81.19
54026	BHOPAL	MADHYA PRADESH	ASHOKNAGAR	002	HINDI COURSE-A	79	79	0	0	0	0	0	0	6	27	46	89.28
54026	BHOPAL	MADHYA PRADESH	ASHOKNAGAR	041	MATHEMATICS STD	79	78	1	0	0	13	16	11	15	21	2	59.92
54026	BHOPAL	MADHYA PRADESH	ASHOKNAGAR	086	SCIENCE - THEORY	79	75	4	0	0	14	12	12	17	17	3	57.66
54026	BHOPAL	MADHYA PRADESH	ASHOKNAGAR	087	SOCIAL SCIENCE	79	79	0	0	0	0	0	2	10	19	48	87.52
54026	BHOPAL	MADHYA PRADESH	ASHOKNAGAR	184	ENGLISH LNG & LIT.	79	79	0	0	0	0	1	7	24	33	14	76.73
			ASHOKNAGAR Average														74.22
54027	BHOPAL	MADHYA PRADESH	GWALIOR	002	HINDI COURSE-A	75	75	0	0	0	0	0	0	9	46	20	83.96
54027	BHOPAL	MADHYA PRADESH	GWALIOR	041	MATHEMATICS STD	35	35	0	0	0	0	2	4	11	15	3	72.06
54027	BHOPAL	MADHYA PRADESH	GWALIOR	086	SCIENCE - THEORY	75	75	0	0	0	5	17	16	17	16	4	62.43
54027	BHOPAL	MADHYA PRADESH	GWALIOR	087	SOCIAL SCIENCE	75	75	0	0	0	0	1	15	20	22	17	74.75
54027	BHOPAL	MADHYA PRADESH	GWALIOR	184	ENGLISH LNG & LIT.	75	75	0	0	0	0	7	8	37	21	2	67.71
54027	BHOPAL	MADHYA PRADESH	GWALIOR	241	MATHEMATICS BASIC	40	40	0	0	0	4	9	7	10	8	2	60.93
			GWALIOR Average														70.31
54028	BHOPAL	MADHYA PRADESH	HOSHANGABAD	002	HINDI COURSE-A	80	80	0	0	0	0	0	0	5	22	53	89.81
54028	BHOPAL	MADHYA PRADESH	HOSHANGABAD	041	MATHEMATICS STD	69	69	0	0	0	3	11	13	22	17	3	64.62
54028	BHOPAL	MADHYA PRADESH	HOSHANGABAD	086	SCIENCE - THEORY	80	80	0	0	0	5	20	14	19	17	5	61.78
54028	BHOPAL	MADHYA PRADESH	HOSHANGABAD	087	SOCIAL SCIENCE	80	80	0	0	0	0	0	1	7	35	37	86.96
54028	BHOPAL	MADHYA PRADESH	HOSHANGABAD	184	ENGLISH LNG & LIT.	80	80	0	0	0	1	4	11	35	24	5	69.86
54028	BHOPAL	MADHYA PRADESH	HOSHANGABAD	241	MATHEMATICS BASIC	11	11	0	0	0	2	3	2	4	0	0	51.64
			HOSHANGABAD Average														70.78
54029	BHOPAL	MADHYA PRADESH	INDORE	002	HINDI COURSE-A	79	79	0	0	0	0	0	0	12	49	18	82.70
54029	BHOPAL	MADHYA PRADESH	INDORE	015	KANNADA	1	1	0	0	0	0	0	0	0	0	1	91.00
54029	BHOPAL	MADHYA PRADESH	INDORE	041	MATHEMATICS STD	41	41	0	0	0	1	2	8	14	10	6	71.61
54029	BHOPAL	MADHYA PRADESH	INDORE	085	HINDI COURSE-B	1	1	0	0	0	0	0	0	1	0	0	63.00
54029	BHOPAL	MADHYA PRADESH	INDORE	086	SCIENCE - THEORY	80	79	1	0	0	15	14	19	23	8	0	54.55
54029	BHOPAL	MADHYA PRADESH	INDORE	087	SOCIAL SCIENCE	80	80	0	0	0	0	0	4	17	24	35	83.11
54029	BHOPAL	MADHYA PRADESH	INDORE	184	ENGLISH LNG & LIT.	80	80	0	0	0	2	3	9	27	33	6	72.84

SCH CODE	REGION	STATE	JNV	SUB CODE	SUBJ NAME	APPEARED	PASSED	FAILED	ABSENT	L33	e33l40	e40l50	e50l60	e60l75	e75l90	e90a	Subj. Avg
54029	BHOPAL	MADHYA PRADESH	INDORE	241	MATHEMATICS BASIC	39	38	1	0	0	7	7	6	11	5	2	57.41
			INDORE Average														72.03
54030	BHOPAL	MADHYA PRADESH	JABALPUR	002	HINDI COURSE-A	81	81	0	0	0	0	0	1	3	33	44	88.42
54030	BHOPAL	MADHYA PRADESH	JABALPUR	041	MATHEMATICS STD	38	38	0	0	0	0	0	4	10	13	11	78.11
54030	BHOPAL	MADHYA PRADESH	JABALPUR	086	SCIENCE - THEORY	81	80	1	0	0	11	13	17	18	14	7	60.47
54030	BHOPAL	MADHYA PRADESH	JABALPUR	087	SOCIAL SCIENCE	81	81	0	0	0	0	0	2	7	28	44	88.11
54030	BHOPAL	MADHYA PRADESH	JABALPUR	184	ENGLISH LNG & LIT.	81	81	0	0	0	1	1	9	24	33	13	74.68
54030	BHOPAL	MADHYA PRADESH	JABALPUR	241	MATHEMATICS BASIC	43	43	0	0	0	3	3	14	10	9	4	64.21
			JABALPUR Average														75.67
54031	BHOPAL	MADHYA PRADESH	ALIRAJPUR	002	HINDI COURSE-A	78	78	0	0	0	0	1	0	8	38	31	85.69
54031	BHOPAL	MADHYA PRADESH	ALIRAJPUR	041	MATHEMATICS STD	42	42	0	0	0	4	7	8	13	8	2	61.48
54031	BHOPAL	MADHYA PRADESH	ALIRAJPUR	086	SCIENCE - THEORY	78	74	4	0	0	22	17	13	12	6	4	50.74
54031	BHOPAL	MADHYA PRADESH	ALIRAJPUR	087	SOCIAL SCIENCE	78	78	0	0	0	1	0	12	24	27	14	74.91
54031	BHOPAL	MADHYA PRADESH	ALIRAJPUR	184	ENGLISH LNG & LIT.	78	78	0	0	0	0	7	18	30	18	5	67.14
54031	BHOPAL	MADHYA PRADESH	ALIRAJPUR	241	MATHEMATICS BASIC	36	34	2	0	0	8	9	11	5	1	0	48.72
			ALIRAJPUR Average														64.78
54032	BHOPAL	MADHYA PRADESH	KHANDWA	002	HINDI COURSE-A	79	79	0	0	0	0	0	0	7	45	27	85.15
54032	BHOPAL	MADHYA PRADESH	KHANDWA	041	MATHEMATICS STD	69	68	1	0	0	13	19	7	17	11	1	54.96
54032	BHOPAL	MADHYA PRADESH	KHANDWA	086	SCIENCE - THEORY	79	78	1	0	0	13	17	8	15	20	5	60.27
54032	BHOPAL	MADHYA PRADESH	KHANDWA	087	SOCIAL SCIENCE	79	79	0	0	0	0	0	9	15	25	30	81.06
54032	BHOPAL	MADHYA PRADESH	KHANDWA	184	ENGLISH LNG & LIT.	79	79	0	0	0	2	9	16	27	21	4	66.57
54032	BHOPAL	MADHYA PRADESH	KHANDWA	241	MATHEMATICS BASIC	10	8	2	0	0	7	1	0	0	0	0	33.90
			KHANDWA Average														63.65
54033	BHOPAL	MADHYA PRADESH	KHARGONE	002	HINDI COURSE-A	81	81	0	0	0	0	0	0	2	30	49	89.58
54033	BHOPAL	MADHYA PRADESH	KHARGONE	041	MATHEMATICS STD	37	37	0	0	0	1	0	3	11	19	3	75.16
54033	BHOPAL	MADHYA PRADESH	KHARGONE	086	SCIENCE - THEORY	81	81	0	0	0	9	16	16	20	15	5	60.85
54033	BHOPAL	MADHYA PRADESH	KHARGONE	087	SOCIAL SCIENCE	81	81	0	0	0	0	1	8	14	37	21	79.86
54033	BHOPAL	MADHYA PRADESH	KHARGONE	184	ENGLISH LNG & LIT.	81	81	0	0	0	0	3	4	31	42	1	73.38
54033	BHOPAL	MADHYA PRADESH	KHARGONE	241	MATHEMATICS BASIC	44	41	3	0	0	10	7	8	7	6	3	54.55
			KHARGONE Average														72.23
54034	BHOPAL	MADHYA PRADESH	NEEMUCH	002	HINDI COURSE-A	76	76	0	0	0	0	0	1	10	37	28	84.86
54034	BHOPAL	MADHYA PRADESH	NEEMUCH	041	MATHEMATICS STD	31	31	0	0	0	0	0	5	11	10	5	74.26
54034	BHOPAL	MADHYA PRADESH	NEEMUCH	086	SCIENCE - THEORY	76	76	0	0	0	16	15	9	16	19	1	58.18
54034	BHOPAL	MADHYA PRADESH	NEEMUCH	087	SOCIAL SCIENCE	76	76	0	0	0	0	3	5	14	24	30	81.42
54034	BHOPAL	MADHYA PRADESH	NEEMUCH	184	ENGLISH LNG & LIT.	76	76	0	0	0	2	6	11	23	32	2	69.38
54034	BHOPAL	MADHYA PRADESH	NEEMUCH	241	MATHEMATICS BASIC	45	45	0	0	0	0	4	10	12	16	3	68.42
			NEEMUCH Average														72.75
54035	BHOPAL	MADHYA PRADESH	MANDLA	002	HINDI COURSE-A	82	82	0	0	0	0	0	0	3	33	46	89.44
54035	BHOPAL	MADHYA PRADESH	MANDLA	041	MATHEMATICS STD	44	44	0	0	0	0	2	9	15	12	6	71.77
54035	BHOPAL	MADHYA PRADESH	MANDLA	086	SCIENCE - THEORY	82	82	0	0	0	8	14	14	23	19	4	62.37
54035	BHOPAL	MADHYA PRADESH	MANDLA	087	SOCIAL SCIENCE	82	82	0	0	0	0	0	6	8	41	27	82.54
54035	BHOPAL	MADHYA PRADESH	MANDLA	184	ENGLISH LNG & LIT.	82	82	0	0	0	1	10	13	28	25	5	67.56
54035	BHOPAL	MADHYA PRADESH	MANDLA	241	MATHEMATICS BASIC	38	37	1	0	0	1	7	14	13	2	0	57.03
			MANDLA Average														71.79
54036	BHOPAL	MADHYA PRADESH	MORENA	002	HINDI COURSE-A	83	83	0	0	0	0	0	0	4	33	46	88.87
54036	BHOPAL	MADHYA PRADESH	MORENA	041	MATHEMATICS STD	53	53	0	0	0	2	0	3	11	21	16	79.00
54036	BHOPAL	MADHYA PRADESH	MORENA	086	SCIENCE - THEORY	83	82	1	0	0	10	6	10	24	28	4	66.14
54036	BHOPAL	MADHYA PRADESH	MORENA	087	SOCIAL SCIENCE	83	83	0	0	0	0	0	4	5	31	43	86.52
54036	BHOPAL	MADHYA PRADESH	MORENA	184	ENGLISH LNG & LIT.	83	83	0	0	0	4	4	14	27	27	7	69.35
54036	BHOPAL	MADHYA PRADESH	MORENA	241	MATHEMATICS BASIC	30	30	0	0	0	5	8	6	6	3	2	56.43
			MORENA Average														74.39

SCH CODE	REGION	STATE	JNV	SUB CODE	SUBJ NAME	APPEARED	PASSED	FAILED	ABSENT	L33	e33l40	e40l50	e50l60	e60l75	e75l90	e90a	Subj. Avg
54037	BHOPAL	MADHYA PRADESH	NARSINGHPUR	002	HINDI COURSE-A	79	79	0	0	0	0	1	1	10	50	17	82.61
54037	BHOPAL	MADHYA PRADESH	NARSINGHPUR	041	MATHEMATICS STD	79	79	0	0	0	3	7	9	25	25	10	70.70
54037	BHOPAL	MADHYA PRADESH	NARSINGHPUR	086	SCIENCE - THEORY	79	79	0	0	0	8	15	13	22	15	6	62.39
54037	BHOPAL	MADHYA PRADESH	NARSINGHPUR	087	SOCIAL SCIENCE	79	79	0	0	0	1	0	3	9	32	34	84.09
54037	BHOPAL	MADHYA PRADESH	NARSINGHPUR	184	ENGLISH LNG & LIT.	79	79	0	0	0	0	1	6	19	40	13	78.23
			NARSINGHPUR Average														75.60
54038	BHOPAL	MADHYA PRADESH	PANNA	002	HINDI COURSE-A	78	78	0	0	0	0	0	0	3	43	32	88.47
54038	BHOPAL	MADHYA PRADESH	PANNA	041	MATHEMATICS STD	78	78	0	0	0	2	9	19	24	17	7	66.17
54038	BHOPAL	MADHYA PRADESH	PANNA	086	SCIENCE - THEORY	78	77	1	0	0	5	15	14	16	21	6	64.01
54038	BHOPAL	MADHYA PRADESH	PANNA	087	SOCIAL SCIENCE	78	78	0	0	0	0	0	2	7	29	40	85.82
54038	BHOPAL	MADHYA PRADESH	PANNA	184	ENGLISH LNG & LIT.	78	78	0	0	0	1	5	12	31	29	0	68.68
			PANNA Average														74.63
54039	BHOPAL	MADHYA PRADESH	RAJGARH	002	HINDI COURSE-A	79	79	0	0	0	0	0	0	1	23	55	91.44
54039	BHOPAL	MADHYA PRADESH	RAJGARH	041	MATHEMATICS STD	56	56	0	0	0	2	6	11	18	15	4	66.04
54039	BHOPAL	MADHYA PRADESH	RAJGARH	086	SCIENCE - THEORY	79	79	0	0	0	2	2	18	34	15	8	68.61
54039	BHOPAL	MADHYA PRADESH	RAJGARH	087	SOCIAL SCIENCE	79	79	0	0	0	0	0	2	15	39	23	82.81
54039	BHOPAL	MADHYA PRADESH	RAJGARH	184	ENGLISH LNG & LIT.	79	79	0	0	0	0	2	5	45	22	5	71.25
54039	BHOPAL	MADHYA PRADESH	RAJGARH	241	MATHEMATICS BASIC	23	23	0	0	0	4	5	4	6	4	0	56.74
			RAJGARH Average														72.82
54040	BHOPAL	MADHYA PRADESH	RAISEN	002	HINDI COURSE-A	76	76	0	0	0	0	1	1	3	20	51	89.55
54040	BHOPAL	MADHYA PRADESH	RAISEN	041	MATHEMATICS STD	52	52	0	0	0	0	1	5	18	24	4	74.12
54040	BHOPAL	MADHYA PRADESH	RAISEN	086	SCIENCE - THEORY	76	72	4	0	0	11	13	13	26	8	1	56.12
54040	BHOPAL	MADHYA PRADESH	RAISEN	087	SOCIAL SCIENCE	76	76	0	0	0	1	0	5	20	39	11	77.21
54040	BHOPAL	MADHYA PRADESH	RAISEN	184	ENGLISH LNG & LIT.	76	76	0	0	0	1	9	6	36	23	1	67.03
54040	BHOPAL	MADHYA PRADESH	RAISEN	241	MATHEMATICS BASIC	24	24	0	0	0	3	3	6	12	0	0	55.92
			RAISEN Average														69.99
54041	BHOPAL	MADHYA PRADESH	RATLAM - I	002	HINDI COURSE-A	77	77	0	0	0	0	0	0	3	43	31	87.65
54041	BHOPAL	MADHYA PRADESH	RATLAM - I	041	MATHEMATICS STD	41	41	0	0	0	2	6	5	19	6	3	64.27
54041	BHOPAL	MADHYA PRADESH	RATLAM - I	086	SCIENCE - THEORY	77	77	0	0	0	7	16	12	29	13	0	59.79
54041	BHOPAL	MADHYA PRADESH	RATLAM - I	087	SOCIAL SCIENCE	77	77	0	0	0	0	1	5	17	25	29	80.95
54041	BHOPAL	MADHYA PRADESH	RATLAM - I	184	ENGLISH LNG & LIT.	77	77	0	0	0	0	1	11	40	22	3	70.17
54041	BHOPAL	MADHYA PRADESH	RATLAM - I	241	MATHEMATICS BASIC	36	36	0	0	0	2	10	6	10	7	1	60.56
			RATLAM - I Average														70.57
54042	BHOPAL	MADHYA PRADESH	REWA	002	HINDI COURSE-A	82	82	0	0	0	0	0	0	2	27	53	90.71
54042	BHOPAL	MADHYA PRADESH	REWA	041	MATHEMATICS STD	58	58	0	0	0	1	3	5	16	26	7	74.72
54042	BHOPAL	MADHYA PRADESH	REWA	086	SCIENCE - THEORY	82	82	0	0	0	7	10	8	25	26	6	67.18
54042	BHOPAL	MADHYA PRADESH	REWA	087	SOCIAL SCIENCE	82	82	0	0	0	0	0	2	13	36	31	84.63
54042	BHOPAL	MADHYA PRADESH	REWA	184	ENGLISH LNG & LIT.	82	82	0	0	0	0	4	9	32	31	6	72.17
54042	BHOPAL	MADHYA PRADESH	REWA	241	MATHEMATICS BASIC	24	24	0	0	0	1	4	7	9	3	0	60.79
			REWA Average														75.03
54043	BHOPAL	MADHYA PRADESH	SAGAR	002	HINDI COURSE-A	81	81	0	0	0	0	0	0	3	11	67	92.19
54043	BHOPAL	MADHYA PRADESH	SAGAR	041	MATHEMATICS STD	42	42	0	0	0	0	0	1	7	20	14	83.17
54043	BHOPAL	MADHYA PRADESH	SAGAR	086	SCIENCE - THEORY	81	81	0	0	0	6	6	7	20	35	7	70.73
54043	BHOPAL	MADHYA PRADESH	SAGAR	087	SOCIAL SCIENCE	81	81	0	0	0	0	0	0	4	18	59	90.95
54043	BHOPAL	MADHYA PRADESH	SAGAR	184	ENGLISH LNG & LIT.	81	81	0	0	0	0	1	1	25	46	8	78.70
54043	BHOPAL	MADHYA PRADESH	SAGAR	241	MATHEMATICS BASIC	39	39	0	0	0	1	6	3	12	10	7	70.69
			SAGAR Average														81.07
54044	BHOPAL	MADHYA PRADESH	SATNA	002	HINDI COURSE-A	79	79	0	0	0	0	1	0	2	63	13	84.95
54044	BHOPAL	MADHYA PRADESH	SATNA	041	MATHEMATICS STD	79	78	1	0	0	7	11	14	15	23	8	65.15
54044	BHOPAL	MADHYA PRADESH	SATNA	086	SCIENCE - THEORY	79	76	3	0	0	8	10	16	32	9	1	57.86
54044	BHOPAL	MADHYA PRADESH	SATNA	087	SOCIAL SCIENCE	79	79	0	0	0	0	0	1	1	22	55	90.52

SCH CODE	REGION	STATE	JNV	SUB CODE	SUBJ NAME	APPEARED	PASSED	FAILED	ABSENT	L33	e33l40	e40l50	e50l60	e60l75	e75l90	e90a	Subj. Avg
54044	BHOPAL	MADHYA PRADESH	SATNA	184	ENGLISH LNG & LIT.	79	78	1	0	0	1	9	16	30	21	1	66.05
			SATNA Average														72.91
54045	BHOPAL	MADHYA PRADESH	SEHORE	002	HINDI COURSE-A	79	79	0	0	0	0	0	0	4	48	27	87.05
54045	BHOPAL	MADHYA PRADESH	SEHORE	041	MATHEMATICS STD	50	50	0	0	0	0	1	5	19	16	9	75.10
54045	BHOPAL	MADHYA PRADESH	SEHORE	086	SCIENCE - THEORY	79	79	0	0	0	7	14	16	17	23	2	63.01
54045	BHOPAL	MADHYA PRADESH	SEHORE	087	SOCIAL SCIENCE	79	79	0	0	0	0	0	3	13	34	29	83.20
54045	BHOPAL	MADHYA PRADESH	SEHORE	184	ENGLISH LNG & LIT.	79	79	0	0	0	0	0	4	23	41	11	77.82
54045	BHOPAL	MADHYA PRADESH	SEHORE	241	MATHEMATICS BASIC	29	29	0	0	0	6	5	5	8	5	0	57.21
			SEHORE Average														73.90
54046	BHOPAL	MADHYA PRADESH	ANUPPUR	002	HINDI COURSE-A	78	78	0	0	0	0	0	0	4	31	43	88.62
54046	BHOPAL	MADHYA PRADESH	ANUPPUR	041	MATHEMATICS STD	52	52	0	0	0	0	5	11	17	13	6	68.71
54046	BHOPAL	MADHYA PRADESH	ANUPPUR	086	SCIENCE - THEORY	78	77	1	0	0	18	18	13	18	9	1	53.51
54046	BHOPAL	MADHYA PRADESH	ANUPPUR	087	SOCIAL SCIENCE	78	78	0	0	0	0	0	1	4	21	52	89.90
54046	BHOPAL	MADHYA PRADESH	ANUPPUR	184	ENGLISH LNG & LIT.	78	78	0	0	0	0	3	16	31	23	5	68.55
54046	BHOPAL	MADHYA PRADESH	ANUPPUR	241	MATHEMATICS BASIC	26	26	0	0	0	4	8	11	3	0	0	50.35
			ANUPPUR Average														69.94
54047	BHOPAL	MADHYA PRADESH	SEONI	002	HINDI COURSE-A	82	82	0	0	0	0	0	0	12	46	24	83.79
54047	BHOPAL	MADHYA PRADESH	SEONI	041	MATHEMATICS STD	58	58	0	0	0	0	6	9	19	14	10	71.97
54047	BHOPAL	MADHYA PRADESH	SEONI	086	SCIENCE - THEORY	82	82	0	0	0	21	18	8	19	12	4	56.07
54047	BHOPAL	MADHYA PRADESH	SEONI	087	SOCIAL SCIENCE	82	82	0	0	0	0	0	2	10	27	43	86.50
54047	BHOPAL	MADHYA PRADESH	SEONI	184	ENGLISH LNG & LIT.	82	82	0	0	0	1	7	18	28	27	1	67.68
54047	BHOPAL	MADHYA PRADESH	SEONI	241	MATHEMATICS BASIC	24	24	0	0	0	2	4	10	7	1	0	54.17
			SEONI Average														70.03
54048	BHOPAL	MADHYA PRADESH	SIDHI	002	HINDI COURSE-A	81	81	0	0	0	0	0	0	5	52	24	85.32
54048	BHOPAL	MADHYA PRADESH	SIDHI	041	MATHEMATICS STD	48	48	0	0	0	0	8	5	19	15	1	68.00
54048	BHOPAL	MADHYA PRADESH	SIDHI	086	SCIENCE - THEORY	81	79	2	0	0	20	16	14	17	12	0	53.70
54048	BHOPAL	MADHYA PRADESH	SIDHI	087	SOCIAL SCIENCE	81	81	0	0	0	0	2	6	15	28	30	81.32
54048	BHOPAL	MADHYA PRADESH	SIDHI	184	ENGLISH LNG & LIT.	81	81	0	0	0	3	12	18	27	20	1	63.89
54048	BHOPAL	MADHYA PRADESH	SIDHI	241	MATHEMATICS BASIC	33	32	1	0	0	9	8	7	5	3	0	50.24
			SIDHI Average														67.08
54049	BHOPAL	MADHYA PRADESH	SHAJAPUR	002	HINDI COURSE-A	82	82	0	0	0	0	0	0	1	23	58	90.61
54049	BHOPAL	MADHYA PRADESH	SHAJAPUR	041	MATHEMATICS STD	52	52	0	0	0	0	2	4	14	23	9	76.46
54049	BHOPAL	MADHYA PRADESH	SHAJAPUR	086	SCIENCE - THEORY	82	82	0	0	0	0	7	17	23	28	7	69.13
54049	BHOPAL	MADHYA PRADESH	SHAJAPUR	087	SOCIAL SCIENCE	81	81	0	1	0	0	0	0	1	29	51	91.25
54049	BHOPAL	MADHYA PRADESH	SHAJAPUR	184	ENGLISH LNG & LIT.	82	82	0	0	0	0	8	30	29	14	1	62.85
54049	BHOPAL	MADHYA PRADESH	SHAJAPUR	241	MATHEMATICS BASIC	30	30	0	0	0	4	7	5	9	5	0	57.67
			SHAJAPUR Average														74.66
54050	BHOPAL	MADHYA PRADESH	SHIVPURI	002	HINDI COURSE-A	81	81	0	0	0	0	1	4	29	45	2	74.83
54050	BHOPAL	MADHYA PRADESH	SHIVPURI	041	MATHEMATICS STD	53	53	0	0	0	1	9	8	16	15	4	66.94
54050	BHOPAL	MADHYA PRADESH	SHIVPURI	086	SCIENCE - THEORY	81	81	0	0	0	5	14	17	32	12	1	61.38
54050	BHOPAL	MADHYA PRADESH	SHIVPURI	087	SOCIAL SCIENCE	81	81	0	0	0	0	0	1	6	26	48	88.49
54050	BHOPAL	MADHYA PRADESH	SHIVPURI	184	ENGLISH LNG & LIT.	81	81	0	0	0	1	3	17	44	16	0	66.20
54050	BHOPAL	MADHYA PRADESH	SHIVPURI	241	MATHEMATICS BASIC	28	28	0	0	0	1	7	8	11	1	0	56.75
			SHIVPURI Average														69.10
54051	BHOPAL	MADHYA PRADESH	TIKAMGARH	002	HINDI COURSE-A	81	81	0	0	0	0	1	0	1	39	40	87.79
54051	BHOPAL	MADHYA PRADESH	TIKAMGARH	041	MATHEMATICS STD	49	49	0	0	0	1	1	6	12	21	8	75.92
54051	BHOPAL	MADHYA PRADESH	TIKAMGARH	086	SCIENCE - THEORY	81	78	3	0	0	9	11	9	21	24	4	62.78
54051	BHOPAL	MADHYA PRADESH	TIKAMGARH	087	SOCIAL SCIENCE	81	81	0	0	0	0	0	0	4	20	57	90.12
54051	BHOPAL	MADHYA PRADESH	TIKAMGARH	184	ENGLISH LNG & LIT.	81	81	0	0	0	0	1	10	37	28	5	71.88
54051	BHOPAL	MADHYA PRADESH	TIKAMGARH	241	MATHEMATICS BASIC	32	32	0	0	0	8	5	11	3	3	2	53.06
			TIKAMGARH Average														73.59

SCH CODE	REGION	STATE	JNV	SUB CODE	SUBJ NAME	APPEARED	PASSED	FAILED	ABSENT	L33	e33l40	e40l50	e50l60	e60l75	e75l90	e90a	Subj. Avg
54052	BHOPAL	MADHYA PRADESH	UJJAIN - I	002	HINDI COURSE-A	80	80	0	0	0	0	0	0	1	34	45	89.26
54052	BHOPAL	MADHYA PRADESH	UJJAIN - I	041	MATHEMATICS STD	29	29	0	0	0	0	0	0	8	16	5	80.83
54052	BHOPAL	MADHYA PRADESH	UJJAIN - I	086	SCIENCE - THEORY	80	79	1	0	0	9	15	11	24	20	0	60.16
54052	BHOPAL	MADHYA PRADESH	UJJAIN - I	087	SOCIAL SCIENCE	80	80	0	0	0	0	0	3	17	41	19	80.18
54052	BHOPAL	MADHYA PRADESH	UJJAIN - I	184	ENGLISH LNG & LIT.	80	80	0	0	0	0	4	13	25	34	4	72.10
54052	BHOPAL	MADHYA PRADESH	UJJAIN - I	241	MATHEMATICS BASIC	51	51	0	0	0	3	11	10	11	11	5	64.55
			UJJAIN - I Average														74.51
54053	BHOPAL	MADHYA PRADESH	VIDISHA	002	HINDI COURSE-A	78	78	0	0	0	0	0	0	2	29	47	90.08
54053	BHOPAL	MADHYA PRADESH	VIDISHA	041	MATHEMATICS STD	27	27	0	0	0	0	0	1	2	10	14	88.96
54053	BHOPAL	MADHYA PRADESH	VIDISHA	086	SCIENCE - THEORY	78	78	0	0	0	1	7	5	19	31	15	75.53
54053	BHOPAL	MADHYA PRADESH	VIDISHA	087	SOCIAL SCIENCE	78	78	0	0	0	0	0	4	10	20	44	86.71
54053	BHOPAL	MADHYA PRADESH	VIDISHA	184	ENGLISH LNG & LIT.	78	78	0	0	0	0	2	9	25	36	6	74.59
54053	BHOPAL	MADHYA PRADESH	VIDISHA	241	MATHEMATICS BASIC	51	47	4	0	0	6	5	17	14	4	1	54.98
			VIDISHA Average														78.48
54054	BHOPAL	MADHYA PRADESH	SHEOPUR	002	HINDI COURSE-A	76	76	0	0	0	0	0	0	4	17	55	91.01
54054	BHOPAL	MADHYA PRADESH	SHEOPUR	041	MATHEMATICS STD	57	57	0	0	0	8	4	6	15	18	6	67.09
54054	BHOPAL	MADHYA PRADESH	SHEOPUR	086	SCIENCE - THEORY	76	76	0	0	0	4	13	4	19	18	18	71.14
54054	BHOPAL	MADHYA PRADESH	SHEOPUR	087	SOCIAL SCIENCE	76	76	0	0	0	0	0	5	11	26	34	84.00
54054	BHOPAL	MADHYA PRADESH	SHEOPUR	184	ENGLISH LNG & LIT.	76	76	0	0	0	3	8	12	20	28	5	68.37
54054	BHOPAL	MADHYA PRADESH	SHEOPUR	241	MATHEMATICS BASIC	19	19	0	0	0	3	11	1	2	2	0	48.79
			SHEOPUR Average														71.73
54055	BHOPAL	MADHYA PRADESH	KATNI	002	HINDI COURSE-A	76	76	0	0	0	0	0	2	3	26	45	87.57
54055	BHOPAL	MADHYA PRADESH	KATNI	041	MATHEMATICS STD	37	37	0	0	0	0	2	5	10	17	3	75.03
54055	BHOPAL	MADHYA PRADESH	KATNI	086	SCIENCE - THEORY	76	76	0	0	0	7	16	14	22	14	3	60.43
54055	BHOPAL	MADHYA PRADESH	KATNI	087	SOCIAL SCIENCE	76	76	0	0	0	0	2	0	8	25	41	86.87
54055	BHOPAL	MADHYA PRADESH	KATNI	184	ENGLISH LNG & LIT.	76	76	0	0	0	0	3	6	18	37	12	76.13
54055	BHOPAL	MADHYA PRADESH	KATNI	241	MATHEMATICS BASIC	39	39	0	0	0	0	6	12	11	9	1	63.82
			KATNI Average														74.98
54056	BHOPAL	MADHYA PRADESH	HARDA	002	HINDI COURSE-A	81	81	0	0	0	0	0	0	13	40	28	84.54
54056	BHOPAL	MADHYA PRADESH	HARDA	041	MATHEMATICS STD	46	46	0	0	0	2	3	3	19	11	8	72.17
54056	BHOPAL	MADHYA PRADESH	HARDA	086	SCIENCE - THEORY	81	81	0	0	0	12	9	9	21	21	9	65.51
54056	BHOPAL	MADHYA PRADESH	HARDA	087	SOCIAL SCIENCE	81	81	0	0	0	0	0	0	8	16	57	89.80
54056	BHOPAL	MADHYA PRADESH	HARDA	184	ENGLISH LNG & LIT.	81	81	0	0	0	1	2	10	23	33	12	74.80
54056	BHOPAL	MADHYA PRADESH	HARDA	241	MATHEMATICS BASIC	35	35	0	0	0	5	9	5	12	4	0	54.80
			HARDA Average														73.60
54057	BHOPAL	MADHYA PRADESH	MANDSAUR	002	HINDI COURSE-A	41	41	0	0	0	0	0	0	1	19	21	89.51
54057	BHOPAL	MADHYA PRADESH	MANDSAUR	041	MATHEMATICS STD	37	37	0	0	0	1	2	2	13	16	3	73.03
54057	BHOPAL	MADHYA PRADESH	MANDSAUR	086	SCIENCE - THEORY	41	41	0	0	0	1	3	3	16	13	5	72.37
54057	BHOPAL	MADHYA PRADESH	MANDSAUR	087	SOCIAL SCIENCE	41	41	0	0	0	0	0	0	2	9	30	91.73
54057	BHOPAL	MADHYA PRADESH	MANDSAUR	184	ENGLISH LNG & LIT.	41	41	0	0	0	0	0	2	16	19	4	76.24
54057	BHOPAL	MADHYA PRADESH	MANDSAUR	241	MATHEMATICS BASIC	4	4	0	0	0	0	2	0	1	1	0	57.00
			MANDSAUR Average														76.65
54058	BHOPAL	MADHYA PRADESH	DINDORI	002	HINDI COURSE-A	78	78	0	0	0	0	0	1	5	60	12	83.10
54058	BHOPAL	MADHYA PRADESH	DINDORI	041	MATHEMATICS STD	32	32	0	0	0	0	1	9	12	8	2	67.25
54058	BHOPAL	MADHYA PRADESH	DINDORI	086	SCIENCE - THEORY	78	78	0	0	0	3	16	17	19	21	2	62.86
54058	BHOPAL	MADHYA PRADESH	DINDORI	087	SOCIAL SCIENCE	78	78	0	0	0	0	0	1	17	37	23	82.19
54058	BHOPAL	MADHYA PRADESH	DINDORI	184	ENGLISH LNG & LIT.	78	78	0	0	0	1	1	2	29	40	5	75.18
54058	BHOPAL	MADHYA PRADESH	DINDORI	241	MATHEMATICS BASIC	46	46	0	0	0	1	8	9	13	15	0	64.15
			DINDORI Average														72.46
54059	BHOPAL	MADHYA PRADESH	BARWANI	002	HINDI COURSE-A	73	73	0	0	0	0	0	0	6	38	29	86.75
54059	BHOPAL	MADHYA PRADESH	BARWANI	041	MATHEMATICS STD	21	21	0	0	0	0	0	2	3	10	6	80.81

SCH CODE	REGION	STATE	JNV	SUB CODE	SUBJ NAME	APPEARED	PASSED	FAILED	ABSENT	L33	e33l40	e40l50	e50l60	e60l75	e75l90	e90a	Subj. Avg
54059	BHOPAL	MADHYA PRADESH	BARWANI	086	SCIENCE - THEORY	73	73	0	0	0	2	7	15	27	17	5	66.18
54059	BHOPAL	MADHYA PRADESH	BARWANI	087	SOCIAL SCIENCE	73	73	0	0	0	0	0	0	4	17	52	91.30
54059	BHOPAL	MADHYA PRADESH	BARWANI	184	ENGLISH LNG & LIT.	73	73	0	0	0	0	0	2	12	41	18	81.86
54059	BHOPAL	MADHYA PRADESH	BARWANI	241	MATHEMATICS BASIC	52	52	0	0	0	1	3	7	22	13	6	70.38
			BARWANI Average														79.55
54060	BHOPAL	MADHYA PRADESH	SHAHDOL	002	HINDI COURSE-A	41	41	0	0	0	0	0	0	1	4	36	93.56
54060	BHOPAL	MADHYA PRADESH	SHAHDOL	041	MATHEMATICS STD	25	25	0	0	0	2	1	2	8	6	6	71.64
54060	BHOPAL	MADHYA PRADESH	SHAHDOL	086	SCIENCE - THEORY	41	41	0	0	0	5	2	5	16	11	2	65.29
54060	BHOPAL	MADHYA PRADESH	SHAHDOL	087	SOCIAL SCIENCE	41	41	0	0	0	2	0	8	14	13	4	71.54
54060	BHOPAL	MADHYA PRADESH	SHAHDOL	184	ENGLISH LNG & LIT.	41	41	0	0	0	0	4	4	18	15	0	69.56
54060	BHOPAL	MADHYA PRADESH	SHAHDOL	241	MATHEMATICS BASIC	16	16	0	0	0	2	2	3	7	2	0	61.00
			SHAHDOL Average														72.10
54061	BHOPAL	MADHYA PRADESH	GUNA	002	HINDI COURSE-A	42	42	0	0	0	0	0	2	1	14	25	88.31
54061	BHOPAL	MADHYA PRADESH	GUNA	041	MATHEMATICS STD	27	27	0	0	0	0	0	1	8	12	6	80.04
54061	BHOPAL	MADHYA PRADESH	GUNA	086	SCIENCE - THEORY	42	42	0	0	0	4	5	5	9	11	8	68.62
54061	BHOPAL	MADHYA PRADESH	GUNA	087	SOCIAL SCIENCE	42	42	0	0	0	0	1	5	11	10	15	78.43
54061	BHOPAL	MADHYA PRADESH	GUNA	184	ENGLISH LNG & LIT.	42	42	0	0	0	0	4	7	16	14	1	67.26
54061	BHOPAL	MADHYA PRADESH	GUNA	241	MATHEMATICS BASIC	15	14	1	0	0	4	2	4	4	0	0	50.33
			GUNA Average														72.17
54062	BHOPAL	MADHYA PRADESH	BURHANPUR	002	HINDI COURSE-A	40	40	0	0	0	0	0	0	4	17	19	86.70
54062	BHOPAL	MADHYA PRADESH	BURHANPUR	041	MATHEMATICS STD	30	30	0	0	0	3	5	10	3	8	1	60.47
54062	BHOPAL	MADHYA PRADESH	BURHANPUR	086	SCIENCE - THEORY	40	39	1	0	0	5	8	9	9	6	2	57.63
54062	BHOPAL	MADHYA PRADESH	BURHANPUR	087	SOCIAL SCIENCE	40	40	0	0	0	0	0	1	13	16	10	80.30
54062	BHOPAL	MADHYA PRADESH	BURHANPUR	184	ENGLISH LNG & LIT.	40	40	0	0	0	0	5	3	12	16	4	72.00
54062	BHOPAL	MADHYA PRADESH	BURHANPUR	241	MATHEMATICS BASIC	10	10	0	0	0	1	6	3	0	0	0	46.80
			BURHANPUR Average														67.32
54063	BHOPAL	MADHYA PRADESH	UMARIA	002	HINDI COURSE-A	41	41	0	0	0	0	0	0	0	16	25	89.61
54063	BHOPAL	MADHYA PRADESH	UMARIA	013	ODIA	1	1	0	0	0	0	0	0	0	1	0	88.00
54063	BHOPAL	MADHYA PRADESH	UMARIA	041	MATHEMATICS STD	29	29	0	0	0	0	1	1	8	13	6	77.76
54063	BHOPAL	MADHYA PRADESH	UMARIA	086	SCIENCE - THEORY	42	42	0	0	0	1	7	3	11	13	7	70.36
54063	BHOPAL	MADHYA PRADESH	UMARIA	087	SOCIAL SCIENCE	42	42	0	0	0	0	1	1	5	8	27	88.00
54063	BHOPAL	MADHYA PRADESH	UMARIA	184	ENGLISH LNG & LIT.	42	42	0	0	0	0	1	7	11	17	6	75.14
54063	BHOPAL	MADHYA PRADESH	UMARIA	241	MATHEMATICS BASIC	13	13	0	0	0	5	1	3	3	1	0	50.77
			UMARIA Average														77.09
54064	BHOPAL	MADHYA PRADESH	JHABUA - II	002	HINDI COURSE-A	38	38	0	0	0	0	0	0	3	20	15	87.42
54064	BHOPAL	MADHYA PRADESH	JHABUA - II	041	MATHEMATICS STD	18	18	0	0	0	0	1	2	4	10	1	74.33
54064	BHOPAL	MADHYA PRADESH	JHABUA - II	086	SCIENCE - THEORY	38	38	0	0	0	0	1	6	12	11	8	73.11
54064	BHOPAL	MADHYA PRADESH	JHABUA - II	087	SOCIAL SCIENCE	38	38	0	0	0	0	0	0	3	9	26	89.03
54064	BHOPAL	MADHYA PRADESH	JHABUA - II	184	ENGLISH LNG & LIT.	38	38	0	0	0	1	3	7	20	7	0	65.24
54064	BHOPAL	MADHYA PRADESH	JHABUA - II	241	MATHEMATICS BASIC	20	20	0	0	0	0	6	4	6	4	0	60.10
			JHABUA - II Average														74.87
54065	BHOPAL	MADHYA PRADESH	UJJAIN - II	002	HINDI COURSE-A	81	81	0	0	0	0	0	0	3	48	30	87.52
54065	BHOPAL	MADHYA PRADESH	UJJAIN - II	041	MATHEMATICS STD	59	59	0	0	0	3	5	10	20	17	4	68.07
54065	BHOPAL	MADHYA PRADESH	UJJAIN - II	086	SCIENCE - THEORY	81	81	0	0	0	6	13	17	30	12	3	62.23
54065	BHOPAL	MADHYA PRADESH	UJJAIN - II	087	SOCIAL SCIENCE	81	81	0	0	0	0	0	0	3	8	70	92.68
54065	BHOPAL	MADHYA PRADESH	UJJAIN - II	184	ENGLISH LNG & LIT.	81	81	0	0	0	0	1	9	36	32	3	72.73
54065	BHOPAL	MADHYA PRADESH	UJJAIN - II	241	MATHEMATICS BASIC	22	22	0	0	0	2	4	5	7	4	0	60.82
			UJJAIN - II Average														74.01
23560	CHANDIGAR	J&K	JAMMU- I	002	HINDI COURSE-A	39	39	0	0	0	0	0	0	3	22	14	85.79
23560	CHANDIGAR	J&K	JAMMU- I	041	MATHEMATICS STD	30	30	0	0	0	1	2	2	11	11	3	72.23
23560	CHANDIGAR	J&K	JAMMU- I	086	SCIENCE - THEORY	39	39	0	0	0	3	6	7	9	12	2	64.62

SCH CODE	REGION	STATE	JNV	SUB CODE	SUBJ NAME	APPEARED	PASSED	FAILED	ABSENT	L33	e33l40	e40l50	e50l60	e60l75	e75l90	e90a	Subj. Avg
23560	CHANDIGAR	J&K	JAMMU- I	087	SOCIAL SCIENCE	39	39	0	0	0	0	0	2	8	20	9	79.90
23560	CHANDIGAR	J&K	JAMMU- I	184	ENGLISH LNG & LIT.	39	39	0	0	0	0	0	0	2	26	11	85.87
23560	CHANDIGAR	J&K	JAMMU- I	241	MATHEMATICS BASIC	9	9	0	0	0	1	1	2	1	3	1	65.11
			JAMMU- I Average														75.59
23563	CHANDIGAR	J&K	REASI	002	HINDI COURSE-A	39	39	0	0	0	0	0	0	5	25	9	84.36
23563	CHANDIGAR	J&K	REASI	041	MATHEMATICS STD	21	21	0	0	0	0	1	3	8	8	1	71.43
23563	CHANDIGAR	J&K	REASI	086	SCIENCE - THEORY	39	39	0	0	0	2	1	5	14	14	3	69.95
23563	CHANDIGAR	J&K	REASI	087	SOCIAL SCIENCE	39	39	0	0	0	0	1	3	4	16	15	82.33
23563	CHANDIGAR	J&K	REASI	184	ENGLISH LNG & LIT.	39	39	0	0	0	0	0	2	5	29	3	79.72
23563	CHANDIGAR	J&K	REASI	241	MATHEMATICS BASIC	18	18	0	0	0	3	2	2	6	5	0	62.00
			REASI Average														74.97
24501	CHANDIGAR	PB	SANGRUR	004	PUNJABI	71	71	0	0	0	0	0	0	0	10	61	93.35
24501	CHANDIGAR	PB	SANGRUR	041	MATHEMATICS STD	64	64	0	0	0	0	5	10	24	18	7	70.20
24501	CHANDIGAR	PB	SANGRUR	085	HINDI COURSE-B	71	71	0	0	0	0	0	0	4	23	44	89.72
24501	CHANDIGAR	PB	SANGRUR	086	SCIENCE - THEORY	71	71	0	0	0	5	9	12	22	17	6	66.23
24501	CHANDIGAR	PB	SANGRUR	087	SOCIAL SCIENCE	71	71	0	0	0	0	0	0	4	20	47	89.65
24501	CHANDIGAR	PB	SANGRUR	184	ENGLISH LNG & LIT.	71	71	0	0	0	0	0	5	26	32	8	76.01
24501	CHANDIGAR	PB	SANGRUR	241	MATHEMATICS BASIC	7	7	0	0	0	0	2	4	1	0	0	52.00
			SANGRUR Average														76.74
24502	CHANDIGAR	PB	F/SAHIB	004	PUNJABI	55	55	0	0	0	0	0	0	4	32	19	86.78
24502	CHANDIGAR	PB	F/SAHIB	041	MATHEMATICS STD	20	20	0	0	0	0	0	5	7	8	0	71.00
24502	CHANDIGAR	PB	F/SAHIB	085	HINDI COURSE-B	55	55	0	0	0	0	0	1	5	26	23	85.55
24502	CHANDIGAR	PB	F/SAHIB	086	SCIENCE - THEORY	55	50	5	0	0	24	12	3	5	5	1	45.09
24502	CHANDIGAR	PB	F/SAHIB	087	SOCIAL SCIENCE	55	55	0	0	0	0	6	16	18	6	9	65.91
24502	CHANDIGAR	PB	F/SAHIB	184	ENGLISH LNG & LIT.	55	55	0	0	0	0	1	7	22	20	5	73.93
24502	CHANDIGAR	PB	F/SAHIB	241	MATHEMATICS BASIC	35	35	0	0	0	0	11	14	7	3	0	54.97
			F/SAHIB Average														69.03
24503	CHANDIGAR	PB	MUKTSAR	004	PUNJABI	76	76	0	0	0	0	0	0	4	33	39	88.33
24503	CHANDIGAR	PB	MUKTSAR	041	MATHEMATICS STD	41	41	0	0	0	1	1	4	12	21	2	73.05
24503	CHANDIGAR	PB	MUKTSAR	085	HINDI COURSE-B	77	77	0	0	0	0	0	0	8	36	33	86.34
24503	CHANDIGAR	PB	MUKTSAR	086	SCIENCE - THEORY	77	76	1	0	0	21	17	12	22	4	0	50.96
24503	CHANDIGAR	PB	MUKTSAR	087	SOCIAL SCIENCE	77	77	0	0	0	0	4	4	20	26	23	78.90
24503	CHANDIGAR	PB	MUKTSAR	184	ENGLISH LNG & LIT.	77	77	0	0	0	0	2	4	33	30	8	74.29
24503	CHANDIGAR	PB	MUKTSAR	241	MATHEMATICS BASIC	36	36	0	0	0	0	7	11	12	6	0	60.94
			MUKTSAR Average														73.26
24504	CHANDIGAR	PB	PATIALA	004	PUNJABI	64	64	0	0	0	0	0	0	5	36	23	86.42
24504	CHANDIGAR	PB	PATIALA	041	MATHEMATICS STD	42	42	0	0	0	4	9	7	12	9	1	60.79
24504	CHANDIGAR	PB	PATIALA	085	HINDI COURSE-B	64	64	0	0	0	0	0	1	17	32	14	81.03
24504	CHANDIGAR	PB	PATIALA	086	SCIENCE - THEORY	64	64	0	0	0	13	14	9	17	9	2	56.08
24504	CHANDIGAR	PB	PATIALA	087	SOCIAL SCIENCE	64	64	0	0	0	0	14	13	20	13	4	63.98
24504	CHANDIGAR	PB	PATIALA	184	ENGLISH LNG & LIT.	64	64	0	0	0	1	1	13	22	21	6	70.42
24504	CHANDIGAR	PB	PATIALA	241	MATHEMATICS BASIC	22	22	0	0	0	6	8	5	2	1	0	48.50
			PATIALA Average														66.75
24505	CHANDIGAR	PB	KAPURTHALA	004	PUNJABI	59	59	0	0	0	0	0	0	1	23	35	90.41
24505	CHANDIGAR	PB	KAPURTHALA	041	MATHEMATICS STD	41	41	0	0	0	15	10	8	5	3	0	47.17
24505	CHANDIGAR	PB	KAPURTHALA	085	HINDI COURSE-B	59	59	0	0	0	0	1	0	12	37	9	81.02
24505	CHANDIGAR	PB	KAPURTHALA	086	SCIENCE - THEORY	59	56	3	0	0	29	18	4	4	1	0	40.95
24505	CHANDIGAR	PB	KAPURTHALA	087	SOCIAL SCIENCE	59	59	0	0	0	0	4	16	28	6	5	65.12
24505	CHANDIGAR	PB	KAPURTHALA	184	ENGLISH LNG & LIT.	59	59	0	0	0	4	19	17	13	6	0	55.36
24505	CHANDIGAR	PB	KAPURTHALA	241	MATHEMATICS BASIC	18	18	0	0	0	7	9	2	0	0	0	40.44
			KAPURTHALA Average														60.07

SCH CODE	REGION	STATE	JNV	SUB CODE	SUBJ NAME	APPEARED	PASSED	FAILED	ABSENT	L33	e33l40	e40l50	e50l60	e60l75	e75l90	e90a	Subj. Avg
24506	CHANDIGAR	PB	SBS NAGAR	004	PUNJABI	66	66	0	0	0	0	0	1	5	43	17	84.76
24506	CHANDIGAR	PB	SBS NAGAR	041	MATHEMATICS STD	16	16	0	0	0	0	5	4	5	2	0	57.50
24506	CHANDIGAR	PB	SBS NAGAR	085	HINDI COURSE-B	66	66	0	0	0	0	2	4	20	37	3	75.61
24506	CHANDIGAR	PB	SBS NAGAR	086	SCIENCE - THEORY	66	63	3	0	0	27	17	6	11	2	0	44.56
24506	CHANDIGAR	PB	SBS NAGAR	087	SOCIAL SCIENCE	66	66	0	0	0	0	1	16	18	26	5	71.24
24506	CHANDIGAR	PB	SBS NAGAR	184	ENGLISH LNG & LIT.	66	66	0	0	0	1	2	9	15	28	11	74.56
24506	CHANDIGAR	PB	SBS NAGAR	241	MATHEMATICS BASIC	50	50	0	0	0	9	11	15	11	4	0	54.08
			SBS NAGAR Average														66.04
24507	CHANDIGAR	PB	TARAN TARAN	004	PUNJABI	76	76	0	0	0	0	0	0	7	31	38	87.86
24507	CHANDIGAR	PB	TARAN TARAN	041	MATHEMATICS STD	62	62	0	0	0	11	11	20	10	8	2	55.18
24507	CHANDIGAR	PB	TARAN TARAN	085	HINDI COURSE-B	76	76	0	0	0	0	0	1	1	15	59	91.84
24507	CHANDIGAR	PB	TARAN TARAN	086	SCIENCE - THEORY	76	76	0	0	0	10	16	29	13	8	0	54.70
24507	CHANDIGAR	PB	TARAN TARAN	087	SOCIAL SCIENCE	76	76	0	0	0	0	8	10	37	14	7	68.89
24507	CHANDIGAR	PB	TARAN TARAN	184	ENGLISH LNG & LIT.	76	76	0	0	0	0	3	3	20	46	4	76.93
24507	CHANDIGAR	PB	TARAN TARAN	241	MATHEMATICS BASIC	14	14	0	0	0	3	5	5	1	0	0	47.43
			TARAN TARAN Average														68.98
24508	CHANDIGAR	PB	ROPAR	004	PUNJABI	74	74	0	0	0	0	0	0	1	28	45	89.70
24508	CHANDIGAR	PB	ROPAR	041	MATHEMATICS STD	39	39	0	0	0	1	1	8	17	11	1	68.15
24508	CHANDIGAR	PB	ROPAR	085	HINDI COURSE-B	74	74	0	0	0	0	0	0	4	32	38	88.47
24508	CHANDIGAR	PB	ROPAR	086	SCIENCE - THEORY	74	74	0	0	0	7	18	21	17	11	0	57.28
24508	CHANDIGAR	PB	ROPAR	087	SOCIAL SCIENCE	74	74	0	0	0	1	4	8	17	25	19	76.27
24508	CHANDIGAR	PB	ROPAR	184	ENGLISH LNG & LIT.	74	74	0	0	0	0	0	3	24	28	19	79.14
24508	CHANDIGAR	PB	ROPAR	241	MATHEMATICS BASIC	35	35	0	0	0	2	3	11	15	4	0	60.43
			ROPAR Average														74.21
24509	CHANDIGAR	PB	PATHANKOT	004	PUNJABI	71	71	0	0	0	0	0	0	1	30	40	89.82
24509	CHANDIGAR	PB	PATHANKOT	041	MATHEMATICS STD	71	71	0	0	0	5	14	14	22	16	0	61.46
24509	CHANDIGAR	PB	PATHANKOT	085	HINDI COURSE-B	71	71	0	0	0	0	0	0	4	29	38	89.11
24509	CHANDIGAR	PB	PATHANKOT	086	SCIENCE - THEORY	71	71	0	0	0	7	18	13	17	14	2	59.49
24509	CHANDIGAR	PB	PATHANKOT	087	SOCIAL SCIENCE	71	71	0	0	0	0	6	9	19	33	4	71.87
24509	CHANDIGAR	PB	PATHANKOT	184	ENGLISH LNG & LIT.	71	71	0	0	0	0	0	2	19	40	10	79.38
			PATHANKOT Average														75.19
24510	CHANDIGAR	PB	FEROZPUR	004	PUNJABI	77	77	0	0	0	0	0	0	0	39	38	88.42
24510	CHANDIGAR	PB	FEROZPUR	041	MATHEMATICS STD	77	77	0	0	0	0	14	22	26	12	3	62.73
24510	CHANDIGAR	PB	FEROZPUR	085	HINDI COURSE-B	77	77	0	0	0	0	0	0	4	27	46	89.73
24510	CHANDIGAR	PB	FEROZPUR	086	SCIENCE - THEORY	77	77	0	0	0	21	17	17	13	7	2	52.58
24510	CHANDIGAR	PB	FEROZPUR	087	SOCIAL SCIENCE	77	77	0	0	0	0	1	1	20	38	17	80.78
24510	CHANDIGAR	PB	FEROZPUR	184	ENGLISH LNG & LIT.	77	77	0	0	0	3	8	15	32	18	1	64.44
			FEROZPUR Average														73.11
24511	CHANDIGAR	PB	BHATINDA	004	PUNJABI	76	76	0	0	0	0	0	0	1	40	35	87.99
24511	CHANDIGAR	PB	BHATINDA	041	MATHEMATICS STD	54	54	0	0	0	2	9	13	14	12	4	64.80
24511	CHANDIGAR	PB	BHATINDA	085	HINDI COURSE-B	76	76	0	0	0	0	0	2	8	49	17	82.99
24511	CHANDIGAR	PB	BHATINDA	086	SCIENCE - THEORY	76	76	0	0	0	11	20	23	15	7	0	53.51
24511	CHANDIGAR	PB	BHATINDA	087	SOCIAL SCIENCE	76	76	0	0	0	0	1	6	14	29	26	81.16
24511	CHANDIGAR	PB	BHATINDA	184	ENGLISH LNG & LIT.	76	76	0	0	0	0	0	3	20	46	7	77.29
24511	CHANDIGAR	PB	BHATINDA	241	MATHEMATICS BASIC	22	22	0	0	0	1	1	7	9	4	0	62.50
			BHATINDA Average														72.89
24512	CHANDIGAR	PB	JALLANDHAR	004	PUNJABI	67	67	0	0	0	0	0	0	5	43	19	85.40
24512	CHANDIGAR	PB	JALLANDHAR	041	MATHEMATICS STD	19	19	0	0	0	0	0	3	12	3	1	68.95
24512	CHANDIGAR	PB	JALLANDHAR	085	HINDI COURSE-B	67	67	0	0	0	0	0	5	23	32	7	75.84
24512	CHANDIGAR	PB	JALLANDHAR	086	SCIENCE - THEORY	67	67	0	0	0	19	22	9	9	8	0	50.04
24512	CHANDIGAR	PB	JALLANDHAR	087	SOCIAL SCIENCE	67	67	0	0	0	0	0	10	20	24	13	76.28

SCH CODE	REGION	STATE	JNV	SUB CODE	SUBJ NAME	APPEARED	PASSED	FAILED	ABSENT	L33	e33l40	e40l50	e50l60	e60l75	e75l90	e90a	Subj. Avg
24512	CHANDIGAR	PB	JALLANDHAR	184	ENGLISH LNG & LIT.	67	67	0	0	0	0	2	8	34	21	2	69.45
24512	CHANDIGAR	PB	JALLANDHAR	241	MATHEMATICS BASIC	48	48	0	0	0	3	15	12	11	6	1	56.96
			JALLANDHAR Average														68.99
24513	CHANDIGAR	PB	MANSA	004	PUNJABI	72	72	0	0	0	0	0	0	0	13	59	92.61
24513	CHANDIGAR	PB	MANSA	041	MATHEMATICS STD	27	27	0	0	0	0	0	1	13	13	0	73.41
24513	CHANDIGAR	PB	MANSA	085	HINDI COURSE-B	72	72	0	0	0	0	0	0	6	28	38	87.57
24513	CHANDIGAR	PB	MANSA	086	SCIENCE - THEORY	72	71	1	0	0	0	16	15	21	18	1	62.28
24513	CHANDIGAR	PB	MANSA	087	SOCIAL SCIENCE	72	72	0	0	0	1	0	0	4	18	49	89.47
24513	CHANDIGAR	PB	MANSA	184	ENGLISH LNG & LIT.	72	72	0	0	0	0	5	16	22	29	0	68.10
24513	CHANDIGAR	PB	MANSA	241	MATHEMATICS BASIC	45	45	0	0	0	4	11	9	14	5	2	59.31
			MANSA Average														76.11
24514	CHANDIGAR	PB	MOGA	004	PUNJABI	74	74	0	0	0	0	0	0	0	19	55	92.47
24514	CHANDIGAR	PB	MOGA	041	MATHEMATICS STD	47	47	0	0	0	0	8	6	19	14	0	65.60
24514	CHANDIGAR	PB	MOGA	085	HINDI COURSE-B	74	74	0	0	0	0	0	1	15	43	15	81.70
24514	CHANDIGAR	PB	MOGA	086	SCIENCE - THEORY	74	74	0	0	0	2	1	6	21	28	16	76.34
24514	CHANDIGAR	PB	MOGA	087	SOCIAL SCIENCE	74	74	0	0	0	0	6	10	29	19	10	71.15
24514	CHANDIGAR	PB	MOGA	184	ENGLISH LNG & LIT.	74	74	0	0	0	0	3	10	36	24	1	69.54
24514	CHANDIGAR	PB	MOGA	241	MATHEMATICS BASIC	27	27	0	0	0	4	9	7	5	2	0	53.07
			MOGA Average														72.84
24515	CHANDIGAR	PB	HOSHIARPUR	004	PUNJABI	77	77	0	0	0	0	0	0	1	44	32	87.71
24515	CHANDIGAR	PB	HOSHIARPUR	041	MATHEMATICS STD	58	58	0	0	0	3	5	11	18	20	1	67.22
24515	CHANDIGAR	PB	HOSHIARPUR	085	HINDI COURSE-B	77	77	0	0	0	0	0	1	21	39	16	80.38
24515	CHANDIGAR	PB	HOSHIARPUR	086	SCIENCE - THEORY	77	76	1	0	0	2	13	12	31	16	2	63.19
24515	CHANDIGAR	PB	HOSHIARPUR	087	SOCIAL SCIENCE	77	77	0	0	0	0	4	6	23	27	17	76.53
24515	CHANDIGAR	PB	HOSHIARPUR	184	ENGLISH LNG & LIT.	77	77	0	0	0	1	3	10	40	21	2	69.01
24515	CHANDIGAR	PB	HOSHIARPUR	241	MATHEMATICS BASIC	19	19	0	0	0	1	6	7	5	0	0	53.63
			HOSHIARPUR Average														71.10
24516	CHANDIGAR	PB	LUDHIANA	004	PUNJABI	72	72	0	0	0	0	0	0	1	17	54	92.33
24516	CHANDIGAR	PB	LUDHIANA	041	MATHEMATICS STD	52	52	0	0	0	2	4	3	27	14	2	67.40
24516	CHANDIGAR	PB	LUDHIANA	085	HINDI COURSE-B	72	72	0	0	0	0	0	1	2	27	42	88.65
24516	CHANDIGAR	PB	LUDHIANA	086	SCIENCE - THEORY	72	72	0	0	0	2	13	12	21	22	2	65.69
24516	CHANDIGAR	PB	LUDHIANA	087	SOCIAL SCIENCE	72	72	0	0	0	0	0	1	6	16	49	89.60
24516	CHANDIGAR	PB	LUDHIANA	184	ENGLISH LNG & LIT.	72	72	0	0	0	0	3	4	16	34	15	78.14
24516	CHANDIGAR	PB	LUDHIANA	241	MATHEMATICS BASIC	20	20	0	0	0	2	2	6	7	3	0	59.35
			LUDHIANA Average														77.31
24517	CHANDIGAR	PB	FARIDKOT	004	PUNJABI	72	72	0	0	0	0	0	0	0	10	62	93.71
24517	CHANDIGAR	PB	FARIDKOT	041	MATHEMATICS STD	72	72	0	0	0	11	15	15	17	14	0	57.50
24517	CHANDIGAR	PB	FARIDKOT	085	HINDI COURSE-B	72	72	0	0	0	0	0	0	3	17	52	91.75
24517	CHANDIGAR	PB	FARIDKOT	086	SCIENCE - THEORY	72	72	0	0	0	25	15	15	12	5	0	49.00
24517	CHANDIGAR	PB	FARIDKOT	087	SOCIAL SCIENCE	72	72	0	0	0	0	4	20	23	17	8	68.51
24517	CHANDIGAR	PB	FARIDKOT	184	ENGLISH LNG & LIT.	72	72	0	0	0	1	4	10	25	25	7	71.85
			FARIDKOT Average														72.05
24518	CHANDIGAR	PB	AMRITSAR -I	004	PUNJABI	79	79	0	0	0	0	0	0	1	18	60	91.90
24518	CHANDIGAR	PB	AMRITSAR -I	041	MATHEMATICS STD	51	51	0	0	0	0	1	5	12	18	15	79.14
24518	CHANDIGAR	PB	AMRITSAR -I	085	HINDI COURSE-B	79	79	0	0	0	0	1	4	15	40	19	80.95
24518	CHANDIGAR	PB	AMRITSAR -I	086	SCIENCE - THEORY	79	78	1	0	0	9	22	12	14	17	4	59.47
24518	CHANDIGAR	PB	AMRITSAR -I	087	SOCIAL SCIENCE	79	79	0	0	0	0	0	0	4	16	59	91.82
24518	CHANDIGAR	PB	AMRITSAR -I	184	ENGLISH LNG & LIT.	79	79	0	0	0	2	3	16	22	25	11	71.39
24518	CHANDIGAR	PB	AMRITSAR -I	241	MATHEMATICS BASIC	28	28	0	0	0	0	7	6	9	6	0	60.82
			AMRITSAR -I Average														76.50
24519	CHANDIGAR	PB	BARNALA	004	PUNJABI	75	75	0	0	0	0	0	0	1	7	67	94.71

SCH CODE	REGION	STATE	JNV	SUB CODE	SUBJ NAME	APPEARED	PASSED	FAILED	ABSENT	L33	e33l40	e40l50	e50l60	e60l75	e75l90	e90a	Subj. Avg
24519	CHANDIGAR	PB	BARNALA	041	MATHEMATICS STD	68	68	0	0	0	0	12	16	23	12	5	65.06
24519	CHANDIGAR	PB	BARNALA	085	HINDI COURSE-B	75	75	0	0	0	0	0	0	4	52	19	85.03
24519	CHANDIGAR	PB	BARNALA	086	SCIENCE - THEORY	75	75	0	0	0	6	22	11	17	17	2	60.75
24519	CHANDIGAR	PB	BARNALA	087	SOCIAL SCIENCE	75	75	0	0	0	0	1	3	11	28	32	84.36
24519	CHANDIGAR	PB	BARNALA	184	ENGLISH LNG & LIT.	75	75	0	0	0	0	1	4	32	35	3	74.56
24519	CHANDIGAR	PB	BARNALA	241	MATHEMATICS BASIC	7	7	0	0	0	2	2	1	2	0	0	49.57
			BARNALA Average														73.43
24520	CHANDIGAR	PB	MOHALI	002	HINDI COURSE-A	73	73	0	0	0	0	0	1	3	33	36	87.34
24520	CHANDIGAR	PB	MOHALI	004	PUNJABI	70	70	0	0	0	0	0	0	4	34	32	87.19
24520	CHANDIGAR	PB	MOHALI	041	MATHEMATICS STD	27	27	0	0	0	0	0	2	9	9	7	78.04
24520	CHANDIGAR	PB	MOHALI	086	SCIENCE - THEORY	73	73	0	0	0	2	4	9	25	20	13	72.64
24520	CHANDIGAR	PB	MOHALI	087	SOCIAL SCIENCE	73	73	0	0	0	0	1	3	14	25	30	82.86
24520	CHANDIGAR	PB	MOHALI	184	ENGLISH LNG & LIT.	73	73	0	0	0	1	7	13	25	20	7	68.11
24520	CHANDIGAR	PB	MOHALI	241	MATHEMATICS BASIC	46	44	2	0	0	8	9	9	8	8	2	56.13
			MOHALI Average														76.04
24521	CHANDIGAR	PB	AMRITSAR-II	004	PUNJABI	39	39	0	0	0	0	0	0	14	24	1	77.33
24521	CHANDIGAR	PB	AMRITSAR-II	041	MATHEMATICS STD	39	39	0	0	0	12	15	4	5	3	0	47.38
24521	CHANDIGAR	PB	AMRITSAR-II	085	HINDI COURSE-B	39	39	0	0	0	0	0	2	9	16	12	81.44
24521	CHANDIGAR	PB	AMRITSAR-II	086	SCIENCE - THEORY	39	39	0	0	0	6	10	12	6	4	1	54.31
24521	CHANDIGAR	PB	AMRITSAR-II	087	SOCIAL SCIENCE	39	39	0	0	0	0	4	5	18	8	4	68.90
24521	CHANDIGAR	PB	AMRITSAR-II	184	ENGLISH LNG & LIT.	39	39	0	0	0	0	6	6	10	13	4	68.05
			AMRITSAR-II Average														66.24
24701	CHANDIGAR	PB	CHANDIGARH	002	HINDI COURSE-A	79	79	0	0	0	0	0	0	6	49	24	85.38
24701	CHANDIGAR	PB	CHANDIGARH	004	PUNJABI	59	59	0	0	0	0	0	0	1	23	35	89.93
24701	CHANDIGAR	PB	CHANDIGARH	041	MATHEMATICS STD	47	47	0	0	0	0	0	10	18	13	6	72.17
24701	CHANDIGAR	PB	CHANDIGARH	086	SCIENCE - THEORY	79	79	0	0	0	0	1	2	28	33	15	77.86
24701	CHANDIGAR	PB	CHANDIGARH	087	SOCIAL SCIENCE	79	79	0	0	0	0	1	4	17	36	21	81.58
24701	CHANDIGAR	PB	CHANDIGARH	165	COMPUTER APPLICATI	20	20	0	0	0	0	0	0	1	11	8	87.75
24701	CHANDIGAR	PB	CHANDIGARH	184	ENGLISH LNG & LIT.	79	79	0	0	0	0	5	10	33	29	2	69.80
24701	CHANDIGAR	PB	CHANDIGARH	241	MATHEMATICS BASIC	32	32	0	0	0	0	0	9	16	6	1	67.13
			CHANDIGARH Average														78.95
24901	CHANDIGAR	J&K	SHOPIAN	003	URDU COURSE-A	27	27	0	0	0	0	0	2	3	10	12	84.67
24901	CHANDIGAR	J&K	SHOPIAN	041	MATHEMATICS STD	27	27	0	0	0	3	3	6	9	6	0	61.85
24901	CHANDIGAR	J&K	SHOPIAN	086	SCIENCE - THEORY	27	27	0	0	0	4	0	2	9	10	2	68.56
24901	CHANDIGAR	J&K	SHOPIAN	087	SOCIAL SCIENCE	27	27	0	0	0	0	0	4	7	16	0	75.11
24901	CHANDIGAR	J&K	SHOPIAN	184	ENGLISH LNG & LIT.	27	27	0	0	0	0	0	2	3	18	4	81.04
			SHOPIAN Average														74.25
24902	CHANDIGAR	J&K	BARMULLA	003	URDU COURSE-A	47	47	0	0	0	0	1	2	8	16	20	83.04
24902	CHANDIGAR	J&K	BARMULLA	041	MATHEMATICS STD	22	22	0	0	0	1	0	4	7	8	2	70.00
24902	CHANDIGAR	J&K	BARMULLA	085	HINDI COURSE-B	20	20	0	0	0	0	0	1	4	13	2	80.05
24902	CHANDIGAR	J&K	BARMULLA	086	SCIENCE - THEORY	66	65	1	0	0	11	9	11	20	12	2	59.09
24902	CHANDIGAR	J&K	BARMULLA	087	SOCIAL SCIENCE	66	66	0	0	0	4	8	12	25	13	4	64.12
24902	CHANDIGAR	J&K	BARMULLA	184	ENGLISH LNG & LIT.	66	66	0	0	0	1	3	7	21	29	5	73.02
24902	CHANDIGAR	J&K	BARMULLA	241	MATHEMATICS BASIC	44	41	3	0	0	11	12	6	9	3	0	49.23
			BARMULLA Average														68.36
24903	CHANDIGAR	J&K	LEH	002	HINDI COURSE-A	48	48	0	0	0	2	3	9	20	13	1	65.83
24903	CHANDIGAR	J&K	LEH	041	MATHEMATICS STD	45	45	0	0	0	0	7	6	20	9	3	66.89
24903	CHANDIGAR	J&K	LEH	086	SCIENCE - THEORY	76	76	0	0	0	16	24	10	20	6	0	52.68
24903	CHANDIGAR	J&K	LEH	087	SOCIAL SCIENCE	76	76	0	0	0	0	0	4	15	34	23	81.28
24903	CHANDIGAR	J&K	LEH	184	ENGLISH LNG & LIT.	76	76	0	0	0	0	1	3	15	42	15	80.03
24903	CHANDIGAR	J&K	LEH	241	MATHEMATICS BASIC	31	31	0	0	3	15	4	4	5	0	0	41.65

SCH CODE	REGION	STATE	JNV	SUB CODE	SUBJ NAME	APPEARED	PASSED	FAILED	ABSENT	L33	e33l40	e40l50	e50l60	e60l75	e75l90	e90a	Subj. Avg
24903	CHANDIGAR	J&K	LEH	303	URDU COURSE B	28	28	0	0	0	0	1	3	12	9	3	72.36
24903	CHANDIGAR	J&K	LEH	402	INFORMATION TECHNO	76	76	0	0	0	0	3	22	45	6	0	62.42
			LEH Average														65.39
24904	CHANDIGAR	J&K	KATHUA	002	HINDI COURSE-A	79	79	0	0	0	0	0	0	6	26	47	88.86
24904	CHANDIGAR	J&K	KATHUA	041	MATHEMATICS STD	69	69	0	0	0	2	8	14	26	16	3	66.28
24904	CHANDIGAR	J&K	KATHUA	086	SCIENCE - THEORY	79	79	0	0	0	12	9	14	20	17	7	62.03
24904	CHANDIGAR	J&K	KATHUA	087	SOCIAL SCIENCE	79	79	0	0	0	1	3	5	17	32	21	78.39
24904	CHANDIGAR	J&K	KATHUA	184	ENGLISH LNG & LIT.	79	79	0	0	0	1	1	4	22	47	4	76.30
24904	CHANDIGAR	J&K	KATHUA	241	MATHEMATICS BASIC	10	9	1	0	0	2	3	4	0	0	0	44.90
			KATHUA Average														69.46
24905	CHANDIGAR	J&K	KUPWARA	003	URDU COURSE-A	37	37	0	0	0	0	0	1	3	13	20	88.62
24905	CHANDIGAR	J&K	KUPWARA	041	MATHEMATICS STD	50	50	0	0	0	0	3	9	26	10	2	68.04
24905	CHANDIGAR	J&K	KUPWARA	085	HINDI COURSE-B	13	13	0	0	0	0	2	1	5	5	0	68.31
24905	CHANDIGAR	J&K	KUPWARA	086	SCIENCE - THEORY	50	50	0	0	0	2	10	16	16	6	0	58.36
24905	CHANDIGAR	J&K	KUPWARA	087	SOCIAL SCIENCE	50	50	0	0	0	0	1	1	16	21	11	79.10
24905	CHANDIGAR	J&K	KUPWARA	184	ENGLISH LNG & LIT.	50	50	0	0	0	0	0	2	13	29	6	78.72
			KUPWARA Average														73.53
24906	CHANDIGAR	J&K	RAJOURI	002	HINDI COURSE-A	30	30	0	0	0	0	0	2	8	15	5	77.87
24906	CHANDIGAR	J&K	RAJOURI	003	URDU COURSE-A	47	47	0	0	0	0	0	1	4	12	30	88.94
24906	CHANDIGAR	J&K	RAJOURI	041	MATHEMATICS STD	19	19	0	0	0	0	2	3	4	8	2	70.11
24906	CHANDIGAR	J&K	RAJOURI	086	SCIENCE - THEORY	77	77	0	0	0	21	22	15	10	7	2	51.66
24906	CHANDIGAR	J&K	RAJOURI	087	SOCIAL SCIENCE	77	77	0	0	0	0	3	16	32	18	8	70.14
24906	CHANDIGAR	J&K	RAJOURI	184	ENGLISH LNG & LIT.	77	77	0	0	0	0	1	8	28	35	5	73.86
24906	CHANDIGAR	J&K	RAJOURI	241	MATHEMATICS BASIC	58	58	0	0	0	15	21	9	6	6	1	50.59
			RAJOURI Average														69.02
24907	CHANDIGAR	J&K	UDHAMPUR	002	HINDI COURSE-A	80	80	0	0	0	1	0	1	24	43	11	78.11
24907	CHANDIGAR	J&K	UDHAMPUR	041	MATHEMATICS STD	22	22	0	0	0	0	1	3	8	8	2	71.82
24907	CHANDIGAR	J&K	UDHAMPUR	086	SCIENCE - THEORY	80	79	1	0	0	12	15	15	25	11	1	58.14
24907	CHANDIGAR	J&K	UDHAMPUR	087	SOCIAL SCIENCE	80	80	0	0	0	0	1	7	10	37	25	80.63
24907	CHANDIGAR	J&K	UDHAMPUR	184	ENGLISH LNG & LIT.	80	80	0	0	0	4	4	6	35	27	4	70.08
24907	CHANDIGAR	J&K	UDHAMPUR	241	MATHEMATICS BASIC	58	57	1	0	0	17	11	7	13	8	1	53.09
			UDHAMPUR Average														68.65
24908	CHANDIGAR	J&K	SAMBA	002	HINDI COURSE-A	70	70	0	0	0	0	0	3	17	32	18	81.19
24908	CHANDIGAR	J&K	SAMBA	041	MATHEMATICS STD	31	31	0	0	0	0	3	9	9	10	0	66.16
24908	CHANDIGAR	J&K	SAMBA	086	SCIENCE - THEORY	70	70	0	0	0	9	11	7	22	19	2	62.31
24908	CHANDIGAR	J&K	SAMBA	087	SOCIAL SCIENCE	70	70	0	0	0	1	5	14	23	13	14	70.79
24908	CHANDIGAR	J&K	SAMBA	184	ENGLISH LNG & LIT.	70	70	0	0	0	0	9	9	26	21	5	69.39
24908	CHANDIGAR	J&K	SAMBA	241	MATHEMATICS BASIC	39	39	0	0	0	14	7	9	8	1	0	49.28
			SAMBA Average														66.52
24909	CHANDIGAR	J&K	ANANTNAG	003	URDU COURSE-A	54	54	0	0	0	0	1	2	12	23	16	80.70
24909	CHANDIGAR	J&K	ANANTNAG	041	MATHEMATICS STD	26	26	0	0	0	0	1	5	9	9	2	70.42
24909	CHANDIGAR	J&K	ANANTNAG	085	HINDI COURSE-B	5	5	0	0	0	0	0	0	2	2	1	81.00
24909	CHANDIGAR	J&K	ANANTNAG	086	SCIENCE - THEORY	59	59	0	0	0	10	13	9	15	10	2	58.12
24909	CHANDIGAR	J&K	ANANTNAG	087	SOCIAL SCIENCE	59	59	0	0	0	0	5	13	29	10	2	66.15
24909	CHANDIGAR	J&K	ANANTNAG	184	ENGLISH LNG & LIT.	59	59	0	0	0	0	0	3	12	38	6	79.24
24909	CHANDIGAR	J&K	ANANTNAG	241	MATHEMATICS BASIC	33	33	0	0	0	0	12	5	9	4	3	60.52
			ANANTNAG Average														70.88
24910	CHANDIGAR	J&K	KARGIL	003	URDU COURSE-A	25	25	0	0	0	0	0	4	1	11	9	81.72
24910	CHANDIGAR	J&K	KARGIL	041	MATHEMATICS STD	14	14	0	0	0	0	0	3	2	8	1	74.93
24910	CHANDIGAR	J&K	KARGIL	085	HINDI COURSE-B	14	14	0	0	0	0	1	2	5	5	1	69.86
24910	CHANDIGAR	J&K	KARGIL	086	SCIENCE - THEORY	39	38	1	0	0	4	3	3	11	13	4	68.59

SCH CODE	REGION	STATE	JNV	SUB CODE	SUBJ NAME	APPEARED	PASSED	FAILED	ABSENT	L33	e33l40	e40l50	e50l60	e60l75	e75l90	e90a	Subj. Avg
24910	CHANDIGAR	J&K	KARGIL	087	SOCIAL SCIENCE	39	39	0	0	0	1	0	2	6	11	19	83.62
24910	CHANDIGAR	J&K	KARGIL	184	ENGLISH LNG & LIT.	39	39	0	0	0	0	0	3	3	29	4	81.92
24910	CHANDIGAR	J&K	KARGIL	241	MATHEMATICS BASIC	25	24	1	0	0	2	4	5	5	6	2	62.52
			KARGIL Average														74.74
24911	CHANDIGAR	J&K	GANDERBAL	003	URDU COURSE-A	51	51	0	0	0	0	0	5	8	11	27	83.59
24911	CHANDIGAR	J&K	GANDERBAL	041	MATHEMATICS STD	65	65	0	0	0	1	5	20	28	7	4	63.42
24911	CHANDIGAR	J&K	GANDERBAL	085	HINDI COURSE-B	14	14	0	0	0	0	1	2	2	8	1	73.79
24911	CHANDIGAR	J&K	GANDERBAL	086	SCIENCE - THEORY	65	65	0	0	0	1	3	13	29	19	0	67.05
24911	CHANDIGAR	J&K	GANDERBAL	087	SOCIAL SCIENCE	65	65	0	0	0	0	0	12	24	22	7	72.23
24911	CHANDIGAR	J&K	GANDERBAL	184	ENGLISH LNG & LIT.	65	65	0	0	0	0	0	6	20	37	2	74.57
24911	CHANDIGAR	J&K	GANDERBAL	402	INFORMATION TECHNO	65	65	0	0	0	0	0	1	22	40	2	77.69
			GANDERBAL Average														73.19
24912	CHANDIGAR	J&K	DODA	002	HINDI COURSE-A	38	38	0	0	0	0	0	2	10	22	4	77.71
24912	CHANDIGAR	J&K	DODA	041	MATHEMATICS STD	25	25	0	0	0	4	3	5	10	3	0	57.24
24912	CHANDIGAR	J&K	DODA	086	SCIENCE - THEORY	38	38	0	0	0	1	4	5	17	9	2	66.92
24912	CHANDIGAR	J&K	DODA	087	SOCIAL SCIENCE	38	38	0	0	0	0	1	0	6	18	13	82.37
24912	CHANDIGAR	J&K	DODA	184	ENGLISH LNG & LIT.	38	38	0	0	0	0	0	1	3	30	4	81.82
24912	CHANDIGAR	J&K	DODA	241	MATHEMATICS BASIC	13	13	0	0	0	3	3	2	4	1	0	53.92
			DODA Average														70.00
24913	CHANDIGAR	J&K	BADGAM	003	URDU COURSE-A	36	36	0	0	0	0	0	0	2	11	23	89.31
24913	CHANDIGAR	J&K	BADGAM	041	MATHEMATICS STD	21	21	0	0	0	0	2	0	9	8	2	72.14
24913	CHANDIGAR	J&K	BADGAM	086	SCIENCE - THEORY	36	36	0	0	0	7	5	4	10	10	0	61.64
24913	CHANDIGAR	J&K	BADGAM	087	SOCIAL SCIENCE	36	36	0	0	0	0	0	0	4	10	22	88.53
24913	CHANDIGAR	J&K	BADGAM	184	ENGLISH LNG & LIT.	36	36	0	0	0	0	0	4	10	18	4	76.36
24913	CHANDIGAR	J&K	BADGAM	241	MATHEMATICS BASIC	15	15	0	0	0	1	5	4	4	1	0	54.80
			BADGAM Average														73.80
24914	CHANDIGAR	J&K	POONCH	002	HINDI COURSE-A	7	7	0	0	0	0	0	0	0	4	3	85.29
24914	CHANDIGAR	J&K	POONCH	003	URDU COURSE-A	32	32	0	0	0	0	0	0	10	9	13	83.25
24914	CHANDIGAR	J&K	POONCH	041	MATHEMATICS STD	11	11	0	0	0	1	2	3	2	2	1	62.91
24914	CHANDIGAR	J&K	POONCH	086	SCIENCE - THEORY	39	38	1	0	0	11	4	8	9	6	0	54.64
24914	CHANDIGAR	J&K	POONCH	087	SOCIAL SCIENCE	39	39	0	0	0	0	2	5	15	11	6	72.87
24914	CHANDIGAR	J&K	POONCH	184	ENGLISH LNG & LIT.	39	39	0	0	0	0	0	3	13	13	10	78.10
24914	CHANDIGAR	J&K	POONCH	241	MATHEMATICS BASIC	28	28	0	0	0	2	6	11	5	3	1	57.71
			POONCH Average														70.68
24915	CHANDIGAR	J&K	KULGAM	003	URDU COURSE-A	19	19	0	0	0	0	1	3	3	11	1	74.74
24915	CHANDIGAR	J&K	KULGAM	041	MATHEMATICS STD	10	10	0	0	0	0	1	3	4	2	0	62.40
24915	CHANDIGAR	J&K	KULGAM	086	SCIENCE - THEORY	19	19	0	0	0	4	6	4	5	0	0	50.37
24915	CHANDIGAR	J&K	KULGAM	087	SOCIAL SCIENCE	19	19	0	0	0	0	1	6	10	2	0	61.21
24915	CHANDIGAR	J&K	KULGAM	184	ENGLISH LNG & LIT.	19	19	0	0	0	0	0	1	10	7	1	73.42
24915	CHANDIGAR	J&K	KULGAM	241	MATHEMATICS BASIC	9	9	0	0	0	2	1	4	2	0	0	52.89
			KULGAM Average														62.51
44801	CHANDIGAR	HP	UNA	002	HINDI COURSE-A	78	78	0	0	0	0	0	0	8	38	32	86.95
44801	CHANDIGAR	HP	UNA	041	MATHEMATICS STD	44	44	0	0	0	1	2	3	10	14	14	78.07
44801	CHANDIGAR	HP	UNA	086	SCIENCE - THEORY	78	77	1	0	0	5	14	12	24	21	1	63.53
44801	CHANDIGAR	HP	UNA	087	SOCIAL SCIENCE	78	78	0	0	0	0	0	2	9	31	36	85.22
44801	CHANDIGAR	HP	UNA	165	COMPUTER APPLICATI	78	78	0	0	0	0	0	0	1	36	41	89.27
44801	CHANDIGAR	HP	UNA	184	ENGLISH LNG & LIT.	78	78	0	0	0	0	0	1	21	36	20	80.78
44801	CHANDIGAR	HP	UNA	241	MATHEMATICS BASIC	34	34	0	0	0	2	3	7	12	7	3	65.35
			UNA Average														78.45
44802	CHANDIGAR	HP	MANDI	002	HINDI COURSE-A	77	77	0	0	0	0	0	0	4	34	39	88.83
44802	CHANDIGAR	HP	MANDI	041	MATHEMATICS STD	45	45	0	0	0	0	0	1	4	10	30	89.11

SCH CODE	REGION	STATE	JNV	SUB CODE	SUBJ NAME	APPEARED	PASSED	FAILED	ABSENT	L33	e33l40	e40l50	e50l60	e60l75	e75l90	e90a	Subj. Avg
44802	CHANDIGAR	HP	MANDI	086	SCIENCE - THEORY	77	77	0	0	0	0	5	9	14	22	27	78.43
44802	CHANDIGAR	HP	MANDI	087	SOCIAL SCIENCE	77	77	0	0	0	0	0	2	8	26	41	86.42
44802	CHANDIGAR	HP	MANDI	184	ENGLISH LNG & LIT.	77	77	0	0	0	0	0	1	13	50	13	81.56
44802	CHANDIGAR	HP	MANDI	241	MATHEMATICS BASIC	32	32	0	0	0	0	1	3	10	14	4	75.22
			MANDI Average														83.26
44804	CHANDIGAR	HP	KINNAUR	002	HINDI COURSE-A	39	39	0	0	0	0	0	1	10	24	4	78.74
44804	CHANDIGAR	HP	KINNAUR	041	MATHEMATICS STD	31	31	0	0	0	1	5	4	8	10	3	68.94
44804	CHANDIGAR	HP	KINNAUR	086	SCIENCE - THEORY	39	39	0	0	0	5	5	11	18	0	0	57.21
44804	CHANDIGAR	HP	KINNAUR	087	SOCIAL SCIENCE	39	39	0	0	0	0	0	1	3	12	23	88.13
44804	CHANDIGAR	HP	KINNAUR	184	ENGLISH LNG & LIT.	39	39	0	0	0	0	0	0	10	17	12	83.03
44804	CHANDIGAR	HP	KINNAUR	241	MATHEMATICS BASIC	8	8	0	0	0	2	4	0	1	1	0	49.25
			KINNAUR Average														70.88
44805	CHANDIGAR	HP	CHAMBA	002	HINDI COURSE-A	74	74	0	1	0	0	0	0	2	33	39	88.91
44805	CHANDIGAR	HP	CHAMBA	041	MATHEMATICS STD	27	27	0	0	0	0	0	0	6	13	8	81.48
44805	CHANDIGAR	HP	CHAMBA	086	SCIENCE - THEORY	74	74	0	1	0	5	16	16	25	10	2	59.23
44805	CHANDIGAR	HP	CHAMBA	087	SOCIAL SCIENCE	74	74	0	1	0	0	8	14	28	17	7	67.45
44805	CHANDIGAR	HP	CHAMBA	184	ENGLISH LNG & LIT.	75	75	0	0	0	0	1	8	22	41	3	75.43
44805	CHANDIGAR	HP	CHAMBA	241	MATHEMATICS BASIC	47	47	0	1	0	1	6	8	23	7	2	64.87
			CHAMBA Average														72.90
44806	CHANDIGAR	HP	SHIMLA	002	HINDI COURSE-A	68	68	0	0	0	0	0	0	12	46	10	81.37
44806	CHANDIGAR	HP	SHIMLA	009	MARATHI	1	1	0	0	0	0	0	0	0	0	1	95.00
44806	CHANDIGAR	HP	SHIMLA	041	MATHEMATICS STD	27	27	0	0	0	0	0	0	1	11	15	88.22
44806	CHANDIGAR	HP	SHIMLA	086	SCIENCE - THEORY	69	69	0	0	0	1	5	9	26	23	5	70.23
44806	CHANDIGAR	HP	SHIMLA	087	SOCIAL SCIENCE	69	69	0	0	0	0	0	6	20	34	9	77.57
44806	CHANDIGAR	HP	SHIMLA	184	ENGLISH LNG & LIT.	69	69	0	0	0	0	0	0	8	47	14	82.71
44806	CHANDIGAR	HP	SHIMLA	241	MATHEMATICS BASIC	42	42	0	0	0	1	2	8	9	17	5	72.81
			SHIMLA Average														81.13
44807	CHANDIGAR	HP	HAMIRPUR	002	HINDI COURSE-A	78	78	0	0	0	0	0	0	0	22	56	91.74
44807	CHANDIGAR	HP	HAMIRPUR	041	MATHEMATICS STD	55	55	0	0	0	0	3	0	9	21	22	83.47
44807	CHANDIGAR	HP	HAMIRPUR	086	SCIENCE - THEORY	78	78	0	0	0	0	11	12	15	29	11	71.68
44807	CHANDIGAR	HP	HAMIRPUR	087	SOCIAL SCIENCE	78	78	0	0	0	0	1	17	16	27	17	75.71
44807	CHANDIGAR	HP	HAMIRPUR	184	ENGLISH LNG & LIT.	78	78	0	0	0	0	0	5	17	28	28	81.58
44807	CHANDIGAR	HP	HAMIRPUR	241	MATHEMATICS BASIC	23	23	0	0	0	2	3	13	3	2	0	56.00
			HAMIRPUR Average														76.70
44808	CHANDIGAR	HP	KANGRA	002	HINDI COURSE-A	77	77	0	0	0	0	0	0	9	40	28	85.18
44808	CHANDIGAR	HP	KANGRA	041	MATHEMATICS STD	67	67	0	0	0	2	5	6	8	19	27	79.13
44808	CHANDIGAR	HP	KANGRA	086	SCIENCE - THEORY	77	77	0	0	0	2	4	5	11	32	23	78.84
44808	CHANDIGAR	HP	KANGRA	087	SOCIAL SCIENCE	77	77	0	0	0	0	2	1	18	31	25	81.06
44808	CHANDIGAR	HP	KANGRA	184	ENGLISH LNG & LIT.	77	77	0	0	0	0	1	0	14	37	25	82.96
44808	CHANDIGAR	HP	KANGRA	241	MATHEMATICS BASIC	10	10	0	0	0	4	2	0	3	0	1	50.10
			KANGRA Average														76.21
44809	CHANDIGAR	HP	BILASPUR	002	HINDI COURSE-A	76	76	0	0	0	0	0	0	4	34	38	88.07
44809	CHANDIGAR	HP	BILASPUR	041	MATHEMATICS STD	37	37	0	0	0	0	0	0	10	8	19	84.57
44809	CHANDIGAR	HP	BILASPUR	086	SCIENCE - THEORY	76	76	0	0	0	0	6	11	22	27	10	71.78
44809	CHANDIGAR	HP	BILASPUR	087	SOCIAL SCIENCE	76	76	0	0	0	0	1	7	25	32	11	75.79
44809	CHANDIGAR	HP	BILASPUR	184	ENGLISH LNG & LIT.	76	76	0	0	0	0	1	3	21	38	13	78.62
44809	CHANDIGAR	HP	BILASPUR	241	MATHEMATICS BASIC	39	39	0	0	0	0	3	8	11	15	2	68.85
			BILASPUR Average														77.95
44810	CHANDIGAR	HP	SOLAN	002	HINDI COURSE-A	77	77	0	0	0	0	0	0	1	21	55	91.73
44810	CHANDIGAR	HP	SOLAN	041	MATHEMATICS STD	77	77	0	0	0	1	7	8	12	22	27	77.84
44810	CHANDIGAR	HP	SOLAN	086	SCIENCE - THEORY	77	77	0	0	0	0	4	11	23	30	9	73.06

SCH CODE	REGION	STATE	JNV	SUB CODE	SUBJ NAME	APPEARED	PASSED	FAILED	ABSENT	L33	e33l40	e40l50	e50l60	e60l75	e75l90	e90a	Subj. Avg
44810	CHANDIGAR	HP	SOLAN	087	SOCIAL SCIENCE	77	77	0	0	0	0	0	0	5	37	35	87.18
44810	CHANDIGAR	HP	SOLAN	184	ENGLISH LNG & LIT.	77	77	0	0	0	0	0	1	23	45	8	78.57
			SOLAN Average														81.68
44811	CHANDIGAR	HP	LAHUL-SPITI	002	HINDI COURSE-A	40	40	0	0	0	0	0	0	7	19	14	83.90
44811	CHANDIGAR	HP	LAHUL-SPITI	041	MATHEMATICS STD	28	28	0	0	0	1	1	2	14	9	1	68.57
44811	CHANDIGAR	HP	LAHUL-SPITI	086	SCIENCE - THEORY	40	40	0	0	0	7	4	9	13	7	0	59.75
44811	CHANDIGAR	HP	LAHUL-SPITI	087	SOCIAL SCIENCE	40	40	0	0	0	0	4	3	8	10	15	78.03
44811	CHANDIGAR	HP	LAHUL-SPITI	184	ENGLISH LNG & LIT.	40	40	0	0	0	0	1	2	9	14	14	80.50
44811	CHANDIGAR	HP	LAHUL-SPITI	241	MATHEMATICS BASIC	12	12	0	0	0	0	5	3	4	0	0	54.83
			LAHUL-SPITI Average														70.93
44812	CHANDIGAR	HP	KULLU	002	HINDI COURSE-A	77	77	0	0	0	0	0	0	1	25	51	90.17
44812	CHANDIGAR	HP	KULLU	041	MATHEMATICS STD	46	46	0	0	0	0	2	5	5	16	18	81.46
44812	CHANDIGAR	HP	KULLU	086	SCIENCE - THEORY	77	77	0	0	0	0	7	6	24	35	5	72.34
44812	CHANDIGAR	HP	KULLU	087	SOCIAL SCIENCE	77	77	0	0	0	0	3	3	13	39	19	80.21
44812	CHANDIGAR	HP	KULLU	184	ENGLISH LNG & LIT.	77	77	0	0	0	0	0	2	9	33	33	85.14
44812	CHANDIGAR	HP	KULLU	241	MATHEMATICS BASIC	31	31	0	0	0	1	4	4	13	8	1	66.35
			KULLU Average														79.28
49022	HYDERABAD	KARNATAKA	MANDYA	015	KANNADA	81	81	0	0	0	0	0	1	1	13	66	92.73
49022	HYDERABAD	KARNATAKA	MANDYA	041	MATHEMATICS STD	72	72	0	0	0	0	0	2	14	23	33	84.81
49022	HYDERABAD	KARNATAKA	MANDYA	085	HINDI COURSE-B	81	81	0	0	0	0	2	3	31	40	5	74.73
49022	HYDERABAD	KARNATAKA	MANDYA	086	SCIENCE - THEORY	81	81	0	0	0	5	4	7	15	34	16	75.52
49022	HYDERABAD	KARNATAKA	MANDYA	087	SOCIAL SCIENCE	81	81	0	0	0	0	1	2	4	13	61	90.53
49022	HYDERABAD	KARNATAKA	MANDYA	184	ENGLISH LNG & LIT.	81	81	0	0	0	0	1	1	8	46	25	84.57
49022	HYDERABAD	KARNATAKA	MANDYA	241	MATHEMATICS BASIC	9	9	0	0	0	0	2	4	2	0	1	59.11
			MANDYA Average														80.29
49023	HYDERABAD	KARNATAKA	SHIMOGA	012	MALAYALAM	1	1	0	0	0	0	1	0	0	0	0	47.00
49023	HYDERABAD	KARNATAKA	SHIMOGA	015	KANNADA	78	78	0	0	0	1	0	1	10	50	16	81.79
49023	HYDERABAD	KARNATAKA	SHIMOGA	041	MATHEMATICS STD	42	42	0	0	0	0	5	4	13	14	6	72.24
49023	HYDERABAD	KARNATAKA	SHIMOGA	085	HINDI COURSE-B	79	79	0	0	0	3	8	11	25	26	6	68.56
49023	HYDERABAD	KARNATAKA	SHIMOGA	086	SCIENCE - THEORY	79	79	0	0	0	5	16	16	16	20	6	62.80
49023	HYDERABAD	KARNATAKA	SHIMOGA	087	SOCIAL SCIENCE	79	79	0	0	0	0	4	9	14	25	27	79.27
49023	HYDERABAD	KARNATAKA	SHIMOGA	184	ENGLISH LNG & LIT.	79	79	0	0	0	0	2	4	26	39	8	75.82
49023	HYDERABAD	KARNATAKA	SHIMOGA	241	MATHEMATICS BASIC	37	36	1	0	0	6	7	7	10	6	0	56.41
			SHIMOGA Average														67.99
49025	HYDERABAD	KARNATAKA	BANGLORE RURAL	015	KANNADA	78	78	0	0	0	0	0	2	11	42	23	83.97
49025	HYDERABAD	KARNATAKA	BANGLORE RURAL	041	MATHEMATICS STD	64	64	0	0	0	0	1	7	22	28	6	74.17
49025	HYDERABAD	KARNATAKA	BANGLORE RURAL	085	HINDI COURSE-B	78	78	0	0	0	0	3	6	29	37	3	73.23
49025	HYDERABAD	KARNATAKA	BANGLORE RURAL	086	SCIENCE - THEORY	78	77	1	0	0	7	7	12	18	29	4	66.13
49025	HYDERABAD	KARNATAKA	BANGLORE RURAL	087	SOCIAL SCIENCE	78	78	0	0	0	0	6	7	14	34	17	76.85
49025	HYDERABAD	KARNATAKA	BANGLORE RURAL	184	ENGLISH LNG & LIT.	78	78	0	0	0	2	3	9	25	31	8	72.94
49025	HYDERABAD	KARNATAKA	BANGLORE RURAL	241	MATHEMATICS BASIC	14	14	0	0	0	1	6	2	4	1	0	54.71
			BANGLORE RURAL Average														71.71
49028	HYDERABAD	KARNATAKA	CHIKKABALLAPUR	015	KANNADA	81	81	0	0	0	0	4	4	16	43	14	78.95
49028	HYDERABAD	KARNATAKA	CHIKKABALLAPUR	041	MATHEMATICS STD	72	72	0	0	0	1	6	19	14	19	13	69.71
49028	HYDERABAD	KARNATAKA	CHIKKABALLAPUR	085	HINDI COURSE-B	81	81	0	0	0	0	5	8	24	34	10	74.78
49028	HYDERABAD	KARNATAKA	CHIKKABALLAPUR	086	SCIENCE - THEORY	81	81	0	0	0	8	13	11	26	19	4	63.63
49028	HYDERABAD	KARNATAKA	CHIKKABALLAPUR	087	SOCIAL SCIENCE	81	81	0	0	0	0	3	8	21	25	24	77.38
49028	HYDERABAD	KARNATAKA	CHIKKABALLAPUR	184	ENGLISH LNG & LIT.	81	81	0	0	0	0	0	3	15	49	14	81.07
49028	HYDERABAD	KARNATAKA	CHIKKABALLAPUR	241	MATHEMATICS BASIC	9	9	0	0	0	3	0	5	1	0	0	48.67
			CHIKKABALLAPUR Average														70.60
49032	HYDERABAD	KARNATAKA	YADAGERE	015	KANNADA	82	82	0	0	0	0	0	0	6	16	60	91.35

SCH CODE	REGION	STATE	JNV	SUB CODE	SUBJ NAME	APPEARED	PASSED	FAILED	ABSENT	L33	e33l40	e40l50	e50l60	e60l75	e75l90	e90a	Subj. Avg
49032	HYDERABAD	KARNATAKA	YADAGERE	041	MATHEMATICS STD	77	77	0	0	0	1	6	16	27	22	5	67.86
49032	HYDERABAD	KARNATAKA	YADAGERE	085	HINDI COURSE-B	82	82	0	0	0	0	3	8	18	34	19	77.56
49032	HYDERABAD	KARNATAKA	YADAGERE	086	SCIENCE - THEORY	82	82	0	0	0	2	25	26	23	6	0	55.89
49032	HYDERABAD	KARNATAKA	YADAGERE	087	SOCIAL SCIENCE	82	82	0	0	0	0	1	5	13	29	34	82.91
49032	HYDERABAD	KARNATAKA	YADAGERE	184	ENGLISH LNG & LIT.	82	82	0	0	0	0	2	4	24	45	7	77.21
49032	HYDERABAD	KARNATAKA	YADAGERE	241	MATHEMATICS BASIC	5	5	0	0	0	1	2	1	1	0	0	46.00
			YADAGERE Average														71.25
49033	HYDERABAD	KARNATAKA	KOPPAL	015	KANNADA	83	83	0	0	0	1	0	0	1	20	61	91.24
49033	HYDERABAD	KARNATAKA	KOPPAL	041	MATHEMATICS STD	75	75	0	0	0	0	4	10	25	29	7	71.87
49033	HYDERABAD	KARNATAKA	KOPPAL	085	HINDI COURSE-B	83	83	0	0	0	1	1	2	25	45	9	77.72
49033	HYDERABAD	KARNATAKA	KOPPAL	086	SCIENCE - THEORY	83	83	0	0	0	6	8	10	31	25	3	66.63
49033	HYDERABAD	KARNATAKA	KOPPAL	087	SOCIAL SCIENCE	83	83	0	0	0	0	0	2	0	8	73	93.37
49033	HYDERABAD	KARNATAKA	KOPPAL	184	ENGLISH LNG & LIT.	83	83	0	0	0	0	2	6	33	38	4	73.83
49033	HYDERABAD	KARNATAKA	KOPPAL	241	MATHEMATICS BASIC	8	8	0	0	0	2	4	1	1	0	0	43.25
			KOPPAL Average														73.99
49034	HYDERABAD	KARNATAKA	CHIKMAGLORE	015	KANNADA	82	82	0	0	0	0	0	0	2	30	50	89.62
49034	HYDERABAD	KARNATAKA	CHIKMAGLORE	041	MATHEMATICS STD	74	74	0	0	0	0	1	7	26	25	15	76.04
49034	HYDERABAD	KARNATAKA	CHIKMAGLORE	085	HINDI COURSE-B	83	83	0	0	0	0	4	11	24	30	14	75.22
49034	HYDERABAD	KARNATAKA	CHIKMAGLORE	086	SCIENCE - THEORY	83	83	0	0	0	3	5	12	26	30	7	71.08
49034	HYDERABAD	KARNATAKA	CHIKMAGLORE	087	SOCIAL SCIENCE	83	83	0	0	0	0	0	1	24	29	29	81.10
49034	HYDERABAD	KARNATAKA	CHIKMAGLORE	184	ENGLISH LNG & LIT.	83	83	0	0	0	0	1	0	9	42	31	84.96
49034	HYDERABAD	KARNATAKA	CHIKMAGLORE	241	MATHEMATICS BASIC	9	9	0	0	0	0	1	6	1	1	0	58.33
			CHIKMAGLORE Average														76.62
49036	HYDERABAD	KARNATAKA	DHARWAD	015	KANNADA	78	78	0	0	0	0	0	1	5	21	51	89.63
49036	HYDERABAD	KARNATAKA	DHARWAD	041	MATHEMATICS STD	73	73	0	0	0	0	9	11	18	27	8	70.71
49036	HYDERABAD	KARNATAKA	DHARWAD	085	HINDI COURSE-B	78	78	0	0	0	1	3	7	26	36	5	73.72
49036	HYDERABAD	KARNATAKA	DHARWAD	086	SCIENCE - THEORY	78	78	0	0	0	10	14	13	26	15	0	59.23
49036	HYDERABAD	KARNATAKA	DHARWAD	087	SOCIAL SCIENCE	78	78	0	0	0	1	4	10	20	29	14	74.00
49036	HYDERABAD	KARNATAKA	DHARWAD	184	ENGLISH LNG & LIT.	78	78	0	0	0	1	3	6	27	40	1	72.73
49036	HYDERABAD	KARNATAKA	DHARWAD	241	MATHEMATICS BASIC	5	5	0	0	0	2	1	2	0	0	0	44.40
			DHARWAD Average														69.20
49037	HYDERABAD	KARNATAKA	HASSAN	015	KANNADA	84	84	0	0	0	0	1	0	3	37	43	88.18
49037	HYDERABAD	KARNATAKA	HASSAN	041	MATHEMATICS STD	80	80	0	0	0	1	4	6	21	30	18	77.23
49037	HYDERABAD	KARNATAKA	HASSAN	085	HINDI COURSE-B	84	84	0	0	0	2	4	3	18	42	15	77.56
49037	HYDERABAD	KARNATAKA	HASSAN	086	SCIENCE - THEORY	84	84	0	0	0	0	7	8	16	34	19	76.19
49037	HYDERABAD	KARNATAKA	HASSAN	087	SOCIAL SCIENCE	84	84	0	0	0	0	0	0	3	11	70	93.49
49037	HYDERABAD	KARNATAKA	HASSAN	184	ENGLISH LNG & LIT.	84	84	0	0	0	0	0	0	17	34	33	84.29
49037	HYDERABAD	KARNATAKA	HASSAN	241	MATHEMATICS BASIC	4	4	0	0	0	0	3	1	0	0	0	47.00
			HASSAN Average														77.71
49038	HYDERABAD	KARNATAKA	KODAGU	015	KANNADA	83	83	0	0	0	0	1	3	11	34	34	83.17
49038	HYDERABAD	KARNATAKA	KODAGU	041	MATHEMATICS STD	69	69	0	0	0	1	3	6	15	38	6	74.58
49038	HYDERABAD	KARNATAKA	KODAGU	085	HINDI COURSE-B	83	83	0	0	0	1	15	9	26	27	5	67.65
49038	HYDERABAD	KARNATAKA	KODAGU	086	SCIENCE - THEORY	83	82	1	0	0	7	8	12	13	36	6	68.14
49038	HYDERABAD	KARNATAKA	KODAGU	087	SOCIAL SCIENCE	83	83	0	0	0	0	5	0	13	23	42	84.18
49038	HYDERABAD	KARNATAKA	KODAGU	184	ENGLISH LNG & LIT.	83	83	0	0	0	0	0	0	10	45	28	84.55
49038	HYDERABAD	KARNATAKA	KODAGU	241	MATHEMATICS BASIC	14	13	1	0	0	1	3	1	7	1	0	57.00
			KODAGU Average														74.18
49039	HYDERABAD	KARNATAKA	BIDAR	015	KANNADA	81	81	0	0	0	0	0	1	3	32	45	88.47
49039	HYDERABAD	KARNATAKA	BIDAR	041	MATHEMATICS STD	71	71	0	0	0	1	3	15	25	21	6	69.34
49039	HYDERABAD	KARNATAKA	BIDAR	085	HINDI COURSE-B	20	20	0	0	0	0	1	0	2	13	4	81.30
49039	HYDERABAD	KARNATAKA	BIDAR	086	SCIENCE - THEORY	84	83	1	0	0	4	8	12	28	30	1	66.36

SCH CODE	REGION	STATE	JNV	SUB CODE	SUBJ NAME	APPEARED	PASSED	FAILED	ABSENT	L33	e33l40	e40l50	e50l60	e60l75	e75l90	e90a	Subj. Avg
49039	HYDERABAD	KARNATAKA	BIDAR	087	SOCIAL SCIENCE	84	84	0	0	0	0	1	0	5	23	55	89.93
49039	HYDERABAD	KARNATAKA	BIDAR	184	ENGLISH LNG & LIT.	84	84	0	0	0	1	0	2	22	54	5	77.64
49039	HYDERABAD	KARNATAKA	BIDAR	241	MATHEMATICS BASIC	13	13	0	0	0	2	5	3	2	1	0	51.00
			BIDAR Average														74.86
49044	HYDERABAD	KARNATAKA	BELGAUM	015	KANNADA	80	80	0	0	0	0	0	1	2	30	47	89.08
49044	HYDERABAD	KARNATAKA	BELGAUM	041	MATHEMATICS STD	78	78	0	0	0	0	1	4	13	25	35	82.28
49044	HYDERABAD	KARNATAKA	BELGAUM	085	HINDI COURSE-B	81	81	0	0	0	0	3	5	27	35	11	76.07
49044	HYDERABAD	KARNATAKA	BELGAUM	086	SCIENCE - THEORY	81	81	0	0	0	0	1	1	9	29	41	85.46
49044	HYDERABAD	KARNATAKA	BELGAUM	087	SOCIAL SCIENCE	81	81	0	0	0	0	0	2	1	12	66	92.54
49044	HYDERABAD	KARNATAKA	BELGAUM	184	ENGLISH LNG & LIT.	81	81	0	0	0	0	1	0	10	53	17	82.69
49044	HYDERABAD	KARNATAKA	BELGAUM	241	MATHEMATICS BASIC	3	3	0	0	0	0	0	1	2	0	0	62.33
			BELGAUM Average														81.49
49045	HYDERABAD	KARNATAKA	BELLARY	007	TELUGU	1	1	0	0	0	0	0	0	1	0	0	62.00
49045	HYDERABAD	KARNATAKA	BELLARY	015	KANNADA	80	80	0	0	0	0	0	0	2	26	52	89.79
49045	HYDERABAD	KARNATAKA	BELLARY	041	MATHEMATICS STD	79	79	0	0	0	1	4	11	20	36	7	72.63
49045	HYDERABAD	KARNATAKA	BELLARY	085	HINDI COURSE-B	81	81	0	0	0	2	1	10	28	37	3	72.52
49045	HYDERABAD	KARNATAKA	BELLARY	086	SCIENCE - THEORY	81	81	0	0	0	4	2	8	20	36	11	73.38
49045	HYDERABAD	KARNATAKA	BELLARY	087	SOCIAL SCIENCE	81	81	0	0	0	0	0	0	7	13	61	90.19
49045	HYDERABAD	KARNATAKA	BELLARY	184	ENGLISH LNG & LIT.	81	81	0	0	0	0	0	12	35	29	5	72.14
49045	HYDERABAD	KARNATAKA	BELLARY	241	MATHEMATICS BASIC	2	2	0	0	0	0	1	0	0	1	0	61.50
			BELLARY Average														74.27
49046	HYDERABAD	KARNATAKA	CHAMARAJNAGAR	012	MALAYALAM	1	1	0	0	0	0	0	0	0	0	1	97.00
49046	HYDERABAD	KARNATAKA	CHAMARAJNAGAR	015	KANNADA	79	79	0	0	0	0	0	0	0	30	49	90.37
49046	HYDERABAD	KARNATAKA	CHAMARAJNAGAR	041	MATHEMATICS STD	75	75	0	0	0	1	12	18	26	15	3	64.17
49046	HYDERABAD	KARNATAKA	CHAMARAJNAGAR	085	HINDI COURSE-B	80	80	0	0	0	0	5	12	29	28	6	70.75
49046	HYDERABAD	KARNATAKA	CHAMARAJNAGAR	086	SCIENCE - THEORY	80	80	0	0	0	15	17	20	18	9	1	54.95
49046	HYDERABAD	KARNATAKA	CHAMARAJNAGAR	087	SOCIAL SCIENCE	80	80	0	0	0	2	2	14	28	27	7	70.96
49046	HYDERABAD	KARNATAKA	CHAMARAJNAGAR	184	ENGLISH LNG & LIT.	80	80	0	0	0	0	2	9	27	33	9	74.69
49046	HYDERABAD	KARNATAKA	CHAMARAJNAGAR	241	MATHEMATICS BASIC	5	5	0	0	0	1	2	1	1	0	0	48.40
			CHAMARAJNAGAR Average														71.41
49047	HYDERABAD	KARNATAKA	CHITRADURGA	015	KANNADA	76	76	0	0	0	0	0	1	2	31	42	89.08
49047	HYDERABAD	KARNATAKA	CHITRADURGA	041	MATHEMATICS STD	76	76	0	0	0	5	6	13	13	29	10	70.21
49047	HYDERABAD	KARNATAKA	CHITRADURGA	085	HINDI COURSE-B	76	76	0	0	0	0	0	1	12	34	29	84.61
49047	HYDERABAD	KARNATAKA	CHITRADURGA	086	SCIENCE - THEORY	76	76	0	0	0	9	13	7	25	21	1	62.64
49047	HYDERABAD	KARNATAKA	CHITRADURGA	087	SOCIAL SCIENCE	76	76	0	0	0	0	4	9	18	22	23	77.30
49047	HYDERABAD	KARNATAKA	CHITRADURGA	184	ENGLISH LNG & LIT.	76	76	0	0	0	0	0	2	24	39	11	78.70
			CHITRADURGA Average														77.09
49048	HYDERABAD	KARNATAKA	TUMKUR	015	KANNADA	82	82	0	0	0	0	0	0	4	20	58	91.11
49048	HYDERABAD	KARNATAKA	TUMKUR	041	MATHEMATICS STD	64	64	0	0	0	1	5	6	19	22	11	73.77
49048	HYDERABAD	KARNATAKA	TUMKUR	086	SCIENCE - THEORY	82	81	1	0	0	8	8	9	12	31	13	70.34
49048	HYDERABAD	KARNATAKA	TUMKUR	087	SOCIAL SCIENCE	82	82	0	0	0	0	5	7	11	10	49	83.22
49048	HYDERABAD	KARNATAKA	TUMKUR	184	ENGLISH LNG & LIT.	82	82	0	0	0	0	0	5	15	43	19	81.39
49048	HYDERABAD	KARNATAKA	TUMKUR	241	MATHEMATICS BASIC	18	18	0	0	0	2	6	7	1	2	0	53.11
			TUMKUR Average														75.49
49050	HYDERABAD	KARNATAKA	N.CANARA	015	KANNADA	80	80	0	0	0	0	0	0	6	27	47	89.35
49050	HYDERABAD	KARNATAKA	N.CANARA	041	MATHEMATICS STD	74	74	0	0	0	1	6	8	15	29	15	74.47
49050	HYDERABAD	KARNATAKA	N.CANARA	085	HINDI COURSE-B	80	80	0	0	0	0	0	2	10	36	32	84.21
49050	HYDERABAD	KARNATAKA	N.CANARA	086	SCIENCE - THEORY	80	80	0	0	0	9	16	11	24	19	1	61.68
49050	HYDERABAD	KARNATAKA	N.CANARA	087	SOCIAL SCIENCE	80	80	0	0	0	0	1	3	17	21	38	83.65
49050	HYDERABAD	KARNATAKA	N.CANARA	184	ENGLISH LNG & LIT.	80	80	0	0	0	0	0	1	25	35	19	80.26
49050	HYDERABAD	KARNATAKA	N.CANARA	241	MATHEMATICS BASIC	6	6	0	0	0	0	4	0	2	0	0	54.33

SCH CODE	REGION	STATE	JNV	SUB CODE	SUBJ NAME	APPEARED	PASSED	FAILED	ABSENT	L33	e33l40	e40l50	e50l60	e60l75	e75l90	e90a	Subj. Avg
			N.CANARA Average														75.42
49051	HYDERABAD	KARNATAKA	BIJAPUR	015	KANNADA	83	83	0	0	0	0	0	0	1	14	68	93.40
49051	HYDERABAD	KARNATAKA	BIJAPUR	041	MATHEMATICS STD	80	80	0	0	0	0	0	5	17	34	24	81.65
49051	HYDERABAD	KARNATAKA	BIJAPUR	085	HINDI COURSE-B	83	83	0	0	0	1	2	3	15	49	13	79.49
49051	HYDERABAD	KARNATAKA	BIJAPUR	086	SCIENCE - THEORY	83	83	0	0	0	1	9	8	28	33	4	70.11
49051	HYDERABAD	KARNATAKA	BIJAPUR	087	SOCIAL SCIENCE	83	83	0	0	0	0	0	4	5	23	51	87.78
49051	HYDERABAD	KARNATAKA	BIJAPUR	184	ENGLISH LNG & LIT.	83	83	0	0	0	0	0	2	10	56	15	82.36
49051	HYDERABAD	KARNATAKA	BIJAPUR	241	MATHEMATICS BASIC	3	3	0	0	0	0	0	1	1	1	0	68.67
			BIJAPUR Average														80.49
49057	HYDERABAD	KARNATAKA	UDIPPI	015	KANNADA	56	56	0	0	0	0	0	0	7	18	31	88.46
49057	HYDERABAD	KARNATAKA	UDIPPI	041	MATHEMATICS STD	68	68	0	0	0	0	5	12	18	24	9	73.09
49057	HYDERABAD	KARNATAKA	UDIPPI	085	HINDI COURSE-B	21	21	0	0	0	0	0	0	1	8	12	87.10
49057	HYDERABAD	KARNATAKA	UDIPPI	086	SCIENCE - THEORY	77	77	0	0	0	2	8	10	16	31	10	72.43
49057	HYDERABAD	KARNATAKA	UDIPPI	087	SOCIAL SCIENCE	77	77	0	0	0	0	2	10	20	16	29	78.35
49057	HYDERABAD	KARNATAKA	UDIPPI	184	ENGLISH LNG & LIT.	77	77	0	0	0	0	0	2	12	45	18	82.01
49057	HYDERABAD	KARNATAKA	UDIPPI	241	MATHEMATICS BASIC	9	9	0	0	0	0	4	2	2	1	0	56.89
			UDIPPI Average														76.90
49060	HYDERABAD	KARNATAKA	BANGLORE URBAN	015	KANNADA	76	76	0	0	0	0	0	1	8	25	42	87.97
49060	HYDERABAD	KARNATAKA	BANGLORE URBAN	041	MATHEMATICS STD	68	68	0	0	0	0	0	10	18	27	13	76.44
49060	HYDERABAD	KARNATAKA	BANGLORE URBAN	085	HINDI COURSE-B	78	78	0	0	1	0	5	5	17	39	11	76.26
49060	HYDERABAD	KARNATAKA	BANGLORE URBAN	086	SCIENCE - THEORY	78	78	0	0	0	0	2	9	21	31	15	76.87
49060	HYDERABAD	KARNATAKA	BANGLORE URBAN	087	SOCIAL SCIENCE	78	78	0	0	0	0	0	2	8	18	50	88.38
49060	HYDERABAD	KARNATAKA	BANGLORE URBAN	184	ENGLISH LNG & LIT.	78	78	0	0	0	0	0	3	19	49	7	78.63
49060	HYDERABAD	KARNATAKA	BANGLORE URBAN	241	MATHEMATICS BASIC	10	10	0	0	0	1	2	5	2	0	0	53.10
			BANGLORE URBAN Average														76.81
49065	HYDERABAD	KARNATAKA	RAICHUR	015	KANNADA	82	82	0	0	0	1	0	2	6	18	55	89.13
49065	HYDERABAD	KARNATAKA	RAICHUR	041	MATHEMATICS STD	69	69	0	0	0	3	8	12	16	26	4	67.67
49065	HYDERABAD	KARNATAKA	RAICHUR	085	HINDI COURSE-B	82	82	0	0	0	0	10	4	20	35	13	74.34
49065	HYDERABAD	KARNATAKA	RAICHUR	086	SCIENCE - THEORY	82	82	0	0	0	12	7	16	22	23	2	62.79
49065	HYDERABAD	KARNATAKA	RAICHUR	087	SOCIAL SCIENCE	82	82	0	0	0	0	2	6	16	16	42	83.06
49065	HYDERABAD	KARNATAKA	RAICHUR	184	ENGLISH LNG & LIT.	82	82	0	0	0	0	3	3	21	43	12	77.51
49065	HYDERABAD	KARNATAKA	RAICHUR	241	MATHEMATICS BASIC	13	13	0	0	0	7	4	2	0	0	0	41.46
			RAICHUR Average														70.85
49066	HYDERABAD	KARNATAKA	GADAG	015	KANNADA	81	81	0	0	0	0	0	0	2	21	58	91.32
49066	HYDERABAD	KARNATAKA	GADAG	041	MATHEMATICS STD	70	69	1	0	0	3	8	14	27	15	2	64.46
49066	HYDERABAD	KARNATAKA	GADAG	085	HINDI COURSE-B	81	81	0	0	0	1	4	14	34	28	0	67.53
49066	HYDERABAD	KARNATAKA	GADAG	086	SCIENCE - THEORY	81	81	0	0	0	5	7	19	31	14	5	64.32
49066	HYDERABAD	KARNATAKA	GADAG	087	SOCIAL SCIENCE	81	81	0	0	0	0	0	2	3	38	38	86.69
49066	HYDERABAD	KARNATAKA	GADAG	184	ENGLISH LNG & LIT.	81	81	0	0	0	0	1	0	23	49	8	78.57
49066	HYDERABAD	KARNATAKA	GADAG	241	MATHEMATICS BASIC	11	11	0	0	0	1	5	2	2	1	0	54.45
			GADAG Average														72.48
49067	HYDERABAD	KARNATAKA	HAVERI	015	KANNADA	81	81	0	0	0	0	0	0	7	32	42	87.83
49067	HYDERABAD	KARNATAKA	HAVERI	041	MATHEMATICS STD	77	77	0	0	0	2	6	18	22	27	2	67.09
49067	HYDERABAD	KARNATAKA	HAVERI	085	HINDI COURSE-B	81	81	0	0	0	1	10	9	26	28	7	69.79
49067	HYDERABAD	KARNATAKA	HAVERI	086	SCIENCE - THEORY	81	81	0	0	0	15	13	18	22	12	1	57.21
49067	HYDERABAD	KARNATAKA	HAVERI	087	SOCIAL SCIENCE	81	81	0	0	0	0	3	14	24	26	14	73.73
49067	HYDERABAD	KARNATAKA	HAVERI	184	ENGLISH LNG & LIT.	81	81	0	0	0	0	3	9	29	38	2	72.17
49067	HYDERABAD	KARNATAKA	HAVERI	241	MATHEMATICS BASIC	4	4	0	0	0	0	2	1	1	0	0	52.25
			HAVERI Average														68.58
49069	HYDERABAD	KARNATAKA	SOUTH CANARA	015	KANNADA	82	82	0	0	0	0	0	0	4	20	58	91.72
49069	HYDERABAD	KARNATAKA	SOUTH CANARA	041	MATHEMATICS STD	75	75	0	0	0	0	1	5	18	28	23	80.04

SCH CODE	REGION	STATE	JNV	SUB CODE	SUBJ NAME	APPEARED	PASSED	FAILED	ABSENT	L33	e33l40	e40l50	e50l60	e60l75	e75l90	e90a	Subj. Avg
49069	HYDERABAD	KARNATAKA	SOUTH CANARA	085	HINDI COURSE-B	82	82	0	0	0	1	1	3	30	38	9	76.07
49069	HYDERABAD	KARNATAKA	SOUTH CANARA	086	SCIENCE - THEORY	82	80	2	0	0	1	6	13	34	23	3	67.04
49069	HYDERABAD	KARNATAKA	SOUTH CANARA	087	SOCIAL SCIENCE	82	82	0	0	0	0	2	1	8	26	45	86.80
49069	HYDERABAD	KARNATAKA	SOUTH CANARA	184	ENGLISH LNG & LIT.	82	82	0	0	0	0	1	0	10	48	23	83.20
49069	HYDERABAD	KARNATAKA	SOUTH CANARA	241	MATHEMATICS BASIC	7	7	0	0	0	0	3	2	2	0	0	53.57
			SOUTH CANARA Average														76.92
49070	HYDERABAD	KARNATAKA	DAVANGERE	015	KANNADA	79	79	0	0	0	0	0	0	2	16	61	92.32
49070	HYDERABAD	KARNATAKA	DAVANGERE	041	MATHEMATICS STD	79	79	0	0	0	0	6	9	29	24	11	72.27
49070	HYDERABAD	KARNATAKA	DAVANGERE	085	HINDI COURSE-B	79	79	0	0	0	0	1	2	22	37	17	78.96
49070	HYDERABAD	KARNATAKA	DAVANGERE	086	SCIENCE - THEORY	79	79	0	0	0	1	2	14	25	29	8	72.03
49070	HYDERABAD	KARNATAKA	DAVANGERE	087	SOCIAL SCIENCE	79	79	0	0	0	0	0	5	15	32	27	81.49
49070	HYDERABAD	KARNATAKA	DAVANGERE	184	ENGLISH LNG & LIT.	79	79	0	0	0	0	0	2	25	46	6	78.20
			DAVANGERE Average														79.21
49071	HYDERABAD	KARNATAKA	BHAGALKOT	015	KANNADA	79	79	0	0	0	0	0	0	0	17	62	92.03
49071	HYDERABAD	KARNATAKA	BHAGALKOT	041	MATHEMATICS STD	79	79	0	0	0	2	3	14	23	26	11	71.91
49071	HYDERABAD	KARNATAKA	BHAGALKOT	085	HINDI COURSE-B	79	79	0	0	0	0	4	4	28	37	6	74.78
49071	HYDERABAD	KARNATAKA	BHAGALKOT	086	SCIENCE - THEORY	79	79	0	0	0	7	9	14	27	19	3	64.35
49071	HYDERABAD	KARNATAKA	BHAGALKOT	087	SOCIAL SCIENCE	79	79	0	0	0	0	0	1	12	34	32	85.28
49071	HYDERABAD	KARNATAKA	BHAGALKOT	184	ENGLISH LNG & LIT.	79	79	0	0	0	0	0	0	11	43	25	83.78
			BHAGALKOT Average														78.69
49073	HYDERABAD	KARNATAKA	MYSORE	015	KANNADA	83	83	0	0	0	0	0	1	6	35	41	88.22
49073	HYDERABAD	KARNATAKA	MYSORE	041	MATHEMATICS STD	69	69	0	0	0	1	3	12	18	19	16	75.16
49073	HYDERABAD	KARNATAKA	MYSORE	085	HINDI COURSE-B	84	84	0	0	0	1	4	18	20	31	10	71.67
49073	HYDERABAD	KARNATAKA	MYSORE	086	SCIENCE - THEORY	84	84	0	0	0	8	11	12	24	24	5	65.37
49073	HYDERABAD	KARNATAKA	MYSORE	087	SOCIAL SCIENCE	84	84	0	0	0	0	9	11	24	17	23	73.42
49073	HYDERABAD	KARNATAKA	MYSORE	184	ENGLISH LNG & LIT.	84	84	0	0	0	0	1	3	24	38	18	79.49
49073	HYDERABAD	KARNATAKA	MYSORE	241	MATHEMATICS BASIC	15	15	0	0	0	2	1	4	5	3	0	60.60
			MYSORE Average														73.42
49078	HYDERABAD	KARNATAKA	KALABURGI-II	006	TAMIL	1	1	0	0	0	0	1	0	0	0	0	49.00
49078	HYDERABAD	KARNATAKA	KALABURGI-II	015	KANNADA	76	76	0	0	0	0	0	0	2	11	63	93.59
49078	HYDERABAD	KARNATAKA	KALABURGI-II	041	MATHEMATICS STD	64	64	0	0	0	2	6	9	17	23	7	70.05
49078	HYDERABAD	KARNATAKA	KALABURGI-II	085	HINDI COURSE-B	77	77	0	0	0	0	1	2	11	47	16	80.92
49078	HYDERABAD	KARNATAKA	KALABURGI-II	086	SCIENCE - THEORY	77	77	0	0	0	2	8	12	29	23	3	66.16
49078	HYDERABAD	KARNATAKA	KALABURGI-II	087	SOCIAL SCIENCE	77	77	0	0	0	0	0	1	8	12	56	89.88
49078	HYDERABAD	KARNATAKA	KALABURGI-II	184	ENGLISH LNG & LIT.	77	77	0	0	0	0	0	12	38	26	1	71.26
49078	HYDERABAD	KARNATAKA	KALABURGI-II	241	MATHEMATICS BASIC	13	13	0	0	0	1	2	5	4	1	0	57.62
			KALABURGI-II Average														72.31
59201	HYDERABAD	UT	MAHE	012	MALAYALAM	64	64	0	0	0	0	0	0	3	18	43	90.17
59201	HYDERABAD	UT	MAHE	041	MATHEMATICS STD	58	58	0	0	0	2	6	6	21	13	10	70.86
59201	HYDERABAD	UT	MAHE	085	HINDI COURSE-B	64	64	0	0	0	0	3	7	18	23	13	75.44
59201	HYDERABAD	UT	MAHE	086	SCIENCE - THEORY	64	64	0	0	0	0	2	5	21	28	8	75.22
59201	HYDERABAD	UT	MAHE	087	SOCIAL SCIENCE	64	64	0	0	0	0	0	2	10	34	18	82.67
59201	HYDERABAD	UT	MAHE	184	ENGLISH LNG & LIT.	64	64	0	0	0	0	0	1	7	40	16	83.64
59201	HYDERABAD	UT	MAHE	241	MATHEMATICS BASIC	6	6	0	0	0	1	2	1	2	0	0	52.67
			MAHE Average														75.81
59204	HYDERABAD	UT	PONDYCHERRY	006	TAMIL	79	79	0	0	0	0	3	6	21	42	7	76.42
59204	HYDERABAD	UT	PONDYCHERRY	041	MATHEMATICS STD	45	45	0	0	0	0	9	9	13	10	4	66.02
59204	HYDERABAD	UT	PONDYCHERRY	085	HINDI COURSE-B	30	30	0	0	0	0	5	17	5	3	0	56.67
59204	HYDERABAD	UT	PONDYCHERRY	086	SCIENCE - THEORY	79	79	0	0	0	3	18	16	24	16	2	61.76
59204	HYDERABAD	UT	PONDYCHERRY	087	SOCIAL SCIENCE	79	79	0	0	0	3	15	23	16	16	6	63.23
59204	HYDERABAD	UT	PONDYCHERRY	184	ENGLISH LNG & LIT.	79	79	0	0	0	7	7	14	35	14	2	62.57

SCH CODE	REGION	STATE	JNV	SUB CODE	SUBJ NAME	APPEARED	PASSED	FAILED	ABSENT	L33	e33l40	e40l50	e50l60	e60l75	e75l90	e90a	Subj. Avg
59204	HYDERABAD	UT	PONDYCHERRY	241	MATHEMATICS BASIC	34	32	2	0	0	12	12	4	3	1	0	43.47
			PONDYCHERRY Average														61.45
59205	HYDERABAD	UT	KARAIKAL	006	TAMIL	73	73	0	0	0	0	1	15	46	10	1	66.30
59205	HYDERABAD	UT	KARAIKAL	041	MATHEMATICS STD	44	44	0	0	0	2	11	8	13	8	2	62.77
59205	HYDERABAD	UT	KARAIKAL	085	HINDI COURSE-B	17	17	0	0	2	2	8	2	3	0	0	43.88
59205	HYDERABAD	UT	KARAIKAL	086	SCIENCE - THEORY	74	74	0	0	0	13	17	20	16	8	0	53.42
59205	HYDERABAD	UT	KARAIKAL	087	SOCIAL SCIENCE	74	74	0	0	0	0	0	25	39	10	0	63.58
59205	HYDERABAD	UT	KARAIKAL	184	ENGLISH LNG & LIT.	74	74	0	0	0	4	18	22	22	8	0	57.46
59205	HYDERABAD	UT	KARAIKAL	241	MATHEMATICS BASIC	30	30	0	0	0	7	17	4	2	0	0	44.30
			KARAIKAL Average														55.96
59252	HYDERABAD	UT	MIDDLE ANDAMAN	041	MATHEMATICS STD	21	21	0	0	0	0	0	2	5	10	4	79.10
59252	HYDERABAD	UT	MIDDLE ANDAMAN	085	HINDI COURSE-B	69	69	0	0	0	0	0	3	16	38	12	80.23
59252	HYDERABAD	UT	MIDDLE ANDAMAN	086	SCIENCE - THEORY	69	69	0	0	0	6	8	17	32	5	1	59.90
59252	HYDERABAD	UT	MIDDLE ANDAMAN	087	SOCIAL SCIENCE	69	69	0	0	0	0	7	11	21	22	8	70.06
59252	HYDERABAD	UT	MIDDLE ANDAMAN	184	ENGLISH LNG & LIT.	69	69	0	0	0	0	0	4	28	35	2	74.86
59252	HYDERABAD	UT	MIDDLE ANDAMAN	241	MATHEMATICS BASIC	48	48	0	0	0	3	7	9	24	5	0	59.52
			MIDDLE ANDAMAN Average														70.61
59253	HYDERABAD	UT	CAR NICOBAR	041	MATHEMATICS STD	6	6	0	0	0	0	0	0	2	4	0	80.17
59253	HYDERABAD	UT	CAR NICOBAR	085	HINDI COURSE-B	31	31	0	0	0	0	2	7	12	9	1	69.52
59253	HYDERABAD	UT	CAR NICOBAR	086	SCIENCE - THEORY	31	31	0	0	0	0	1	4	16	10	0	67.74
59253	HYDERABAD	UT	CAR NICOBAR	087	SOCIAL SCIENCE	31	31	0	0	0	0	9	9	10	3	0	57.26
59253	HYDERABAD	UT	CAR NICOBAR	184	ENGLISH LNG & LIT.	31	31	0	0	0	0	0	5	10	16	0	72.94
59253	HYDERABAD	UT	CAR NICOBAR	241	MATHEMATICS BASIC	25	25	0	0	0	0	0	2	12	11	0	72.36
			CAR NICOBAR Average														70.00
59312	HYDERABAD	A.P	CHITOOOR	007	TELUGU	79	79	0	0	0	1	2	0	11	25	40	85.00
59312	HYDERABAD	A.P	CHITOOOR	041	MATHEMATICS STD	57	57	0	0	0	0	0	3	12	9	33	85.84
59312	HYDERABAD	A.P	CHITOOOR	085	HINDI COURSE-B	81	81	0	0	0	6	8	23	29	14	1	61.72
59312	HYDERABAD	A.P	CHITOOOR	086	SCIENCE - THEORY	81	81	0	0	0	3	10	9	20	35	4	69.07
59312	HYDERABAD	A.P	CHITOOOR	087	SOCIAL SCIENCE	81	81	0	0	0	1	1	9	19	34	17	77.28
59312	HYDERABAD	A.P	CHITOOOR	184	ENGLISH LNG & LIT.	81	81	0	0	0	0	1	2	19	41	18	80.23
59312	HYDERABAD	A.P	CHITOOOR	241	MATHEMATICS BASIC	24	24	0	0	0	0	4	11	4	5	0	60.00
			CHITOOOR Average														74.16
59317	HYDERABAD	A.P	GUNTUR	007	TELUGU	77	77	0	0	0	0	1	4	6	30	36	85.65
59317	HYDERABAD	A.P	GUNTUR	041	MATHEMATICS STD	61	61	0	0	0	1	0	2	15	19	24	82.54
59317	HYDERABAD	A.P	GUNTUR	085	HINDI COURSE-B	62	62	0	0	0	2	4	14	17	23	2	67.56
59317	HYDERABAD	A.P	GUNTUR	086	SCIENCE - THEORY	78	78	0	0	0	0	9	13	25	24	7	69.36
59317	HYDERABAD	A.P	GUNTUR	087	SOCIAL SCIENCE	78	78	0	0	0	0	0	6	24	25	23	79.46
59317	HYDERABAD	A.P	GUNTUR	184	ENGLISH LNG & LIT.	78	78	0	0	0	0	0	0	16	48	14	81.17
59317	HYDERABAD	A.P	GUNTUR	241	MATHEMATICS BASIC	17	17	0	0	0	1	1	4	9	2	0	60.65
			GUNTUR Average														75.20
59318	HYDERABAD	A.P	VISHAKAPATNAM	007	TELUGU	76	76	0	0	0	0	0	2	5	21	48	88.88
59318	HYDERABAD	A.P	VISHAKAPATNAM	041	MATHEMATICS STD	74	74	0	0	0	2	4	12	17	22	17	74.03
59318	HYDERABAD	A.P	VISHAKAPATNAM	085	HINDI COURSE-B	2	2	0	0	0	0	0	0	0	2	0	83.00
59318	HYDERABAD	A.P	VISHAKAPATNAM	086	SCIENCE - THEORY	78	78	0	0	0	4	2	12	19	27	14	73.27
59318	HYDERABAD	A.P	VISHAKAPATNAM	087	SOCIAL SCIENCE	78	78	0	0	0	0	1	3	9	31	34	84.24
59318	HYDERABAD	A.P	VISHAKAPATNAM	089	TELUGU - TELANGANA	1	1	0	0	0	0	0	0	0	0	1	92.00
59318	HYDERABAD	A.P	VISHAKAPATNAM	184	ENGLISH LNG & LIT.	78	78	0	0	0	0	0	2	13	37	26	83.14
59318	HYDERABAD	A.P	VISHAKAPATNAM	241	MATHEMATICS BASIC	4	4	0	0	0	1	0	0	1	1	1	68.75
			VISHAKAPATNAM Average														80.91
59319	HYDERABAD	A.P	WEST GODAVARY	007	TELUGU	77	77	0	0	0	0	0	4	12	33	28	83.52
59319	HYDERABAD	A.P	WEST GODAVARY	041	MATHEMATICS STD	70	70	0	0	0	0	2	8	14	22	24	79.69

SCH CODE	REGION	STATE	JNV	SUB CODE	SUBJ NAME	APPEARED	PASSED	FAILED	ABSENT	L33	e33l40	e40l50	e50l60	e60l75	e75l90	e90a	Subj. Avg
59319	HYDERABAD	A.P	WEST GODAVARY	086	SCIENCE - THEORY	77	77	0	0	0	3	7	13	23	29	2	67.03
59319	HYDERABAD	A.P	WEST GODAVARY	087	SOCIAL SCIENCE	77	77	0	0	0	0	0	1	11	33	32	85.52
59319	HYDERABAD	A.P	WEST GODAVARY	184	ENGLISH LNG & LIT.	77	77	0	0	0	0	1	2	14	40	20	82.36
59319	HYDERABAD	A.P	WEST GODAVARY	241	MATHEMATICS BASIC	7	7	0	0	0	0	1	3	2	1	0	61.71
			WEST GODAVARY Average														76.64
59323	HYDERABAD	A.P	ANANTAPUR	007	TELUGU	78	78	0	0	0	0	1	1	3	23	50	90.13
59323	HYDERABAD	A.P	ANANTAPUR	041	MATHEMATICS STD	68	68	0	0	0	1	5	5	6	24	27	81.13
59323	HYDERABAD	A.P	ANANTAPUR	085	HINDI COURSE-B	78	78	0	0	0	6	7	16	39	10	0	61.83
59323	HYDERABAD	A.P	ANANTAPUR	086	SCIENCE - THEORY	78	78	0	0	0	2	7	6	24	29	10	72.38
59323	HYDERABAD	A.P	ANANTAPUR	087	SOCIAL SCIENCE	78	78	0	0	0	0	8	7	15	22	26	77.67
59323	HYDERABAD	A.P	ANANTAPUR	184	ENGLISH LNG & LIT.	78	78	0	0	0	0	0	3	15	40	20	80.64
59323	HYDERABAD	A.P	ANANTAPUR	241	MATHEMATICS BASIC	10	10	0	0	0	0	1	0	3	6	0	71.30
			ANANTAPUR Average														76.44
59324	HYDERABAD	A.P	KURNOOL	007	TELUGU	78	78	0	0	0	0	0	1	2	19	56	91.17
59324	HYDERABAD	A.P	KURNOOL	041	MATHEMATICS STD	71	71	0	0	0	0	2	2	18	25	24	81.24
59324	HYDERABAD	A.P	KURNOOL	085	HINDI COURSE-B	78	78	0	0	0	0	4	18	30	20	6	68.28
59324	HYDERABAD	A.P	KURNOOL	086	SCIENCE - THEORY	78	78	0	0	1	1	9	15	31	21	0	64.82
59324	HYDERABAD	A.P	KURNOOL	087	SOCIAL SCIENCE	78	78	0	0	0	0	0	0	9	28	41	87.37
59324	HYDERABAD	A.P	KURNOOL	184	ENGLISH LNG & LIT.	78	78	0	0	0	0	0	0	3	46	29	86.83
59324	HYDERABAD	A.P	KURNOOL	241	MATHEMATICS BASIC	7	7	0	0	0	0	2	2	2	1	0	59.43
			KURNOOL Average														77.02
59325	HYDERABAD	A.P	EAST GODAVARI	007	TELUGU	80	80	0	0	0	0	0	0	11	28	41	86.39
59325	HYDERABAD	A.P	EAST GODAVARI	041	MATHEMATICS STD	69	69	0	0	0	4	3	9	16	25	12	74.28
59325	HYDERABAD	A.P	EAST GODAVARI	085	HINDI COURSE-B	80	80	0	0	1	1	16	18	27	17	0	61.84
59325	HYDERABAD	A.P	EAST GODAVARI	086	SCIENCE - THEORY	80	80	0	0	0	0	4	11	21	25	19	76.09
59325	HYDERABAD	A.P	EAST GODAVARI	087	SOCIAL SCIENCE	80	80	0	0	0	0	1	9	18	26	26	79.09
59325	HYDERABAD	A.P	EAST GODAVARI	184	ENGLISH LNG & LIT.	80	80	0	0	0	0	2	1	11	47	19	82.50
59325	HYDERABAD	A.P	EAST GODAVARI	241	MATHEMATICS BASIC	11	11	0	0	0	1	2	2	4	1	1	60.82
			EAST GODAVARI Average														74.43
59326	HYDERABAD	UT	YANAM	002	HINDI COURSE-A	1	1	0	0	0	0	0	0	0	0	1	91.00
59326	HYDERABAD	UT	YANAM	007	TELUGU	64	64	0	0	0	2	7	7	15	22	11	71.59
59326	HYDERABAD	UT	YANAM	041	MATHEMATICS STD	45	45	0	0	0	9	5	9	12	7	3	60.07
59326	HYDERABAD	UT	YANAM	086	SCIENCE - THEORY	65	65	0	0	0	12	19	15	13	5	1	52.91
59326	HYDERABAD	UT	YANAM	087	SOCIAL SCIENCE	65	65	0	0	0	15	15	12	14	9	0	54.11
59326	HYDERABAD	UT	YANAM	184	ENGLISH LNG & LIT.	65	64	1	0	0	3	6	14	26	15	0	63.05
59326	HYDERABAD	UT	YANAM	241	MATHEMATICS BASIC	20	20	0	0	0	7	9	2	2	0	0	44.00
			YANAM Average														62.39
59327	HYDERABAD	A.P	VIZIANAGARAM	007	TELUGU	79	79	0	0	0	0	0	0	2	34	43	88.78
59327	HYDERABAD	A.P	VIZIANAGARAM	041	MATHEMATICS STD	74	74	0	0	0	0	0	1	4	23	46	89.07
59327	HYDERABAD	A.P	VIZIANAGARAM	086	SCIENCE - THEORY	79	79	0	0	0	0	4	16	27	25	7	70.43
59327	HYDERABAD	A.P	VIZIANAGARAM	087	SOCIAL SCIENCE	79	79	0	0	0	0	0	5	22	35	17	78.28
59327	HYDERABAD	A.P	VIZIANAGARAM	184	ENGLISH LNG & LIT.	79	79	0	0	0	0	0	0	9	58	12	83.72
59327	HYDERABAD	A.P	VIZIANAGARAM	241	MATHEMATICS BASIC	5	5	0	0	0	0	0	0	1	3	1	84.00
			VIZIANAGARAM Average														82.38
59328	HYDERABAD	A.P	PRAKASHAM	007	TELUGU	79	79	0	0	0	1	1	6	14	38	19	79.04
59328	HYDERABAD	A.P	PRAKASHAM	041	MATHEMATICS STD	75	74	1	0	0	3	5	3	19	20	24	76.68
59328	HYDERABAD	A.P	PRAKASHAM	085	HINDI COURSE-B	75	75	0	0	0	2	7	11	36	19	0	66.27
59328	HYDERABAD	A.P	PRAKASHAM	086	SCIENCE - THEORY	79	79	0	0	0	10	14	18	23	14	0	59.11
59328	HYDERABAD	A.P	PRAKASHAM	087	SOCIAL SCIENCE	79	79	0	0	0	2	8	17	21	23	8	68.06
59328	HYDERABAD	A.P	PRAKASHAM	184	ENGLISH LNG & LIT.	79	79	0	0	0	0	1	0	9	54	15	82.52
59328	HYDERABAD	A.P	PRAKASHAM	241	MATHEMATICS BASIC	4	4	0	0	0	0	2	0	1	0	1	60.50

SCH CODE	REGION	STATE	JNV	SUB CODE	SUBJ NAME	APPEARED	PASSED	FAILED	ABSENT	L33	e33l40	e40l50	e50l60	e60l75	e75l90	e90a	Subj. Avg
			PRAKASHAM Average														70.31
59329	HYDERABAD	A.P	KADAPA	007	TELUGU	81	81	0	0	0	0	1	1	4	23	52	88.80
59329	HYDERABAD	A.P	KADAPA	041	MATHEMATICS STD	57	57	0	0	0	3	2	8	10	16	18	76.18
59329	HYDERABAD	A.P	KADAPA	085	HINDI COURSE-B	16	16	0	0	0	0	1	0	4	8	3	77.88
59329	HYDERABAD	A.P	KADAPA	086	SCIENCE - THEORY	81	81	0	0	0	4	11	13	23	25	5	66.65
59329	HYDERABAD	A.P	KADAPA	087	SOCIAL SCIENCE	81	81	0	0	0	2	25	29	17	7	1	56.12
59329	HYDERABAD	A.P	KADAPA	184	ENGLISH LNG & LIT.	81	81	0	0	0	0	1	1	7	36	36	85.83
59329	HYDERABAD	A.P	KADAPA	241	MATHEMATICS BASIC	24	24	0	0	0	2	6	6	4	2	4	62.00
			KADAPA Average														73.35
59330	HYDERABAD	A.P	SRIKAKULAM	007	TELUGU	79	79	0	0	0	0	0	1	4	25	49	89.86
59330	HYDERABAD	A.P	SRIKAKULAM	041	MATHEMATICS STD	60	60	0	0	0	0	0	0	4	20	36	90.33
59330	HYDERABAD	A.P	SRIKAKULAM	085	HINDI COURSE-B	1	1	0	0	0	0	0	0	0	1	0	77.00
59330	HYDERABAD	A.P	SRIKAKULAM	086	SCIENCE - THEORY	80	80	0	0	0	1	5	12	32	30	0	68.59
59330	HYDERABAD	A.P	SRIKAKULAM	087	SOCIAL SCIENCE	80	80	0	0	0	0	3	5	16	24	32	81.38
59330	HYDERABAD	A.P	SRIKAKULAM	184	ENGLISH LNG & LIT.	80	80	0	0	0	0	0	1	15	45	19	82.06
59330	HYDERABAD	A.P	SRIKAKULAM	241	MATHEMATICS BASIC	20	20	0	0	0	0	0	2	4	8	6	79.15
			SRIKAKULAM Average														81.20
59331	HYDERABAD	A.P	NELLORE	007	TELUGU	79	79	0	0	0	0	0	0	5	26	48	89.84
59331	HYDERABAD	A.P	NELLORE	041	MATHEMATICS STD	79	79	0	0	0	0	3	5	20	22	29	80.20
59331	HYDERABAD	A.P	NELLORE	085	HINDI COURSE-B	60	60	0	0	0	0	6	10	30	14	0	66.23
59331	HYDERABAD	A.P	NELLORE	086	SCIENCE - THEORY	79	79	0	0	0	1	5	16	32	22	3	67.72
59331	HYDERABAD	A.P	NELLORE	087	SOCIAL SCIENCE	79	79	0	0	0	0	0	7	34	36	2	73.99
59331	HYDERABAD	A.P	NELLORE	184	ENGLISH LNG & LIT.	79	79	0	0	0	0	0	1	13	42	23	82.58
			NELLORE Average														76.76
59334	HYDERABAD	A.P	KRISHNA	007	TELUGU	78	78	0	0	0	0	0	2	4	24	48	88.36
59334	HYDERABAD	A.P	KRISHNA	041	MATHEMATICS STD	80	80	0	0	0	0	0	3	10	20	47	87.39
59334	HYDERABAD	A.P	KRISHNA	085	HINDI COURSE-B	3	3	0	0	0	0	0	0	0	1	2	92.33
59334	HYDERABAD	A.P	KRISHNA	086	SCIENCE - THEORY	81	81	0	0	0	0	3	15	32	29	2	69.86
59334	HYDERABAD	A.P	KRISHNA	087	SOCIAL SCIENCE	81	81	0	0	0	0	0	1	14	23	43	86.16
59334	HYDERABAD	A.P	KRISHNA	184	ENGLISH LNG & LIT.	81	81	0	0	0	0	0	0	4	58	19	85.46
59334	HYDERABAD	A.P	KRISHNA	241	MATHEMATICS BASIC	1	1	0	0	0	0	0	0	1	0	0	72.00
			KRISHNA Average														83.08
59347	HYDERABAD	A.P	E.GODAVARI-II	007	TELUGU	80	80	0	0	0	0	0	1	2	35	42	88.26
59347	HYDERABAD	A.P	E.GODAVARI-II	041	MATHEMATICS STD	66	66	0	0	0	0	0	1	14	19	32	84.59
59347	HYDERABAD	A.P	E.GODAVARI-II	085	HINDI COURSE-B	11	11	0	0	0	0	1	0	2	6	2	75.64
59347	HYDERABAD	A.P	E.GODAVARI-II	086	SCIENCE - THEORY	80	80	0	0	0	0	1	2	14	34	29	83.18
59347	HYDERABAD	A.P	E.GODAVARI-II	087	SOCIAL SCIENCE	80	80	0	0	0	0	0	3	14	35	28	82.94
59347	HYDERABAD	A.P	E.GODAVARI-II	184	ENGLISH LNG & LIT.	80	80	0	0	0	0	0	3	13	36	28	83.98
59347	HYDERABAD	A.P	E.GODAVARI-II	241	MATHEMATICS BASIC	14	14	0	0	0	0	0	2	4	6	2	76.07
			E.GODAVARI-II Average														82.09
59348	HYDERABAD	A.P	PRAKASHAM-II	007	TELUGU	80	80	0	0	0	0	0	1	6	27	46	87.88
59348	HYDERABAD	A.P	PRAKASHAM-II	041	MATHEMATICS STD	75	75	0	0	0	0	4	12	8	29	22	78.93
59348	HYDERABAD	A.P	PRAKASHAM-II	085	HINDI COURSE-B	80	80	0	0	0	0	1	9	30	35	5	73.83
59348	HYDERABAD	A.P	PRAKASHAM-II	086	SCIENCE - THEORY	80	80	0	0	0	1	6	11	32	27	3	69.75
59348	HYDERABAD	A.P	PRAKASHAM-II	087	SOCIAL SCIENCE	80	80	0	0	0	0	2	7	17	22	32	80.65
59348	HYDERABAD	A.P	PRAKASHAM-II	184	ENGLISH LNG & LIT.	80	80	0	0	0	0	1	5	29	42	3	75.24
59348	HYDERABAD	A.P	PRAKASHAM-II	241	MATHEMATICS BASIC	5	5	0	0	0	0	2	1	1	1	0	60.00
			PRAKASHAM-II Average														75.18
59519	HYDERABAD	TELANGANA	NIZAMABAD	041	MATHEMATICS STD	75	75	0	0	0	1	3	6	5	25	35	83.59
59519	HYDERABAD	TELANGANA	NIZAMABAD	085	HINDI COURSE-B	76	76	0	0	0	0	1	3	32	39	1	74.64
59519	HYDERABAD	TELANGANA	NIZAMABAD	086	SCIENCE - THEORY	76	76	0	0	0	1	0	4	18	36	17	79.57

SCH CODE	REGION	STATE	JNV	SUB CODE	SUBJ NAME	APPEARED	PASSED	FAILED	ABSENT	L33	e33l40	e40l50	e50l60	e60l75	e75l90	e90a	Subj. Avg
59519	HYDERABAD	TELANGANA	NIZAMABAD	087	SOCIAL SCIENCE	76	76	0	0	0	0	0	0	3	21	52	90.86
59519	HYDERABAD	TELANGANA	NIZAMABAD	089	TELUGU - TELANGANA	76	76	0	0	0	0	0	0	6	32	38	87.43
59519	HYDERABAD	TELANGANA	NIZAMABAD	184	ENGLISH LNG & LIT.	76	76	0	0	0	0	0	1	6	49	20	84.55
59519	HYDERABAD	TELANGANA	NIZAMABAD	241	MATHEMATICS BASIC	1	1	0	0	0	0	1	0	0	0	0	46.00
			NIZAMABAD Average														78.09
59522	HYDERABAD	TELANGANA	KHAMMAM	041	MATHEMATICS STD	53	53	0	0	0	0	0	2	8	16	27	86.25
59522	HYDERABAD	TELANGANA	KHAMMAM	085	HINDI COURSE-B	3	3	0	0	0	0	0	0	1	2	0	77.00
59522	HYDERABAD	TELANGANA	KHAMMAM	086	SCIENCE - THEORY	81	81	0	0	0	1	8	12	26	32	2	68.83
59522	HYDERABAD	TELANGANA	KHAMMAM	087	SOCIAL SCIENCE	81	81	0	0	0	0	0	2	12	37	30	83.83
59522	HYDERABAD	TELANGANA	KHAMMAM	089	TELUGU - TELANGANA	79	79	0	0	0	0	0	1	4	50	24	85.67
59522	HYDERABAD	TELANGANA	KHAMMAM	184	ENGLISH LNG & LIT.	81	81	0	0	0	0	0	1	14	52	14	82.16
59522	HYDERABAD	TELANGANA	KHAMMAM	241	MATHEMATICS BASIC	28	28	0	0	0	0	2	6	6	7	7	73.36
			KHAMMAM Average														79.59
59524	HYDERABAD	TELANGANA	NALGONDA	041	MATHEMATICS STD	65	65	0	0	0	0	0	4	9	22	30	85.06
59524	HYDERABAD	TELANGANA	NALGONDA	086	SCIENCE - THEORY	78	78	0	0	0	4	5	6	26	27	10	71.58
59524	HYDERABAD	TELANGANA	NALGONDA	087	SOCIAL SCIENCE	78	78	0	0	0	0	0	0	8	26	44	87.71
59524	HYDERABAD	TELANGANA	NALGONDA	089	TELUGU - TELANGANA	78	78	0	0	0	0	0	0	11	36	31	84.86
59524	HYDERABAD	TELANGANA	NALGONDA	184	ENGLISH LNG & LIT.	78	78	0	0	0	0	0	1	4	44	29	85.60
59524	HYDERABAD	TELANGANA	NALGONDA	241	MATHEMATICS BASIC	13	13	0	0	0	0	2	1	2	3	5	75.85
			NALGONDA Average														81.78
59525	HYDERABAD	TELANGANA	ADILABAD	041	MATHEMATICS STD	56	56	0	0	0	0	0	0	6	15	35	89.54
59525	HYDERABAD	TELANGANA	ADILABAD	085	HINDI COURSE-B	84	84	0	0	0	0	1	9	20	38	16	77.54
59525	HYDERABAD	TELANGANA	ADILABAD	086	SCIENCE - THEORY	85	85	0	0	0	2	1	10	17	37	18	76.87
59525	HYDERABAD	TELANGANA	ADILABAD	087	SOCIAL SCIENCE	85	85	0	0	0	0	0	0	4	23	58	90.33
59525	HYDERABAD	TELANGANA	ADILABAD	089	TELUGU - TELANGANA	83	83	0	0	0	0	0	5	16	45	17	80.59
59525	HYDERABAD	TELANGANA	ADILABAD	184	ENGLISH LNG & LIT.	85	85	0	0	0	0	0	0	8	60	17	83.91
59525	HYDERABAD	TELANGANA	ADILABAD	241	MATHEMATICS BASIC	29	29	0	0	0	0	1	4	6	13	5	76.72
			ADILABAD Average														82.21
59526	HYDERABAD	TELANGANA	MEDAK	041	MATHEMATICS STD	65	65	0	0	0	0	1	2	10	27	25	83.43
59526	HYDERABAD	TELANGANA	MEDAK	085	HINDI COURSE-B	80	80	0	0	0	4	8	8	40	19	1	65.65
59526	HYDERABAD	TELANGANA	MEDAK	086	SCIENCE - THEORY	81	81	0	0	0	1	5	10	20	34	11	74.65
59526	HYDERABAD	TELANGANA	MEDAK	087	SOCIAL SCIENCE	81	81	0	0	0	0	1	4	23	38	15	78.31
59526	HYDERABAD	TELANGANA	MEDAK	089	TELUGU - TELANGANA	81	81	0	0	0	0	0	2	6	31	42	86.69
59526	HYDERABAD	TELANGANA	MEDAK	184	ENGLISH LNG & LIT.	81	81	0	0	0	0	1	0	14	37	29	83.56
59526	HYDERABAD	TELANGANA	MEDAK	241	MATHEMATICS BASIC	16	16	0	0	0	3	1	7	3	2	0	55.50
			MEDAK Average														75.40
59527	HYDERABAD	TELANGANA	RANGA REDDY	041	MATHEMATICS STD	68	68	0	0	0	2	3	6	10	18	29	80.60
59527	HYDERABAD	TELANGANA	RANGA REDDY	085	HINDI COURSE-B	4	4	0	0	0	0	0	0	1	1	2	80.75
59527	HYDERABAD	TELANGANA	RANGA REDDY	086	SCIENCE - THEORY	76	76	0	0	0	11	9	7	18	22	9	66.63
59527	HYDERABAD	TELANGANA	RANGA REDDY	087	SOCIAL SCIENCE	76	76	0	0	0	0	3	7	13	28	25	79.51
59527	HYDERABAD	TELANGANA	RANGA REDDY	089	TELUGU - TELANGANA	72	72	0	0	0	0	0	2	11	32	27	84.03
59527	HYDERABAD	TELANGANA	RANGA REDDY	184	ENGLISH LNG & LIT.	76	76	0	0	0	0	3	4	13	37	19	80.43
59527	HYDERABAD	TELANGANA	RANGA REDDY	241	MATHEMATICS BASIC	8	8	0	0	0	0	3	2	2	1	0	55.50
			RANGA REDDY Average														75.35
59528	HYDERABAD	TELANGANA	KARIMNAGAR	041	MATHEMATICS STD	61	61	0	0	0	0	1	0	4	14	42	89.69
59528	HYDERABAD	TELANGANA	KARIMNAGAR	085	HINDI COURSE-B	5	5	0	0	0	0	0	0	0	3	2	90.00
59528	HYDERABAD	TELANGANA	KARIMNAGAR	086	SCIENCE - THEORY	78	78	0	0	0	0	6	5	16	39	12	76.83
59528	HYDERABAD	TELANGANA	KARIMNAGAR	087	SOCIAL SCIENCE	78	78	0	0	0	0	0	0	6	24	48	89.58
59528	HYDERABAD	TELANGANA	KARIMNAGAR	089	TELUGU - TELANGANA	73	73	0	0	0	0	0	0	7	23	43	88.16
59528	HYDERABAD	TELANGANA	KARIMNAGAR	184	ENGLISH LNG & LIT.	78	78	0	0	0	0	0	1	3	47	27	86.04
59528	HYDERABAD	TELANGANA	KARIMNAGAR	241	MATHEMATICS BASIC	17	17	0	0	0	0	2	3	5	4	3	71.88

SCH CODE	REGION	STATE	JNV	SUB CODE	SUBJ NAME	APPEARED	PASSED	FAILED	ABSENT	L33	e33l40	e40l50	e50l60	e60l75	e75l90	e90a	Subj. Avg
			KARIMNAGAR Average														84.60
59531	HYDERABAD	TELANGANA	WARANGAL	041	MATHEMATICS STD	80	80	0	0	0	0	1	4	5	19	51	88.35
59531	HYDERABAD	TELANGANA	WARANGAL	085	HINDI COURSE-B	38	38	0	0	0	0	1	3	12	20	2	74.68
59531	HYDERABAD	TELANGANA	WARANGAL	086	SCIENCE - THEORY	80	80	0	0	0	1	0	6	14	36	23	79.93
59531	HYDERABAD	TELANGANA	WARANGAL	087	SOCIAL SCIENCE	80	80	0	0	0	0	0	1	8	14	57	89.30
59531	HYDERABAD	TELANGANA	WARANGAL	089	TELUGU - TELANGANA	79	79	0	0	0	0	0	0	5	17	57	90.44
59531	HYDERABAD	TELANGANA	WARANGAL	184	ENGLISH LNG & LIT.	80	80	0	0	0	0	0	0	5	31	44	88.65
			WARANGAL Average														85.23
59533	HYDERABAD	TELANGANA	MAHABOOB NAGAR	041	MATHEMATICS STD	77	77	0	0	0	0	0	1	10	28	38	86.92
59533	HYDERABAD	TELANGANA	MAHABOOB NAGAR	086	SCIENCE - THEORY	80	80	0	0	0	0	1	3	17	36	23	82.05
59533	HYDERABAD	TELANGANA	MAHABOOB NAGAR	087	SOCIAL SCIENCE	80	80	0	0	0	0	0	0	7	32	41	86.91
59533	HYDERABAD	TELANGANA	MAHABOOB NAGAR	089	TELUGU - TELANGANA	80	80	0	0	0	0	0	0	6	30	44	88.91
59533	HYDERABAD	TELANGANA	MAHABOOB NAGAR	184	ENGLISH LNG & LIT.	80	80	0	0	0	0	0	1	9	47	23	84.94
59533	HYDERABAD	TELANGANA	MAHABOOB NAGAR	241	MATHEMATICS BASIC	3	3	0	0	0	0	0	1	1	1	0	63.33
			MAHABOOB NAGAR Average														82.18
79007	HYDERABAD	KERALA	IDUKKI	012	MALAYALAM	81	81	0	0	0	0	0	1	10	35	35	86.35
79007	HYDERABAD	KERALA	IDUKKI	041	MATHEMATICS STD	79	79	0	0	0	0	6	6	18	29	20	77.29
79007	HYDERABAD	KERALA	IDUKKI	085	HINDI COURSE-B	71	71	0	0	0	0	0	0	3	20	48	90.69
79007	HYDERABAD	KERALA	IDUKKI	086	SCIENCE	81	81	0	0	0	0	5	19	21	29	7	70.86
79007	HYDERABAD	KERALA	IDUKKI	087	SOCIAL SCIENCE	81	81	0	0	0	0	0	0	12	37	32	85.54
79007	HYDERABAD	KERALA	IDUKKI	184	ENGLISH LANG & LIT	81	81	0	0	0	0	0	0	0	21	60	92.41
79007	HYDERABAD	KERALA	IDUKKI	241	MATHEMATICS BASIC	2	2	0	0	0	0	0	2	0	0	0	52.50
			IDUKKI Average														79.38
79008	HYDERABAD	KERALA	ERNAKULAM	012	MALAYALAM	84	84	0	0	0	0	0	0	0	14	70	93.82
79008	HYDERABAD	KERALA	ERNAKULAM	041	MATHEMATICS STD	65	65	0	0	0	0	0	2	9	19	35	86.15
79008	HYDERABAD	KERALA	ERNAKULAM	085	HINDI COURSE-B	84	84	0	0	0	0	0	2	12	41	29	83.93
79008	HYDERABAD	KERALA	ERNAKULAM	086	SCIENCE	84	84	0	0	0	0	0	1	15	26	42	85.74
79008	HYDERABAD	KERALA	ERNAKULAM	087	SOCIAL SCIENCE	84	84	0	0	0	0	0	0	0	9	75	94.80
79008	HYDERABAD	KERALA	ERNAKULAM	184	ENGLISH LANG & LIT	84	84	0	0	0	0	0	0	2	18	64	92.42
79008	HYDERABAD	KERALA	ERNAKULAM	241	MATHEMATICS BASIC	19	19	0	0	0	0	1	3	7	5	3	72.21
			ERNAKULAM Average														87.01
79009	HYDERABAD	KERALA	PATANAMTHITTA	012	MALAYALAM	78	78	0	0	0	0	0	0	1	17	60	92.27
79009	HYDERABAD	KERALA	PATANAMTHITTA	041	MATHEMATICS STD	55	55	0	0	0	1	1	5	17	25	6	74.24
79009	HYDERABAD	KERALA	PATANAMTHITTA	085	HINDI COURSE-B	55	55	0	0	0	0	0	0	0	20	35	90.27
79009	HYDERABAD	KERALA	PATANAMTHITTA	086	SCIENCE	78	78	0	0	0	3	6	14	26	21	8	68.83
79009	HYDERABAD	KERALA	PATANAMTHITTA	087	SOCIAL SCIENCE	78	78	0	0	0	0	0	0	5	13	60	90.72
79009	HYDERABAD	KERALA	PATANAMTHITTA	184	ENGLISH LANG & LIT	78	78	0	0	0	0	0	3	12	29	34	84.51
79009	HYDERABAD	KERALA	PATANAMTHITTA	241	MATHEMATICS BASIC	23	23	0	0	0	0	2	3	10	7	1	69.30
			PATANAMTHITTA Average														81.45
79010	HYDERABAD	KERALA	CALICUT	012	MALAYALAM	81	81	0	0	0	0	0	1	3	5	72	93.89
79010	HYDERABAD	KERALA	CALICUT	041	MATHEMATICS STD	62	62	0	0	0	0	1	5	15	23	18	78.89
79010	HYDERABAD	KERALA	CALICUT	085	HINDI COURSE-B	81	81	0	0	0	0	2	1	7	42	29	84.19
79010	HYDERABAD	KERALA	CALICUT	086	SCIENCE	81	81	0	0	0	0	4	6	23	29	19	77.51
79010	HYDERABAD	KERALA	CALICUT	087	SOCIAL SCIENCE	81	81	0	0	0	0	0	2	4	19	56	89.78
79010	HYDERABAD	KERALA	CALICUT	184	ENGLISH LANG & LIT	81	81	0	0	0	0	0	0	14	41	26	83.65
79010	HYDERABAD	KERALA	CALICUT	241	MATHEMATICS BASIC	19	19	0	0	0	0	3	6	5	5	0	63.79
			CALICUT Average														81.67
79011	HYDERABAD	KERALA	KASARGOD	012	MALAYALAM	75	75	0	0	0	0	0	0	3	18	54	90.79
79011	HYDERABAD	KERALA	KASARGOD	015	KANNADA	3	3	0	0	0	0	0	0	0	2	1	86.00
79011	HYDERABAD	KERALA	KASARGOD	041	MATHEMATICS STD	41	41	0	0	0	0	0	1	9	17	14	83.07
79011	HYDERABAD	KERALA	KASARGOD	085	HINDI COURSE-B	78	78	0	0	0	0	0	0	10	27	41	86.73

SCH CODE	REGION	STATE	JNV	SUB CODE	SUBJ NAME	APPEARED	PASSED	FAILED	ABSENT	L33	e33l40	e40l50	e50l60	e60l75	e75l90	e90a	Subj. Avg
79011	HYDERABAD	KERALA	KASARGOD	086	SCIENCE	78	78	0	0	0	1	10	14	20	27	6	68.81
79011	HYDERABAD	KERALA	KASARGOD	087	SOCIAL SCIENCE	78	78	0	0	0	0	0	0	11	25	42	86.88
79011	HYDERABAD	KERALA	KASARGOD	184	ENGLISH LANG & LIT	78	78	0	0	0	0	0	0	9	38	31	86.15
79011	HYDERABAD	KERALA	KASARGOD	241	MATHEMATICS BASIC	37	37	0	0	0	5	4	7	12	7	2	62.35
			KASARGOD Average														81.35
79012	HYDERABAD	KERALA	KOTTAYAM	012	MALAYALAM	55	55	0	0	0	0	0	0	2	16	37	90.58
79012	HYDERABAD	KERALA	KOTTAYAM	041	MATHEMATICS STD	73	73	0	0	0	4	9	12	17	25	6	67.58
79012	HYDERABAD	KERALA	KOTTAYAM	085	HINDI COURSE-B	45	45	0	0	0	0	0	0	3	21	21	86.58
79012	HYDERABAD	KERALA	KOTTAYAM	086	SCIENCE	78	78	0	0	0	5	4	8	27	28	6	70.38
79012	HYDERABAD	KERALA	KOTTAYAM	087	SOCIAL SCIENCE	78	78	0	0	0	0	0	2	5	20	51	89.22
79012	HYDERABAD	KERALA	KOTTAYAM	184	ENGLISH LANG & LIT	78	78	0	0	0	0	0	0	3	29	46	89.04
79012	HYDERABAD	KERALA	KOTTAYAM	241	MATHEMATICS BASIC	5	5	0	0	0	2	2	0	1	0	0	46.80
			KOTTAYAM Average														77.17
79013	HYDERABAD	KERALA	TRICHUR	012	MALAYALAM	79	79	0	0	0	0	0	0	2	28	49	90.70
79013	HYDERABAD	KERALA	TRICHUR	041	MATHEMATICS STD	74	74	0	0	0	6	6	9	23	21	9	68.64
79013	HYDERABAD	KERALA	TRICHUR	085	HINDI COURSE-B	79	79	0	0	0	2	2	4	25	34	12	76.22
79013	HYDERABAD	KERALA	TRICHUR	086	SCIENCE	79	79	0	0	0	4	9	12	20	26	8	68.28
79013	HYDERABAD	KERALA	TRICHUR	087	SOCIAL SCIENCE	79	79	0	0	0	0	1	4	12	24	38	83.92
79013	HYDERABAD	KERALA	TRICHUR	184	ENGLISH LANG & LIT	79	79	0	0	0	0	0	1	9	35	34	85.68
79013	HYDERABAD	KERALA	TRICHUR	241	MATHEMATICS BASIC	5	5	0	0	0	2	0	3	0	0	0	44.80
			TRICHUR Average														74.03
79014	HYDERABAD	KERALA	PALAKKAD	012	MALAYALAM	74	74	0	0	0	0	0	0	3	22	49	90.18
79014	HYDERABAD	KERALA	PALAKKAD	041	MATHEMATICS STD	71	71	0	0	0	5	11	9	19	20	7	65.52
79014	HYDERABAD	KERALA	PALAKKAD	085	HINDI COURSE-B	76	76	0	0	0	0	0	2	14	38	22	82.93
79014	HYDERABAD	KERALA	PALAKKAD	086	SCIENCE	76	76	0	0	0	1	8	8	21	31	7	71.36
79014	HYDERABAD	KERALA	PALAKKAD	087	SOCIAL SCIENCE	76	76	0	0	0	0	0	4	4	22	46	88.29
79014	HYDERABAD	KERALA	PALAKKAD	184	ENGLISH LANG & LIT	76	76	0	0	0	0	0	0	2	31	43	88.71
79014	HYDERABAD	KERALA	PALAKKAD	241	MATHEMATICS BASIC	5	5	0	0	0	0	3	0	2	0	0	53.60
			PALAKKAD Average														77.23
79015	HYDERABAD	KERALA	MALLAPURAM	012	MALAYALAM	76	76	0	0	0	0	0	0	2	6	68	94.38
79015	HYDERABAD	KERALA	MALLAPURAM	041	MATHEMATICS STD	66	66	0	0	0	0	4	8	16	28	10	75.14
79015	HYDERABAD	KERALA	MALLAPURAM	085	HINDI COURSE-B	76	76	0	0	0	0	2	1	11	36	26	83.00
79015	HYDERABAD	KERALA	MALLAPURAM	086	SCIENCE	76	76	0	0	0	2	7	6	20	31	10	72.32
79015	HYDERABAD	KERALA	MALLAPURAM	087	SOCIAL SCIENCE	76	76	0	0	0	0	0	0	7	19	50	89.64
79015	HYDERABAD	KERALA	MALLAPURAM	184	ENGLISH LANG & LIT	76	76	0	0	0	0	0	1	11	33	31	84.96
79015	HYDERABAD	KERALA	MALLAPURAM	241	MATHEMATICS BASIC	10	10	0	0	0	0	2	4	2	2	0	58.70
			MALLAPURAM Average														79.73
79016	HYDERABAD	KERALA	CANNANORE	012	MALAYALAM	79	79	0	0	0	0	0	0	2	12	65	93.54
79016	HYDERABAD	KERALA	CANNANORE	041	MATHEMATICS STD	65	65	0	0	0	0	3	3	13	32	14	80.17
79016	HYDERABAD	KERALA	CANNANORE	085	HINDI COURSE-B	79	79	0	0	0	0	0	1	6	19	53	89.23
79016	HYDERABAD	KERALA	CANNANORE	086	SCIENCE	79	79	0	0	0	2	8	4	13	33	19	76.61
79016	HYDERABAD	KERALA	CANNANORE	087	SOCIAL SCIENCE	79	79	0	0	0	0	0	10	25	30	14	76.72
79016	HYDERABAD	KERALA	CANNANORE	184	ENGLISH LANG & LIT	79	79	0	0	0	0	0	1	10	36	32	85.24
79016	HYDERABAD	KERALA	CANNANORE	241	MATHEMATICS BASIC	14	14	0	0	0	0	4	6	3	1	0	55.14
			CANNANORE Average														79.52
79017	HYDERABAD	KERALA	ALLEPPY	012	MALAYALAM	77	77	0	0	0	0	0	0	0	8	69	95.14
79017	HYDERABAD	KERALA	ALLEPPY	041	MATHEMATICS STD	69	69	0	0	0	1	3	9	25	23	8	71.91
79017	HYDERABAD	KERALA	ALLEPPY	085	HINDI COURSE-B	74	74	0	0	0	0	0	1	10	29	34	85.03
79017	HYDERABAD	KERALA	ALLEPPY	086	SCIENCE	78	78	0	0	0	0	5	14	23	25	11	72.37
79017	HYDERABAD	KERALA	ALLEPPY	087	SOCIAL SCIENCE	78	78	0	0	0	0	0	1	5	20	52	89.95
79017	HYDERABAD	KERALA	ALLEPPY	184	ENGLISH LANG & LIT	78	78	0	0	0	0	0	1	4	28	45	89.22

SCH CODE	REGION	STATE	JNV	SUB CODE	SUBJ NAME	APPEARED	PASSED	FAILED	ABSENT	L33	e33l40	e40l50	e50l60	e60l75	e75l90	e90a	Subj. Avg
79017	HYDERABAD	KERALA	ALLEPPY	241	MATHEMATICS BASIC	9	9	0	0	0	0	1	3	3	2	0	65.67
			ALLEPPY Average														81.33
79018	HYDERABAD	KERALA	KOLLAM	012	MALAYALAM	78	78	0	0	0	0	0	1	1	29	47	90.68
79018	HYDERABAD	KERALA	KOLLAM	041	MATHEMATICS STD	69	69	0	0	0	1	1	2	8	27	30	83.90
79018	HYDERABAD	KERALA	KOLLAM	085	HINDI COURSE-B	67	67	0	0	0	0	2	0	8	26	31	84.91
79018	HYDERABAD	KERALA	KOLLAM	086	SCIENCE	79	79	0	0	0	4	10	10	19	25	11	70.19
79018	HYDERABAD	KERALA	KOLLAM	087	SOCIAL SCIENCE	79	79	0	0	0	0	0	0	12	17	50	87.82
79018	HYDERABAD	KERALA	KOLLAM	184	ENGLISH LANG & LIT	79	79	0	0	0	1	1	0	8	43	26	84.13
79018	HYDERABAD	KERALA	KOLLAM	241	MATHEMATICS BASIC	10	10	0	0	0	1	0	4	2	3	0	62.40
			KOLLAM Average														80.58
79019	HYDERABAD	KERALA	TRIVENDRAM	012	MALAYALAM	76	76	0	0	0	0	0	1	8	30	37	87.07
79019	HYDERABAD	KERALA	TRIVENDRAM	041	MATHEMATICS STD	66	66	0	0	0	0	1	2	17	24	22	81.64
79019	HYDERABAD	KERALA	TRIVENDRAM	085	HINDI COURSE-B	73	73	0	0	0	0	0	0	5	30	38	88.25
79019	HYDERABAD	KERALA	TRIVENDRAM	086	SCIENCE	79	79	0	0	0	0	2	11	18	36	12	75.19
79019	HYDERABAD	KERALA	TRIVENDRAM	087	SOCIAL SCIENCE	79	79	0	0	0	0	0	0	4	18	57	89.94
79019	HYDERABAD	KERALA	TRIVENDRAM	184	ENGLISH LANG & LIT	79	79	0	0	0	0	0	0	4	35	40	88.38
79019	HYDERABAD	KERALA	TRIVENDRAM	241	MATHEMATICS BASIC	13	13	0	0	0	1	2	3	4	3	0	60.38
			TRIVENDRAM Average														81.55
79020	HYDERABAD	KERALA	WYNAD	012	MALAYALAM	80	80	0	0	0	0	0	1	1	15	63	92.69
79020	HYDERABAD	KERALA	WYNAD	041	MATHEMATICS STD	65	65	0	0	0	5	3	6	16	21	14	72.94
79020	HYDERABAD	KERALA	WYNAD	085	HINDI COURSE-B	80	80	0	0	0	0	1	2	11	26	40	85.55
79020	HYDERABAD	KERALA	WYNAD	086	SCIENCE	80	80	0	0	0	8	8	8	26	22	8	67.16
79020	HYDERABAD	KERALA	WYNAD	087	SOCIAL SCIENCE	80	80	0	0	0	0	0	6	7	13	54	87.74
79020	HYDERABAD	KERALA	WYNAD	184	ENGLISH LANG & LIT	80	80	0	0	0	0	2	4	6	27	41	84.99
79020	HYDERABAD	KERALA	WYNAD	241	MATHEMATICS BASIC	15	14	1	0	0	7	3	1	3	0	0	45.07
			WYNAD Average														76.59
79901	HYDERABAD	UT	MINYCOY	012	MALAYALAM	10	10	0	0	0	0	0	0	1	8	1	82.50
79901	HYDERABAD	UT	MINYCOY	041	MATHEMATICS STD	12	12	0	0	0	7	3	1	1	0	0	41.83
79901	HYDERABAD	UT	MINYCOY	085	HINDI COURSE-B	15	15	0	0	0	0	1	0	5	7	2	76.40
79901	HYDERABAD	UT	MINYCOY	086	SCIENCE	25	25	0	0	0	1	4	12	7	0	1	56.16
79901	HYDERABAD	UT	MINYCOY	087	SOCIAL SCIENCE	25	25	0	0	0	0	1	5	10	3	6	71.08
79901	HYDERABAD	UT	MINYCOY	184	ENGLISH LANG & LIT	25	25	0	0	0	0	0	1	12	9	3	75.00
79901	HYDERABAD	UT	MINYCOY	241	MATHEMATICS BASIC	13	13	0	0	0	10	3	0	0	0	0	36.62
			MINYCOY Average														62.80
14054	JAIPUR	RAJASTHAN	AJMER	002	HINDI COURSE-A	81	81	0	0	0	0	0	0	2	31	48	90.07
14054	JAIPUR	RAJASTHAN	AJMER	041	MATHEMATICS STD	45	45	0	0	0	0	0	2	7	11	25	86.22
14054	JAIPUR	RAJASTHAN	AJMER	086	SCIENCE - THEORY	81	81	0	0	0	1	6	6	19	35	14	74.53
14054	JAIPUR	RAJASTHAN	AJMER	087	SOCIAL SCIENCE	81	81	0	0	0	0	0	0	1	22	58	90.58
14054	JAIPUR	RAJASTHAN	AJMER	184	ENGLISH LNG & LIT.	81	81	0	0	0	0	0	3	39	38	1	72.88
14054	JAIPUR	RAJASTHAN	AJMER	241	MATHEMATICS BASIC	36	36	0	0	0	3	4	3	9	9	8	70.28
			AJMER Average														80.76
14055	JAIPUR	RAJASTHAN	ALWAR	002	HINDI COURSE-A	72	72	0	0	0	0	0	0	7	41	24	85.40
14055	JAIPUR	RAJASTHAN	ALWAR	041	MATHEMATICS STD	48	48	0	0	0	1	2	2	9	14	20	81.73
14055	JAIPUR	RAJASTHAN	ALWAR	086	SCIENCE - THEORY	72	72	0	0	0	2	2	7	18	36	7	75.24
14055	JAIPUR	RAJASTHAN	ALWAR	087	SOCIAL SCIENCE	72	72	0	0	0	0	1	0	5	24	42	88.92
14055	JAIPUR	RAJASTHAN	ALWAR	184	ENGLISH LNG & LIT.	72	72	0	0	0	0	2	4	18	43	5	76.49
14055	JAIPUR	RAJASTHAN	ALWAR	241	MATHEMATICS BASIC	24	24	0	0	0	1	3	4	6	9	1	68.17
			ALWAR Average														79.33
14056	JAIPUR	RAJASTHAN	BANSWARA-I	002	HINDI COURSE-A	69	69	0	0	0	0	0	0	4	39	26	85.78
14056	JAIPUR	RAJASTHAN	BANSWARA-I	041	MATHEMATICS STD	52	52	0	0	0	2	10	13	11	12	4	63.06
14056	JAIPUR	RAJASTHAN	BANSWARA-I	086	SCIENCE - THEORY	69	68	1	0	0	10	14	15	19	10	0	55.68

SCH CODE	REGION	STATE	JNV	SUB CODE	SUBJ NAME	APPEARED	PASSED	FAILED	ABSENT	L33	e33l40	e40l50	e50l60	e60l75	e75l90	e90a	Subj. Avg
14056	JAIPUR	RAJASTHAN	BANSWARA-I	087	SOCIAL SCIENCE	69	69	0	0	0	0	13	11	22	21	2	66.30
14056	JAIPUR	RAJASTHAN	BANSWARA-I	184	ENGLISH LNG & LIT.	69	69	0	0	0	1	16	27	15	10	0	58.20
14056	JAIPUR	RAJASTHAN	BANSWARA-I	241	MATHEMATICS BASIC	17	17	0	0	0	12	2	3	0	0	0	40.24
			BANSWARA-I Average														61.54
14057	JAIPUR	RAJASTHAN	BARAN	002	HINDI COURSE-A	78	78	0	0	0	0	0	0	2	24	52	90.08
14057	JAIPUR	RAJASTHAN	BARAN	041	MATHEMATICS STD	78	78	0	0	0	2	4	11	15	20	26	76.19
14057	JAIPUR	RAJASTHAN	BARAN	086	SCIENCE - THEORY	78	78	0	0	0	4	7	11	26	22	8	68.73
14057	JAIPUR	RAJASTHAN	BARAN	087	SOCIAL SCIENCE	78	78	0	0	0	0	1	1	1	17	58	90.90
14057	JAIPUR	RAJASTHAN	BARAN	184	ENGLISH LNG & LIT.	78	78	0	0	0	0	2	8	30	32	6	73.74
			BARAN Average														79.93
14058	JAIPUR	RAJASTHAN	BARMER	002	HINDI COURSE-A	76	76	0	0	0	0	0	0	1	28	47	89.96
14058	JAIPUR	RAJASTHAN	BARMER	041	MATHEMATICS STD	72	72	0	0	0	5	4	3	9	25	26	79.06
14058	JAIPUR	RAJASTHAN	BARMER	086	SCIENCE - THEORY	76	76	0	0	0	14	6	8	22	19	7	64.62
14058	JAIPUR	RAJASTHAN	BARMER	087	SOCIAL SCIENCE	76	76	0	0	0	0	0	0	1	10	65	93.43
14058	JAIPUR	RAJASTHAN	BARMER	184	ENGLISH LNG & LIT.	76	76	0	0	0	0	1	4	24	31	16	78.42
14058	JAIPUR	RAJASTHAN	BARMER	241	MATHEMATICS BASIC	4	3	1	0	0	1	1	1	0	0	0	38.75
			BARMER Average														74.04
14059	JAIPUR	RAJASTHAN	BHILWARA	002	HINDI COURSE-A	81	81	0	0	0	0	0	0	3	30	48	88.78
14059	JAIPUR	RAJASTHAN	BHILWARA	041	MATHEMATICS STD	36	36	0	0	0	0	0	1	3	12	20	87.06
14059	JAIPUR	RAJASTHAN	BHILWARA	086	SCIENCE - THEORY	81	81	0	0	0	7	8	12	11	35	8	69.16
14059	JAIPUR	RAJASTHAN	BHILWARA	087	SOCIAL SCIENCE	81	81	0	0	0	0	0	0	0	8	73	93.77
14059	JAIPUR	RAJASTHAN	BHILWARA	184	ENGLISH LNG & LIT.	81	81	0	0	0	0	0	9	28	35	9	76.21
14059	JAIPUR	RAJASTHAN	BHILWARA	241	MATHEMATICS BASIC	45	45	0	0	0	0	5	11	10	16	3	69.53
			BHILWARA Average														80.75
14060	JAIPUR	RAJASTHAN	BIKANER	002	HINDI COURSE-A	77	77	0	0	0	0	0	0	0	18	59	91.58
14060	JAIPUR	RAJASTHAN	BIKANER	041	MATHEMATICS STD	77	77	0	0	0	2	6	8	11	23	27	77.83
14060	JAIPUR	RAJASTHAN	BIKANER	086	SCIENCE - THEORY	77	77	0	0	0	4	4	4	22	32	11	73.62
14060	JAIPUR	RAJASTHAN	BIKANER	087	SOCIAL SCIENCE	77	77	0	0	0	0	0	1	6	27	43	88.14
14060	JAIPUR	RAJASTHAN	BIKANER	184	ENGLISH LNG & LIT.	77	77	0	0	0	2	2	5	17	44	7	74.65
			BIKANER Average														81.16
14061	JAIPUR	RAJASTHAN	BUNDI	002	HINDI COURSE-A	74	74	0	0	0	0	0	1	4	19	50	88.91
14061	JAIPUR	RAJASTHAN	BUNDI	041	MATHEMATICS STD	26	26	0	0	0	0	2	1	3	7	13	83.46
14061	JAIPUR	RAJASTHAN	BUNDI	086	SCIENCE - THEORY	74	73	1	0	0	7	10	10	17	24	5	65.05
14061	JAIPUR	RAJASTHAN	BUNDI	087	SOCIAL SCIENCE	74	74	0	0	0	0	4	4	10	23	33	82.57
14061	JAIPUR	RAJASTHAN	BUNDI	184	ENGLISH LNG & LIT.	74	74	0	0	0	3	9	17	25	20	0	63.82
14061	JAIPUR	RAJASTHAN	BUNDI	241	MATHEMATICS BASIC	48	48	0	0	0	6	3	3	11	15	10	71.10
			BUNDI Average														75.82
14062	JAIPUR	RAJASTHAN	CHITTORGARH	002	HINDI COURSE-A	69	69	0	0	0	0	0	0	4	41	24	86.67
14062	JAIPUR	RAJASTHAN	CHITTORGARH	041	MATHEMATICS STD	69	69	0	0	0	0	0	1	8	43	17	82.96
14062	JAIPUR	RAJASTHAN	CHITTORGARH	086	SCIENCE - THEORY	69	69	0	0	0	2	14	23	29	1	0	57.43
14062	JAIPUR	RAJASTHAN	CHITTORGARH	087	SOCIAL SCIENCE	69	69	0	0	0	0	0	3	24	25	17	78.03
14062	JAIPUR	RAJASTHAN	CHITTORGARH	184	ENGLISH LNG & LIT.	69	69	0	0	0	0	0	2	33	28	6	75.68
			CHITTORGARH Average														76.15
14063	JAIPUR	RAJASTHAN	CHURU	002	HINDI COURSE-A	70	70	0	0	0	0	0	4	6	37	23	83.49
14063	JAIPUR	RAJASTHAN	CHURU	041	MATHEMATICS STD	46	46	0	0	0	0	5	1	8	13	19	80.72
14063	JAIPUR	RAJASTHAN	CHURU	086	SCIENCE - THEORY	70	70	0	0	0	6	10	14	17	20	3	63.94
14063	JAIPUR	RAJASTHAN	CHURU	087	SOCIAL SCIENCE	70	70	0	0	0	0	1	6	15	36	12	78.16
14063	JAIPUR	RAJASTHAN	CHURU	184	ENGLISH LNG & LIT.	69	68	1	1	0	5	7	10	29	16	1	64.22
14063	JAIPUR	RAJASTHAN	CHURU	241	MATHEMATICS BASIC	24	24	0	0	0	6	2	1	8	6	1	60.75
			CHURU Average														71.88
14064	JAIPUR	RAJASTHAN	DAUSA	002	HINDI COURSE-A	76	76	0	0	0	0	0	0	2	19	55	90.20

SCH CODE	REGION	STATE	JNV	SUB CODE	SUBJ NAME	APPEARED	PASSED	FAILED	ABSENT	L33	e33l40	e40l50	e50l60	e60l75	e75l90	e90a	Subj. Avg
14064	JAIPUR	RAJASTHAN	DAUSA	041	MATHEMATICS STD	42	42	0	0	0	0	0	1	5	11	25	88.38
14064	JAIPUR	RAJASTHAN	DAUSA	086	SCIENCE - THEORY	76	76	0	0	0	2	8	15	24	23	4	67.80
14064	JAIPUR	RAJASTHAN	DAUSA	087	SOCIAL SCIENCE	76	76	0	0	0	0	0	2	8	34	32	85.05
14064	JAIPUR	RAJASTHAN	DAUSA	184	ENGLISH LNG & LIT.	76	76	0	0	0	0	5	9	28	28	6	71.14
14064	JAIPUR	RAJASTHAN	DAUSA	241	MATHEMATICS BASIC	34	34	0	0	0	0	3	2	11	11	7	75.71
			DAUSA Average														79.71
14065	JAIPUR	RAJASTHAN	DUNGARPUR	002	HINDI COURSE-A	71	71	0	0	0	0	1	0	13	46	11	80.34
14065	JAIPUR	RAJASTHAN	DUNGARPUR	041	MATHEMATICS STD	58	58	0	0	0	2	5	10	9	20	12	73.14
14065	JAIPUR	RAJASTHAN	DUNGARPUR	086	SCIENCE - THEORY	71	70	1	0	0	16	11	14	14	13	2	56.20
14065	JAIPUR	RAJASTHAN	DUNGARPUR	087	SOCIAL SCIENCE	71	71	0	0	0	0	0	10	28	26	7	73.31
14065	JAIPUR	RAJASTHAN	DUNGARPUR	184	ENGLISH LNG & LIT.	71	71	0	0	0	2	7	9	29	23	1	67.62
14065	JAIPUR	RAJASTHAN	DUNGARPUR	241	MATHEMATICS BASIC	13	13	0	0	0	5	3	4	1	0	0	46.69
			DUNGARPUR Average														66.22
14066	JAIPUR	RAJASTHAN	JHALAWAR	002	HINDI COURSE-A	79	79	0	0	0	0	0	0	5	47	27	85.47
14066	JAIPUR	RAJASTHAN	JHALAWAR	041	MATHEMATICS STD	29	29	0	0	0	0	0	0	2	8	19	89.97
14066	JAIPUR	RAJASTHAN	JHALAWAR	086	SCIENCE - THEORY	79	79	0	0	0	12	15	16	19	15	2	58.63
14066	JAIPUR	RAJASTHAN	JHALAWAR	087	SOCIAL SCIENCE	79	79	0	0	0	0	0	2	14	29	34	83.77
14066	JAIPUR	RAJASTHAN	JHALAWAR	184	ENGLISH LNG & LIT.	79	79	0	0	0	0	0	8	19	37	15	78.13
14066	JAIPUR	RAJASTHAN	JHALAWAR	241	MATHEMATICS BASIC	50	50	0	0	0	0	6	11	12	14	7	69.74
			JHALAWAR Average														77.62
14067	JAIPUR	RAJASTHAN	JALORE	002	HINDI COURSE-A	80	80	0	0	0	1	0	2	14	44	19	81.08
14067	JAIPUR	RAJASTHAN	JALORE	041	MATHEMATICS STD	27	27	0	0	0	0	1	3	5	7	11	81.26
14067	JAIPUR	RAJASTHAN	JALORE	086	SCIENCE - THEORY	80	79	1	0	0	15	9	18	18	18	1	58.70
14067	JAIPUR	RAJASTHAN	JALORE	087	SOCIAL SCIENCE	80	80	0	0	0	3	3	11	15	29	19	75.89
14067	JAIPUR	RAJASTHAN	JALORE	184	ENGLISH LNG & LIT.	80	79	1	0	0	6	3	23	33	12	2	62.29
14067	JAIPUR	RAJASTHAN	JALORE	241	MATHEMATICS BASIC	53	50	3	0	0	5	8	12	12	8	5	59.68
			JALORE Average														69.82
14068	JAIPUR	RAJASTHAN	JAISALMER	002	HINDI COURSE-A	82	82	0	0	0	0	1	2	19	48	12	78.43
14068	JAIPUR	RAJASTHAN	JAISALMER	041	MATHEMATICS STD	82	82	0	0	0	1	4	12	26	22	17	74.37
14068	JAIPUR	RAJASTHAN	JAISALMER	086	SCIENCE - THEORY	82	82	0	0	0	0	12	23	14	27	6	67.06
14068	JAIPUR	RAJASTHAN	JAISALMER	087	SOCIAL SCIENCE	82	82	0	0	0	0	0	14	47	15	6	70.00
14068	JAIPUR	RAJASTHAN	JAISALMER	184	ENGLISH LNG & LIT.	82	82	0	0	0	0	5	16	38	21	2	67.48
			JAISALMER Average														71.47
14069	JAIPUR	RAJASTHAN	JAIPUR	002	HINDI COURSE-A	83	83	0	0	0	0	0	0	5	29	49	89.17
14069	JAIPUR	RAJASTHAN	JAIPUR	041	MATHEMATICS STD	45	45	0	0	0	0	0	3	8	10	24	84.96
14069	JAIPUR	RAJASTHAN	JAIPUR	086	SCIENCE - THEORY	83	83	0	0	0	3	5	13	24	32	6	69.70
14069	JAIPUR	RAJASTHAN	JAIPUR	087	SOCIAL SCIENCE	83	83	0	0	0	0	1	2	11	24	45	85.19
14069	JAIPUR	RAJASTHAN	JAIPUR	184	ENGLISH LNG & LIT.	83	83	0	0	0	2	5	13	46	15	2	66.60
14069	JAIPUR	RAJASTHAN	JAIPUR	241	MATHEMATICS BASIC	38	38	0	0	0	0	2	3	7	18	8	78.29
			JAIPUR Average														78.99
14070	JAIPUR	RAJASTHAN	JHUNJHUNU	002	HINDI COURSE-A	67	67	0	0	0	0	0	0	2	29	36	88.36
14070	JAIPUR	RAJASTHAN	JHUNJHUNU	041	MATHEMATICS STD	49	49	0	0	0	0	0	3	10	16	20	83.10
14070	JAIPUR	RAJASTHAN	JHUNJHUNU	086	SCIENCE - THEORY	67	67	0	0	0	2	11	5	20	20	9	69.69
14070	JAIPUR	RAJASTHAN	JHUNJHUNU	087	SOCIAL SCIENCE	67	67	0	0	0	0	0	0	3	21	43	89.34
14070	JAIPUR	RAJASTHAN	JHUNJHUNU	184	ENGLISH LNG & LIT.	67	67	0	0	0	0	3	9	25	24	6	72.90
14070	JAIPUR	RAJASTHAN	JHUNJHUNU	241	MATHEMATICS BASIC	18	18	0	0	0	1	3	4	5	4	1	62.89
			JHUNJHUNU Average														77.71
14071	JAIPUR	RAJASTHAN	JODHPUR	002	HINDI COURSE-A	77	77	0	0	0	0	0	0	5	36	36	87.84
14071	JAIPUR	RAJASTHAN	JODHPUR	041	MATHEMATICS STD	77	77	0	0	0	1	5	7	14	24	26	79.16
14071	JAIPUR	RAJASTHAN	JODHPUR	086	SCIENCE - THEORY	77	77	0	0	0	2	12	9	27	19	8	67.64
14071	JAIPUR	RAJASTHAN	JODHPUR	087	SOCIAL SCIENCE	77	77	0	0	0	0	1	11	27	34	4	72.25

SCH CODE	REGION	STATE	JNV	SUB CODE	SUBJ NAME	APPEARED	PASSED	FAILED	ABSENT	L33	e33l40	e40l50	e50l60	e60l75	e75l90	e90a	Subj. Avg
14071	JAIPUR	RAJASTHAN	JODHPUR	184	ENGLISH LNG & LIT.	77	77	0	0	0	0	1	9	22	43	2	74.62
			JODHPUR Average														76.30
14072	JAIPUR	RAJASTHAN	KOTA	002	HINDI COURSE-A	75	75	0	0	0	0	0	0	3	49	23	85.85
14072	JAIPUR	RAJASTHAN	KOTA	041	MATHEMATICS STD	20	20	0	0	0	0	1	0	1	5	13	89.20
14072	JAIPUR	RAJASTHAN	KOTA	086	SCIENCE - THEORY	75	75	0	0	0	3	10	10	15	27	10	69.88
14072	JAIPUR	RAJASTHAN	KOTA	087	SOCIAL SCIENCE	75	75	0	0	0	0	0	2	4	17	52	90.00
14072	JAIPUR	RAJASTHAN	KOTA	184	ENGLISH LNG & LIT.	75	75	0	0	0	0	1	3	35	36	0	73.93
14072	JAIPUR	RAJASTHAN	KOTA	241	MATHEMATICS BASIC	55	55	0	0	0	1	3	6	11	16	18	77.62
			KOTA Average														81.08
14073	JAIPUR	RAJASTHAN	DHOLPUR	002	HINDI COURSE-A	75	75	0	0	0	0	0	0	5	34	36	87.09
14073	JAIPUR	RAJASTHAN	DHOLPUR	041	MATHEMATICS STD	38	38	0	0	0	0	2	1	7	10	18	83.61
14073	JAIPUR	RAJASTHAN	DHOLPUR	086	SCIENCE - THEORY	75	75	0	0	0	6	7	9	16	26	11	70.44
14073	JAIPUR	RAJASTHAN	DHOLPUR	087	SOCIAL SCIENCE	75	75	0	0	0	0	0	3	7	19	46	86.85
14073	JAIPUR	RAJASTHAN	DHOLPUR	184	ENGLISH LNG & LIT.	75	75	0	0	0	1	4	4	21	29	16	76.89
14073	JAIPUR	RAJASTHAN	DHOLPUR	241	MATHEMATICS BASIC	37	37	0	0	0	4	5	6	12	8	2	62.81
			DHOLPUR Average														77.95
14074	JAIPUR	RAJASTHAN	NAGAUR	002	HINDI COURSE-A	76	76	0	0	0	0	0	0	4	30	42	88.13
14074	JAIPUR	RAJASTHAN	NAGAUR	041	MATHEMATICS STD	57	57	0	0	0	1	0	1	5	23	27	86.02
14074	JAIPUR	RAJASTHAN	NAGAUR	086	SCIENCE - THEORY	76	75	1	0	0	4	5	16	35	15	0	63.37
14074	JAIPUR	RAJASTHAN	NAGAUR	087	SOCIAL SCIENCE	76	76	0	0	0	0	0	2	7	22	45	87.51
14074	JAIPUR	RAJASTHAN	NAGAUR	184	ENGLISH LNG & LIT.	76	76	0	0	0	2	4	10	39	21	0	67.68
14074	JAIPUR	RAJASTHAN	NAGAUR	241	MATHEMATICS BASIC	19	19	0	0	0	1	1	0	3	10	4	77.53
			NAGAUR Average														78.37
14075	JAIPUR	RAJASTHAN	PALI	002	HINDI COURSE-A	76	76	0	0	0	0	0	1	19	40	16	81.36
14075	JAIPUR	RAJASTHAN	PALI	041	MATHEMATICS STD	45	45	0	0	0	1	2	7	10	12	13	76.07
14075	JAIPUR	RAJASTHAN	PALI	086	SCIENCE - THEORY	76	76	0	0	0	4	16	16	21	19	0	61.63
14075	JAIPUR	RAJASTHAN	PALI	087	SOCIAL SCIENCE	76	76	0	0	0	0	0	7	21	34	14	77.39
14075	JAIPUR	RAJASTHAN	PALI	184	ENGLISH LNG & LIT.	76	76	0	0	0	0	2	10	38	21	5	69.72
14075	JAIPUR	RAJASTHAN	PALI	241	MATHEMATICS BASIC	31	31	0	0	0	0	5	13	7	5	1	61.61
			PALI Average														71.30
14076	JAIPUR	RAJASTHAN	RAJSAMAND	002	HINDI COURSE-A	75	75	0	0	0	0	0	0	1	20	54	91.12
14076	JAIPUR	RAJASTHAN	RAJSAMAND	041	MATHEMATICS STD	65	65	0	0	0	0	1	8	13	17	26	80.78
14076	JAIPUR	RAJASTHAN	RAJSAMAND	086	SCIENCE - THEORY	75	75	0	0	0	1	8	9	22	31	4	70.09
14076	JAIPUR	RAJASTHAN	RAJSAMAND	087	SOCIAL SCIENCE	75	75	0	0	0	0	0	0	1	9	65	93.81
14076	JAIPUR	RAJASTHAN	RAJSAMAND	184	ENGLISH LNG & LIT.	75	75	0	0	0	0	4	8	38	24	1	70.04
14076	JAIPUR	RAJASTHAN	RAJSAMAND	241	MATHEMATICS BASIC	10	10	0	0	0	1	2	4	2	1	0	55.60
			RAJSAMAND Average														76.91
14077	JAIPUR	RAJASTHAN	SRI GANGANAGAR	002	HINDI COURSE-A	68	68	0	0	0	0	0	3	21	29	15	79.51
14077	JAIPUR	RAJASTHAN	SRI GANGANAGAR	041	MATHEMATICS STD	40	40	0	0	0	1	2	7	7	13	10	74.35
14077	JAIPUR	RAJASTHAN	SRI GANGANAGAR	086	SCIENCE - THEORY	68	68	0	0	0	5	20	12	20	10	1	57.60
14077	JAIPUR	RAJASTHAN	SRI GANGANAGAR	087	SOCIAL SCIENCE	68	68	0	0	0	0	3	10	27	21	7	71.59
14077	JAIPUR	RAJASTHAN	SRI GANGANAGAR	184	ENGLISH LNG & LIT.	68	68	0	0	0	0	19	13	20	16	0	62.46
14077	JAIPUR	RAJASTHAN	SRI GANGANAGAR	241	MATHEMATICS BASIC	28	28	0	0	0	3	6	12	5	2	0	53.75
			SRI GANGANAGAR Average														66.54
14078	JAIPUR	RAJASTHAN	SIKAR	002	HINDI COURSE-A	79	79	0	0	0	0	1	0	6	50	22	83.91
14078	JAIPUR	RAJASTHAN	SIKAR	041	MATHEMATICS STD	79	78	1	0	0	2	9	7	16	22	22	74.68
14078	JAIPUR	RAJASTHAN	SIKAR	086	SCIENCE - THEORY	79	79	0	0	0	13	6	15	26	15	4	61.08
14078	JAIPUR	RAJASTHAN	SIKAR	087	SOCIAL SCIENCE	79	79	0	0	0	0	0	3	12	28	36	84.75
14078	JAIPUR	RAJASTHAN	SIKAR	184	ENGLISH LNG & LIT.	79	79	0	0	0	1	5	8	30	29	6	71.75
			SIKAR Average														75.23
14079	JAIPUR	RAJASTHAN	SIROHI	002	HINDI COURSE-A	77	77	0	0	0	0	0	1	6	40	30	85.86

SCH CODE	REGION	STATE	JNV	SUB CODE	SUBJ NAME	APPEARED	PASSED	FAILED	ABSENT	L33	e33l40	e40l50	e50l60	e60l75	e75l90	e90a	Subj. Avg
14079	JAIPUR	RAJASTHAN	SIROHI	041	MATHEMATICS STD	31	31	0	0	0	1	0	0	1	12	17	88.29
14079	JAIPUR	RAJASTHAN	SIROHI	086	SCIENCE - THEORY	77	76	1	0	0	16	14	15	25	6	0	53.66
14079	JAIPUR	RAJASTHAN	SIROHI	087	SOCIAL SCIENCE	77	77	0	0	0	0	0	0	0	26	51	91.01
14079	JAIPUR	RAJASTHAN	SIROHI	184	ENGLISH LNG & LIT.	77	77	0	0	0	2	4	14	32	23	2	67.43
14079	JAIPUR	RAJASTHAN	SIROHI	241	MATHEMATICS BASIC	46	46	0	0	0	0	5	9	8	12	12	73.07
			SIROHI Average														76.55
14080	JAIPUR	RAJASTHAN	SAWAI MADHOPUR	002	HINDI COURSE-A	70	70	0	0	0	0	0	1	14	48	7	81.04
14080	JAIPUR	RAJASTHAN	SAWAI MADHOPUR	041	MATHEMATICS STD	50	50	0	0	0	2	4	8	11	15	10	71.78
14080	JAIPUR	RAJASTHAN	SAWAI MADHOPUR	086	SCIENCE - THEORY	70	69	1	0	0	14	10	20	17	8	0	54.67
14080	JAIPUR	RAJASTHAN	SAWAI MADHOPUR	087	SOCIAL SCIENCE	70	70	0	0	0	0	0	1	15	33	21	82.81
14080	JAIPUR	RAJASTHAN	SAWAI MADHOPUR	184	ENGLISH LNG & LIT.	70	70	0	0	0	0	0	12	31	23	4	70.67
14080	JAIPUR	RAJASTHAN	SAWAI MADHOPUR	241	MATHEMATICS BASIC	20	20	0	0	0	2	6	3	5	4	0	58.40
			SAWAI MADHOPUR Average														69.90
14081	JAIPUR	RAJASTHAN	TONK	002	HINDI COURSE-A	78	78	0	0	0	0	0	0	3	25	50	90.64
14081	JAIPUR	RAJASTHAN	TONK	041	MATHEMATICS STD	55	55	0	0	0	0	0	1	10	12	32	87.25
14081	JAIPUR	RAJASTHAN	TONK	086	SCIENCE - THEORY	78	77	1	0	0	1	15	11	14	31	5	67.83
14081	JAIPUR	RAJASTHAN	TONK	087	SOCIAL SCIENCE	78	78	0	0	0	0	1	9	21	29	18	77.56
14081	JAIPUR	RAJASTHAN	TONK	184	ENGLISH LNG & LIT.	78	78	0	0	0	1	2	8	14	42	11	76.51
14081	JAIPUR	RAJASTHAN	TONK	241	MATHEMATICS BASIC	23	23	0	0	0	1	1	6	9	6	0	65.39
			TONK Average														77.53
14082	JAIPUR	RAJASTHAN	BHARATPUR	002	HINDI COURSE-A	79	79	0	0	0	0	0	1	2	18	58	91.24
14082	JAIPUR	RAJASTHAN	BHARATPUR	041	MATHEMATICS STD	50	50	0	0	0	0	4	7	8	17	14	76.80
14082	JAIPUR	RAJASTHAN	BHARATPUR	086	SCIENCE - THEORY	79	79	0	0	0	4	12	14	22	18	9	66.32
14082	JAIPUR	RAJASTHAN	BHARATPUR	087	SOCIAL SCIENCE	79	79	0	0	0	0	0	0	0	16	63	93.09
14082	JAIPUR	RAJASTHAN	BHARATPUR	184	ENGLISH LNG & LIT.	79	79	0	0	0	0	2	14	35	25	3	69.66
14082	JAIPUR	RAJASTHAN	BHARATPUR	241	MATHEMATICS BASIC	29	29	0	0	0	2	3	3	8	4	9	70.62
			BHARATPUR Average														77.96
14083	JAIPUR	RAJASTHAN	UDAIPUR	002	HINDI COURSE-A	78	78	0	0	0	0	0	0	12	48	18	83.50
14083	JAIPUR	RAJASTHAN	UDAIPUR	041	MATHEMATICS STD	55	55	0	0	0	1	0	4	7	19	24	83.78
14083	JAIPUR	RAJASTHAN	UDAIPUR	086	SCIENCE - THEORY	78	78	0	0	0	3	5	13	17	32	8	71.24
14083	JAIPUR	RAJASTHAN	UDAIPUR	087	SOCIAL SCIENCE	78	78	0	0	0	0	0	5	6	23	44	86.47
14083	JAIPUR	RAJASTHAN	UDAIPUR	184	ENGLISH LNG & LIT.	78	78	0	0	0	1	7	5	24	31	10	73.47
14083	JAIPUR	RAJASTHAN	UDAIPUR	241	MATHEMATICS BASIC	23	23	0	0	0	0	3	7	9	4	0	62.78
			UDAIPUR Average														76.87
14084	JAIPUR	RAJASTHAN	HANUMANGARH	002	HINDI COURSE-A	71	71	0	0	0	0	0	0	4	43	24	86.44
14084	JAIPUR	RAJASTHAN	HANUMANGARH	041	MATHEMATICS STD	30	30	0	0	0	0	3	2	2	11	12	81.07
14084	JAIPUR	RAJASTHAN	HANUMANGARH	086	SCIENCE - THEORY	71	71	0	0	0	6	9	22	22	11	1	59.55
14084	JAIPUR	RAJASTHAN	HANUMANGARH	087	SOCIAL SCIENCE	71	71	0	0	0	0	0	1	7	20	43	88.28
14084	JAIPUR	RAJASTHAN	HANUMANGARH	184	ENGLISH LNG & LIT.	71	71	0	0	0	0	5	6	35	22	3	69.69
14084	JAIPUR	RAJASTHAN	HANUMANGARH	241	MATHEMATICS BASIC	41	41	0	0	0	3	6	12	11	7	2	61.29
			HANUMANGARH Average														74.39
14085	JAIPUR	RAJASTHAN	KARAULI	002	HINDI COURSE-A	75	75	0	0	0	0	0	0	12	34	29	84.07
14085	JAIPUR	RAJASTHAN	KARAULI	041	MATHEMATICS STD	29	29	0	0	0	0	1	2	5	12	9	81.86
14085	JAIPUR	RAJASTHAN	KARAULI	086	SCIENCE - THEORY	75	75	0	0	0	5	16	25	18	11	0	57.00
14085	JAIPUR	RAJASTHAN	KARAULI	087	SOCIAL SCIENCE	75	75	0	0	0	0	0	1	6	24	44	88.25
14085	JAIPUR	RAJASTHAN	KARAULI	184	ENGLISH LNG & LIT.	75	75	0	0	0	0	3	16	33	22	1	68.05
14085	JAIPUR	RAJASTHAN	KARAULI	241	MATHEMATICS BASIC	46	46	0	0	0	0	1	4	26	14	1	69.39
			KARAULI Average														74.77
14086	JAIPUR	RAJASTHAN	BANSWARA-II	002	HINDI COURSE-A	32	32	0	0	0	0	0	0	3	17	12	86.84
14086	JAIPUR	RAJASTHAN	BANSWARA-II	041	MATHEMATICS STD	17	17	0	0	0	0	0	1	5	4	7	81.35
14086	JAIPUR	RAJASTHAN	BANSWARA-II	086	SCIENCE - THEORY	32	32	0	0	0	0	5	7	8	11	1	67.28

SCH CODE	REGION	STATE	JNV	SUB CODE	SUBJ NAME	APPEARED	PASSED	FAILED	ABSENT	L33	e33l40	e40l50	e50l60	e60l75	e75l90	e90a	Subj. Avg
14086	JAIPUR	RAJASTHAN	BANSWARA-II	087	SOCIAL SCIENCE	32	32	0	0	0	0	0	1	3	10	18	87.16
14086	JAIPUR	RAJASTHAN	BANSWARA-II	184	ENGLISH LNG & LIT.	32	32	0	0	0	0	2	5	12	13	0	69.63
14086	JAIPUR	RAJASTHAN	BANSWARA-II	241	MATHEMATICS BASIC	15	15	0	0	0	0	0	4	9	2	0	64.80
			BANSWARA-II Average														76.18
14087	JAIPUR	RAJASTHAN	SRI GANGANAGAR	002	HINDI COURSE-A	38	38	0	0	0	0	0	1	11	23	3	77.29
14087	JAIPUR	RAJASTHAN	SRI GANGANAGAR	041	MATHEMATICS STD	29	29	0	0	0	0	4	7	3	8	7	70.59
14087	JAIPUR	RAJASTHAN	SRI GANGANAGAR	086	SCIENCE - THEORY	38	37	1	0	0	4	3	7	10	8	5	65.13
14087	JAIPUR	RAJASTHAN	SRI GANGANAGAR	087	SOCIAL SCIENCE	38	38	0	0	0	0	1	4	10	9	14	79.37
14087	JAIPUR	RAJASTHAN	SRI GANGANAGAR	184	ENGLISH LNG & LIT.	38	38	0	0	0	1	4	4	20	8	1	66.03
14087	JAIPUR	RAJASTHAN	SRI GANGANAGAR	241	MATHEMATICS BASIC	9	9	0	0	0	0	4	1	4	0	0	55.11
			SRI GANGANAGAR Average														68.92
29030	JAIPUR	DELHI	JAFFARPURKALAN	002	HINDI COURSE-A	74	74	0	0	0	0	1	0	2	30	41	87.88
29030	JAIPUR	DELHI	JAFFARPURKALAN	041	MATHEMATICS STD	56	56	0	0	0	2	3	8	16	19	8	72.86
29030	JAIPUR	DELHI	JAFFARPURKALAN	086	SCIENCE	74	73	1	0	0	6	10	7	24	23	3	65.81
29030	JAIPUR	DELHI	JAFFARPURKALAN	087	SOCIAL SCIENCE	74	74	0	0	0	1	0	4	6	26	37	85.42
29030	JAIPUR	DELHI	JAFFARPURKALAN	184	ENGLISH LANG & LIT	74	74	0	0	0	1	0	11	23	39	0	72.59
29030	JAIPUR	DELHI	JAFFARPURKALAN	241	MATHEMATICS BASIC	18	17	1	0	0	1	5	4	4	2	1	56.06
			JAFFARPURKALAN Average														73.44
44501	JAIPUR	HARYANA	PANIPAT	002	HINDI COURSE-A	77	77	0	0	0	0	2	3	9	45	18	81.83
44501	JAIPUR	HARYANA	PANIPAT	041	MATHEMATICS STD	49	49	0	0	0	0	1	3	13	14	18	79.49
44501	JAIPUR	HARYANA	PANIPAT	086	SCIENCE - THEORY	77	75	2	0	0	9	13	17	24	10	2	58.19
44501	JAIPUR	HARYANA	PANIPAT	087	SOCIAL SCIENCE	77	77	0	0	0	2	1	10	28	25	11	72.68
44501	JAIPUR	HARYANA	PANIPAT	184	ENGLISH LNG & LIT.	77	77	0	0	0	3	2	7	29	30	6	72.64
44501	JAIPUR	HARYANA	PANIPAT	241	MATHEMATICS BASIC	28	28	0	0	0	3	3	6	7	7	2	64.14
			PANIPAT Average														71.50
44502	JAIPUR	HARYANA	JHAJJAR	002	HINDI COURSE-A	67	67	0	0	0	0	0	0	10	43	14	83.60
44502	JAIPUR	HARYANA	JHAJJAR	041	MATHEMATICS STD	31	31	0	0	0	0	1	2	8	12	8	78.94
44502	JAIPUR	HARYANA	JHAJJAR	086	SCIENCE - THEORY	67	67	0	0	0	5	9	5	20	28	0	66.84
44502	JAIPUR	HARYANA	JHAJJAR	087	SOCIAL SCIENCE	67	67	0	0	0	0	0	1	8	23	35	86.31
44502	JAIPUR	HARYANA	JHAJJAR	184	ENGLISH LNG & LIT.	67	67	0	0	0	0	0	8	20	32	7	76.37
44502	JAIPUR	HARYANA	JHAJJAR	241	MATHEMATICS BASIC	36	36	0	0	0	4	5	5	8	11	3	64.94
			JHAJJAR Average														76.17
44503	JAIPUR	HARYANA	HISSAR	002	HINDI COURSE-A	75	75	0	0	0	0	0	2	4	28	41	87.28
44503	JAIPUR	HARYANA	HISSAR	041	MATHEMATICS STD	46	46	0	0	0	0	0	5	8	11	22	83.26
44503	JAIPUR	HARYANA	HISSAR	086	SCIENCE - THEORY	75	75	0	0	0	9	6	15	22	19	4	63.89
44503	JAIPUR	HARYANA	HISSAR	087	SOCIAL SCIENCE	75	75	0	0	0	0	0	1	16	18	40	85.92
44503	JAIPUR	HARYANA	HISSAR	184	ENGLISH LNG & LIT.	75	75	0	0	0	0	1	3	17	37	17	79.16
44503	JAIPUR	HARYANA	HISSAR	241	MATHEMATICS BASIC	29	28	1	0	0	6	9	3	3	3	4	56.21
			HISSAR Average														75.95
44504	JAIPUR	HARYANA	JIND	002	HINDI COURSE-A	75	75	0	0	0	0	0	4	17	37	17	80.33
44504	JAIPUR	HARYANA	JIND	041	MATHEMATICS STD	55	55	0	0	0	1	1	3	5	21	24	84.18
44504	JAIPUR	HARYANA	JIND	086	SCIENCE - THEORY	75	73	2	0	0	8	5	10	24	24	2	64.32
44504	JAIPUR	HARYANA	JIND	087	SOCIAL SCIENCE	75	75	0	0	0	0	0	4	12	30	29	83.12
44504	JAIPUR	HARYANA	JIND	184	ENGLISH LNG & LIT.	75	75	0	0	0	2	6	14	32	21	0	64.93
44504	JAIPUR	HARYANA	JIND	241	MATHEMATICS BASIC	20	20	0	0	0	0	7	4	7	2	0	57.95
			JIND Average														72.47
44505	JAIPUR	HARYANA	SIRSA	002	HINDI COURSE-A	79	79	0	0	0	0	0	1	6	43	29	85.58
44505	JAIPUR	HARYANA	SIRSA	041	MATHEMATICS STD	38	37	1	0	0	0	3	0	8	8	18	81.34
44505	JAIPUR	HARYANA	SIRSA	086	SCIENCE - THEORY	79	78	1	0	0	7	9	20	24	17	1	61.53
44505	JAIPUR	HARYANA	SIRSA	087	SOCIAL SCIENCE	79	79	0	0	0	0	3	9	27	25	15	74.46
44505	JAIPUR	HARYANA	SIRSA	184	ENGLISH LNG & LIT.	79	79	0	0	0	0	9	12	44	11	3	66.18

SCH CODE	REGION	STATE	JNV	SUB CODE	SUBJ NAME	APPEARED	PASSED	FAILED	ABSENT	L33	e33l40	e40l50	e50l60	e60l75	e75l90	e90a	Subj. Avg
44505	JAIPUR	HARYANA	SIRSA	241	MATHEMATICS BASIC	41	41	0	0	0	2	6	5	15	11	2	65.93
			SIRSA Average														72.50
44506	JAIPUR	HARYANA	MOHINDERGARH	002	HINDI COURSE-A	73	72	1	0	0	0	0	1	20	34	17	79.86
44506	JAIPUR	HARYANA	MOHINDERGARH	041	MATHEMATICS STD	60	59	1	0	0	1	4	5	11	18	20	77.08
44506	JAIPUR	HARYANA	MOHINDERGARH	086	SCIENCE - THEORY	73	72	1	0	0	8	11	13	14	21	5	63.37
44506	JAIPUR	HARYANA	MOHINDERGARH	087	SOCIAL SCIENCE	73	72	1	0	0	1	1	14	26	24	6	71.40
44506	JAIPUR	HARYANA	MOHINDERGARH	184	ENGLISH LNG & LIT.	73	72	1	0	0	1	7	4	32	23	5	69.25
44506	JAIPUR	HARYANA	MOHINDERGARH	241	MATHEMATICS BASIC	13	13	0	0	0	3	4	2	4	0	0	50.00
			MOHINDERGARH Average														68.49
44507	JAIPUR	HARYANA	SONEPAT	002	HINDI COURSE-A	70	70	0	0	0	0	0	2	4	36	28	86.11
44507	JAIPUR	HARYANA	SONEPAT	041	MATHEMATICS STD	28	28	0	0	0	0	0	5	2	15	6	79.61
44507	JAIPUR	HARYANA	SONEPAT	086	SCIENCE - THEORY	70	68	2	0	0	23	8	17	10	10	0	51.46
44507	JAIPUR	HARYANA	SONEPAT	087	SOCIAL SCIENCE	70	70	0	0	0	0	1	9	26	26	8	73.21
44507	JAIPUR	HARYANA	SONEPAT	184	ENGLISH LNG & LIT.	70	70	0	0	0	0	11	11	19	23	6	68.41
44507	JAIPUR	HARYANA	SONEPAT	241	MATHEMATICS BASIC	42	42	0	0	0	8	12	10	5	5	2	54.48
			SONEPAT Average														68.88
44508	JAIPUR	HARYANA	KAITHAL	002	HINDI COURSE-A	68	68	0	0	0	0	0	1	11	41	15	81.81
44508	JAIPUR	HARYANA	KAITHAL	041	MATHEMATICS STD	21	21	0	0	0	0	0	0	3	10	8	84.90
44508	JAIPUR	HARYANA	KAITHAL	086	SCIENCE - THEORY	68	68	0	0	0	11	15	8	16	16	2	59.91
44508	JAIPUR	HARYANA	KAITHAL	087	SOCIAL SCIENCE	68	68	0	0	0	0	0	4	15	27	22	80.25
44508	JAIPUR	HARYANA	KAITHAL	184	ENGLISH LNG & LIT.	68	68	0	0	0	0	9	13	25	16	5	67.10
44508	JAIPUR	HARYANA	KAITHAL	241	MATHEMATICS BASIC	47	47	0	0	0	9	7	9	9	10	3	59.13
			KAITHAL Average														72.18
44509	JAIPUR	HARYANA	BHIWANI	002	HINDI COURSE-A	79	79	0	0	0	0	0	0	8	50	21	85.24
44509	JAIPUR	HARYANA	BHIWANI	041	MATHEMATICS STD	64	64	0	0	0	2	1	5	14	18	24	80.22
44509	JAIPUR	HARYANA	BHIWANI	086	SCIENCE - THEORY	79	78	1	0	0	4	5	16	29	21	3	66.16
44509	JAIPUR	HARYANA	BHIWANI	087	SOCIAL SCIENCE	79	79	0	0	0	0	1	1	9	26	42	86.08
44509	JAIPUR	HARYANA	BHIWANI	184	ENGLISH LNG & LIT.	79	79	0	0	0	0	2	2	23	36	16	77.56
44509	JAIPUR	HARYANA	BHIWANI	241	MATHEMATICS BASIC	15	15	0	0	0	2	2	3	1	7	0	62.40
			BHIWANI Average														76.28
44510	JAIPUR	HARYANA	FARIDABAD	002	HINDI COURSE-A	79	79	0	0	0	0	0	2	3	21	53	89.58
44510	JAIPUR	HARYANA	FARIDABAD	041	MATHEMATICS STD	49	49	0	0	0	1	1	5	10	13	19	80.73
44510	JAIPUR	HARYANA	FARIDABAD	086	SCIENCE - THEORY	79	75	4	0	0	14	12	8	18	20	3	58.37
44510	JAIPUR	HARYANA	FARIDABAD	087	SOCIAL SCIENCE	79	79	0	0	0	1	6	12	18	21	21	74.25
44510	JAIPUR	HARYANA	FARIDABAD	184	ENGLISH LNG & LIT.	79	78	1	0	0	1	3	7	17	33	17	77.03
44510	JAIPUR	HARYANA	FARIDABAD	241	MATHEMATICS BASIC	30	30	0	0	0	7	4	3	8	4	4	60.33
			FARIDABAD Average														73.38
44511	JAIPUR	HARYANA	KURUKSHETRA	002	HINDI COURSE-A	74	74	0	0	0	0	1	2	25	43	3	77.76
44511	JAIPUR	HARYANA	KURUKSHETRA	041	MATHEMATICS STD	45	45	0	0	0	0	0	2	6	24	13	82.82
44511	JAIPUR	HARYANA	KURUKSHETRA	086	SCIENCE - THEORY	74	74	0	0	0	5	7	16	22	22	2	65.64
44511	JAIPUR	HARYANA	KURUKSHETRA	087	SOCIAL SCIENCE	74	74	0	0	0	0	0	0	11	32	31	85.62
44511	JAIPUR	HARYANA	KURUKSHETRA	184	ENGLISH LNG & LIT.	74	74	0	0	0	0	0	3	10	56	5	79.58
44511	JAIPUR	HARYANA	KURUKSHETRA	241	MATHEMATICS BASIC	29	29	0	0	0	0	3	5	16	4	1	65.21
			KURUKSHETRA Average														76.11
44512	JAIPUR	HARYANA	REWARI	002	HINDI COURSE-A	71	71	0	0	0	0	0	0	1	26	44	89.72
44512	JAIPUR	HARYANA	REWARI	041	MATHEMATICS STD	53	53	0	0	0	0	0	4	12	13	24	84.04
44512	JAIPUR	HARYANA	REWARI	086	SCIENCE - THEORY	71	71	0	0	0	3	4	11	23	26	4	69.54
44512	JAIPUR	HARYANA	REWARI	087	SOCIAL SCIENCE	71	71	0	0	0	0	0	1	16	26	28	83.63
44512	JAIPUR	HARYANA	REWARI	184	ENGLISH LNG & LIT.	71	71	0	0	0	1	0	1	14	42	13	80.94
44512	JAIPUR	HARYANA	REWARI	241	MATHEMATICS BASIC	18	18	0	0	0	1	5	4	1	5	2	63.06
			REWARI Average														78.49

SCH CODE	REGION	STATE	JNV	SUB CODE	SUBJ NAME	APPEARED	PASSED	FAILED	ABSENT	L33	e33l40	e40l50	e50l60	e60l75	e75l90	e90a	Subj. Avg
44513	JAIPUR	HARYANA	NUH	002	HINDI COURSE-A	73	73	0	0	0	2	2	4	8	43	14	79.12
44513	JAIPUR	HARYANA	NUH	041	MATHEMATICS STD	65	65	0	0	0	4	11	7	17	17	9	67.42
44513	JAIPUR	HARYANA	NUH	086	SCIENCE - THEORY	73	72	1	0	0	8	12	7	17	22	6	65.21
44513	JAIPUR	HARYANA	NUH	087	SOCIAL SCIENCE	73	73	0	0	0	3	6	5	18	30	11	72.58
44513	JAIPUR	HARYANA	NUH	184	ENGLISH LNG & LIT.	73	73	0	0	0	3	7	17	25	16	5	66.15
44513	JAIPUR	HARYANA	NUH	241	MATHEMATICS BASIC	8	3	5	0	0	3	0	0	0	0	0	27.25
			NUH Average														62.96
44514	JAIPUR	HARYANA	PANCHKULA	002	HINDI COURSE-A	79	79	0	0	0	0	4	7	20	48	0	74.87
44514	JAIPUR	HARYANA	PANCHKULA	041	MATHEMATICS STD	41	41	0	0	0	0	0	1	10	15	15	82.49
44514	JAIPUR	HARYANA	PANCHKULA	086	SCIENCE - THEORY	79	79	0	0	0	6	10	14	26	22	1	63.28
44514	JAIPUR	HARYANA	PANCHKULA	087	SOCIAL SCIENCE	79	79	0	0	0	0	2	6	22	34	15	77.04
44514	JAIPUR	HARYANA	PANCHKULA	184	ENGLISH LNG & LIT.	79	79	0	0	0	1	2	7	29	30	10	73.61
44514	JAIPUR	HARYANA	PANCHKULA	241	MATHEMATICS BASIC	38	38	0	0	0	0	6	12	9	9	2	63.61
			PANCHKULA Average														72.48
44515	JAIPUR	HARYANA	KARNAL	002	HINDI COURSE-A	72	72	0	0	0	0	0	0	7	47	18	83.88
44515	JAIPUR	HARYANA	KARNAL	041	MATHEMATICS STD	48	48	0	0	0	0	1	1	5	14	27	86.96
44515	JAIPUR	HARYANA	KARNAL	086	SCIENCE - THEORY	72	71	1	0	0	0	4	16	24	26	1	68.17
44515	JAIPUR	HARYANA	KARNAL	087	SOCIAL SCIENCE	72	72	0	0	0	1	4	9	24	19	15	73.28
44515	JAIPUR	HARYANA	KARNAL	184	ENGLISH LNG & LIT.	72	72	0	0	0	0	3	9	29	25	6	72.43
44515	JAIPUR	HARYANA	KARNAL	241	MATHEMATICS BASIC	24	22	2	0	0	0	1	2	11	7	1	66.21
			KARNAL Average														75.16
44516	JAIPUR	HARYANA	AMBALA	002	HINDI COURSE-A	69	69	0	0	0	0	1	2	19	37	10	78.00
44516	JAIPUR	HARYANA	AMBALA	041	MATHEMATICS STD	42	42	0	0	0	1	4	6	9	10	12	73.83
44516	JAIPUR	HARYANA	AMBALA	086	SCIENCE - THEORY	69	69	0	0	0	21	13	10	18	7	0	52.41
44516	JAIPUR	HARYANA	AMBALA	087	SOCIAL SCIENCE	69	69	0	0	0	0	1	5	14	32	17	79.81
44516	JAIPUR	HARYANA	AMBALA	184	ENGLISH LNG & LIT.	69	69	0	0	0	0	6	12	23	20	8	69.99
44516	JAIPUR	HARYANA	AMBALA	241	MATHEMATICS BASIC	27	27	0	0	0	6	10	5	6	0	0	48.56
			AMBALA Average														67.10
44517	JAIPUR	HARYANA	YAMUNANAGAR	002	HINDI COURSE-A	74	74	0	0	0	0	0	0	7	37	30	86.54
44517	JAIPUR	HARYANA	YAMUNANAGAR	041	MATHEMATICS STD	36	35	1	0	0	1	5	4	10	5	10	70.64
44517	JAIPUR	HARYANA	YAMUNANAGAR	085	HINDI COURSE-B	1	1	0	0	0	0	0	0	0	1	0	86.00
44517	JAIPUR	HARYANA	YAMUNANAGAR	086	SCIENCE - THEORY	75	73	2	0	0	10	13	19	20	6	5	57.12
44517	JAIPUR	HARYANA	YAMUNANAGAR	087	SOCIAL SCIENCE	75	75	0	0	0	1	1	4	17	28	24	79.91
44517	JAIPUR	HARYANA	YAMUNANAGAR	184	ENGLISH LNG & LIT.	75	75	0	0	0	1	4	3	33	23	11	73.19
44517	JAIPUR	HARYANA	YAMUNANAGAR	241	MATHEMATICS BASIC	39	39	0	0	0	2	4	10	14	8	1	64.54
44517	JAIPUR	HARYANA	YAMUNANAGAR	413	HEALTH CARE	1	1	0	0	0	0	0	0	0	0	1	91.00
			YAMUNANAGAR Average														76.12
44518	JAIPUR	HARYANA	ROHTAK	002	HINDI COURSE-A	75	75	0	0	0	0	0	3	8	28	36	86.08
44518	JAIPUR	HARYANA	ROHTAK	041	MATHEMATICS STD	75	75	0	0	0	8	14	9	11	23	10	67.47
44518	JAIPUR	HARYANA	ROHTAK	086	SCIENCE - THEORY	75	75	0	0	0	7	15	7	26	18	2	62.17
44518	JAIPUR	HARYANA	ROHTAK	087	SOCIAL SCIENCE	75	75	0	0	0	0	2	4	20	33	16	79.20
44518	JAIPUR	HARYANA	ROHTAK	184	ENGLISH LNG & LIT.	75	75	0	0	0	0	8	11	40	15	1	66.21
			ROHTAK Average														72.23
44519	JAIPUR	HARYANA	FATEHABAD	002	HINDI COURSE-A	78	78	0	0	0	0	0	2	17	41	18	81.44
44519	JAIPUR	HARYANA	FATEHABAD	041	MATHEMATICS STD	78	78	0	0	0	7	3	9	12	19	28	76.23
44519	JAIPUR	HARYANA	FATEHABAD	086	SCIENCE - THEORY	78	77	1	0	0	10	12	10	20	23	2	63.08
44519	JAIPUR	HARYANA	FATEHABAD	087	SOCIAL SCIENCE	78	78	0	0	0	0	1	9	16	26	26	79.62
44519	JAIPUR	HARYANA	FATEHABAD	184	ENGLISH LNG & LIT.	78	78	0	0	0	3	12	12	32	17	2	64.77
			FATEHABAD Average														73.03
44520	JAIPUR	HARYANA	GURUGRAM	002	HINDI COURSE-A	70	70	0	0	0	0	0	2	10	33	25	83.76
44520	JAIPUR	HARYANA	GURUGRAM	041	MATHEMATICS STD	69	69	0	0	0	1	6	10	16	15	21	74.93

SCH CODE	REGION	STATE	JNV	SUB CODE	SUBJ NAME	APPEARED	PASSED	FAILED	ABSENT	L33	e33l40	e40l50	e50l60	e60l75	e75l90	e90a	Subj. Avg
44520	JAIPUR	HARYANA	GURUGRAM	086	SCIENCE - THEORY	70	69	1	0	0	11	11	6	22	16	3	60.96
44520	JAIPUR	HARYANA	GURUGRAM	087	SOCIAL SCIENCE	70	70	0	0	0	0	0	2	2	17	49	89.91
44520	JAIPUR	HARYANA	GURUGRAM	184	ENGLISH LNG & LIT.	70	70	0	0	0	0	4	3	24	33	6	75.04
44520	JAIPUR	HARYANA	GURUGRAM	241	MATHEMATICS BASIC	1	1	0	0	0	1	0	0	0	0	0	33.00
			GURUGRAM Average														69.60
89007	JAIPUR	DELHI	MUNGESHPUR	002	HINDI COURSE-A	71	71	0	0	0	0	0	0	6	33	32	87.44
89007	JAIPUR	DELHI	MUNGESHPUR	041	MATHEMATICS STD	56	56	0	0	0	3	3	9	19	17	5	68.16
89007	JAIPUR	DELHI	MUNGESHPUR	086	SCIENCE	71	71	0	0	0	9	8	19	22	9	4	60.65
89007	JAIPUR	DELHI	MUNGESHPUR	087	SOCIAL SCIENCE	71	71	0	0	0	0	2	3	10	28	28	83.56
89007	JAIPUR	DELHI	MUNGESHPUR	184	ENGLISH LANG & LIT	71	71	0	0	0	0	0	7	24	31	9	75.80
89007	JAIPUR	DELHI	MUNGESHPUR	241	MATHEMATICS BASIC	15	15	0	0	0	2	3	6	2	1	1	56.73
			MUNGESHPUR Average														72.06
64033	LUCKNOW	UTTAR PRADESH	MEERUT	002	HINDI COURSE-A	76	76	0	0	0	0	0	0	5	23	48	90.13
64033	LUCKNOW	UTTAR PRADESH	MEERUT	041	MATHEMATICS STD	55	55	0	0	0	5	7	8	13	19	3	66.38
64033	LUCKNOW	UTTAR PRADESH	MEERUT	086	SCIENCE	76	76	0	0	0	10	16	11	17	21	1	60.78
64033	LUCKNOW	UTTAR PRADESH	MEERUT	087	SOCIAL SCIENCE	76	76	0	0	0	0	0	0	9	13	54	90.07
64033	LUCKNOW	UTTAR PRADESH	MEERUT	184	ENGLISH LANG & LIT	76	76	0	0	0	0	0	5	23	33	15	79.09
64033	LUCKNOW	UTTAR PRADESH	MEERUT	241	MATHEMATICS BASIC	21	21	0	0	0	11	4	3	3	0	0	42.86
			MEERUT Average														71.55
64034	LUCKNOW	UTTAR PRADESH	BULANDSHAHAR	002	HINDI COURSE-A	80	80	0	0	0	0	0	0	2	8	70	94.44
64034	LUCKNOW	UTTAR PRADESH	BULANDSHAHAR	041	MATHEMATICS STD	59	59	0	0	0	0	2	2	12	30	13	80.36
64034	LUCKNOW	UTTAR PRADESH	BULANDSHAHAR	086	SCIENCE	80	79	1	0	0	5	10	12	20	24	8	67.59
64034	LUCKNOW	UTTAR PRADESH	BULANDSHAHAR	087	SOCIAL SCIENCE	80	80	0	0	0	0	1	2	5	17	55	89.15
64034	LUCKNOW	UTTAR PRADESH	BULANDSHAHAR	184	ENGLISH LANG & LIT	80	80	0	0	0	1	1	1	9	47	21	81.73
64034	LUCKNOW	UTTAR PRADESH	BULANDSHAHAR	241	MATHEMATICS BASIC	21	21	0	0	0	3	3	3	6	5	1	62.76
			BULANDSHAHAR Average														79.34
64035	LUCKNOW	UTTAR PRADESH	BAREILLY	002	HINDI COURSE-A	78	78	0	0	0	0	0	0	2	27	49	89.82
64035	LUCKNOW	UTTAR PRADESH	BAREILLY	041	MATHEMATICS STD	60	60	0	0	0	0	0	6	10	28	16	79.18
64035	LUCKNOW	UTTAR PRADESH	BAREILLY	086	SCIENCE	78	77	1	0	0	10	10	13	20	18	6	62.81
64035	LUCKNOW	UTTAR PRADESH	BAREILLY	087	SOCIAL SCIENCE	78	78	0	0	0	1	0	1	5	28	43	87.06
64035	LUCKNOW	UTTAR PRADESH	BAREILLY	184	ENGLISH LANG & LIT	78	78	0	0	0	1	4	8	25	33	7	72.13
64035	LUCKNOW	UTTAR PRADESH	BAREILLY	241	MATHEMATICS BASIC	18	18	0	0	0	2	3	5	6	2	0	58.39
			BAREILLY Average														74.90
64036	LUCKNOW	UTTAR PRADESH	G B NAGAR	002	HINDI COURSE-A	74	74	0	0	0	0	0	2	3	34	35	87.26
64036	LUCKNOW	UTTAR PRADESH	G B NAGAR	041	MATHEMATICS STD	50	50	0	0	0	6	5	6	15	12	6	65.62
64036	LUCKNOW	UTTAR PRADESH	G B NAGAR	086	SCIENCE	74	72	2	0	0	14	18	9	17	11	3	56.53
64036	LUCKNOW	UTTAR PRADESH	G B NAGAR	087	SOCIAL SCIENCE	74	74	0	0	0	0	3	15	19	20	17	74.43
64036	LUCKNOW	UTTAR PRADESH	G B NAGAR	184	ENGLISH LANG & LIT	74	74	0	0	0	6	6	14	28	20	0	63.68
64036	LUCKNOW	UTTAR PRADESH	G B NAGAR	241	MATHEMATICS BASIC	24	21	3	0	0	6	7	1	2	4	1	49.42
			G B NAGAR Average														66.16
64037	LUCKNOW	UTTAR PRADESH	AGRA	002	HINDI COURSE-A	76	76	0	1	0	0	0	0	8	36	32	86.30
64037	LUCKNOW	UTTAR PRADESH	AGRA	041	MATHEMATICS STD	66	66	0	0	0	1	1	3	14	30	17	79.73
64037	LUCKNOW	UTTAR PRADESH	AGRA	086	SCIENCE	76	75	1	1	0	6	9	15	21	22	2	63.55
64037	LUCKNOW	UTTAR PRADESH	AGRA	087	SOCIAL SCIENCE	76	76	0	1	0	0	2	2	5	17	50	88.13
64037	LUCKNOW	UTTAR PRADESH	AGRA	184	ENGLISH LANG & LIT	76	76	0	1	0	0	0	6	34	32	4	73.62
64037	LUCKNOW	UTTAR PRADESH	AGRA	241	MATHEMATICS BASIC	10	10	0	1	0	2	1	1	2	4	0	61.00
			AGRA Average														75.39
64038	LUCKNOW	UTTAR PRADESH	MATHURA	002	HINDI COURSE-A	79	79	0	0	0	0	0	0	9	39	31	85.39
64038	LUCKNOW	UTTAR PRADESH	MATHURA	041	MATHEMATICS STD	61	61	0	0	0	4	7	6	21	17	6	68.52
64038	LUCKNOW	UTTAR PRADESH	MATHURA	086	SCIENCE	79	79	0	0	0	2	14	9	20	18	16	69.04
64038	LUCKNOW	UTTAR PRADESH	MATHURA	087	SOCIAL SCIENCE	79	79	0	0	0	0	0	2	12	26	39	85.62

SCH CODE	REGION	STATE	JNV	SUB CODE	SUBJ NAME	APPEARED	PASSED	FAILED	ABSENT	L33	e33l40	e40l50	e50l60	e60l75	e75l90	e90a	Subj. Avg
64038	LUCKNOW	UTTAR PRADESH	MATHURA	184	ENGLISH LANG & LIT	79	79	0	0	0	1	6	16	23	26	7	68.89
64038	LUCKNOW	UTTAR PRADESH	MATHURA	241	MATHEMATICS BASIC	18	18	0	0	0	1	10	3	3	1	0	50.33
			MATHURA Average														71.30
64039	LUCKNOW	UTTAR PRADESH	MAINPURI	002	HINDI COURSE-A	80	80	0	0	0	0	0	0	5	44	31	86.31
64039	LUCKNOW	UTTAR PRADESH	MAINPURI	041	MATHEMATICS STD	80	78	2	0	0	7	12	17	19	16	7	62.30
64039	LUCKNOW	UTTAR PRADESH	MAINPURI	086	SCIENCE	80	80	0	0	0	7	13	14	26	17	3	61.86
64039	LUCKNOW	UTTAR PRADESH	MAINPURI	087	SOCIAL SCIENCE	80	79	1	0	0	0	0	2	14	28	35	84.65
64039	LUCKNOW	UTTAR PRADESH	MAINPURI	184	ENGLISH LANG & LIT	80	80	0	0	0	1	6	13	28	32	0	69.29
			MAINPURI Average														72.88
64040	LUCKNOW	UTTAR PRADESH	ETAH	002	HINDI COURSE-A	78	78	0	0	1	1	0	1	11	38	26	82.90
64040	LUCKNOW	UTTAR PRADESH	ETAH	041	MATHEMATICS STD	41	41	0	0	0	0	4	7	11	17	2	71.93
64040	LUCKNOW	UTTAR PRADESH	ETAH	086	SCIENCE	78	77	1	0	1	8	11	15	19	21	2	61.65
64040	LUCKNOW	UTTAR PRADESH	ETAH	087	SOCIAL SCIENCE	78	78	0	0	1	0	4	7	14	26	26	78.59
64040	LUCKNOW	UTTAR PRADESH	ETAH	184	ENGLISH LANG & LIT	78	78	0	0	1	3	10	9	37	16	2	64.23
64040	LUCKNOW	UTTAR PRADESH	ETAH	241	MATHEMATICS BASIC	37	36	1	0	1	4	8	5	9	5	4	59.11
			ETAH Average														69.74
64041	LUCKNOW	UTTAR PRADESH	HATHRAS	002	HINDI COURSE-A	73	73	0	1	0	0	0	0	14	44	15	81.51
64041	LUCKNOW	UTTAR PRADESH	HATHRAS	041	MATHEMATICS STD	59	57	2	1	0	4	11	10	13	13	6	63.32
64041	LUCKNOW	UTTAR PRADESH	HATHRAS	086	SCIENCE	73	73	0	1	0	13	13	12	16	13	6	60.14
64041	LUCKNOW	UTTAR PRADESH	HATHRAS	087	SOCIAL SCIENCE	73	73	0	1	0	0	0	4	8	30	31	85.14
64041	LUCKNOW	UTTAR PRADESH	HATHRAS	184	ENGLISH LANG & LIT	73	73	0	1	0	0	9	13	30	15	6	67.48
64041	LUCKNOW	UTTAR PRADESH	HATHRAS	241	MATHEMATICS BASIC	14	14	0	0	0	1	2	4	4	3	0	60.29
			HATHRAS Average														69.65
64042	LUCKNOW	UTTAR PRADESH	FIROZABAD	002	HINDI COURSE-A	79	79	0	0	0	0	0	1	18	47	13	81.04
64042	LUCKNOW	UTTAR PRADESH	FIROZABAD	041	MATHEMATICS STD	55	55	0	0	0	3	9	9	14	14	6	66.33
64042	LUCKNOW	UTTAR PRADESH	FIROZABAD	086	SCIENCE	79	76	3	0	0	12	15	14	12	18	5	59.01
64042	LUCKNOW	UTTAR PRADESH	FIROZABAD	087	SOCIAL SCIENCE	79	79	0	0	0	0	4	9	12	14	40	81.13
64042	LUCKNOW	UTTAR PRADESH	FIROZABAD	184	ENGLISH LANG & LIT	79	79	0	0	0	5	5	11	27	26	5	69.22
64042	LUCKNOW	UTTAR PRADESH	FIROZABAD	241	MATHEMATICS BASIC	24	21	3	0	0	8	3	2	5	3	0	48.29
			FIROZABAD Average														67.50
64043	LUCKNOW	UTTAR PRADESH	PILIBHIT	002	HINDI COURSE-A	78	78	0	0	1	0	0	0	5	35	37	86.47
64043	LUCKNOW	UTTAR PRADESH	PILIBHIT	041	MATHEMATICS STD	58	58	0	0	0	0	4	9	11	19	15	75.81
64043	LUCKNOW	UTTAR PRADESH	PILIBHIT	086	SCIENCE	78	77	1	0	1	12	9	9	19	24	3	62.77
64043	LUCKNOW	UTTAR PRADESH	PILIBHIT	087	SOCIAL SCIENCE	78	78	0	0	1	0	0	3	9	27	38	84.03
64043	LUCKNOW	UTTAR PRADESH	PILIBHIT	184	ENGLISH LANG & LIT	78	78	0	0	1	2	1	12	30	28	4	69.36
64043	LUCKNOW	UTTAR PRADESH	PILIBHIT	241	MATHEMATICS BASIC	20	20	0	0	1	1	3	4	5	5	1	60.05
			PILIBHIT Average														73.08
64044	LUCKNOW	UTTAR PRADESH	SHAHJAHANPUR	002	HINDI COURSE-A	80	80	0	0	0	0	0	0	1	22	57	91.94
64044	LUCKNOW	UTTAR PRADESH	SHAHJAHANPUR	041	MATHEMATICS STD	48	48	0	0	0	0	3	5	14	17	9	75.77
64044	LUCKNOW	UTTAR PRADESH	SHAHJAHANPUR	086	SCIENCE	80	79	1	0	0	4	7	18	15	27	8	67.49
64044	LUCKNOW	UTTAR PRADESH	SHAHJAHANPUR	087	SOCIAL SCIENCE	80	80	0	0	0	2	0	1	10	21	46	86.04
64044	LUCKNOW	UTTAR PRADESH	SHAHJAHANPUR	184	ENGLISH LANG & LIT	80	80	0	0	0	0	6	5	35	29	5	71.14
64044	LUCKNOW	UTTAR PRADESH	SHAHJAHANPUR	241	MATHEMATICS BASIC	32	32	0	0	0	6	6	4	6	7	3	61.03
			SHAHJAHANPUR Average														75.57
64045	LUCKNOW	UTTAR PRADESH	ALIGARH	002	HINDI COURSE-A	79	79	0	0	1	0	0	0	3	48	27	86.18
64045	LUCKNOW	UTTAR PRADESH	ALIGARH	041	MATHEMATICS STD	63	63	0	0	1	0	2	6	20	22	12	75.35
64045	LUCKNOW	UTTAR PRADESH	ALIGARH	086	SCIENCE	79	79	0	0	1	11	13	10	17	21	6	61.70
64045	LUCKNOW	UTTAR PRADESH	ALIGARH	087	SOCIAL SCIENCE	79	79	0	0	1	0	0	0	17	32	29	83.01
64045	LUCKNOW	UTTAR PRADESH	ALIGARH	184	ENGLISH LANG & LIT	79	79	0	0	1	1	0	10	30	30	7	72.82
64045	LUCKNOW	UTTAR PRADESH	ALIGARH	241	MATHEMATICS BASIC	16	16	0	0	0	2	4	3	7	0	0	55.06
			ALIGARH Average														72.35

SCH CODE	REGION	STATE	JNV	SUB CODE	SUBJ NAME	APPEARED	PASSED	FAILED	ABSENT	L33	e33l40	e40l50	e50l60	e60l75	e75l90	e90a	Subj. Avg
64046	LUCKNOW	UTTAR PRADESH	BAGPAT	002	HINDI COURSE-A	76	76	0	0	0	0	0	0	6	37	33	87.59
64046	LUCKNOW	UTTAR PRADESH	BAGPAT	041	MATHEMATICS STD	58	58	0	0	0	0	6	7	17	25	3	71.28
64046	LUCKNOW	UTTAR PRADESH	BAGPAT	086	SCIENCE	76	76	0	0	0	13	12	15	18	15	3	59.62
64046	LUCKNOW	UTTAR PRADESH	BAGPAT	087	SOCIAL SCIENCE	76	76	0	0	0	1	0	7	10	19	39	84.18
64046	LUCKNOW	UTTAR PRADESH	BAGPAT	184	ENGLISH LANG & LIT	76	76	0	0	0	0	3	14	25	29	5	71.11
64046	LUCKNOW	UTTAR PRADESH	BAGPAT	241	MATHEMATICS BASIC	18	18	0	0	0	4	4	4	4	2	0	52.89
64046	LUCKNOW	UTTAR PRADESH	BAGPAT	303	URDU COURSE-B	1	1	0	0	0	0	0	0	0	1	0	88.00
			BAGPAT Average														73.52
64047	LUCKNOW	UTTAR PRADESH	GHAZIABAD	002	HINDI COURSE-A	79	79	0	0	0	0	0	0	1	18	60	92.30
64047	LUCKNOW	UTTAR PRADESH	GHAZIABAD	041	MATHEMATICS STD	57	57	0	0	0	2	11	8	21	11	4	64.16
64047	LUCKNOW	UTTAR PRADESH	GHAZIABAD	086	SCIENCE	79	79	0	0	0	15	19	10	17	16	2	57.59
64047	LUCKNOW	UTTAR PRADESH	GHAZIABAD	087	SOCIAL SCIENCE	79	79	0	0	0	0	1	6	20	23	29	79.94
64047	LUCKNOW	UTTAR PRADESH	GHAZIABAD	165	COMPUTER APPLICATI	79	79	0	0	0	0	0	0	0	12	67	92.92
64047	LUCKNOW	UTTAR PRADESH	GHAZIABAD	184	ENGLISH LANG & LIT	79	79	0	0	0	2	5	8	25	34	5	71.52
64047	LUCKNOW	UTTAR PRADESH	GHAZIABAD	241	MATHEMATICS BASIC	22	22	0	0	0	7	4	2	7	2	0	53.77
			GHAZIABAD Average														73.17
72046	LUCKNOW	UTTAR PRADESH	SITAPUR-II	002	HINDI COURSE-A	41	41	0	0	0	0	0	0	2	18	21	88.44
72046	LUCKNOW	UTTAR PRADESH	SITAPUR-II	041	MATHEMATICS STD	21	21	0	0	0	0	0	1	4	8	8	83.71
72046	LUCKNOW	UTTAR PRADESH	SITAPUR-II	086	SCIENCE - THEORY	41	41	0	0	0	1	4	5	11	13	7	72.12
72046	LUCKNOW	UTTAR PRADESH	SITAPUR-II	087	SOCIAL SCIENCE	41	41	0	0	0	0	0	0	3	12	26	88.90
72046	LUCKNOW	UTTAR PRADESH	SITAPUR-II	184	ENGLISH LNG & LIT.	41	41	0	0	0	0	0	3	19	17	2	73.39
72046	LUCKNOW	UTTAR PRADESH	SITAPUR-II	241	MATHEMATICS BASIC	20	20	0	0	0	2	2	0	7	7	2	68.90
			SITAPUR-II Average														79.24
74001	LUCKNOW	UTTAR PRADESH	ALLAHABAD	002	HINDI COURSE-A	79	79	0	0	0	0	0	0	7	48	24	85.71
74001	LUCKNOW	UTTAR PRADESH	ALLAHABAD	041	MATHEMATICS STD	65	65	0	0	0	1	4	6	9	22	23	79.43
74001	LUCKNOW	UTTAR PRADESH	ALLAHABAD	086	SCIENCE - THEORY	79	78	1	0	0	9	9	14	11	24	11	66.58
74001	LUCKNOW	UTTAR PRADESH	ALLAHABAD	087	SOCIAL SCIENCE	79	79	0	0	0	0	0	0	6	25	48	88.24
74001	LUCKNOW	UTTAR PRADESH	ALLAHABAD	184	ENGLISH LNG & LIT.	79	79	0	0	0	0	2	11	22	36	8	73.86
74001	LUCKNOW	UTTAR PRADESH	ALLAHABAD	241	MATHEMATICS BASIC	14	14	0	0	0	3	1	2	3	5	0	61.86
			ALLAHABAD Average														75.95
74002	LUCKNOW	UTTAR PRADESH	AMBEDKAR NAGAR	002	HINDI COURSE-A	41	41	0	0	0	0	0	0	6	26	9	82.24
74002	LUCKNOW	UTTAR PRADESH	AMBEDKAR NAGAR	041	MATHEMATICS STD	32	32	0	0	0	0	2	2	8	16	4	74.94
74002	LUCKNOW	UTTAR PRADESH	AMBEDKAR NAGAR	086	SCIENCE - THEORY	41	41	0	0	0	3	1	4	15	17	1	69.80
74002	LUCKNOW	UTTAR PRADESH	AMBEDKAR NAGAR	087	SOCIAL SCIENCE	40	40	0	1	0	0	0	0	3	24	13	84.93
74002	LUCKNOW	UTTAR PRADESH	AMBEDKAR NAGAR	184	ENGLISH LNG & LIT.	41	41	0	0	0	0	2	1	11	19	8	77.02
74002	LUCKNOW	UTTAR PRADESH	AMBEDKAR NAGAR	241	MATHEMATICS BASIC	9	9	0	0	0	0	1	1	4	3	0	68.78
			AMBEDKAR NAGAR Average														76.29
74003	LUCKNOW	UTTAR PRADESH	SULTANPUR	002	HINDI COURSE-A	80	80	0	0	0	0	0	1	11	48	20	83.74
74003	LUCKNOW	UTTAR PRADESH	SULTANPUR	041	MATHEMATICS STD	80	80	0	0	0	6	13	11	20	15	15	66.65
74003	LUCKNOW	UTTAR PRADESH	SULTANPUR	086	SCIENCE - THEORY	80	80	0	0	0	6	13	11	27	16	7	64.83
74003	LUCKNOW	UTTAR PRADESH	SULTANPUR	087	SOCIAL SCIENCE	80	80	0	0	0	0	0	6	22	32	20	79.25
74003	LUCKNOW	UTTAR PRADESH	SULTANPUR	184	ENGLISH LNG & LIT.	80	80	0	0	0	0	1	8	28	34	9	74.81
			SULTANPUR Average														73.86
74004	LUCKNOW	UTTAR PRADESH	AURAIYA	002	HINDI COURSE-A	39	39	0	0	0	0	0	1	6	19	13	82.87
74004	LUCKNOW	UTTAR PRADESH	AURAIYA	041	MATHEMATICS STD	28	28	0	0	0	0	1	2	7	8	10	79.71
74004	LUCKNOW	UTTAR PRADESH	AURAIYA	086	SCIENCE - THEORY	39	38	1	0	0	2	2	5	9	13	7	70.82
74004	LUCKNOW	UTTAR PRADESH	AURAIYA	087	SOCIAL SCIENCE	39	39	0	0	0	0	0	0	1	13	25	89.31
74004	LUCKNOW	UTTAR PRADESH	AURAIYA	184	ENGLISH LNG & LIT.	39	39	0	0	0	0	1	4	12	19	3	75.56
74004	LUCKNOW	UTTAR PRADESH	AURAIYA	241	MATHEMATICS BASIC	11	11	0	0	0	0	0	4	3	1	3	70.91
			AURAIYA Average														78.20
74005	LUCKNOW	UTTAR PRADESH	AZAMGARH	002	HINDI COURSE-A	78	78	0	0	0	0	2	1	5	36	34	85.72

SCH CODE	REGION	STATE	JNV	SUB CODE	SUBJ NAME	APPEARED	PASSED	FAILED	ABSENT	L33	e33l40	e40l50	e50l60	e60l75	e75l90	e90a	Subj. Avg
74005	LUCKNOW	UTTAR PRADESH	AZAMGARH	041	MATHEMATICS STD	78	73	5	0	0	8	3	8	15	20	19	69.38
74005	LUCKNOW	UTTAR PRADESH	AZAMGARH	086	SCIENCE - THEORY	78	77	1	0	0	7	4	11	21	24	10	68.19
74005	LUCKNOW	UTTAR PRADESH	AZAMGARH	087	SOCIAL SCIENCE	78	78	0	0	0	0	0	0	4	18	56	90.21
74005	LUCKNOW	UTTAR PRADESH	AZAMGARH	165	COMPUTER APPLICATI	3	3	0	0	0	0	0	0	0	0	3	94.67
74005	LUCKNOW	UTTAR PRADESH	AZAMGARH	184	ENGLISH LNG & LIT.	78	78	0	0	0	4	3	9	29	28	5	70.72
74005	LUCKNOW	UTTAR PRADESH	AZAMGARH	303	URDU COURSE B	34	34	0	0	0	0	0	0	3	20	11	84.94
			AZAMGARH Average														80.55
74006	LUCKNOW	UTTAR PRADESH	BAHRAICH	002	HINDI COURSE-A	76	76	0	0	0	0	0	2	5	35	34	86.26
74006	LUCKNOW	UTTAR PRADESH	BAHRAICH	041	MATHEMATICS STD	37	37	0	0	0	0	0	3	10	7	17	82.08
74006	LUCKNOW	UTTAR PRADESH	BAHRAICH	086	SCIENCE - THEORY	76	76	0	0	0	5	7	13	22	23	6	67.57
74006	LUCKNOW	UTTAR PRADESH	BAHRAICH	087	SOCIAL SCIENCE	76	76	0	0	0	0	0	1	0	25	50	90.45
74006	LUCKNOW	UTTAR PRADESH	BAHRAICH	184	ENGLISH LNG & LIT.	76	76	0	0	0	1	0	1	21	45	8	78.28
74006	LUCKNOW	UTTAR PRADESH	BAHRAICH	241	MATHEMATICS BASIC	39	39	0	0	0	2	2	6	6	14	9	73.85
			BAHRAICH Average														79.75
74007	LUCKNOW	UTTAR PRADESH	BALLIA	002	HINDI COURSE-A	81	81	0	0	0	0	2	0	4	46	29	85.46
74007	LUCKNOW	UTTAR PRADESH	BALLIA	041	MATHEMATICS STD	62	62	0	0	0	1	2	7	20	17	15	75.90
74007	LUCKNOW	UTTAR PRADESH	BALLIA	086	SCIENCE - THEORY	81	80	1	0	0	2	4	9	20	32	13	73.41
74007	LUCKNOW	UTTAR PRADESH	BALLIA	087	SOCIAL SCIENCE	81	81	0	0	0	0	1	1	4	23	52	89.70
74007	LUCKNOW	UTTAR PRADESH	BALLIA	184	ENGLISH LNG & LIT.	81	81	0	0	0	0	0	3	16	51	11	79.84
74007	LUCKNOW	UTTAR PRADESH	BALLIA	241	MATHEMATICS BASIC	19	18	1	0	0	1	3	3	5	4	2	64.00
			BALLIA Average														78.05
74008	LUCKNOW	UTTAR PRADESH	BALRAMPUR	002	HINDI COURSE-A	43	43	0	0	0	0	0	0	2	17	24	89.09
74008	LUCKNOW	UTTAR PRADESH	BALRAMPUR	041	MATHEMATICS STD	25	25	0	0	0	0	1	1	9	8	6	77.56
74008	LUCKNOW	UTTAR PRADESH	BALRAMPUR	086	SCIENCE - THEORY	43	42	1	0	0	1	6	4	9	13	9	70.81
74008	LUCKNOW	UTTAR PRADESH	BALRAMPUR	087	SOCIAL SCIENCE	43	43	0	0	0	0	0	1	5	23	14	83.33
74008	LUCKNOW	UTTAR PRADESH	BALRAMPUR	184	ENGLISH LNG & LIT.	43	43	0	0	0	1	0	4	18	11	9	75.86
74008	LUCKNOW	UTTAR PRADESH	BALRAMPUR	241	MATHEMATICS BASIC	18	18	0	0	0	1	1	3	2	5	6	75.78
			BALRAMPUR Average														78.74
74009	LUCKNOW	UTTAR PRADESH	BANDA	002	HINDI COURSE-A	40	40	0	0	0	0	0	0	2	20	18	88.15
74009	LUCKNOW	UTTAR PRADESH	BANDA	041	MATHEMATICS STD	40	39	1	0	0	1	2	2	7	16	11	76.70
74009	LUCKNOW	UTTAR PRADESH	BANDA	086	SCIENCE - THEORY	40	40	0	0	0	2	2	5	2	17	12	77.63
74009	LUCKNOW	UTTAR PRADESH	BANDA	087	SOCIAL SCIENCE	40	40	0	0	0	0	0	0	6	13	21	87.85
74009	LUCKNOW	UTTAR PRADESH	BANDA	184	ENGLISH LNG & LIT.	40	40	0	0	0	0	0	2	5	26	7	81.48
			BANDA Average														82.36
74010	LUCKNOW	UTTAR PRADESH	BARABANKI	002	HINDI COURSE-A	75	75	0	0	0	0	0	0	4	28	43	89.04
74010	LUCKNOW	UTTAR PRADESH	BARABANKI	041	MATHEMATICS STD	44	44	0	0	0	0	1	5	12	15	11	76.59
74010	LUCKNOW	UTTAR PRADESH	BARABANKI	086	SCIENCE - THEORY	75	75	0	0	0	3	10	14	19	18	11	67.77
74010	LUCKNOW	UTTAR PRADESH	BARABANKI	087	SOCIAL SCIENCE	75	75	0	0	0	0	0	1	18	35	21	82.09
74010	LUCKNOW	UTTAR PRADESH	BARABANKI	184	ENGLISH LNG & LIT.	75	75	0	0	0	0	2	4	26	36	7	76.07
74010	LUCKNOW	UTTAR PRADESH	BARABANKI	241	MATHEMATICS BASIC	31	31	0	0	0	2	8	6	11	1	3	59.13
			BARABANKI Average														75.12
74011	LUCKNOW	UTTAR PRADESH	BASTI	002	HINDI COURSE-A	78	78	0	0	0	0	0	1	5	35	37	87.72
74011	LUCKNOW	UTTAR PRADESH	BASTI	041	MATHEMATICS STD	48	48	0	0	0	1	3	3	11	18	12	77.23
74011	LUCKNOW	UTTAR PRADESH	BASTI	086	SCIENCE - THEORY	78	78	0	0	0	7	6	9	23	28	5	68.05
74011	LUCKNOW	UTTAR PRADESH	BASTI	087	SOCIAL SCIENCE	78	78	0	0	0	0	0	4	15	39	20	80.71
74011	LUCKNOW	UTTAR PRADESH	BASTI	184	ENGLISH LNG & LIT.	78	78	0	0	0	0	2	3	30	32	11	75.92
74011	LUCKNOW	UTTAR PRADESH	BASTI	241	MATHEMATICS BASIC	30	30	0	0	0	3	4	4	11	7	1	64.47
			BASTI Average														75.68
74012	LUCKNOW	UTTAR PRADESH	CHANDAULI	002	HINDI COURSE-A	82	82	0	0	0	1	2	0	6	47	26	83.76
74012	LUCKNOW	UTTAR PRADESH	CHANDAULI	041	MATHEMATICS STD	56	56	0	0	0	0	2	4	9	24	17	80.96
74012	LUCKNOW	UTTAR PRADESH	CHANDAULI	086	SCIENCE - THEORY	81	81	0	1	0	5	4	12	17	29	14	72.86

SCH CODE	REGION	STATE	JNV	SUB CODE	SUBJ NAME	APPEARED	PASSED	FAILED	ABSENT	L33	e33l40	e40l50	e50l60	e60l75	e75l90	e90a	Subj. Avg
74012	LUCKNOW	UTTAR PRADESH	CHANDAULI	087	SOCIAL SCIENCE	81	81	0	1	0	0	0	1	6	26	48	88.33
74012	LUCKNOW	UTTAR PRADESH	CHANDAULI	184	ENGLISH LNG & LIT.	82	82	0	0	0	1	2	3	28	40	8	75.89
74012	LUCKNOW	UTTAR PRADESH	CHANDAULI	241	MATHEMATICS BASIC	25	24	1	1	0	3	1	4	6	5	5	66.92
			CHANDAULI Average														78.12
74013	LUCKNOW	UTTAR PRADESH	CHITRAKOOT	002	HINDI COURSE-A	39	39	0	0	0	0	0	1	7	18	13	82.74
74013	LUCKNOW	UTTAR PRADESH	CHITRAKOOT	041	MATHEMATICS STD	29	28	1	0	0	3	2	5	6	5	7	67.83
74013	LUCKNOW	UTTAR PRADESH	CHITRAKOOT	086	SCIENCE - THEORY	39	39	0	0	0	1	5	6	10	9	8	70.15
74013	LUCKNOW	UTTAR PRADESH	CHITRAKOOT	087	SOCIAL SCIENCE	39	39	0	0	0	0	1	0	6	16	16	85.00
74013	LUCKNOW	UTTAR PRADESH	CHITRAKOOT	184	ENGLISH LNG & LIT.	39	39	0	0	0	0	3	4	11	18	3	73.36
74013	LUCKNOW	UTTAR PRADESH	CHITRAKOOT	241	MATHEMATICS BASIC	10	10	0	0	0	5	0	1	1	1	2	57.30
			CHITRAKOOT Average														72.73
74014	LUCKNOW	UTTAR PRADESH	DEORIA	002	HINDI COURSE-A	74	74	0	0	0	0	0	0	4	38	32	87.47
74014	LUCKNOW	UTTAR PRADESH	DEORIA	041	MATHEMATICS STD	58	58	0	0	0	0	2	5	6	26	19	81.03
74014	LUCKNOW	UTTAR PRADESH	DEORIA	086	SCIENCE - THEORY	74	74	0	0	0	4	2	8	19	29	12	74.39
74014	LUCKNOW	UTTAR PRADESH	DEORIA	087	SOCIAL SCIENCE	74	74	0	0	0	0	0	0	1	4	69	93.78
74014	LUCKNOW	UTTAR PRADESH	DEORIA	184	ENGLISH LNG & LIT.	74	74	0	0	0	0	0	1	10	42	21	83.82
74014	LUCKNOW	UTTAR PRADESH	DEORIA	241	MATHEMATICS BASIC	16	16	0	0	0	1	3	1	2	8	1	68.75
			DEORIA Average														81.54
74015	LUCKNOW	UTTAR PRADESH	ETAWAH	002	HINDI COURSE-A	78	78	0	0	0	0	0	0	3	33	42	88.47
74015	LUCKNOW	UTTAR PRADESH	ETAWAH	041	MATHEMATICS STD	47	47	0	0	0	1	2	6	9	18	11	75.47
74015	LUCKNOW	UTTAR PRADESH	ETAWAH	086	SCIENCE - THEORY	78	78	0	0	0	1	6	7	20	27	17	75.21
74015	LUCKNOW	UTTAR PRADESH	ETAWAH	087	SOCIAL SCIENCE	78	78	0	0	0	0	0	0	14	37	27	84.49
74015	LUCKNOW	UTTAR PRADESH	ETAWAH	184	ENGLISH LNG & LIT.	78	78	0	0	0	0	0	6	24	40	8	76.44
74015	LUCKNOW	UTTAR PRADESH	ETAWAH	241	MATHEMATICS BASIC	31	31	0	0	0	3	8	3	10	3	4	62.23
			ETAWAH Average														77.05
74016	LUCKNOW	UTTAR PRADESH	FAIZABAD	002	HINDI COURSE-A	80	80	0	0	0	0	1	0	10	37	32	85.51
74016	LUCKNOW	UTTAR PRADESH	FAIZABAD	041	MATHEMATICS STD	62	62	0	0	0	0	2	7	16	17	20	77.13
74016	LUCKNOW	UTTAR PRADESH	FAIZABAD	086	SCIENCE - THEORY	80	79	1	0	0	7	9	16	16	23	8	66.11
74016	LUCKNOW	UTTAR PRADESH	FAIZABAD	087	SOCIAL SCIENCE	80	80	0	0	0	0	4	4	18	37	17	77.71
74016	LUCKNOW	UTTAR PRADESH	FAIZABAD	184	ENGLISH LNG & LIT.	80	79	1	0	0	0	1	7	22	38	11	76.38
74016	LUCKNOW	UTTAR PRADESH	FAIZABAD	241	MATHEMATICS BASIC	18	18	0	0	0	5	3	1	5	4	0	56.56
			FAIZABAD Average														73.23
74017	LUCKNOW	UTTAR PRADESH	FARRUKHABAD	002	HINDI COURSE-A	78	78	0	0	0	0	0	0	8	30	40	87.63
74017	LUCKNOW	UTTAR PRADESH	FARRUKHABAD	041	MATHEMATICS STD	70	70	0	0	0	6	4	9	17	15	19	72.50
74017	LUCKNOW	UTTAR PRADESH	FARRUKHABAD	086	SCIENCE - THEORY	78	78	0	0	0	14	10	13	17	15	9	62.18
74017	LUCKNOW	UTTAR PRADESH	FARRUKHABAD	087	SOCIAL SCIENCE	78	78	0	0	0	0	0	1	19	47	11	79.94
74017	LUCKNOW	UTTAR PRADESH	FARRUKHABAD	184	ENGLISH LNG & LIT.	78	78	0	0	0	0	0	7	21	38	12	78.05
74017	LUCKNOW	UTTAR PRADESH	FARRUKHABAD	241	MATHEMATICS BASIC	8	7	1	0	0	3	2	0	2	0	0	41.38
			FARRUKHABAD Average														70.28
74018	LUCKNOW	UTTAR PRADESH	FATEHPUR	002	HINDI COURSE-A	40	40	0	0	0	0	0	0	0	19	21	89.08
74018	LUCKNOW	UTTAR PRADESH	FATEHPUR	041	MATHEMATICS STD	40	40	0	0	0	2	3	4	9	12	10	73.88
74018	LUCKNOW	UTTAR PRADESH	FATEHPUR	086	SCIENCE - THEORY	40	40	0	0	0	0	3	3	14	15	5	72.68
74018	LUCKNOW	UTTAR PRADESH	FATEHPUR	087	SOCIAL SCIENCE	40	40	0	0	0	0	0	0	1	9	30	91.65
74018	LUCKNOW	UTTAR PRADESH	FATEHPUR	184	ENGLISH LNG & LIT.	40	40	0	0	0	0	2	3	15	16	4	74.95
74018	LUCKNOW	UTTAR PRADESH	FATEHPUR	402	INFORMATION TECHNO	40	40	0	0	0	0	0	0	4	19	17	85.78
			FATEHPUR Average														81.34
74019	LUCKNOW	UTTAR PRADESH	GHAZIPUR	002	HINDI COURSE-A	44	44	0	0	0	0	0	0	1	29	14	86.45
74019	LUCKNOW	UTTAR PRADESH	GHAZIPUR	041	MATHEMATICS STD	39	39	0	0	0	2	1	4	6	13	13	78.31
74019	LUCKNOW	UTTAR PRADESH	GHAZIPUR	086	SCIENCE - THEORY	44	44	0	0	0	1	5	7	13	12	6	70.16
74019	LUCKNOW	UTTAR PRADESH	GHAZIPUR	087	SOCIAL SCIENCE	44	44	0	0	0	0	0	3	8	13	20	83.70
74019	LUCKNOW	UTTAR PRADESH	GHAZIPUR	184	ENGLISH LNG & LIT.	44	44	0	0	0	0	0	2	11	20	11	78.89

SCH CODE	REGION	STATE	JNV	SUB CODE	SUBJ NAME	APPEARED	PASSED	FAILED	ABSENT	L33	e33l40	e40l50	e50l60	e60l75	e75l90	e90a	Subj. Avg
74019	LUCKNOW	UTTAR PRADESH	GHAZIPUR	241	MATHEMATICS BASIC	5	4	1	0	0	2	1	0	1	0	0	42.20
			GHAZIPUR Average														73.29
74020	LUCKNOW	UTTAR PRADESH	GONDA	002	HINDI COURSE-A	74	74	0	0	0	0	0	0	2	18	54	91.62
74020	LUCKNOW	UTTAR PRADESH	GONDA	041	MATHEMATICS STD	53	53	0	0	0	2	5	4	4	17	21	79.09
74020	LUCKNOW	UTTAR PRADESH	GONDA	086	SCIENCE - THEORY	74	74	0	0	0	4	7	6	23	30	4	68.53
74020	LUCKNOW	UTTAR PRADESH	GONDA	087	SOCIAL SCIENCE	74	74	0	0	0	0	0	2	7	23	42	87.55
74020	LUCKNOW	UTTAR PRADESH	GONDA	184	ENGLISH LNG & LIT.	74	74	0	0	0	0	1	3	22	39	9	77.66
74020	LUCKNOW	UTTAR PRADESH	GONDA	241	MATHEMATICS BASIC	21	21	0	0	0	2	2	4	0	7	6	73.33
			GONDA Average														79.63
74021	LUCKNOW	UTTAR PRADESH	GORAKHPUR	002	HINDI COURSE-A	77	77	0	0	0	0	0	1	4	35	37	87.35
74021	LUCKNOW	UTTAR PRADESH	GORAKHPUR	041	MATHEMATICS STD	52	52	0	0	0	0	4	0	5	20	23	83.27
74021	LUCKNOW	UTTAR PRADESH	GORAKHPUR	086	SCIENCE - THEORY	77	77	0	0	0	1	3	4	21	22	26	78.42
74021	LUCKNOW	UTTAR PRADESH	GORAKHPUR	087	SOCIAL SCIENCE	77	77	0	0	0	0	0	1	3	21	52	90.29
74021	LUCKNOW	UTTAR PRADESH	GORAKHPUR	184	ENGLISH LNG & LIT.	77	77	0	0	0	0	0	4	21	35	17	79.09
74021	LUCKNOW	UTTAR PRADESH	GORAKHPUR	241	MATHEMATICS BASIC	25	25	0	0	0	0	1	5	7	7	5	73.96
			GORAKHPUR Average														82.06
74022	LUCKNOW	UTTAR PRADESH	HAMIRPUR	002	HINDI COURSE-A	38	38	0	0	0	0	0	0	2	19	17	86.95
74022	LUCKNOW	UTTAR PRADESH	HAMIRPUR	041	MATHEMATICS STD	29	29	0	0	0	0	0	1	6	12	10	82.52
74022	LUCKNOW	UTTAR PRADESH	HAMIRPUR	086	SCIENCE - THEORY	38	38	0	0	0	2	4	3	16	10	3	67.39
74022	LUCKNOW	UTTAR PRADESH	HAMIRPUR	087	SOCIAL SCIENCE	38	38	0	0	0	0	0	3	11	19	5	78.58
74022	LUCKNOW	UTTAR PRADESH	HAMIRPUR	184	ENGLISH LNG & LIT.	38	38	0	0	0	0	2	2	9	23	2	76.18
74022	LUCKNOW	UTTAR PRADESH	HAMIRPUR	241	MATHEMATICS BASIC	9	9	0	0	0	2	0	1	3	0	3	65.44
			HAMIRPUR Average														76.18
74023	LUCKNOW	UTTAR PRADESH	HARDOI	002	HINDI COURSE-A	78	78	0	0	0	0	0	1	6	46	25	85.05
74023	LUCKNOW	UTTAR PRADESH	HARDOI	041	MATHEMATICS STD	68	68	0	0	0	9	7	8	17	17	10	67.81
74023	LUCKNOW	UTTAR PRADESH	HARDOI	086	SCIENCE - THEORY	78	78	0	0	0	5	8	10	28	17	10	67.62
74023	LUCKNOW	UTTAR PRADESH	HARDOI	087	SOCIAL SCIENCE	78	78	0	0	0	0	0	5	18	27	28	81.99
74023	LUCKNOW	UTTAR PRADESH	HARDOI	184	ENGLISH LNG & LIT.	78	78	0	0	0	0	4	7	25	33	9	74.00
74023	LUCKNOW	UTTAR PRADESH	HARDOI	241	MATHEMATICS BASIC	10	10	0	0	0	7	3	0	0	0	0	37.60
			HARDOI Average														69.01
74024	LUCKNOW	UTTAR PRADESH	JALAUN	002	HINDI COURSE-A	79	79	0	0	0	0	0	0	4	35	40	87.99
74024	LUCKNOW	UTTAR PRADESH	JALAUN	041	MATHEMATICS STD	73	72	1	0	0	3	3	9	14	23	20	75.12
74024	LUCKNOW	UTTAR PRADESH	JALAUN	086	SCIENCE - THEORY	79	78	1	0	0	9	9	7	29	21	3	64.19
74024	LUCKNOW	UTTAR PRADESH	JALAUN	087	SOCIAL SCIENCE	79	79	0	0	0	0	4	4	7	29	35	82.92
74024	LUCKNOW	UTTAR PRADESH	JALAUN	184	ENGLISH LNG & LIT.	79	79	0	0	0	0	1	5	19	38	16	78.86
74024	LUCKNOW	UTTAR PRADESH	JALAUN	241	MATHEMATICS BASIC	6	6	0	0	0	2	4	0	0	0	0	40.33
			JALAUN Average														71.57
74025	LUCKNOW	UTTAR PRADESH	JAUNPUR	002	HINDI COURSE-A	39	39	0	0	0	1	0	0	4	13	21	87.18
74025	LUCKNOW	UTTAR PRADESH	JAUNPUR	041	MATHEMATICS STD	34	34	0	0	0	0	2	1	7	13	11	79.50
74025	LUCKNOW	UTTAR PRADESH	JAUNPUR	086	SCIENCE - THEORY	39	39	0	0	0	3	5	4	9	15	3	68.10
74025	LUCKNOW	UTTAR PRADESH	JAUNPUR	087	SOCIAL SCIENCE	39	39	0	0	0	0	0	2	6	16	15	83.46
74025	LUCKNOW	UTTAR PRADESH	JAUNPUR	184	ENGLISH LNG & LIT.	39	39	0	0	0	2	0	4	13	16	4	73.05
74025	LUCKNOW	UTTAR PRADESH	JAUNPUR	241	MATHEMATICS BASIC	5	4	1	0	0	0	3	0	0	0	1	51.80
			JAUNPUR Average														73.85
74026	LUCKNOW	UTTAR PRADESH	JHANSI	002	HINDI COURSE-A	80	80	0	0	0	0	0	0	2	35	43	88.93
74026	LUCKNOW	UTTAR PRADESH	JHANSI	041	MATHEMATICS STD	80	80	0	0	0	3	7	8	15	26	21	75.55
74026	LUCKNOW	UTTAR PRADESH	JHANSI	086	SCIENCE - THEORY	80	80	0	0	0	2	9	13	22	27	7	69.23
74026	LUCKNOW	UTTAR PRADESH	JHANSI	087	SOCIAL SCIENCE	80	80	0	0	0	0	0	0	10	46	24	83.90
74026	LUCKNOW	UTTAR PRADESH	JHANSI	184	ENGLISH LNG & LIT.	80	80	0	0	0	0	2	6	28	38	6	75.85
			JHANSI Average														78.69
74027	LUCKNOW	UTTAR PRADESH	KANNAUJ	002	HINDI COURSE-A	41	41	0	0	0	0	0	0	3	18	20	87.93

SCH CODE	REGION	STATE	JNV	SUB CODE	SUBJ NAME	APPEARED	PASSED	FAILED	ABSENT	L33	e33l40	e40l50	e50l60	e60l75	e75l90	e90a	Subj. Avg
74027	LUCKNOW	UTTAR PRADESH	KANNAUJ	041	MATHEMATICS STD	39	39	0	0	0	0	4	5	6	9	15	77.15
74027	LUCKNOW	UTTAR PRADESH	KANNAUJ	086	SCIENCE - THEORY	41	41	0	0	0	0	2	7	9	10	13	76.54
74027	LUCKNOW	UTTAR PRADESH	KANNAUJ	087	SOCIAL SCIENCE	41	41	0	0	0	0	0	0	3	10	28	89.34
74027	LUCKNOW	UTTAR PRADESH	KANNAUJ	184	ENGLISH LNG & LIT.	41	41	0	0	0	0	0	4	9	17	11	79.07
74027	LUCKNOW	UTTAR PRADESH	KANNAUJ	241	MATHEMATICS BASIC	2	2	0	0	0	0	1	0	1	0	0	60.00
			KANNAUJ Average														78.34
74028	LUCKNOW	UTTAR PRADESH	KANPUR-NAGAR	002	HINDI COURSE-A	81	81	0	0	0	0	1	1	16	39	24	82.25
74028	LUCKNOW	UTTAR PRADESH	KANPUR-NAGAR	041	MATHEMATICS STD	62	62	0	0	0	3	5	6	14	24	10	72.29
74028	LUCKNOW	UTTAR PRADESH	KANPUR-NAGAR	086	SCIENCE - THEORY	81	81	0	0	0	5	17	9	22	20	8	66.07
74028	LUCKNOW	UTTAR PRADESH	KANPUR-NAGAR	087	SOCIAL SCIENCE	81	81	0	0	0	0	2	6	12	25	36	82.04
74028	LUCKNOW	UTTAR PRADESH	KANPUR-NAGAR	184	ENGLISH LNG & LIT.	81	81	0	0	0	0	0	8	27	36	10	76.04
74028	LUCKNOW	UTTAR PRADESH	KANPUR-NAGAR	241	MATHEMATICS BASIC	19	18	1	0	0	6	8	2	0	1	1	45.37
			KANPUR-NAGAR Average														70.68
74029	LUCKNOW	UTTAR PRADESH	KANPUR DEHAT	002	HINDI COURSE-A	78	78	0	0	0	0	0	0	2	41	35	87.71
74029	LUCKNOW	UTTAR PRADESH	KANPUR DEHAT	041	MATHEMATICS STD	64	64	0	0	0	0	2	9	13	23	17	77.22
74029	LUCKNOW	UTTAR PRADESH	KANPUR DEHAT	086	SCIENCE - THEORY	78	78	0	0	0	2	10	16	22	25	3	67.21
74029	LUCKNOW	UTTAR PRADESH	KANPUR DEHAT	087	SOCIAL SCIENCE	78	78	0	0	0	0	0	2	14	36	26	83.26
74029	LUCKNOW	UTTAR PRADESH	KANPUR DEHAT	184	ENGLISH LNG & LIT.	78	78	0	0	0	0	3	2	29	43	1	73.94
74029	LUCKNOW	UTTAR PRADESH	KANPUR DEHAT	241	MATHEMATICS BASIC	14	14	0	0	0	1	2	1	3	5	2	69.57
			KANPUR DEHAT Average														76.49
74030	LUCKNOW	UTTAR PRADESH	KAUSHAMBI	002	HINDI COURSE-A	80	80	0	0	0	0	0	2	11	54	13	81.94
74030	LUCKNOW	UTTAR PRADESH	KAUSHAMBI	041	MATHEMATICS STD	73	73	0	0	0	0	7	9	19	22	16	74.49
74030	LUCKNOW	UTTAR PRADESH	KAUSHAMBI	086	SCIENCE - THEORY	80	80	0	0	0	3	10	11	26	22	8	67.66
74030	LUCKNOW	UTTAR PRADESH	KAUSHAMBI	087	SOCIAL SCIENCE	80	80	0	0	0	0	2	3	12	32	31	82.45
74030	LUCKNOW	UTTAR PRADESH	KAUSHAMBI	184	ENGLISH LNG & LIT.	80	80	0	0	0	0	4	6	31	34	5	71.91
74030	LUCKNOW	UTTAR PRADESH	KAUSHAMBI	241	MATHEMATICS BASIC	7	6	1	0	0	3	1	0	2	0	0	42.00
			KAUSHAMBI Average														70.08
74031	LUCKNOW	UTTAR PRADESH	KUSHINAGAR	002	HINDI COURSE-A	75	75	0	0	0	0	0	1	6	42	26	85.45
74031	LUCKNOW	UTTAR PRADESH	KUSHINAGAR	041	MATHEMATICS STD	45	45	0	0	0	0	0	3	2	12	28	88.62
74031	LUCKNOW	UTTAR PRADESH	KUSHINAGAR	086	SCIENCE - THEORY	75	75	0	0	0	6	2	4	16	29	18	75.95
74031	LUCKNOW	UTTAR PRADESH	KUSHINAGAR	087	SOCIAL SCIENCE	75	75	0	0	0	0	0	0	1	25	49	90.53
74031	LUCKNOW	UTTAR PRADESH	KUSHINAGAR	184	ENGLISH LNG & LIT.	75	75	0	0	0	0	1	6	17	35	16	78.92
74031	LUCKNOW	UTTAR PRADESH	KUSHINAGAR	241	MATHEMATICS BASIC	30	30	0	0	0	3	3	2	4	11	7	72.97
			KUSHINAGAR Average														82.07
74032	LUCKNOW	UTTAR PRADESH	LAKHIMPUR KHIR	002	HINDI COURSE-A	76	76	0	0	0	0	0	0	3	27	46	89.34
74032	LUCKNOW	UTTAR PRADESH	LAKHIMPUR KHIR	041	MATHEMATICS STD	76	75	1	0	0	7	11	11	14	19	13	66.62
74032	LUCKNOW	UTTAR PRADESH	LAKHIMPUR KHIR	086	SCIENCE - THEORY	76	75	1	0	0	5	14	7	18	23	8	66.30
74032	LUCKNOW	UTTAR PRADESH	LAKHIMPUR KHIR	087	SOCIAL SCIENCE	76	76	0	0	0	0	0	4	10	26	36	84.70
74032	LUCKNOW	UTTAR PRADESH	LAKHIMPUR KHIR	184	ENGLISH LNG & LIT.	76	76	0	0	0	0	0	3	20	40	13	79.63
			LAKHIMPUR KHIR Average														77.32
74033	LUCKNOW	UTTAR PRADESH	LALITPUR	002	HINDI COURSE-A	74	74	0	0	0	0	0	0	2	24	48	89.69
74033	LUCKNOW	UTTAR PRADESH	LALITPUR	041	MATHEMATICS STD	52	52	0	0	0	0	0	4	12	26	10	78.40
74033	LUCKNOW	UTTAR PRADESH	LALITPUR	086	SCIENCE - THEORY	74	74	0	0	0	4	10	8	28	21	3	65.88
74033	LUCKNOW	UTTAR PRADESH	LALITPUR	087	SOCIAL SCIENCE	74	74	0	0	0	0	0	2	15	41	16	80.32
74033	LUCKNOW	UTTAR PRADESH	LALITPUR	184	ENGLISH LNG & LIT.	74	74	0	0	0	0	7	10	36	19	2	68.36
74033	LUCKNOW	UTTAR PRADESH	LALITPUR	241	MATHEMATICS BASIC	22	20	2	0	0	4	3	5	4	2	2	54.95
			LALITPUR Average														72.93
74034	LUCKNOW	UTTAR PRADESH	LUCKNOW	002	HINDI COURSE-A	81	81	0	0	0	0	0	0	5	50	26	85.27
74034	LUCKNOW	UTTAR PRADESH	LUCKNOW	041	MATHEMATICS STD	58	58	0	0	0	1	2	6	9	29	11	77.16
74034	LUCKNOW	UTTAR PRADESH	LUCKNOW	086	SCIENCE - THEORY	81	81	0	0	0	8	12	9	23	23	6	65.25
74034	LUCKNOW	UTTAR PRADESH	LUCKNOW	087	SOCIAL SCIENCE	81	81	0	0	0	0	0	2	11	41	27	84.05

SCH CODE	REGION	STATE	JNV	SUB CODE	SUBJ NAME	APPEARED	PASSED	FAILED	ABSENT	L33	e33l40	e40l50	e50l60	e60l75	e75l90	e90a	Subj. Avg
74034	LUCKNOW	UTTAR PRADESH	LUCKNOW	184	ENGLISH LNG & LIT.	81	81	0	0	0	1	0	4	21	43	12	77.99
74034	LUCKNOW	UTTAR PRADESH	LUCKNOW	241	MATHEMATICS BASIC	23	23	0	0	0	2	8	4	5	4	0	56.26
			LUCKNOW Average														74.33
74035	LUCKNOW	UTTAR PRADESH	MAHARAJGANJ	002	HINDI COURSE-A	81	81	0	0	0	0	0	1	4	25	51	89.06
74035	LUCKNOW	UTTAR PRADESH	MAHARAJGANJ	041	MATHEMATICS STD	81	81	0	0	0	6	4	10	12	18	31	76.05
74035	LUCKNOW	UTTAR PRADESH	MAHARAJGANJ	086	SCIENCE - THEORY	81	81	0	0	0	3	6	10	19	36	7	72.80
74035	LUCKNOW	UTTAR PRADESH	MAHARAJGANJ	087	SOCIAL SCIENCE	81	81	0	0	0	0	0	1	7	11	62	90.58
74035	LUCKNOW	UTTAR PRADESH	MAHARAJGANJ	184	ENGLISH LNG & LIT.	81	81	0	0	0	0	0	3	17	37	24	82.33
			MAHARAJGANJ Average														82.16
74036	LUCKNOW	UTTAR PRADESH	MAHOBA	002	HINDI COURSE-A	79	79	0	0	0	0	0	0	3	44	32	87.25
74036	LUCKNOW	UTTAR PRADESH	MAHOBA	041	MATHEMATICS STD	52	52	0	0	0	1	2	3	9	17	20	80.52
74036	LUCKNOW	UTTAR PRADESH	MAHOBA	086	SCIENCE - THEORY	79	79	0	0	0	1	6	12	16	34	10	73.24
74036	LUCKNOW	UTTAR PRADESH	MAHOBA	087	SOCIAL SCIENCE	79	79	0	0	0	0	0	1	9	37	32	85.56
74036	LUCKNOW	UTTAR PRADESH	MAHOBA	184	ENGLISH LNG & LIT.	79	79	0	0	0	0	4	7	26	34	8	74.23
74036	LUCKNOW	UTTAR PRADESH	MAHOBA	241	MATHEMATICS BASIC	27	27	0	0	0	1	2	6	5	6	7	72.26
			MAHOBA Average														78.84
74037	LUCKNOW	UTTAR PRADESH	MAU	002	HINDI COURSE-A	77	77	0	0	0	0	0	0	2	27	48	90.05
74037	LUCKNOW	UTTAR PRADESH	MAU	041	MATHEMATICS STD	77	77	0	0	0	4	5	5	12	28	23	77.62
74037	LUCKNOW	UTTAR PRADESH	MAU	086	SCIENCE - THEORY	77	77	0	0	0	1	6	6	18	31	15	75.44
74037	LUCKNOW	UTTAR PRADESH	MAU	087	SOCIAL SCIENCE	77	77	0	0	0	0	0	0	9	28	40	88.05
74037	LUCKNOW	UTTAR PRADESH	MAU	184	ENGLISH LNG & LIT.	77	77	0	0	0	0	0	5	18	36	18	80.27
			MAU Average														82.29
74038	LUCKNOW	UTTAR PRADESH	MIRZAPUR	002	HINDI COURSE-A	81	81	0	0	0	0	0	0	5	41	35	87.98
74038	LUCKNOW	UTTAR PRADESH	MIRZAPUR	041	MATHEMATICS STD	52	52	0	0	0	1	2	4	4	19	22	82.13
74038	LUCKNOW	UTTAR PRADESH	MIRZAPUR	086	SCIENCE - THEORY	81	81	0	0	0	0	3	6	18	34	20	78.48
74038	LUCKNOW	UTTAR PRADESH	MIRZAPUR	087	SOCIAL SCIENCE	81	81	0	0	0	0	0	0	11	40	30	85.07
74038	LUCKNOW	UTTAR PRADESH	MIRZAPUR	184	ENGLISH LNG & LIT.	81	81	0	0	0	0	0	2	26	51	2	76.96
74038	LUCKNOW	UTTAR PRADESH	MIRZAPUR	241	MATHEMATICS BASIC	29	29	0	0	0	1	1	1	4	9	13	82.34
			MIRZAPUR Average														82.16
74039	LUCKNOW	UTTAR PRADESH	PRATAPGARH	002	HINDI COURSE-A	80	80	0	0	0	0	0	0	1	44	35	88.23
74039	LUCKNOW	UTTAR PRADESH	PRATAPGARH	041	MATHEMATICS STD	58	58	0	0	0	1	2	2	5	18	30	84.67
74039	LUCKNOW	UTTAR PRADESH	PRATAPGARH	086	SCIENCE - THEORY	80	80	0	0	0	3	9	11	21	16	20	71.70
74039	LUCKNOW	UTTAR PRADESH	PRATAPGARH	087	SOCIAL SCIENCE	80	80	0	0	0	0	0	0	2	20	58	91.81
74039	LUCKNOW	UTTAR PRADESH	PRATAPGARH	184	ENGLISH LNG & LIT.	80	80	0	0	0	0	0	1	13	34	32	84.24
74039	LUCKNOW	UTTAR PRADESH	PRATAPGARH	241	MATHEMATICS BASIC	22	22	0	0	0	0	0	1	8	7	6	78.50
			PRATAPGARH Average														83.19
74040	LUCKNOW	UTTAR PRADESH	RAEBARELI	002	HINDI COURSE-A	82	82	0	0	0	0	0	1	13	40	28	83.52
74040	LUCKNOW	UTTAR PRADESH	RAEBARELI	041	MATHEMATICS STD	79	78	1	0	0	8	13	14	17	14	12	64.01
74040	LUCKNOW	UTTAR PRADESH	RAEBARELI	086	SCIENCE - THEORY	82	82	0	0	0	6	5	12	30	18	11	68.90
74040	LUCKNOW	UTTAR PRADESH	RAEBARELI	087	SOCIAL SCIENCE	82	82	0	0	0	0	1	3	16	41	21	80.71
74040	LUCKNOW	UTTAR PRADESH	RAEBARELI	184	ENGLISH LNG & LIT.	82	82	0	0	0	0	3	9	26	34	10	75.01
74040	LUCKNOW	UTTAR PRADESH	RAEBARELI	241	MATHEMATICS BASIC	3	2	1	0	0	0	2	0	0	0	0	37.00
			RAEBARELI Average														68.19
74041	LUCKNOW	UTTAR PRADESH	SANT KABIR NAG	002	HINDI COURSE-A	41	41	0	0	0	0	0	1	4	14	22	87.44
74041	LUCKNOW	UTTAR PRADESH	SANT KABIR NAG	041	MATHEMATICS STD	24	24	0	0	0	0	2	1	6	8	7	79.17
74041	LUCKNOW	UTTAR PRADESH	SANT KABIR NAG	086	SCIENCE - THEORY	41	41	0	0	0	0	1	2	5	20	13	82.07
74041	LUCKNOW	UTTAR PRADESH	SANT KABIR NAG	087	SOCIAL SCIENCE	41	41	0	0	0	0	0	0	1	8	32	92.20
74041	LUCKNOW	UTTAR PRADESH	SANT KABIR NAG	184	ENGLISH LNG & LIT.	41	41	0	0	0	0	1	4	12	18	6	75.29
74041	LUCKNOW	UTTAR PRADESH	SANT KABIR NAG	241	MATHEMATICS BASIC	17	17	0	0	0	1	1	0	3	6	6	78.65
			SANT KABIR NAG Average														82.47
74042	LUCKNOW	UTTAR PRADESH	BHADOHI	002	HINDI COURSE-A	82	82	0	0	0	1	0	1	10	47	23	83.09

SCH CODE	REGION	STATE	JNV	SUB CODE	SUBJ NAME	APPEARED	PASSED	FAILED	ABSENT	L33	e33l40	e40l50	e50l60	e60l75	e75l90	e90a	Subj. Avg
74042	LUCKNOW	UTTAR PRADESH	BHADOHI	041	MATHEMATICS STD	82	82	0	0	0	5	6	12	19	26	14	71.38
74042	LUCKNOW	UTTAR PRADESH	BHADOHI	086	SCIENCE - THEORY	82	81	1	0	0	6	11	17	23	15	9	63.90
74042	LUCKNOW	UTTAR PRADESH	BHADOHI	087	SOCIAL SCIENCE	82	82	0	0	0	0	2	3	16	43	18	80.28
74042	LUCKNOW	UTTAR PRADESH	BHADOHI	184	ENGLISH LNG & LIT.	82	82	0	0	0	0	2	9	27	32	12	75.60
			BHADOHI Average														74.85
74043	LUCKNOW	UTTAR PRADESH	SHRAWASTI	002	HINDI COURSE-A	40	40	0	0	0	0	0	0	6	26	8	82.55
74043	LUCKNOW	UTTAR PRADESH	SHRAWASTI	041	MATHEMATICS STD	31	31	0	0	0	1	3	1	8	7	11	77.71
74043	LUCKNOW	UTTAR PRADESH	SHRAWASTI	086	SCIENCE - THEORY	40	40	0	0	0	2	6	2	6	16	8	73.28
74043	LUCKNOW	UTTAR PRADESH	SHRAWASTI	087	SOCIAL SCIENCE	40	40	0	0	0	0	0	0	10	20	10	80.93
74043	LUCKNOW	UTTAR PRADESH	SHRAWASTI	184	ENGLISH LNG & LIT.	40	40	0	0	0	0	1	2	13	18	6	76.98
74043	LUCKNOW	UTTAR PRADESH	SHRAWASTI	241	MATHEMATICS BASIC	9	9	0	0	0	1	1	1	2	2	2	68.22
			SHRAWASTI Average														76.61
74044	LUCKNOW	UTTAR PRADESH	SIDDHARTH NAGA	002	HINDI COURSE-A	78	78	0	0	0	0	1	0	6	37	34	86.62
74044	LUCKNOW	UTTAR PRADESH	SIDDHARTH NAGA	041	MATHEMATICS STD	50	50	0	0	0	0	2	1	11	13	23	84.02
74044	LUCKNOW	UTTAR PRADESH	SIDDHARTH NAGA	086	SCIENCE - THEORY	78	78	0	0	0	1	1	10	29	23	14	74.51
74044	LUCKNOW	UTTAR PRADESH	SIDDHARTH NAGA	087	SOCIAL SCIENCE	78	78	0	0	0	0	0	0	2	16	60	92.92
74044	LUCKNOW	UTTAR PRADESH	SIDDHARTH NAGA	184	ENGLISH LNG & LIT.	78	78	0	0	0	1	2	4	27	38	6	74.15
74044	LUCKNOW	UTTAR PRADESH	SIDDHARTH NAGA	241	MATHEMATICS BASIC	28	28	0	0	0	2	1	4	6	9	6	73.21
			SIDDHARTH NAGA Average														80.91
74045	LUCKNOW	UTTAR PRADESH	SITAPUR-I	002	HINDI COURSE-A	82	82	0	0	0	0	0	2	4	32	44	87.67
74045	LUCKNOW	UTTAR PRADESH	SITAPUR-I	041	MATHEMATICS STD	79	79	0	0	0	1	4	5	23	22	24	77.68
74045	LUCKNOW	UTTAR PRADESH	SITAPUR-I	086	SCIENCE - THEORY	82	82	0	0	0	6	7	17	17	28	7	68.13
74045	LUCKNOW	UTTAR PRADESH	SITAPUR-I	087	SOCIAL SCIENCE	82	82	0	0	0	0	0	0	2	19	61	91.70
74045	LUCKNOW	UTTAR PRADESH	SITAPUR-I	184	ENGLISH LNG & LIT.	82	82	0	0	0	0	1	5	18	47	11	79.11
74045	LUCKNOW	UTTAR PRADESH	SITAPUR-I	241	MATHEMATICS BASIC	3	3	0	0	0	1	0	0	1	1	0	64.00
			SITAPUR-I Average														78.05
74046	LUCKNOW	UTTAR PRADESH	SONEBHADRA	002	HINDI COURSE-A	80	80	0	0	0	0	0	0	13	30	37	86.19
74046	LUCKNOW	UTTAR PRADESH	SONEBHADRA	041	MATHEMATICS STD	80	80	0	0	0	3	7	7	18	21	24	75.04
74046	LUCKNOW	UTTAR PRADESH	SONEBHADRA	086	SCIENCE - THEORY	80	80	0	0	0	0	9	10	13	33	15	74.18
74046	LUCKNOW	UTTAR PRADESH	SONEBHADRA	087	SOCIAL SCIENCE	80	80	0	0	0	0	0	0	1	14	65	92.49
74046	LUCKNOW	UTTAR PRADESH	SONEBHADRA	184	ENGLISH LNG & LIT.	80	80	0	0	0	0	1	5	19	38	17	78.50
			SONEBHADRA Average														81.28
74047	LUCKNOW	UTTAR PRADESH	UNNAO	002	HINDI COURSE-A	82	82	0	0	0	0	1	1	10	40	30	84.60
74047	LUCKNOW	UTTAR PRADESH	UNNAO	041	MATHEMATICS STD	82	77	5	0	0	10	13	13	10	21	10	61.88
74047	LUCKNOW	UTTAR PRADESH	UNNAO	086	SCIENCE - THEORY	82	82	0	0	0	13	11	16	19	20	3	60.27
74047	LUCKNOW	UTTAR PRADESH	UNNAO	087	SOCIAL SCIENCE	82	82	0	0	0	0	0	4	14	23	41	84.74
74047	LUCKNOW	UTTAR PRADESH	UNNAO	184	ENGLISH LNG & LIT.	82	82	0	0	0	0	4	9	34	26	9	72.06
			UNNAO Average														72.71
74048	LUCKNOW	UTTAR PRADESH	VARANASI	002	HINDI COURSE-A	41	41	0	0	0	0	0	0	2	4	35	91.37
74048	LUCKNOW	UTTAR PRADESH	VARANASI	041	MATHEMATICS STD	37	37	0	0	0	0	1	2	2	10	22	86.41
74048	LUCKNOW	UTTAR PRADESH	VARANASI	086	SCIENCE - THEORY	41	41	0	0	0	1	3	1	11	13	12	76.93
74048	LUCKNOW	UTTAR PRADESH	VARANASI	087	SOCIAL SCIENCE	41	41	0	0	0	0	0	2	1	12	26	89.02
74048	LUCKNOW	UTTAR PRADESH	VARANASI	184	ENGLISH LNG & LIT.	41	41	0	0	0	0	0	2	8	18	13	81.83
74048	LUCKNOW	UTTAR PRADESH	VARANASI	241	MATHEMATICS BASIC	4	4	0	0	0	1	0	0	2	0	1	66.75
			VARANASI Average														82.05
84031	LUCKNOW	UTTARAKHAND	U S NAGAR	002	HINDI COURSE-A	83	83	0	0	0	0	0	0	2	23	58	91.01
84031	LUCKNOW	UTTARAKHAND	U S NAGAR	041	MATHEMATICS STD	58	58	0	0	0	0	3	3	13	21	18	79.16
84031	LUCKNOW	UTTARAKHAND	U S NAGAR	086	SCIENCE	83	83	0	0	0	1	7	15	11	33	16	73.96
84031	LUCKNOW	UTTARAKHAND	U S NAGAR	087	SOCIAL SCIENCE	83	83	0	0	0	0	1	0	2	24	56	89.99
84031	LUCKNOW	UTTARAKHAND	U S NAGAR	184	ENGLISH LANG & LIT	83	83	0	0	0	0	2	4	21	25	31	80.17
84031	LUCKNOW	UTTARAKHAND	U S NAGAR	241	MATHEMATICS BASIC	25	25	0	0	0	1	3	2	9	3	7	72.24

SCH CODE	REGION	STATE	JNV	SUB CODE	SUBJ NAME	APPEARED	PASSED	FAILED	ABSENT	L33	e33l40	e40l50	e50l60	e60l75	e75l90	e90a	Subj. Avg
			U S NAGAR Average														81.09
84032	LUCKNOW	UTTARAKHAND	TEHRI GARHWAL	002	HINDI COURSE-A	40	40	0	0	0	0	0	0	4	11	25	89.65
84032	LUCKNOW	UTTARAKHAND	TEHRI GARHWAL	041	MATHEMATICS STD	34	34	0	0	0	2	1	6	8	11	6	73.32
84032	LUCKNOW	UTTARAKHAND	TEHRI GARHWAL	086	SCIENCE	40	40	0	0	0	1	2	5	9	15	8	74.60
84032	LUCKNOW	UTTARAKHAND	TEHRI GARHWAL	087	SOCIAL SCIENCE	40	40	0	0	0	0	0	1	6	20	13	82.50
84032	LUCKNOW	UTTARAKHAND	TEHRI GARHWAL	184	ENGLISH LANG & LIT	40	40	0	0	0	0	3	1	5	16	15	81.58
84032	LUCKNOW	UTTARAKHAND	TEHRI GARHWAL	241	MATHEMATICS BASIC	6	6	0	0	0	1	2	2	1	0	0	49.33
			TEHRI GARHWAL Average														75.16
84034	LUCKNOW	UTTARAKHAND	ALMORA	002	HINDI COURSE-A	82	82	0	0	0	0	0	0	7	18	57	90.23
84034	LUCKNOW	UTTARAKHAND	ALMORA	041	MATHEMATICS STD	53	53	0	0	0	5	5	11	17	14	1	63.70
84034	LUCKNOW	UTTARAKHAND	ALMORA	086	SCIENCE	82	82	0	0	0	7	10	15	24	21	5	65.01
84034	LUCKNOW	UTTARAKHAND	ALMORA	087	SOCIAL SCIENCE	82	82	0	0	0	0	0	7	7	33	35	83.85
84034	LUCKNOW	UTTARAKHAND	ALMORA	184	ENGLISH LANG & LIT	82	82	0	0	0	1	1	8	31	30	11	73.77
84034	LUCKNOW	UTTARAKHAND	ALMORA	241	MATHEMATICS BASIC	29	28	1	0	0	5	9	7	6	1	0	51.52
			ALMORA Average														71.35
84040	LUCKNOW	UTTARAKHAND	RUDRAPRAYAG	002	HINDI COURSE-A	79	79	0	0	0	0	0	0	2	25	52	91.06
84040	LUCKNOW	UTTARAKHAND	RUDRAPRAYAG	041	MATHEMATICS STD	79	79	0	0	0	5	9	15	23	13	14	67.84
84040	LUCKNOW	UTTARAKHAND	RUDRAPRAYAG	086	SCIENCE	79	79	0	0	0	0	7	8	18	30	16	75.94
84040	LUCKNOW	UTTARAKHAND	RUDRAPRAYAG	087	SOCIAL SCIENCE	79	79	0	0	0	0	1	2	14	24	38	83.84
84040	LUCKNOW	UTTARAKHAND	RUDRAPRAYAG	184	ENGLISH LANG & LIT	79	79	0	0	0	0	1	5	22	32	19	79.52
			RUDRAPRAYAG Average														79.64
84042	LUCKNOW	UTTAR PRADESH	MUZAFFARNAGAR	002	HINDI COURSE-A	82	82	0	0	0	0	0	0	3	9	70	94.34
84042	LUCKNOW	UTTAR PRADESH	MUZAFFARNAGAR	041	MATHEMATICS STD	75	75	0	0	0	1	1	5	11	29	28	80.89
84042	LUCKNOW	UTTAR PRADESH	MUZAFFARNAGAR	086	SCIENCE	82	82	0	0	0	3	5	5	17	27	25	77.83
84042	LUCKNOW	UTTAR PRADESH	MUZAFFARNAGAR	087	SOCIAL SCIENCE	82	82	0	0	0	0	0	1	3	21	57	90.49
84042	LUCKNOW	UTTAR PRADESH	MUZAFFARNAGAR	184	ENGLISH LANG & LIT	82	82	0	0	0	0	0	1	18	36	27	82.62
84042	LUCKNOW	UTTAR PRADESH	MUZAFFARNAGAR	241	MATHEMATICS BASIC	7	7	0	0	0	0	2	0	4	1	0	62.14
			MUZAFFARNAGAR Average														81.39
84043	LUCKNOW	UTTARAKHAND	UTTARKASHI	002	HINDI COURSE-A	80	80	0	0	0	1	0	0	7	35	37	86.98
84043	LUCKNOW	UTTARAKHAND	UTTARKASHI	041	MATHEMATICS STD	47	47	0	0	0	2	9	5	14	12	5	67.64
84043	LUCKNOW	UTTARAKHAND	UTTARKASHI	086	SCIENCE	80	79	1	0	0	6	9	19	20	18	7	64.34
84043	LUCKNOW	UTTARAKHAND	UTTARKASHI	087	SOCIAL SCIENCE	80	80	0	0	0	1	0	1	11	31	36	84.68
84043	LUCKNOW	UTTARAKHAND	UTTARKASHI	184	ENGLISH LANG & LIT	80	80	0	0	0	1	0	11	21	32	15	76.53
84043	LUCKNOW	UTTARAKHAND	UTTARKASHI	241	MATHEMATICS BASIC	33	33	0	0	0	3	7	5	10	5	3	61.91
			UTTARKASHI Average														73.68
84051	LUCKNOW	UTTAR PRADESH	BIJNOR	002	HINDI COURSE-A	80	80	0	0	0	0	0	0	3	16	61	91.69
84051	LUCKNOW	UTTAR PRADESH	BIJNOR	041	MATHEMATICS STD	53	53	0	0	0	0	3	0	5	17	28	85.85
84051	LUCKNOW	UTTAR PRADESH	BIJNOR	086	SCIENCE	80	79	1	0	0	10	7	8	22	19	13	67.39
84051	LUCKNOW	UTTAR PRADESH	BIJNOR	087	SOCIAL SCIENCE	80	80	0	0	0	0	2	2	8	25	43	85.91
84051	LUCKNOW	UTTAR PRADESH	BIJNOR	184	ENGLISH LANG & LIT	80	80	0	0	0	3	2	9	35	22	9	70.86
84051	LUCKNOW	UTTAR PRADESH	BIJNOR	241	MATHEMATICS BASIC	27	26	1	0	0	3	3	5	6	7	2	62.15
			BIJNOR Average														77.31
84052	LUCKNOW	UTTARAKHAND	HARIDWAR	002	HINDI COURSE-A	77	77	0	0	0	0	0	3	4	23	47	88.71
84052	LUCKNOW	UTTARAKHAND	HARIDWAR	041	MATHEMATICS STD	64	64	0	0	0	0	6	10	18	16	14	72.86
84052	LUCKNOW	UTTARAKHAND	HARIDWAR	086	SCIENCE	77	77	0	0	0	7	6	9	20	24	11	69.58
84052	LUCKNOW	UTTARAKHAND	HARIDWAR	087	SOCIAL SCIENCE	77	77	0	0	0	0	0	5	9	32	31	83.75
84052	LUCKNOW	UTTARAKHAND	HARIDWAR	184	ENGLISH LANG & LIT	77	77	0	0	0	0	5	7	25	24	16	75.25
84052	LUCKNOW	UTTARAKHAND	HARIDWAR	241	MATHEMATICS BASIC	13	13	0	0	0	2	2	3	4	2	0	57.46
			HARIDWAR Average														74.60
84056	LUCKNOW	UTTAR PRADESH	SAMBHAL	002	HINDI COURSE-A	42	42	0	0	1	0	0	0	2	14	25	88.07
84056	LUCKNOW	UTTAR PRADESH	SAMBHAL	041	MATHEMATICS STD	37	37	0	0	0	2	4	7	8	8	8	70.24

SCH CODE	REGION	STATE	JNV	SUB CODE	SUBJ NAME	APPEARED	PASSED	FAILED	ABSENT	L33	e33l40	e40l50	e50l60	e60l75	e75l90	e90a	Subj. Avg
84056	LUCKNOW	UTTAR PRADESH	SAMBHAL	086	SCIENCE	42	42	0	0	1	1	6	4	10	12	8	69.38
84056	LUCKNOW	UTTAR PRADESH	SAMBHAL	087	SOCIAL SCIENCE	42	42	0	0	1	0	1	3	13	16	8	75.69
84056	LUCKNOW	UTTAR PRADESH	SAMBHAL	184	ENGLISH LANG & LIT	42	42	0	0	1	0	5	6	13	9	8	68.26
84056	LUCKNOW	UTTAR PRADESH	SAMBHAL	241	MATHEMATICS BASIC	5	5	0	0	1	0	2	0	2	0	0	46.80
			SAMBHAL Average														69.74
84059	LUCKNOW	UTTARAKHAND	CHAMPAWAT	002	HINDI COURSE-A	78	78	0	0	0	0	0	0	3	4	71	94.04
84059	LUCKNOW	UTTARAKHAND	CHAMPAWAT	041	MATHEMATICS STD	48	48	0	0	0	4	4	8	10	12	10	70.02
84059	LUCKNOW	UTTARAKHAND	CHAMPAWAT	086	SCIENCE	78	78	0	0	0	4	6	16	24	18	10	68.18
84059	LUCKNOW	UTTARAKHAND	CHAMPAWAT	087	SOCIAL SCIENCE	78	78	0	0	0	0	0	3	12	32	31	83.58
84059	LUCKNOW	UTTARAKHAND	CHAMPAWAT	184	ENGLISH LANG & LIT	78	78	0	0	0	0	2	8	28	29	11	74.44
84059	LUCKNOW	UTTARAKHAND	CHAMPAWAT	241	MATHEMATICS BASIC	30	30	0	0	0	4	12	5	4	4	1	54.03
			CHAMPAWAT Average														74.05
84062	LUCKNOW	UTTAR PRADESH	J P NAGAR	002	HINDI COURSE-A	77	77	0	0	0	0	0	1	3	16	57	92.06
84062	LUCKNOW	UTTAR PRADESH	J P NAGAR	041	MATHEMATICS STD	56	56	0	0	0	5	9	8	9	11	14	68.43
84062	LUCKNOW	UTTAR PRADESH	J P NAGAR	086	SCIENCE	77	75	2	0	0	4	11	5	20	17	18	69.64
84062	LUCKNOW	UTTAR PRADESH	J P NAGAR	087	SOCIAL SCIENCE	77	77	0	0	0	3	2	4	25	23	20	76.88
84062	LUCKNOW	UTTAR PRADESH	J P NAGAR	184	ENGLISH LANG & LIT	77	77	0	0	0	1	6	9	22	31	8	72.51
84062	LUCKNOW	UTTAR PRADESH	J P NAGAR	241	MATHEMATICS BASIC	21	19	2	0	0	6	2	3	3	2	3	53.67
			J P NAGAR Average														72.20
84064	LUCKNOW	UTTAR PRADESH	SAHARANPUR	002	HINDI COURSE-A	40	40	0	0	0	0	0	0	1	10	29	92.10
84064	LUCKNOW	UTTAR PRADESH	SAHARANPUR	041	MATHEMATICS STD	28	27	1	0	0	1	2	2	4	7	11	76.79
84064	LUCKNOW	UTTAR PRADESH	SAHARANPUR	086	SCIENCE	40	40	0	0	0	3	7	5	8	6	11	67.63
84064	LUCKNOW	UTTAR PRADESH	SAHARANPUR	087	SOCIAL SCIENCE	40	40	0	0	0	0	1	3	11	15	10	78.93
84064	LUCKNOW	UTTAR PRADESH	SAHARANPUR	184	ENGLISH LANG & LIT	40	40	0	0	0	0	2	4	13	16	5	72.60
84064	LUCKNOW	UTTAR PRADESH	SAHARANPUR	241	MATHEMATICS BASIC	12	12	0	0	0	1	2	5	1	2	1	59.25
			SAHARANPUR Average														74.55
84065	LUCKNOW	UTTAR PRADESH	MORADABAD	002	HINDI COURSE-A	78	78	0	0	0	0	0	0	1	15	62	93.67
84065	LUCKNOW	UTTAR PRADESH	MORADABAD	041	MATHEMATICS STD	67	67	0	0	0	2	1	9	15	16	24	77.46
84065	LUCKNOW	UTTAR PRADESH	MORADABAD	086	SCIENCE	78	78	0	0	0	3	6	8	18	21	22	74.73
84065	LUCKNOW	UTTAR PRADESH	MORADABAD	087	SOCIAL SCIENCE	78	78	0	0	0	0	0	0	2	21	55	90.76
84065	LUCKNOW	UTTAR PRADESH	MORADABAD	184	ENGLISH LANG & LIT	78	78	0	0	0	0	0	1	12	28	37	86.40
84065	LUCKNOW	UTTAR PRADESH	MORADABAD	241	MATHEMATICS BASIC	11	11	0	0	0	0	2	2	1	5	1	69.82
			MORADABAD Average														82.14
84069	LUCKNOW	UTTARAKHAND	CHAMOLI	002	HINDI COURSE-A	38	38	0	0	0	0	0	0	2	23	13	86.82
84069	LUCKNOW	UTTARAKHAND	CHAMOLI	041	MATHEMATICS STD	38	36	2	0	0	1	6	4	11	12	2	65.08
84069	LUCKNOW	UTTARAKHAND	CHAMOLI	086	SCIENCE	38	38	0	0	0	1	3	3	8	20	3	73.92
84069	LUCKNOW	UTTARAKHAND	CHAMOLI	087	SOCIAL SCIENCE	38	38	0	0	0	0	0	1	8	21	8	82.34
84069	LUCKNOW	UTTARAKHAND	CHAMOLI	184	ENGLISH LANG & LIT	38	38	0	0	0	0	0	1	7	22	8	80.97
			CHAMOLI Average														77.83
84072	LUCKNOW	UTTARAKHAND	NAINITAL	002	HINDI COURSE-A	78	78	0	0	0	0	0	0	2	9	67	94.69
84072	LUCKNOW	UTTARAKHAND	NAINITAL	041	MATHEMATICS STD	65	65	0	0	0	0	3	1	14	22	25	81.25
84072	LUCKNOW	UTTARAKHAND	NAINITAL	086	SCIENCE	78	78	0	0	0	1	3	8	13	21	32	79.35
84072	LUCKNOW	UTTARAKHAND	NAINITAL	087	SOCIAL SCIENCE	78	78	0	0	0	0	1	1	10	30	36	86.01
84072	LUCKNOW	UTTARAKHAND	NAINITAL	184	ENGLISH LANG & LIT	78	78	0	0	0	0	0	3	17	29	29	83.08
84072	LUCKNOW	UTTARAKHAND	NAINITAL	241	MATHEMATICS BASIC	13	13	0	0	0	1	3	2	4	3	0	60.92
			NAINITAL Average														80.88
84075	LUCKNOW	UTTARAKHAND	BAGESHWAR	002	HINDI COURSE-A	42	42	0	0	0	0	0	0	2	21	19	87.52
84075	LUCKNOW	UTTARAKHAND	BAGESHWAR	041	MATHEMATICS STD	29	29	0	0	0	0	2	2	4	14	7	78.00
84075	LUCKNOW	UTTARAKHAND	BAGESHWAR	086	SCIENCE	42	42	0	0	0	2	5	5	9	17	4	69.64
84075	LUCKNOW	UTTARAKHAND	BAGESHWAR	087	SOCIAL SCIENCE	42	42	0	0	0	0	0	1	5	12	24	86.24
84075	LUCKNOW	UTTARAKHAND	BAGESHWAR	184	ENGLISH LANG & LIT	42	42	0	0	0	0	1	3	7	20	11	80.79

SCH CODE	REGION	STATE	JNV	SUB CODE	SUBJ NAME	APPEARED	PASSED	FAILED	ABSENT	L33	e33l40	e40l50	e50l60	e60l75	e75l90	e90a	Subj. Avg
84075	LUCKNOW	UTTARAKHAND	BAGESHWAR	241	MATHEMATICS BASIC	13	12	1	0	0	3	5	2	2	0	0	45.69
			BAGESHWAR Average														74.65
84077	LUCKNOW	UTTARAKHAND	PAURI GARHWAL	002	HINDI COURSE-A	41	41	0	0	0	0	0	0	2	17	22	88.93
84077	LUCKNOW	UTTARAKHAND	PAURI GARHWAL	041	MATHEMATICS STD	41	41	0	0	0	2	3	4	14	11	7	70.90
84077	LUCKNOW	UTTARAKHAND	PAURI GARHWAL	086	SCIENCE	41	41	0	0	0	1	1	4	11	18	6	75.29
84077	LUCKNOW	UTTARAKHAND	PAURI GARHWAL	087	SOCIAL SCIENCE	41	41	0	0	0	0	0	1	6	16	18	84.80
84077	LUCKNOW	UTTARAKHAND	PAURI GARHWAL	184	ENGLISH LANG & LIT	41	41	0	0	0	0	0	1	12	22	6	78.51
			PAURI GARHWAL Average														79.69
84078	LUCKNOW	UTTARAKHAND	PITHORAGARH	002	HINDI COURSE-A	79	79	0	0	0	0	0	0	8	21	50	89.25
84078	LUCKNOW	UTTARAKHAND	PITHORAGARH	041	MATHEMATICS STD	79	77	2	0	0	9	8	11	19	24	6	65.00
84078	LUCKNOW	UTTARAKHAND	PITHORAGARH	086	SCIENCE	79	79	0	0	0	6	7	13	27	20	6	66.68
84078	LUCKNOW	UTTARAKHAND	PITHORAGARH	087	SOCIAL SCIENCE	79	79	0	0	0	0	1	3	12	27	36	84.24
84078	LUCKNOW	UTTARAKHAND	PITHORAGARH	184	ENGLISH LANG & LIT	79	79	0	0	0	0	0	7	23	33	16	78.19
			PITHORAGARH Average														76.67
84082	LUCKNOW	UTTARAKHAND	DEHRADUN	002	HINDI COURSE-A	41	41	0	0	0	0	0	0	0	8	33	93.85
84082	LUCKNOW	UTTARAKHAND	DEHRADUN	041	MATHEMATICS STD	36	36	0	0	0	1	4	4	11	9	7	71.03
84082	LUCKNOW	UTTARAKHAND	DEHRADUN	086	SCIENCE	41	41	0	0	0	0	3	1	11	17	9	77.46
84082	LUCKNOW	UTTARAKHAND	DEHRADUN	087	SOCIAL SCIENCE	41	41	0	0	0	0	0	1	6	13	21	85.90
84082	LUCKNOW	UTTARAKHAND	DEHRADUN	184	ENGLISH LANG & LIT	41	41	0	0	0	1	0	0	9	16	15	82.71
84082	LUCKNOW	UTTARAKHAND	DEHRADUN	241	MATHEMATICS BASIC	5	5	0	0	0	0	2	0	2	0	1	63.00
			DEHRADUN Average														78.99
19171	PATNA	W.BENGAL	UTTAR 24 PARGA	005	BENGALI	36	36	0	0	0	0	0	0	0	3	33	93.19
19171	PATNA	W.BENGAL	UTTAR 24 PARGA	041	MATHEMATICS STD	21	21	0	0	0	0	0	0	5	8	8	83.33
19171	PATNA	W.BENGAL	UTTAR 24 PARGA	085	HINDI COURSE-B	3	3	0	0	0	0	0	0	0	0	3	96.33
19171	PATNA	W.BENGAL	UTTAR 24 PARGA	086	SCIENCE - THEORY	39	39	0	0	0	0	2	3	13	7	14	77.77
19171	PATNA	W.BENGAL	UTTAR 24 PARGA	087	SOCIAL SCIENCE	39	39	0	0	0	0	0	0	11	14	14	83.00
19171	PATNA	W.BENGAL	UTTAR 24 PARGA	184	ENGLISH LNG & LIT.	39	39	0	0	0	0	0	0	3	19	17	86.79
19171	PATNA	W.BENGAL	UTTAR 24 PARGA	241	MATHEMATICS BASIC	18	18	0	0	0	1	1	2	6	5	3	69.28
			UTTAR 24 PARGA Average														84.24
19172	PATNA	W.BENGAL	DARJEELING	024	NEPALI	26	26	0	0	0	0	1	0	5	17	3	80.12
19172	PATNA	W.BENGAL	DARJEELING	041	MATHEMATICS STD	14	14	0	0	0	0	1	1	10	2	0	66.00
19172	PATNA	W.BENGAL	DARJEELING	085	HINDI COURSE-B	7	7	0	0	0	0	0	2	0	4	1	77.29
19172	PATNA	W.BENGAL	DARJEELING	086	SCIENCE - THEORY	33	32	1	0	0	7	6	10	6	3	0	51.70
19172	PATNA	W.BENGAL	DARJEELING	087	SOCIAL SCIENCE	33	33	0	0	0	0	0	0	6	7	20	86.55
19172	PATNA	W.BENGAL	DARJEELING	184	ENGLISH LNG & LIT.	33	33	0	0	0	0	1	2	5	16	9	80.00
19172	PATNA	W.BENGAL	DARJEELING	241	MATHEMATICS BASIC	19	19	0	0	0	0	7	5	7	0	0	55.53
			DARJEELING Average														71.03
19173	PATNA	W.BENGAL	UTTAR DINAJPUR	005	BENGALI	30	30	0	0	0	0	0	1	0	9	20	90.47
19173	PATNA	W.BENGAL	UTTAR DINAJPUR	041	MATHEMATICS STD	18	17	1	0	0	0	0	2	3	6	6	77.44
19173	PATNA	W.BENGAL	UTTAR DINAJPUR	085	HINDI COURSE-B	8	8	0	0	0	0	0	0	0	2	6	92.38
19173	PATNA	W.BENGAL	UTTAR DINAJPUR	086	SCIENCE - THEORY	38	37	1	0	0	6	2	3	9	10	7	67.11
19173	PATNA	W.BENGAL	UTTAR DINAJPUR	087	SOCIAL SCIENCE	38	38	0	0	0	3	3	5	12	14	1	67.55
19173	PATNA	W.BENGAL	UTTAR DINAJPUR	184	ENGLISH LNG & LIT.	38	37	1	0	0	0	0	0	7	20	10	81.66
19173	PATNA	W.BENGAL	UTTAR DINAJPUR	241	MATHEMATICS BASIC	20	19	1	0	0	2	3	3	5	1	5	63.75
			UTTAR DINAJPUR Average														77.19
19174	PATNA	W.BENGAL	BIRBHUM	005	BENGALI	76	76	0	0	0	0	0	0	3	15	58	91.84
19174	PATNA	W.BENGAL	BIRBHUM	041	MATHEMATICS STD	42	42	0	0	0	2	2	2	8	15	13	78.52
19174	PATNA	W.BENGAL	BIRBHUM	085	HINDI COURSE-B	1	1	0	0	0	0	0	0	0	1	0	76.00
19174	PATNA	W.BENGAL	BIRBHUM	086	SCIENCE - THEORY	77	75	2	0	0	8	5	7	20	28	7	68.13
19174	PATNA	W.BENGAL	BIRBHUM	087	SOCIAL SCIENCE	77	77	0	0	0	0	1	1	18	25	32	82.96
19174	PATNA	W.BENGAL	BIRBHUM	184	ENGLISH LNG & LIT.	77	77	0	0	0	0	2	6	13	36	20	79.32

SCH CODE	REGION	STATE	JNV	SUB CODE	SUBJ NAME	APPEARED	PASSED	FAILED	ABSENT	L33	e33l40	e40l50	e50l60	e60l75	e75l90	e90a	Subj. Avg
19174	PATNA	W.BENGAL	BIRBHUM	241	MATHEMATICS BASIC	35	34	1	0	0	6	8	4	6	8	2	58.26
			BIRBHUM Average														76.43
19175	PATNA	W.BENGAL	BURDWAN	002	HINDI COURSE-A	9	9	0	0	0	0	0	0	1	4	4	86.00
19175	PATNA	W.BENGAL	BURDWAN	005	BENGALI	33	33	0	0	0	0	0	0	0	4	29	95.33
19175	PATNA	W.BENGAL	BURDWAN	041	MATHEMATICS STD	26	26	0	0	0	1	0	0	2	8	15	87.46
19175	PATNA	W.BENGAL	BURDWAN	085	HINDI COURSE-B	1	1	0	0	0	0	0	0	0	0	1	95.00
19175	PATNA	W.BENGAL	BURDWAN	086	SCIENCE - THEORY	42	42	0	0	0	0	1	8	14	16	3	71.24
19175	PATNA	W.BENGAL	BURDWAN	087	SOCIAL SCIENCE	42	42	0	0	0	0	0	0	1	15	26	90.40
19175	PATNA	W.BENGAL	BURDWAN	184	ENGLISH LNG & LIT.	42	42	0	0	0	0	0	0	7	26	9	82.79
19175	PATNA	W.BENGAL	BURDWAN	241	MATHEMATICS BASIC	16	16	0	0	0	0	1	1	7	0	7	78.50
			BURDWAN Average														85.84
19176	PATNA	W.BENGAL	HOOGHLY	005	BENGALI	65	65	0	0	0	0	0	1	2	14	48	92.11
19176	PATNA	W.BENGAL	HOOGHLY	041	MATHEMATICS STD	25	25	0	0	0	0	1	1	6	10	7	79.96
19176	PATNA	W.BENGAL	HOOGHLY	085	HINDI COURSE-B	15	15	0	0	0	0	0	0	1	6	8	87.67
19176	PATNA	W.BENGAL	HOOGHLY	086	SCIENCE - THEORY	80	80	0	0	0	6	6	4	17	28	19	74.59
19176	PATNA	W.BENGAL	HOOGHLY	087	SOCIAL SCIENCE	80	80	0	0	0	0	3	5	21	29	22	78.61
19176	PATNA	W.BENGAL	HOOGHLY	184	ENGLISH LNG & LIT.	80	80	0	0	0	0	5	5	20	34	16	76.99
19176	PATNA	W.BENGAL	HOOGHLY	241	MATHEMATICS BASIC	55	55	0	0	0	8	9	6	8	10	14	67.04
			HOOGHLY Average														79.57
19177	PATNA	W.BENGAL	ALIPURDWAR	005	BENGALI	47	47	0	0	0	0	0	0	5	25	17	87.17
19177	PATNA	W.BENGAL	ALIPURDWAR	041	MATHEMATICS STD	46	46	0	0	0	3	4	7	14	10	8	69.37
19177	PATNA	W.BENGAL	ALIPURDWAR	085	HINDI COURSE-B	30	30	0	0	0	0	0	0	1	12	17	89.63
19177	PATNA	W.BENGAL	ALIPURDWAR	086	SCIENCE - THEORY	77	76	1	0	0	2	5	14	28	19	8	68.86
19177	PATNA	W.BENGAL	ALIPURDWAR	087	SOCIAL SCIENCE	77	77	0	0	0	0	0	5	22	37	13	77.61
19177	PATNA	W.BENGAL	ALIPURDWAR	184	ENGLISH LNG & LIT.	77	77	0	0	0	1	2	0	27	35	12	77.35
19177	PATNA	W.BENGAL	ALIPURDWAR	241	MATHEMATICS BASIC	31	30	1	0	0	2	8	7	9	2	2	57.19
			ALIPURDWAR Average														75.31
19178	PATNA	W.BENGAL	MURSHIDABAD	005	BENGALI	76	76	0	0	0	0	0	0	1	10	65	93.76
19178	PATNA	W.BENGAL	MURSHIDABAD	041	MATHEMATICS STD	63	63	0	0	0	1	0	5	8	19	30	84.44
19178	PATNA	W.BENGAL	MURSHIDABAD	085	HINDI COURSE-B	2	2	0	0	0	0	0	0	0	1	1	87.50
19178	PATNA	W.BENGAL	MURSHIDABAD	086	SCIENCE - THEORY	78	78	0	0	0	2	4	7	16	28	21	76.96
19178	PATNA	W.BENGAL	MURSHIDABAD	087	SOCIAL SCIENCE	78	78	0	0	0	0	0	4	8	26	40	86.37
19178	PATNA	W.BENGAL	MURSHIDABAD	184	ENGLISH LNG & LIT.	78	78	0	0	0	0	0	2	13	39	24	82.88
19178	PATNA	W.BENGAL	MURSHIDABAD	241	MATHEMATICS BASIC	15	15	0	0	0	0	2	2	7	3	1	67.47
			MURSHIDABAD Average														82.77
19179	PATNA	W.BENGAL	BANKURA	005	BENGALI	34	34	0	0	0	0	0	0	1	10	23	89.85
19179	PATNA	W.BENGAL	BANKURA	041	MATHEMATICS STD	17	17	0	0	0	0	1	2	5	6	3	75.00
19179	PATNA	W.BENGAL	BANKURA	085	HINDI COURSE-B	3	3	0	0	0	0	0	0	1	1	1	78.67
19179	PATNA	W.BENGAL	BANKURA	086	SCIENCE - THEORY	37	37	0	0	0	0	2	4	12	11	8	74.43
19179	PATNA	W.BENGAL	BANKURA	087	SOCIAL SCIENCE	37	37	0	0	0	0	3	7	12	10	5	71.24
19179	PATNA	W.BENGAL	BANKURA	184	ENGLISH LNG & LIT.	37	37	0	0	0	0	0	2	5	21	9	81.59
19179	PATNA	W.BENGAL	BANKURA	241	MATHEMATICS BASIC	20	20	0	0	0	2	1	3	6	5	3	69.05
			BANKURA Average														77.12
19180	PATNA	W.BENGAL	E. MEDINIPUR	005	BENGALI	38	38	0	0	0	0	1	0	1	6	30	91.00
19180	PATNA	W.BENGAL	E. MEDINIPUR	041	MATHEMATICS STD	38	38	0	0	0	4	2	2	6	7	17	78.87
19180	PATNA	W.BENGAL	E. MEDINIPUR	085	HINDI COURSE-B	2	2	0	0	0	0	0	0	0	1	1	88.00
19180	PATNA	W.BENGAL	E. MEDINIPUR	086	SCIENCE - THEORY	38	38	0	0	0	4	3	2	4	19	6	73.55
19180	PATNA	W.BENGAL	E. MEDINIPUR	087	SOCIAL SCIENCE	38	38	0	0	0	0	0	2	4	5	27	88.74
19180	PATNA	W.BENGAL	E. MEDINIPUR	184	ENGLISH LNG & LIT.	38	38	0	0	0	0	1	2	6	20	9	80.11
			E. MEDINIPUR Average														83.38
19181	PATNA	W.BENGAL	PURULIA	005	BENGALI	73	73	0	0	0	0	0	0	5	18	50	91.16

SCH CODE	REGION	STATE	JNV	SUB CODE	SUBJ NAME	APPEARED	PASSED	FAILED	ABSENT	L33	e33l40	e40l50	e50l60	e60l75	e75l90	e90a	Subj. Avg
19181	PATNA	W.BENGAL	PURULIA	041	MATHEMATICS STD	51	51	0	0	0	0	0	0	2	15	34	91.24
19181	PATNA	W.BENGAL	PURULIA	085	HINDI COURSE-B	7	7	0	0	0	0	0	0	2	4	1	81.43
19181	PATNA	W.BENGAL	PURULIA	086	SCIENCE - THEORY	80	80	0	0	0	11	7	9	22	21	10	66.70
19181	PATNA	W.BENGAL	PURULIA	087	SOCIAL SCIENCE	80	80	0	0	0	0	4	11	19	32	14	75.36
19181	PATNA	W.BENGAL	PURULIA	184	ENGLISH LNG & LIT.	80	80	0	0	0	0	4	5	22	31	18	76.83
19181	PATNA	W.BENGAL	PURULIA	241	MATHEMATICS BASIC	29	29	0	0	0	0	1	3	8	9	8	77.17
			PURULIA Average														79.98
19182	PATNA	W.BENGAL	W. MEDINAPUR	005	BENGALI	32	32	0	0	0	0	1	0	0	10	21	90.72
19182	PATNA	W.BENGAL	W. MEDINAPUR	041	MATHEMATICS STD	24	24	0	0	0	1	0	2	3	5	13	85.25
19182	PATNA	W.BENGAL	W. MEDINAPUR	085	HINDI COURSE-B	6	6	0	0	0	0	0	0	1	1	4	86.83
19182	PATNA	W.BENGAL	W. MEDINAPUR	086	SCIENCE - THEORY	38	38	0	0	0	1	5	6	9	8	9	71.00
19182	PATNA	W.BENGAL	W. MEDINAPUR	087	SOCIAL SCIENCE	38	38	0	0	0	0	1	0	3	6	28	90.05
19182	PATNA	W.BENGAL	W. MEDINAPUR	184	ENGLISH LNG & LIT.	38	38	0	0	0	0	0	1	7	19	11	82.79
19182	PATNA	W.BENGAL	W. MEDINAPUR	241	MATHEMATICS BASIC	14	14	0	0	0	1	2	2	3	3	3	68.14
			W. MEDINAPUR Average														82.11
19183	PATNA	W.BENGAL	KOOCH BIHAR	005	BENGALI	36	36	0	0	0	0	0	0	0	13	23	90.28
19183	PATNA	W.BENGAL	KOOCH BIHAR	041	MATHEMATICS STD	26	26	0	0	0	0	0	2	3	11	10	84.46
19183	PATNA	W.BENGAL	KOOCH BIHAR	085	HINDI COURSE-B	30	30	0	0	0	0	0	0	12	15	3	78.23
19183	PATNA	W.BENGAL	KOOCH BIHAR	086	SCIENCE - THEORY	39	38	1	0	0	4	5	7	10	11	1	62.10
19183	PATNA	W.BENGAL	KOOCH BIHAR	087	SOCIAL SCIENCE	39	39	0	0	0	0	1	1	8	17	12	81.72
19183	PATNA	W.BENGAL	KOOCH BIHAR	184	ENGLISH LNG & LIT.	39	39	0	0	0	0	0	1	4	22	12	83.41
19183	PATNA	W.BENGAL	KOOCH BIHAR	241	MATHEMATICS BASIC	13	13	0	0	0	1	1	2	6	3	0	65.62
			KOOCH BIHAR Average														77.97
19184	PATNA	W.BENGAL	S. 24 PARAGANA	005	BENGALI	28	28	0	0	0	0	0	0	1	3	24	93.46
19184	PATNA	W.BENGAL	S. 24 PARAGANA	041	MATHEMATICS STD	19	19	0	0	0	1	1	2	6	1	8	76.58
19184	PATNA	W.BENGAL	S. 24 PARAGANA	085	HINDI COURSE-B	2	2	0	0	0	0	0	0	0	0	2	94.00
19184	PATNA	W.BENGAL	S. 24 PARAGANA	086	SCIENCE - THEORY	30	30	0	0	0	1	1	8	11	7	2	65.80
19184	PATNA	W.BENGAL	S. 24 PARAGANA	087	SOCIAL SCIENCE	30	30	0	0	0	0	2	1	2	17	8	80.50
19184	PATNA	W.BENGAL	S. 24 PARAGANA	184	ENGLISH LNG & LIT.	30	30	0	0	0	0	0	2	3	20	5	80.40
19184	PATNA	W.BENGAL	S. 24 PARAGANA	241	MATHEMATICS BASIC	11	11	0	0	0	1	1	2	3	3	1	67.27
			S. 24 PARAGANA Average														79.72
19185	PATNA	W.BENGAL	DAKSHIN DINAJP	005	BENGALI	35	35	0	0	0	0	0	0	0	10	25	90.63
19185	PATNA	W.BENGAL	DAKSHIN DINAJP	041	MATHEMATICS STD	24	24	0	0	0	0	3	2	5	5	9	77.33
19185	PATNA	W.BENGAL	DAKSHIN DINAJP	085	HINDI COURSE-B	2	2	0	0	0	0	0	0	0	0	2	92.50
19185	PATNA	W.BENGAL	DAKSHIN DINAJP	086	SCIENCE - THEORY	37	37	0	0	0	0	3	5	6	15	8	75.54
19185	PATNA	W.BENGAL	DAKSHIN DINAJP	087	SOCIAL SCIENCE	37	37	0	0	0	0	0	1	2	14	20	88.27
19185	PATNA	W.BENGAL	DAKSHIN DINAJP	184	ENGLISH LNG & LIT.	37	37	0	0	0	0	1	2	5	14	15	83.19
19185	PATNA	W.BENGAL	DAKSHIN DINAJP	241	MATHEMATICS BASIC	13	13	0	0	0	1	1	0	5	3	3	75.00
			DAKSHIN DINAJP Average														83.21
19186	PATNA	W.BENGAL	NADIA	005	BENGALI	68	68	0	0	0	1	0	0	3	13	51	90.38
19186	PATNA	W.BENGAL	NADIA	041	MATHEMATICS STD	76	76	0	0	0	8	6	10	13	21	18	71.68
19186	PATNA	W.BENGAL	NADIA	085	HINDI COURSE-B	8	8	0	0	0	0	0	0	0	2	6	94.00
19186	PATNA	W.BENGAL	NADIA	086	SCIENCE - THEORY	76	74	2	0	0	3	6	7	19	24	15	72.21
19186	PATNA	W.BENGAL	NADIA	087	SOCIAL SCIENCE	76	76	0	0	0	2	5	1	17	23	28	78.66
19186	PATNA	W.BENGAL	NADIA	184	ENGLISH LNG & LIT.	76	76	0	0	0	1	2	1	12	46	14	80.93
			NADIA Average														81.31
19187	PATNA	W.BENGAL	S.24 PARAGANAS	005	BENGALI	39	39	0	0	0	0	0	0	2	16	21	89.69
19187	PATNA	W.BENGAL	S.24 PARAGANAS	041	MATHEMATICS STD	29	29	0	0	0	0	0	0	2	14	13	88.62
19187	PATNA	W.BENGAL	S.24 PARAGANAS	085	HINDI COURSE-B	1	1	0	0	0	0	0	0	0	0	1	93.00
19187	PATNA	W.BENGAL	S.24 PARAGANAS	086	SCIENCE - THEORY	40	40	0	0	0	2	4	2	9	18	5	72.88
19187	PATNA	W.BENGAL	S.24 PARAGANAS	087	SOCIAL SCIENCE	40	40	0	0	0	0	1	2	4	8	25	86.25

SCH CODE	REGION	STATE	JNV	SUB CODE	SUBJ NAME	APPEARED	PASSED	FAILED	ABSENT	L33	e33l40	e40l50	e50l60	e60l75	e75l90	e90a	Subj. Avg
19187	PATNA	W.BENGAL	S.24 PARAGANAS	184	ENGLISH LNG & LIT.	40	40	0	0	0	0	1	0	6	22	11	82.30
19187	PATNA	W.BENGAL	S.24 PARAGANAS	241	MATHEMATICS BASIC	11	11	0	0	0	1	2	5	2	1	0	55.73
			S.24 PARAGANAS Average														81.21
69012	PATNA	BIHAR	W. CHAMPARAN	002	HINDI COURSE-A	77	77	0	2	0	0	0	0	0	13	64	93.23
69012	PATNA	BIHAR	W. CHAMPARAN	041	MATHEMATICS STD	77	77	0	2	0	4	4	10	15	22	22	75.04
69012	PATNA	BIHAR	W. CHAMPARAN	086	SCIENCE	77	76	1	2	0	5	8	3	22	25	13	70.21
69012	PATNA	BIHAR	W. CHAMPARAN	087	SOCIAL SCIENCE	77	77	0	2	0	0	0	4	12	52	9	79.31
69012	PATNA	BIHAR	W. CHAMPARAN	184	ENGLISH LANG & LIT	77	77	0	2	0	1	1	6	18	35	16	77.48
			W. CHAMPARAN Average														79.05
69013	PATNA	BIHAR	GAYA - I	002	HINDI COURSE-A	70	70	0	0	0	0	0	4	10	31	25	82.50
69013	PATNA	BIHAR	GAYA - I	041	MATHEMATICS STD	43	43	0	0	0	0	0	5	8	18	12	78.95
69013	PATNA	BIHAR	GAYA - I	049	PAINTING	39	39	0	0	0	0	0	0	0	6	33	93.23
69013	PATNA	BIHAR	GAYA - I	086	SCIENCE	70	69	1	0	1	9	9	12	18	12	8	63.07
69013	PATNA	BIHAR	GAYA - I	087	SOCIAL SCIENCE	70	70	0	0	0	0	7	5	11	28	19	77.33
69013	PATNA	BIHAR	GAYA - I	165	COMPUTER APPLICATI	30	30	0	0	0	0	0	0	0	5	25	94.13
69013	PATNA	BIHAR	GAYA - I	184	ENGLISH LANG & LIT	70	70	0	0	0	1	6	11	28	21	3	68.63
69013	PATNA	BIHAR	GAYA - I	241	MATHEMATICS BASIC	27	27	0	0	0	4	7	6	5	5	0	55.85
			GAYA - I Average														76.71
69014	PATNA	BIHAR	BHOJPUR	002	HINDI COURSE-A	80	80	0	2	0	0	3	7	21	32	17	77.18
69014	PATNA	BIHAR	BHOJPUR	041	MATHEMATICS STD	60	60	0	2	0	0	3	10	6	19	22	79.03
69014	PATNA	BIHAR	BHOJPUR	086	SCIENCE	80	79	1	2	0	10	11	16	20	20	2	61.14
69014	PATNA	BIHAR	BHOJPUR	087	SOCIAL SCIENCE	80	80	0	2	0	1	0	4	11	13	51	86.89
69014	PATNA	BIHAR	BHOJPUR	184	ENGLISH LANG & LIT	80	80	0	2	0	1	7	5	22	37	8	73.73
69014	PATNA	BIHAR	BHOJPUR	241	MATHEMATICS BASIC	20	19	1	0	0	4	6	4	3	2	0	50.95
			BHOJPUR Average														71.49
69015	PATNA	BIHAR	SAMASTIPUR	002	HINDI COURSE-A	83	83	0	0	0	0	0	1	10	42	30	85.25
69015	PATNA	BIHAR	SAMASTIPUR	041	MATHEMATICS STD	57	57	0	0	0	0	3	6	7	19	22	80.53
69015	PATNA	BIHAR	SAMASTIPUR	086	SCIENCE	83	83	0	0	0	3	5	7	15	30	23	76.87
69015	PATNA	BIHAR	SAMASTIPUR	087	SOCIAL SCIENCE	83	83	0	0	0	0	0	1	9	21	52	88.36
69015	PATNA	BIHAR	SAMASTIPUR	184	ENGLISH LANG & LIT	83	83	0	0	0	0	0	4	17	45	17	80.18
69015	PATNA	BIHAR	SAMASTIPUR	241	MATHEMATICS BASIC	26	26	0	0	0	2	5	0	11	5	3	66.58
			SAMASTIPUR Average														79.63
69016	PATNA	BIHAR	BEGUSARAI	002	HINDI COURSE-A	79	79	0	1	0	0	0	0	15	31	33	84.92
69016	PATNA	BIHAR	BEGUSARAI	041	MATHEMATICS STD	51	51	0	1	0	1	2	6	12	13	17	76.96
69016	PATNA	BIHAR	BEGUSARAI	086	SCIENCE	79	77	2	1	0	12	16	13	11	19	6	60.13
69016	PATNA	BIHAR	BEGUSARAI	087	SOCIAL SCIENCE	79	79	0	1	0	0	0	2	9	35	33	85.82
69016	PATNA	BIHAR	BEGUSARAI	184	ENGLISH LANG & LIT	79	79	0	1	0	0	3	2	26	37	11	76.87
69016	PATNA	BIHAR	BEGUSARAI	241	MATHEMATICS BASIC	28	27	1	0	0	9	5	4	6	2	1	50.96
			BEGUSARAI Average														72.61
69017	PATNA	BIHAR	SHEIKHPURA	002	HINDI COURSE-A	76	76	0	2	0	0	0	2	4	51	19	83.66
69017	PATNA	BIHAR	SHEIKHPURA	041	MATHEMATICS STD	46	45	1	2	0	2	1	13	12	10	7	67.83
69017	PATNA	BIHAR	SHEIKHPURA	086	SCIENCE	76	75	1	2	0	7	19	12	20	13	4	59.76
69017	PATNA	BIHAR	SHEIKHPURA	087	SOCIAL SCIENCE	76	76	0	2	0	0	1	3	12	41	19	81.47
69017	PATNA	BIHAR	SHEIKHPURA	184	ENGLISH LANG & LIT	76	76	0	2	0	0	8	13	33	21	1	67.07
69017	PATNA	BIHAR	SHEIKHPURA	241	MATHEMATICS BASIC	30	30	0	0	0	0	2	9	9	5	5	69.00
			SHEIKHPURA Average														71.47
69019	PATNA	BIHAR	DARBHANGA	002	HINDI COURSE-A	82	82	0	0	0	2	3	8	28	39	2	72.10
69019	PATNA	BIHAR	DARBHANGA	034	HIND. MUSIC (VOCAL	26	26	0	0	0	0	0	0	0	14	12	88.85
69019	PATNA	BIHAR	DARBHANGA	041	MATHEMATICS STD	45	41	4	0	0	10	6	3	12	8	2	55.24
69019	PATNA	BIHAR	DARBHANGA	049	PAINTING	50	50	0	0	0	0	0	0	0	22	28	89.34
69019	PATNA	BIHAR	DARBHANGA	086	SCIENCE	82	80	2	0	0	19	8	11	26	12	4	58.04

SCH CODE	REGION	STATE	JNV	SUB CODE	SUBJ NAME	APPEARED	PASSED	FAILED	ABSENT	L33	e33l40	e40l50	e50l60	e60l75	e75l90	e90a	Subj. Avg
69019	PATNA	BIHAR	DARBHANGA	087	SOCIAL SCIENCE	82	82	0	0	0	0	0	4	19	32	27	81.80
69019	PATNA	BIHAR	DARBHANGA	184	ENGLISH LANG & LIT	82	82	0	0	0	1	5	4	32	36	4	72.51
69019	PATNA	BIHAR	DARBHANGA	241	MATHEMATICS BASIC	37	30	7	0	0	16	5	7	1	0	1	40.00
69019	PATNA	BIHAR	DARBHANGA	303	URDU COURSE-B	4	4	0	0	0	0	0	0	0	4	0	79.00
			DARBHANGA Average														70.76
69020	PATNA	BIHAR	BANKA	002	HINDI COURSE-A	78	78	0	0	0	0	0	1	10	51	16	82.21
69020	PATNA	BIHAR	BANKA	041	MATHEMATICS STD	58	57	1	0	0	4	10	5	13	15	10	68.26
69020	PATNA	BIHAR	BANKA	086	SCIENCE	78	77	1	0	0	12	8	11	23	16	7	62.92
69020	PATNA	BIHAR	BANKA	087	SOCIAL SCIENCE	78	78	0	0	0	0	8	8	22	29	11	73.21
69020	PATNA	BIHAR	BANKA	184	ENGLISH LANG & LIT	78	78	0	0	0	3	15	13	30	17	0	62.00
69020	PATNA	BIHAR	BANKA	241	MATHEMATICS BASIC	20	18	2	0	0	8	3	3	1	1	2	47.90
			BANKA Average														66.08
69021	PATNA	BIHAR	PATNA	002	HINDI COURSE-A	39	39	0	0	0	0	0	0	1	11	27	91.36
69021	PATNA	BIHAR	PATNA	041	MATHEMATICS STD	39	39	0	0	0	4	5	4	8	7	11	70.26
69021	PATNA	BIHAR	PATNA	086	SCIENCE	39	39	0	0	0	4	9	4	12	8	2	62.41
69021	PATNA	BIHAR	PATNA	087	SOCIAL SCIENCE	39	39	0	0	0	0	0	0	1	2	36	93.54
69021	PATNA	BIHAR	PATNA	184	ENGLISH LANG & LIT	39	39	0	0	0	0	1	6	5	22	5	76.36
			PATNA Average														78.79
69022	PATNA	BIHAR	SUPAUL	002	HINDI COURSE-A	84	84	0	0	2	0	1	2	9	35	35	83.30
69022	PATNA	BIHAR	SUPAUL	041	MATHEMATICS STD	84	82	2	0	2	8	8	10	11	22	21	68.94
69022	PATNA	BIHAR	SUPAUL	086	SCIENCE	84	83	1	0	2	2	2	9	14	23	31	77.35
69022	PATNA	BIHAR	SUPAUL	087	SOCIAL SCIENCE	84	84	0	0	2	0	1	5	18	30	28	79.95
69022	PATNA	BIHAR	SUPAUL	184	ENGLISH LANG & LIT	84	84	0	0	2	2	6	8	32	26	8	69.39
			SUPAUL Average														75.79
69025	PATNA	BIHAR	NAWADA	002	HINDI COURSE-A	80	80	0	0	0	0	0	3	10	37	30	83.83
69025	PATNA	BIHAR	NAWADA	041	MATHEMATICS STD	62	62	0	0	0	5	6	7	13	20	11	71.05
69025	PATNA	BIHAR	NAWADA	085	HINDI COURSE-B	1	1	0	0	0	0	0	1	0	0	0	56.00
69025	PATNA	BIHAR	NAWADA	086	SCIENCE	81	81	0	0	0	4	7	11	29	20	10	68.98
69025	PATNA	BIHAR	NAWADA	087	SOCIAL SCIENCE	81	81	0	0	0	0	1	2	12	20	46	86.31
69025	PATNA	BIHAR	NAWADA	184	ENGLISH LANG & LIT	81	81	0	0	0	0	3	10	30	37	1	72.53
69025	PATNA	BIHAR	NAWADA	241	MATHEMATICS BASIC	19	17	2	0	0	4	5	5	0	3	0	47.68
			NAWADA Average														69.48
69026	PATNA	BIHAR	NALANDA	002	HINDI COURSE-A	82	82	0	0	0	0	2	2	10	39	29	83.26
69026	PATNA	BIHAR	NALANDA	041	MATHEMATICS STD	53	53	0	0	0	0	0	0	12	17	24	84.68
69026	PATNA	BIHAR	NALANDA	086	SCIENCE	82	82	0	0	0	3	5	4	17	32	21	78.02
69026	PATNA	BIHAR	NALANDA	087	SOCIAL SCIENCE	82	82	0	0	0	0	0	4	13	20	45	85.24
69026	PATNA	BIHAR	NALANDA	184	ENGLISH LANG & LIT	82	82	0	0	0	0	4	7	15	43	13	77.01
69026	PATNA	BIHAR	NALANDA	241	MATHEMATICS BASIC	29	29	0	0	0	0	4	6	5	7	7	71.83
			NALANDA Average														80.01
69027	PATNA	BIHAR	MUZAFFARPUR	002	HINDI COURSE-A	82	82	0	0	0	0	0	1	3	32	46	89.13
69027	PATNA	BIHAR	MUZAFFARPUR	041	MATHEMATICS STD	66	66	0	0	0	1	1	5	14	22	23	80.89
69027	PATNA	BIHAR	MUZAFFARPUR	086	SCIENCE	82	82	0	0	1	8	8	6	23	23	13	69.24
69027	PATNA	BIHAR	MUZAFFARPUR	087	SOCIAL SCIENCE	82	82	0	0	0	0	0	1	1	5	75	93.94
69027	PATNA	BIHAR	MUZAFFARPUR	184	ENGLISH LANG & LIT	82	82	0	0	0	0	0	2	6	33	41	86.91
69027	PATNA	BIHAR	MUZAFFARPUR	241	MATHEMATICS BASIC	16	16	0	0	0	1	2	1	2	5	5	74.81
69027	PATNA	BIHAR	MUZAFFARPUR	402	INFORMATION TECHNO	82	82	0	0	0	0	0	2	13	54	13	80.68
			MUZAFFARPUR Average														82.23
69028	PATNA	BIHAR	KATIHAR	002	HINDI COURSE-A	83	83	0	0	2	0	2	2	12	44	21	80.63
69028	PATNA	BIHAR	KATIHAR	041	MATHEMATICS STD	49	48	1	0	1	2	5	3	10	12	15	73.41
69028	PATNA	BIHAR	KATIHAR	086	SCIENCE	83	82	1	0	2	12	10	14	16	18	10	62.36
69028	PATNA	BIHAR	KATIHAR	087	SOCIAL SCIENCE	83	83	0	0	2	1	1	6	13	28	32	79.71

SCH CODE	REGION	STATE	JNV	SUB CODE	SUBJ NAME	APPEARED	PASSED	FAILED	ABSENT	L33	e33l40	e40l50	e50l60	e60l75	e75l90	e90a	Subj. Avg
69028	PATNA	BIHAR	KATIHAR	184	ENGLISH LANG & LIT	83	83	0	0	2	2	4	3	20	41	11	75.27
69028	PATNA	BIHAR	KATIHAR	241	MATHEMATICS BASIC	34	34	0	0	1	5	4	4	7	6	7	64.71
			KATIHAR Average														72.68
69030	PATNA	BIHAR	PURNEA	002	HINDI COURSE-A	82	82	0	0	1	0	1	2	14	43	21	80.91
69030	PATNA	BIHAR	PURNEA	041	MATHEMATICS STD	74	74	0	0	1	1	6	6	8	19	33	80.34
69030	PATNA	BIHAR	PURNEA	086	SCIENCE	82	82	0	0	1	5	9	8	15	32	12	70.66
69030	PATNA	BIHAR	PURNEA	087	SOCIAL SCIENCE	82	82	0	0	1	0	2	7	20	31	21	78.85
69030	PATNA	BIHAR	PURNEA	184	ENGLISH LANG & LIT	82	82	0	0	1	0	0	3	11	52	15	81.13
69030	PATNA	BIHAR	PURNEA	241	MATHEMATICS BASIC	8	8	0	0	0	1	4	1	1	0	1	54.50
			PURNEA Average														74.40
69031	PATNA	BIHAR	MADHUBANI	002	HINDI COURSE-A	77	77	0	0	0	0	0	2	11	49	15	81.74
69031	PATNA	BIHAR	MADHUBANI	041	MATHEMATICS STD	77	74	3	0	0	7	12	5	18	19	13	66.82
69031	PATNA	BIHAR	MADHUBANI	086	SCIENCE	77	72	5	0	0	14	10	15	14	12	7	57.71
69031	PATNA	BIHAR	MADHUBANI	087	SOCIAL SCIENCE	77	77	0	0	0	0	4	8	14	24	27	79.56
69031	PATNA	BIHAR	MADHUBANI	184	ENGLISH LANG & LIT	77	77	0	0	0	1	11	10	20	29	6	69.26
			MADHUBANI Average														71.02
69033	PATNA	BIHAR	AURANGABAD	002	HINDI COURSE-A	75	75	0	0	0	0	1	0	9	30	35	85.79
69033	PATNA	BIHAR	AURANGABAD	041	MATHEMATICS STD	75	74	1	0	0	7	3	6	17	24	17	72.96
69033	PATNA	BIHAR	AURANGABAD	086	SCIENCE	75	74	1	0	0	4	6	14	16	19	15	69.67
69033	PATNA	BIHAR	AURANGABAD	087	SOCIAL SCIENCE	75	75	0	0	0	0	0	1	0	13	61	92.71
69033	PATNA	BIHAR	AURANGABAD	184	ENGLISH LANG & LIT	75	75	0	0	0	0	1	6	16	35	17	79.08
			AURANGABAD Average														80.04
69035	PATNA	BIHAR	VAISHALI	002	HINDI COURSE-A	80	80	0	0	0	0	0	0	12	30	38	86.35
69035	PATNA	BIHAR	VAISHALI	034	HIND. MUSIC (VOCAL	79	79	0	0	0	0	0	0	0	51	28	88.04
69035	PATNA	BIHAR	VAISHALI	041	MATHEMATICS STD	37	37	0	0	0	2	3	2	5	15	10	77.32
69035	PATNA	BIHAR	VAISHALI	049	PAINTING	1	1	0	0	0	0	0	0	0	0	1	97.00
69035	PATNA	BIHAR	VAISHALI	086	SCIENCE	80	78	2	0	0	19	10	10	16	15	8	58.84
69035	PATNA	BIHAR	VAISHALI	087	SOCIAL SCIENCE	80	80	0	0	0	0	1	1	16	25	37	83.71
69035	PATNA	BIHAR	VAISHALI	184	ENGLISH LANG & LIT	80	80	0	0	0	0	0	7	30	34	9	75.23
69035	PATNA	BIHAR	VAISHALI	241	MATHEMATICS BASIC	43	41	2	0	0	12	4	8	8	5	4	55.35
			VAISHALI Average														77.73
69038	PATNA	BIHAR	SIWAN	002	HINDI COURSE-A	43	43	0	0	0	0	0	0	1	26	16	88.21
69038	PATNA	BIHAR	SIWAN	041	MATHEMATICS STD	21	21	0	0	0	1	0	1	4	10	5	79.19
69038	PATNA	BIHAR	SIWAN	086	SCIENCE	43	41	2	0	0	2	5	4	11	16	3	67.19
69038	PATNA	BIHAR	SIWAN	087	SOCIAL SCIENCE	43	43	0	0	0	0	0	2	5	15	21	85.86
69038	PATNA	BIHAR	SIWAN	184	ENGLISH LANG & LIT	43	43	0	0	0	0	0	1	12	24	6	79.16
69038	PATNA	BIHAR	SIWAN	241	MATHEMATICS BASIC	22	22	0	0	0	5	1	1	3	6	6	68.68
			SIWAN Average														78.05
69039	PATNA	BIHAR	SARAN	002	HINDI COURSE-A	75	75	0	0	0	0	0	7	10	42	16	80.72
69039	PATNA	BIHAR	SARAN	041	MATHEMATICS STD	75	73	2	0	0	8	8	11	18	12	16	66.69
69039	PATNA	BIHAR	SARAN	086	SCIENCE	75	73	2	0	0	12	4	12	21	16	8	63.93
69039	PATNA	BIHAR	SARAN	087	SOCIAL SCIENCE	75	75	0	0	0	0	0	0	8	26	41	87.97
69039	PATNA	BIHAR	SARAN	184	ENGLISH LANG & LIT	75	75	0	0	0	0	2	2	22	40	9	78.17
			SARAN Average														75.50
69041	PATNA	BIHAR	SITAMARHI	002	HINDI COURSE-A	77	77	0	0	0	0	0	1	3	42	31	86.81
69041	PATNA	BIHAR	SITAMARHI	041	MATHEMATICS STD	61	61	0	0	0	1	2	2	8	16	32	85.30
69041	PATNA	BIHAR	SITAMARHI	086	SCIENCE	77	76	1	0	1	4	10	9	23	21	8	66.68
69041	PATNA	BIHAR	SITAMARHI	087	SOCIAL SCIENCE	77	77	0	0	0	0	0	7	8	23	39	83.71
69041	PATNA	BIHAR	SITAMARHI	184	ENGLISH LANG & LIT	77	77	0	0	0	0	2	5	26	34	10	76.14
69041	PATNA	BIHAR	SITAMARHI	241	MATHEMATICS BASIC	16	16	0	0	0	2	8	1	2	1	2	54.94
69041	PATNA	BIHAR	SITAMARHI	402	INFORMATION TECHNO	49	49	0	0	0	0	0	5	16	20	8	77.69

SCH CODE	REGION	STATE	JNV	SUB CODE	SUBJ NAME	APPEARED	PASSED	FAILED	ABSENT	L33	e33l40	e40l50	e50l60	e60l75	e75l90	e90a	Subj. Avg
			SITAMARHI Average														75.90
69042	PATNA	BIHAR	GOPALGANJ	002	HINDI COURSE-A	75	75	0	0	0	1	2	6	19	34	13	77.11
69042	PATNA	BIHAR	GOPALGANJ	041	MATHEMATICS STD	39	39	0	0	0	0	0	3	4	15	17	83.67
69042	PATNA	BIHAR	GOPALGANJ	086	SCIENCE	75	74	1	0	0	9	8	11	21	18	7	64.29
69042	PATNA	BIHAR	GOPALGANJ	087	SOCIAL SCIENCE	75	75	0	0	0	1	2	5	16	26	25	80.00
69042	PATNA	BIHAR	GOPALGANJ	184	ENGLISH LANG & LIT	75	75	0	0	0	0	3	5	23	35	9	75.28
69042	PATNA	BIHAR	GOPALGANJ	241	MATHEMATICS BASIC	36	35	1	0	0	4	6	5	11	5	4	61.56
			GOPALGANJ Average														73.65
69043	PATNA	BIHAR	KHAGARIA	002	HINDI COURSE-A	39	39	0	0	2	0	0	2	0	13	22	84.59
69043	PATNA	BIHAR	KHAGARIA	041	MATHEMATICS STD	20	20	0	0	0	2	0	1	2	11	4	77.50
69043	PATNA	BIHAR	KHAGARIA	086	SCIENCE	39	37	2	0	2	12	6	4	9	3	1	49.18
69043	PATNA	BIHAR	KHAGARIA	087	SOCIAL SCIENCE	39	39	0	0	2	0	1	1	10	20	5	75.72
69043	PATNA	BIHAR	KHAGARIA	184	ENGLISH LANG & LIT	39	39	0	0	2	0	4	8	10	12	3	65.77
69043	PATNA	BIHAR	KHAGARIA	241	MATHEMATICS BASIC	19	17	2	0	2	7	3	2	0	2	1	42.00
			KHAGARIA Average														65.79
69044	PATNA	BIHAR	KAIMUR	002	HINDI COURSE-A	78	78	0	0	0	0	0	1	8	43	26	85.38
69044	PATNA	BIHAR	KAIMUR	041	MATHEMATICS STD	44	44	0	0	0	0	1	4	8	11	20	82.32
69044	PATNA	BIHAR	KAIMUR	086	SCIENCE	78	78	0	0	0	11	13	7	17	22	8	64.73
69044	PATNA	BIHAR	KAIMUR	087	SOCIAL SCIENCE	78	78	0	0	0	0	0	0	11	26	41	87.33
69044	PATNA	BIHAR	KAIMUR	165	COMPUTER APPLICATI	78	78	0	0	0	0	0	0	12	26	40	86.01
69044	PATNA	BIHAR	KAIMUR	184	ENGLISH LANG & LIT	78	78	0	0	0	0	3	12	13	32	18	77.62
69044	PATNA	BIHAR	KAIMUR	241	MATHEMATICS BASIC	34	34	0	0	0	4	8	7	6	3	6	62.29
			KAIMUR Average														77.95
69046	PATNA	BIHAR	BUXAR	002	HINDI COURSE-A	81	81	0	0	0	0	0	0	5	28	48	89.31
69046	PATNA	BIHAR	BUXAR	041	MATHEMATICS STD	71	71	0	0	1	14	3	4	17	18	14	67.69
69046	PATNA	BIHAR	BUXAR	086	SCIENCE	81	81	0	0	0	4	10	13	24	26	4	67.23
69046	PATNA	BIHAR	BUXAR	087	SOCIAL SCIENCE	81	81	0	0	0	0	0	3	11	24	43	85.91
69046	PATNA	BIHAR	BUXAR	184	ENGLISH LANG & LIT	81	81	0	0	0	0	7	10	31	29	4	70.53
69046	PATNA	BIHAR	BUXAR	241	MATHEMATICS BASIC	10	10	0	0	0	1	1	4	2	1	1	62.30
69046	PATNA	BIHAR	BUXAR	402	INFORMATION TECHNO	81	81	0	0	0	0	0	19	41	16	5	68.19
			BUXAR Average														73.02
69047	PATNA	BIHAR	SAHARSA	002	HINDI COURSE-A	85	85	0	0	0	0	1	1	11	36	36	85.08
69047	PATNA	BIHAR	SAHARSA	041	MATHEMATICS STD	60	60	0	0	0	1	3	4	10	21	21	79.32
69047	PATNA	BIHAR	SAHARSA	086	SCIENCE	85	85	0	0	1	12	9	13	21	18	11	64.54
69047	PATNA	BIHAR	SAHARSA	087	SOCIAL SCIENCE	85	85	0	0	0	0	0	0	6	21	58	90.04
69047	PATNA	BIHAR	SAHARSA	184	ENGLISH LANG & LIT	85	85	0	0	0	0	0	2	9	43	31	85.04
69047	PATNA	BIHAR	SAHARSA	241	MATHEMATICS BASIC	25	25	0	0	0	1	8	4	9	2	1	58.52
69047	PATNA	BIHAR	SAHARSA	405	INTRODUCTION TO FI	85	85	0	0	0	0	0	1	7	30	47	88.11
			SAHARSA Average														78.66
69048	PATNA	BIHAR	ARARIA	002	HINDI COURSE-A	79	79	0	0	0	0	0	2	7	38	32	84.76
69048	PATNA	BIHAR	ARARIA	041	MATHEMATICS STD	66	64	2	0	0	8	9	4	14	14	15	67.86
69048	PATNA	BIHAR	ARARIA	086	SCIENCE	79	76	3	0	0	17	5	11	21	15	7	60.77
69048	PATNA	BIHAR	ARARIA	087	SOCIAL SCIENCE	79	79	0	0	0	0	0	0	10	24	45	87.18
69048	PATNA	BIHAR	ARARIA	184	ENGLISH LANG & LIT	79	79	0	0	0	2	1	6	24	38	8	75.32
69048	PATNA	BIHAR	ARARIA	241	MATHEMATICS BASIC	13	12	1	0	0	0	3	4	3	1	1	58.00
			ARARIA Average														72.32
69049	PATNA	BIHAR	MADHEPURA	002	HINDI COURSE-A	82	82	0	0	0	0	1	5	11	40	25	81.63
69049	PATNA	BIHAR	MADHEPURA	041	MATHEMATICS STD	58	58	0	0	0	0	0	6	15	26	11	77.21
69049	PATNA	BIHAR	MADHEPURA	086	SCIENCE	82	80	2	0	0	14	19	10	10	20	7	60.26
69049	PATNA	BIHAR	MADHEPURA	087	SOCIAL SCIENCE	82	82	0	0	0	0	0	0	2	21	59	91.18
69049	PATNA	BIHAR	MADHEPURA	184	ENGLISH LANG & LIT	82	82	0	0	0	0	2	4	13	38	25	81.89

SCH CODE	REGION	STATE	JNV	SUB CODE	SUBJ NAME	APPEARED	PASSED	FAILED	ABSENT	L33	e33l40	e40l50	e50l60	e60l75	e75l90	e90a	Subj. Avg
69049	PATNA	BIHAR	MADHEPURA	241	MATHEMATICS BASIC	24	24	0	0	0	0	7	8	5	2	2	59.04
			MADHEPURA Average														75.20
69052	PATNA	BIHAR	E. CHAMPARAN	002	HINDI COURSE-A	38	38	0	0	0	0	0	0	4	13	21	87.79
69052	PATNA	BIHAR	E. CHAMPARAN	041	MATHEMATICS STD	29	29	0	0	0	0	1	2	5	9	12	82.14
69052	PATNA	BIHAR	E. CHAMPARAN	086	SCIENCE	38	38	0	0	0	0	8	2	5	14	9	73.89
69052	PATNA	BIHAR	E. CHAMPARAN	087	SOCIAL SCIENCE	38	38	0	0	0	0	0	0	1	9	28	91.61
69052	PATNA	BIHAR	E. CHAMPARAN	184	ENGLISH LANG & LIT	38	38	0	0	0	0	2	1	8	14	13	79.55
69052	PATNA	BIHAR	E. CHAMPARAN	241	MATHEMATICS BASIC	9	9	0	0	0	0	3	2	3	1	0	57.22
			E. CHAMPARAN Average														78.70
69053	PATNA	BIHAR	MUNGER	002	HINDI COURSE-A	82	82	0	0	1	0	2	6	13	35	25	79.73
69053	PATNA	BIHAR	MUNGER	041	MATHEMATICS STD	37	37	0	0	0	0	2	3	8	14	10	78.65
69053	PATNA	BIHAR	MUNGER	086	SCIENCE	82	82	0	0	1	19	10	9	19	17	7	60.73
69053	PATNA	BIHAR	MUNGER	087	SOCIAL SCIENCE	82	82	0	0	1	3	4	16	14	22	22	73.85
69053	PATNA	BIHAR	MUNGER	184	ENGLISH LANG & LIT	82	82	0	0	1	2	15	12	32	19	1	63.22
69053	PATNA	BIHAR	MUNGER	241	MATHEMATICS BASIC	45	39	6	0	1	17	5	6	7	1	2	44.89
			MUNGER Average														66.85
69054	PATNA	BIHAR	JAMUI	002	HINDI COURSE-A	82	81	1	0	2	0	0	0	11	38	30	82.10
69054	PATNA	BIHAR	JAMUI	041	MATHEMATICS STD	51	50	1	0	0	3	3	6	9	13	16	73.82
69054	PATNA	BIHAR	JAMUI	086	SCIENCE	82	80	2	0	2	9	8	13	15	23	10	63.99
69054	PATNA	BIHAR	JAMUI	087	SOCIAL SCIENCE	82	82	0	0	2	1	0	0	5	22	52	87.13
69054	PATNA	BIHAR	JAMUI	184	ENGLISH LANG & LIT	82	81	1	0	2	1	1	9	34	31	3	69.76
69054	PATNA	BIHAR	JAMUI	241	MATHEMATICS BASIC	31	30	1	0	2	8	4	4	5	5	2	53.55
			JAMUI Average														71.73
69055	PATNA	BIHAR	JEHANABAD	002	HINDI COURSE-A	36	36	0	0	0	0	0	0	0	14	22	90.22
69055	PATNA	BIHAR	JEHANABAD	041	MATHEMATICS STD	22	22	0	0	0	2	2	1	7	6	4	72.27
69055	PATNA	BIHAR	JEHANABAD	086	SCIENCE	36	36	0	0	0	3	6	6	9	8	4	64.69
69055	PATNA	BIHAR	JEHANABAD	087	SOCIAL SCIENCE	36	36	0	0	0	0	0	2	5	15	14	82.78
69055	PATNA	BIHAR	JEHANABAD	184	ENGLISH LANG & LIT	36	36	0	0	0	0	4	7	17	7	1	65.42
69055	PATNA	BIHAR	JEHANABAD	241	MATHEMATICS BASIC	14	13	1	0	0	1	2	3	5	1	1	59.43
			JEHANABAD Average														72.47
69057	PATNA	BIHAR	KISHANGANJ	002	HINDI COURSE-A	76	76	0	0	0	0	0	1	9	50	16	82.99
69057	PATNA	BIHAR	KISHANGANJ	041	MATHEMATICS STD	68	68	0	0	0	1	2	7	12	23	23	79.88
69057	PATNA	BIHAR	KISHANGANJ	086	SCIENCE	76	76	0	0	0	1	8	6	16	27	18	75.12
69057	PATNA	BIHAR	KISHANGANJ	087	SOCIAL SCIENCE	76	76	0	0	0	0	0	0	3	15	58	92.07
69057	PATNA	BIHAR	KISHANGANJ	184	ENGLISH LANG & LIT	76	76	0	0	0	0	1	2	19	46	8	77.59
69057	PATNA	BIHAR	KISHANGANJ	241	MATHEMATICS BASIC	8	8	0	0	0	2	3	3	0	0	0	46.25
69057	PATNA	BIHAR	KISHANGANJ	303	URDU COURSE-B	17	17	0	0	0	0	0	0	0	4	13	92.53
			KISHANGANJ Average														78.06
69058	PATNA	BIHAR	BHAGALPUR	002	HINDI COURSE-A	81	81	0	0	0	0	0	0	2	22	57	90.90
69058	PATNA	BIHAR	BHAGALPUR	041	MATHEMATICS STD	70	70	0	0	0	0	3	5	13	25	24	80.39
69058	PATNA	BIHAR	BHAGALPUR	086	SCIENCE	81	79	2	0	0	10	10	9	21	21	8	63.77
69058	PATNA	BIHAR	BHAGALPUR	087	SOCIAL SCIENCE	81	81	0	0	0	0	0	3	24	23	31	82.17
69058	PATNA	BIHAR	BHAGALPUR	184	ENGLISH LANG & LIT	81	81	0	0	0	0	3	8	13	42	15	77.05
69058	PATNA	BIHAR	BHAGALPUR	241	MATHEMATICS BASIC	11	11	0	0	0	1	2	3	3	2	0	57.18
			BHAGALPUR Average														75.24
69066	PATNA	BIHAR	SHEOHAR	002	HINDI COURSE-A	40	40	0	0	0	0	1	0	7	18	14	84.33
69066	PATNA	BIHAR	SHEOHAR	041	MATHEMATICS STD	27	27	0	0	0	4	3	3	3	11	3	66.85
69066	PATNA	BIHAR	SHEOHAR	086	SCIENCE	40	39	1	0	0	1	5	8	6	15	4	69.00
69066	PATNA	BIHAR	SHEOHAR	087	SOCIAL SCIENCE	40	40	0	0	0	0	0	1	5	5	29	89.05
69066	PATNA	BIHAR	SHEOHAR	184	ENGLISH LANG & LIT	40	40	0	0	0	0	3	1	13	21	2	74.18
69066	PATNA	BIHAR	SHEOHAR	241	MATHEMATICS BASIC	13	13	0	0	0	1	2	1	4	2	3	68.92

SCH CODE	REGION	STATE	JNV	SUB CODE	SUBJ NAME	APPEARED	PASSED	FAILED	ABSENT	L33	e33l40	e40l50	e50l60	e60l75	e75l90	e90a	Subj. Avg
			SHEOHAR Average														75.39
69074	PATNA	BIHAR	ARWAL	002	HINDI COURSE-A	39	39	0	0	0	0	0	1	8	19	11	82.03
69074	PATNA	BIHAR	ARWAL	041	MATHEMATICS STD	37	37	0	0	0	0	2	3	10	7	15	79.11
69074	PATNA	BIHAR	ARWAL	086	SCIENCE	39	39	0	0	0	4	3	6	12	14	0	65.31
69074	PATNA	BIHAR	ARWAL	087	SOCIAL SCIENCE	39	39	0	0	0	0	0	0	0	12	27	91.15
69074	PATNA	BIHAR	ARWAL	184	ENGLISH LANG & LIT	39	39	0	0	0	0	1	5	11	21	1	73.97
69074	PATNA	BIHAR	ARWAL	241	MATHEMATICS BASIC	2	2	0	0	0	1	0	0	1	0	0	52.50
			ARWAL Average														74.01
69076	PATNA	BIHAR	LAKHISARAI	002	HINDI COURSE-A	43	43	0	0	0	0	1	2	8	25	7	79.16
69076	PATNA	BIHAR	LAKHISARAI	041	MATHEMATICS STD	38	38	0	0	0	5	5	4	6	6	12	69.82
69076	PATNA	BIHAR	LAKHISARAI	086	SCIENCE	43	43	0	0	0	4	4	13	6	13	3	65.44
69076	PATNA	BIHAR	LAKHISARAI	087	SOCIAL SCIENCE	43	43	0	0	0	0	0	2	7	16	18	83.93
69076	PATNA	BIHAR	LAKHISARAI	184	ENGLISH LANG & LIT	43	43	0	0	0	0	3	4	9	21	6	74.72
69076	PATNA	BIHAR	LAKHISARAI	241	MATHEMATICS BASIC	5	4	1	0	0	2	0	1	1	0	0	43.60
			LAKHISARAI Average														69.45
69079	PATNA	BIHAR	GAYA - II	002	HINDI COURSE-A	40	40	0	1	0	0	0	1	7	23	9	82.68
69079	PATNA	BIHAR	GAYA - II	041	MATHEMATICS STD	35	35	0	1	0	2	1	3	12	9	8	74.46
69079	PATNA	BIHAR	GAYA - II	086	SCIENCE	40	40	0	1	0	1	3	8	14	10	4	69.10
69079	PATNA	BIHAR	GAYA - II	087	SOCIAL SCIENCE	40	40	0	1	0	0	0	2	2	9	27	88.60
69079	PATNA	BIHAR	GAYA - II	184	ENGLISH LANG & LIT	40	40	0	1	0	0	0	1	12	22	5	79.68
69079	PATNA	BIHAR	GAYA - II	241	MATHEMATICS BASIC	5	5	0	0	0	1	1	0	2	1	0	59.00
			GAYA - II Average														75.59
69518	PATNA	JHARKHAND	DUMKA	002	HINDI COURSE-A	84	84	0	0	1	0	0	0	15	52	16	81.58
69518	PATNA	JHARKHAND	DUMKA	041	MATHEMATICS STD	73	73	0	0	0	8	12	11	24	7	11	63.67
69518	PATNA	JHARKHAND	DUMKA	085	HINDI COURSE-B	1	1	0	0	0	0	0	0	1	0	0	68.00
69518	PATNA	JHARKHAND	DUMKA	086	SCIENCE	85	85	0	0	1	11	17	10	14	24	8	62.54
69518	PATNA	JHARKHAND	DUMKA	087	SOCIAL SCIENCE	85	85	0	0	1	0	0	6	20	30	28	79.20
69518	PATNA	JHARKHAND	DUMKA	184	ENGLISH LANG & LIT	85	85	0	0	1	0	3	12	31	26	12	72.11
69518	PATNA	JHARKHAND	DUMKA	241	MATHEMATICS BASIC	12	12	0	0	1	0	0	1	6	4	0	68.83
			DUMKA Average														70.85
69520	PATNA	JHARKHAND	RANCHI	002	HINDI COURSE-A	81	81	0	0	0	0	5	8	13	36	19	78.17
69520	PATNA	JHARKHAND	RANCHI	041	MATHEMATICS STD	33	33	0	0	0	1	1	2	9	8	12	78.48
69520	PATNA	JHARKHAND	RANCHI	086	SCIENCE	81	81	0	0	0	17	15	10	17	14	8	59.64
69520	PATNA	JHARKHAND	RANCHI	087	SOCIAL SCIENCE	81	81	0	0	0	0	0	3	16	22	40	85.16
69520	PATNA	JHARKHAND	RANCHI	184	ENGLISH LANG & LIT	81	81	0	0	0	1	8	13	31	22	6	68.80
69520	PATNA	JHARKHAND	RANCHI	241	MATHEMATICS BASIC	48	48	0	0	0	9	10	10	13	5	1	55.73
69520	PATNA	JHARKHAND	RANCHI	402	INFORMATION TECHNO	81	81	0	0	0	1	11	12	36	16	5	65.81
			RANCHI Average														70.26
69521	PATNA	JHARKHAND	SERAIKELA	002	HINDI COURSE-A	79	79	0	2	0	0	1	3	20	41	14	79.38
69521	PATNA	JHARKHAND	SERAIKELA	041	MATHEMATICS STD	48	48	0	1	0	0	1	7	14	20	6	74.60
69521	PATNA	JHARKHAND	SERAIKELA	086	SCIENCE	79	79	0	2	0	10	15	20	20	13	1	59.14
69521	PATNA	JHARKHAND	SERAIKELA	087	SOCIAL SCIENCE	79	79	0	2	0	0	1	4	17	24	33	82.84
69521	PATNA	JHARKHAND	SERAIKELA	184	ENGLISH LANG & LIT	79	79	0	2	0	1	4	15	38	17	4	68.14
69521	PATNA	JHARKHAND	SERAIKELA	241	MATHEMATICS BASIC	31	31	0	1	0	4	10	5	9	3	0	55.00
			SERAIKELA Average														69.85
69522	PATNA	JHARKHAND	LOHARDAGA	002	HINDI COURSE-A	79	78	1	0	0	1	2	6	29	39	1	72.16
69522	PATNA	JHARKHAND	LOHARDAGA	041	MATHEMATICS STD	51	50	1	0	0	8	5	11	14	7	5	60.98
69522	PATNA	JHARKHAND	LOHARDAGA	086	SCIENCE	79	77	2	0	0	8	14	17	20	14	4	60.52
69522	PATNA	JHARKHAND	LOHARDAGA	087	SOCIAL SCIENCE	79	79	0	0	0	3	2	7	24	29	14	74.18
69522	PATNA	JHARKHAND	LOHARDAGA	184	ENGLISH LANG & LIT	79	79	0	0	0	2	1	4	41	29	2	71.54
69522	PATNA	JHARKHAND	LOHARDAGA	241	MATHEMATICS BASIC	28	28	0	0	0	5	8	6	6	3	0	53.61

SCH CODE	REGION	STATE	JNV	SUB CODE	SUBJ NAME	APPEARED	PASSED	FAILED	ABSENT	L33	e33l40	e40l50	e50l60	e60l75	e75l90	e90a	Subj. Avg
			LOHARDAGA Average														65.50
69523	PATNA	JHARKHAND	GUMLA	002	HINDI COURSE-A	78	78	0	0	0	0	0	6	17	45	10	77.92
69523	PATNA	JHARKHAND	GUMLA	041	MATHEMATICS STD	33	33	0	0	0	3	4	3	13	6	4	66.09
69523	PATNA	JHARKHAND	GUMLA	086	SCIENCE	78	72	6	0	0	18	24	9	13	7	1	49.04
69523	PATNA	JHARKHAND	GUMLA	087	SOCIAL SCIENCE	78	78	0	0	0	0	0	0	15	40	23	82.83
69523	PATNA	JHARKHAND	GUMLA	184	ENGLISH LANG & LIT	78	78	0	0	0	0	3	10	36	29	0	70.41
69523	PATNA	JHARKHAND	GUMLA	241	MATHEMATICS BASIC	45	45	0	0	0	4	20	8	9	4	0	52.84
			GUMLA Average														66.52
69525	PATNA	JHARKHAND	GODDA	002	HINDI COURSE-A	77	77	0	0	0	0	0	0	8	55	14	83.95
69525	PATNA	JHARKHAND	GODDA	041	MATHEMATICS STD	77	76	1	0	0	12	3	10	17	23	11	67.69
69525	PATNA	JHARKHAND	GODDA	086	SCIENCE	77	76	1	0	0	8	11	9	22	21	5	64.09
69525	PATNA	JHARKHAND	GODDA	087	SOCIAL SCIENCE	77	77	0	0	0	0	1	1	16	25	34	83.52
69525	PATNA	JHARKHAND	GODDA	184	ENGLISH LANG & LIT	77	77	0	0	0	0	0	5	21	42	9	77.62
			GODDA Average														75.37
69528	PATNA	JHARKHAND	LATEHAR	002	HINDI COURSE-A	77	77	0	0	0	0	2	1	15	48	11	79.60
69528	PATNA	JHARKHAND	LATEHAR	041	MATHEMATICS STD	33	32	1	0	0	1	3	4	9	12	3	68.91
69528	PATNA	JHARKHAND	LATEHAR	086	SCIENCE	77	76	1	0	0	10	15	15	21	12	3	58.95
69528	PATNA	JHARKHAND	LATEHAR	087	SOCIAL SCIENCE	77	77	0	0	0	0	1	3	9	42	22	82.39
69528	PATNA	JHARKHAND	LATEHAR	184	ENGLISH LANG & LIT	77	76	1	0	0	3	12	21	27	12	1	60.42
69528	PATNA	JHARKHAND	LATEHAR	241	MATHEMATICS BASIC	44	40	4	0	0	11	11	8	9	1	0	46.64
			LATEHAR Average														66.15
69529	PATNA	JHARKHAND	GIRIDIH	002	HINDI COURSE-A	83	83	0	1	0	0	0	1	10	42	30	84.07
69529	PATNA	JHARKHAND	GIRIDIH	041	MATHEMATICS STD	78	76	2	0	0	7	6	8	13	22	20	72.33
69529	PATNA	JHARKHAND	GIRIDIH	086	SCIENCE	83	83	0	1	0	6	9	10	16	28	14	71.55
69529	PATNA	JHARKHAND	GIRIDIH	087	SOCIAL SCIENCE	83	83	0	1	0	0	0	2	5	19	57	90.16
69529	PATNA	JHARKHAND	GIRIDIH	165	COMPUTER APPLICATI	82	82	0	1	0	0	0	0	17	32	33	84.24
69529	PATNA	JHARKHAND	GIRIDIH	184	ENGLISH LANG & LIT	83	83	0	1	0	0	2	2	19	40	20	80.20
69529	PATNA	JHARKHAND	GIRIDIH	241	MATHEMATICS BASIC	5	3	2	1	0	1	1	1	0	0	0	36.80
			GIRIDIH Average														74.19
69531	PATNA	JHARKHAND	SAHEBGANJ	002	HINDI COURSE-A	83	83	0	0	0	1	0	0	14	42	26	83.41
69531	PATNA	JHARKHAND	SAHEBGANJ	041	MATHEMATICS STD	73	73	0	0	0	13	9	19	12	15	5	60.05
69531	PATNA	JHARKHAND	SAHEBGANJ	086	SCIENCE	83	82	1	0	0	9	19	14	16	19	5	60.78
69531	PATNA	JHARKHAND	SAHEBGANJ	087	SOCIAL SCIENCE	83	83	0	0	0	1	1	5	23	27	26	79.39
69531	PATNA	JHARKHAND	SAHEBGANJ	184	ENGLISH LANG & LIT	83	83	0	0	0	5	14	11	25	24	4	65.33
69531	PATNA	JHARKHAND	SAHEBGANJ	241	MATHEMATICS BASIC	10	9	1	0	0	5	1	2	1	0	0	39.70
			SAHEBGANJ Average														64.78
69532	PATNA	JHARKHAND	BOKARO	002	HINDI COURSE-A	82	82	0	0	0	0	1	2	9	47	23	82.72
69532	PATNA	JHARKHAND	BOKARO	041	MATHEMATICS STD	82	81	1	0	0	12	12	14	12	18	13	63.87
69532	PATNA	JHARKHAND	BOKARO	086	SCIENCE	82	80	2	0	0	10	3	11	23	27	6	66.39
69532	PATNA	JHARKHAND	BOKARO	087	SOCIAL SCIENCE	82	82	0	0	0	0	0	3	11	54	14	81.88
69532	PATNA	JHARKHAND	BOKARO	184	ENGLISH LANG & LIT	82	82	0	0	0	1	3	11	23	40	4	72.99
			BOKARO Average														73.57
69533	PATNA	JHARKHAND	CHATRA	002	HINDI COURSE-A	77	77	0	0	0	0	0	0	6	22	49	89.00
69533	PATNA	JHARKHAND	CHATRA	041	MATHEMATICS STD	25	25	0	0	0	0	0	0	5	10	10	86.68
69533	PATNA	JHARKHAND	CHATRA	086	SCIENCE	77	77	0	0	0	3	12	12	15	24	11	69.05
69533	PATNA	JHARKHAND	CHATRA	087	SOCIAL SCIENCE	77	77	0	0	0	0	0	0	5	18	54	91.09
69533	PATNA	JHARKHAND	CHATRA	184	ENGLISH LANG & LIT	77	77	0	0	0	2	4	11	25	26	9	71.61
69533	PATNA	JHARKHAND	CHATRA	241	MATHEMATICS BASIC	52	52	0	0	0	3	11	5	13	11	9	67.27
			CHATRA Average														79.12
69534	PATNA	JHARKHAND	HAZARIBAGH	002	HINDI COURSE-A	85	85	0	0	0	0	1	0	13	24	47	86.12
69534	PATNA	JHARKHAND	HAZARIBAGH	041	MATHEMATICS STD	61	61	0	0	0	0	1	3	12	23	22	82.33

SCH CODE	REGION	STATE	JNV	SUB CODE	SUBJ NAME	APPEARED	PASSED	FAILED	ABSENT	L33	e33l40	e40l50	e50l60	e60l75	e75l90	e90a	Subj. Avg
69534	PATNA	JHARKHAND	HAZARIBAGH	086	SCIENCE	85	84	1	0	0	5	10	11	23	21	14	68.94
69534	PATNA	JHARKHAND	HAZARIBAGH	087	SOCIAL SCIENCE	85	85	0	0	0	0	0	3	7	27	48	86.88
69534	PATNA	JHARKHAND	HAZARIBAGH	184	ENGLISH LANG & LIT	85	85	0	0	0	0	2	7	39	33	4	72.74
69534	PATNA	JHARKHAND	HAZARIBAGH	241	MATHEMATICS BASIC	24	23	1	0	0	9	2	3	4	1	4	55.08
			HAZARIBAGH Average														75.35
69536	PATNA	JHARKHAND	DEOGHAR	002	HINDI COURSE-A	79	79	0	0	0	0	0	1	6	56	16	84.14
69536	PATNA	JHARKHAND	DEOGHAR	041	MATHEMATICS STD	65	65	0	0	0	0	6	7	13	23	16	75.94
69536	PATNA	JHARKHAND	DEOGHAR	086	SCIENCE	79	79	0	0	0	4	12	15	17	23	8	66.53
69536	PATNA	JHARKHAND	DEOGHAR	087	SOCIAL SCIENCE	79	78	1	0	0	0	1	1	7	17	52	87.42
69536	PATNA	JHARKHAND	DEOGHAR	184	ENGLISH LANG & LIT	79	79	0	0	0	0	1	2	16	45	15	80.46
69536	PATNA	JHARKHAND	DEOGHAR	241	MATHEMATICS BASIC	14	13	1	0	0	3	2	4	3	1	0	50.57
			DEOGHAR Average														74.18
69537	PATNA	JHARKHAND	GARHWA	002	HINDI COURSE-A	41	41	0	0	0	0	0	1	6	27	7	82.29
69537	PATNA	JHARKHAND	GARHWA	041	MATHEMATICS STD	41	40	1	0	0	2	6	3	8	11	10	71.10
69537	PATNA	JHARKHAND	GARHWA	086	SCIENCE	41	41	0	0	0	3	7	6	10	14	1	64.73
69537	PATNA	JHARKHAND	GARHWA	087	SOCIAL SCIENCE	41	41	0	0	0	0	0	2	0	18	21	86.46
69537	PATNA	JHARKHAND	GARHWA	184	ENGLISH LANG & LIT	41	41	0	0	0	1	2	1	6	25	6	77.98
			GARHWA Average														76.51
69538	PATNA	JHARKHAND	E. SINGHBHUM	002	HINDI COURSE-A	80	80	0	1	0	0	0	1	11	47	21	83.41
69538	PATNA	JHARKHAND	E. SINGHBHUM	041	MATHEMATICS STD	74	74	0	0	0	4	17	14	12	21	6	63.74
69538	PATNA	JHARKHAND	E. SINGHBHUM	086	SCIENCE	80	80	0	1	0	7	14	14	27	16	2	61.54
69538	PATNA	JHARKHAND	E. SINGHBHUM	087	SOCIAL SCIENCE	80	80	0	1	0	0	0	0	13	46	21	82.79
69538	PATNA	JHARKHAND	E. SINGHBHUM	165	COMPUTER APPLICATI	80	80	0	1	0	0	0	0	0	19	61	92.23
69538	PATNA	JHARKHAND	E. SINGHBHUM	184	ENGLISH LANG & LIT	80	80	0	1	0	0	3	6	30	34	7	73.78
69538	PATNA	JHARKHAND	E. SINGHBHUM	241	MATHEMATICS BASIC	6	6	0	1	0	1	5	0	0	0	0	43.17
			E. SINGHBHUM Average														71.52
69539	PATNA	JHARKHAND	KODERMA	002	HINDI COURSE-A	78	78	0	0	0	0	0	2	8	53	15	82.01
69539	PATNA	JHARKHAND	KODERMA	041	MATHEMATICS STD	47	47	0	0	0	2	0	5	10	14	16	78.85
69539	PATNA	JHARKHAND	KODERMA	086	SCIENCE	78	78	0	0	0	2	4	10	22	26	14	73.60
69539	PATNA	JHARKHAND	KODERMA	087	SOCIAL SCIENCE	78	78	0	0	0	0	0	3	11	39	25	82.86
69539	PATNA	JHARKHAND	KODERMA	184	ENGLISH LANG & LIT	78	78	0	0	0	1	2	5	19	40	11	76.87
69539	PATNA	JHARKHAND	KODERMA	241	MATHEMATICS BASIC	31	30	1	0	0	2	4	6	10	7	1	62.35
			KODERMA Average														76.09
69540	PATNA	JHARKHAND	PALAMU - I	002	HINDI COURSE-A	41	41	0	0	2	0	0	0	2	11	26	86.10
69540	PATNA	JHARKHAND	PALAMU - I	041	MATHEMATICS STD	28	28	0	0	0	0	0	1	8	10	9	80.68
69540	PATNA	JHARKHAND	PALAMU - I	086	SCIENCE	41	41	0	0	2	3	6	4	11	10	5	64.10
69540	PATNA	JHARKHAND	PALAMU - I	087	SOCIAL SCIENCE	41	41	0	0	2	0	0	1	7	16	15	81.02
69540	PATNA	JHARKHAND	PALAMU - I	184	ENGLISH LANG & LIT	41	41	0	0	2	0	0	4	16	18	1	70.73
69540	PATNA	JHARKHAND	PALAMU - I	241	MATHEMATICS BASIC	13	13	0	0	2	3	2	5	0	1	0	43.85
69540	PATNA	JHARKHAND	PALAMU - I	402	INFORMATION TECHNO	40	40	0	0	0	2	0	3	6	14	15	80.30
			PALAMU - I Average														72.40
69541	PATNA	JHARKHAND	W. SINGHBHUM	002	HINDI COURSE-A	38	38	0	0	0	0	0	1	7	22	8	83.34
69541	PATNA	JHARKHAND	W. SINGHBHUM	041	MATHEMATICS STD	26	26	0	0	0	1	5	2	6	6	6	70.04
69541	PATNA	JHARKHAND	W. SINGHBHUM	086	SCIENCE	38	38	0	0	0	2	6	11	7	9	3	63.95
69541	PATNA	JHARKHAND	W. SINGHBHUM	087	SOCIAL SCIENCE	38	38	0	0	0	1	1	4	14	14	4	72.50
69541	PATNA	JHARKHAND	W. SINGHBHUM	184	ENGLISH LANG & LIT	38	38	0	0	0	0	2	6	21	8	1	66.95
69541	PATNA	JHARKHAND	W. SINGHBHUM	241	MATHEMATICS BASIC	12	12	0	0	0	1	2	6	1	2	0	55.92
			W. SINGHBHUM Average														68.78
69542	PATNA	JHARKHAND	PAKUR - I	002	HINDI COURSE-A	79	79	0	0	0	0	2	6	15	41	15	78.46
69542	PATNA	JHARKHAND	PAKUR - I	041	MATHEMATICS STD	29	29	0	0	0	0	1	0	12	12	4	74.83
69542	PATNA	JHARKHAND	PAKUR - I	086	SCIENCE	79	74	5	0	0	23	13	10	16	11	1	52.08

SCH CODE	REGION	STATE	JNV	SUB CODE	SUBJ NAME	APPEARED	PASSED	FAILED	ABSENT	L33	e33l40	e40l50	e50l60	e60l75	e75l90	e90a	Subj. Avg
69542	PATNA	JHARKHAND	PAKUR - I	087	SOCIAL SCIENCE	79	79	0	0	0	0	2	8	24	22	23	77.38
69542	PATNA	JHARKHAND	PAKUR - I	184	ENGLISH LANG & LIT	79	79	0	0	0	4	7	9	27	24	8	69.13
69542	PATNA	JHARKHAND	PAKUR - I	241	MATHEMATICS BASIC	50	49	1	0	0	14	17	7	8	2	1	48.82
			PAKUR - I Average														66.78
69543	PATNA	JHARKHAND	DHANBAD	002	HINDI COURSE-A	82	82	0	0	0	0	0	3	8	52	19	82.46
69543	PATNA	JHARKHAND	DHANBAD	041	MATHEMATICS STD	77	76	1	0	0	8	2	9	15	20	22	73.39
69543	PATNA	JHARKHAND	DHANBAD	086	SCIENCE	82	81	1	0	0	0	2	10	21	34	14	76.06
69543	PATNA	JHARKHAND	DHANBAD	087	SOCIAL SCIENCE	82	81	1	0	0	0	0	5	8	32	36	84.04
69543	PATNA	JHARKHAND	DHANBAD	184	ENGLISH LANG & LIT	82	82	0	0	0	1	4	9	34	25	9	71.82
69543	PATNA	JHARKHAND	DHANBAD	241	MATHEMATICS BASIC	5	5	0	0	0	1	1	1	2	0	0	53.60
			DHANBAD Average														73.56
69545	PATNA	JHARKHAND	SIMDEGA	002	HINDI COURSE-A	81	81	0	0	1	1	1	4	12	33	29	80.89
69545	PATNA	JHARKHAND	SIMDEGA	041	MATHEMATICS STD	22	22	0	0	0	0	2	3	7	5	5	73.09
69545	PATNA	JHARKHAND	SIMDEGA	086	SCIENCE	81	73	8	0	1	26	13	11	11	10	1	48.77
69545	PATNA	JHARKHAND	SIMDEGA	087	SOCIAL SCIENCE	81	81	0	0	1	0	2	11	25	31	11	73.80
69545	PATNA	JHARKHAND	SIMDEGA	184	ENGLISH LANG & LIT	81	81	0	0	1	10	7	16	26	20	1	62.10
69545	PATNA	JHARKHAND	SIMDEGA	241	MATHEMATICS BASIC	59	57	2	0	1	18	16	11	7	4	0	47.34
			SIMDEGA Average														64.33
69546	PATNA	JHARKHAND	JAMTARA	002	HINDI COURSE-A	40	40	0	0	0	0	0	1	6	16	17	84.70
69546	PATNA	JHARKHAND	JAMTARA	041	MATHEMATICS STD	25	24	1	0	0	1	1	1	5	8	8	74.96
69546	PATNA	JHARKHAND	JAMTARA	086	SCIENCE	40	39	1	0	0	2	7	8	9	8	5	65.38
69546	PATNA	JHARKHAND	JAMTARA	087	SOCIAL SCIENCE	40	40	0	0	0	0	0	2	8	17	13	82.40
69546	PATNA	JHARKHAND	JAMTARA	184	ENGLISH LANG & LIT	40	40	0	0	0	1	0	4	12	21	2	74.65
69546	PATNA	JHARKHAND	JAMTARA	241	MATHEMATICS BASIC	15	14	1	0	0	1	0	5	8	0	0	56.33
			JAMTARA Average														73.07
69554	PATNA	JHARKHAND	PALAMU - II	002	HINDI COURSE-A	39	39	0	1	0	0	0	0	3	14	22	89.18
69554	PATNA	JHARKHAND	PALAMU - II	041	MATHEMATICS STD	25	25	0	0	0	3	3	1	4	9	5	72.52
69554	PATNA	JHARKHAND	PALAMU - II	086	SCIENCE	39	38	1	1	0	3	5	5	12	7	6	66.54
69554	PATNA	JHARKHAND	PALAMU - II	087	SOCIAL SCIENCE	39	39	0	1	0	0	1	1	2	15	20	87.38
69554	PATNA	JHARKHAND	PALAMU - II	184	ENGLISH LANG & LIT	39	39	0	1	0	0	2	4	15	13	5	73.74
69554	PATNA	JHARKHAND	PALAMU - II	241	MATHEMATICS BASIC	14	14	0	1	0	1	5	2	3	2	1	59.21
			PALAMU - II Average														74.76
69557	PATNA	JHARKHAND	PAKUR - II	002	HINDI COURSE-A	35	35	0	0	0	0	0	0	2	24	9	85.17
69557	PATNA	JHARKHAND	PAKUR - II	041	MATHEMATICS STD	30	30	0	0	0	1	5	6	7	7	4	66.77
69557	PATNA	JHARKHAND	PAKUR - II	086	SCIENCE	35	35	0	0	0	7	8	4	7	8	1	59.46
69557	PATNA	JHARKHAND	PAKUR - II	087	SOCIAL SCIENCE	35	35	0	0	0	0	0	0	6	15	14	85.00
69557	PATNA	JHARKHAND	PAKUR - II	184	ENGLISH LANG & LIT	35	35	0	0	0	0	0	2	18	14	1	74.06
69557	PATNA	JHARKHAND	PAKUR - II	241	MATHEMATICS BASIC	5	5	0	0	0	0	1	4	0	0	0	53.60
			PAKUR - II Average														70.68
14030	PUNE	GUJARAT	GIR SOMNATH	010	GUJARATI	69	69	0	0	0	0	0	0	1	15	53	91.48
14030	PUNE	GUJARAT	GIR SOMNATH	041	MATHEMATICS STD	29	29	0	0	0	0	0	2	2	10	15	87.34
14030	PUNE	GUJARAT	GIR SOMNATH	085	HINDI COURSE-B	11	11	0	0	0	0	0	0	1	1	9	91.00
14030	PUNE	GUJARAT	GIR SOMNATH	086	SCIENCE - THEORY	80	80	0	0	0	1	10	15	28	23	3	66.64
14030	PUNE	GUJARAT	GIR SOMNATH	087	SOCIAL SCIENCE	80	80	0	0	0	0	1	5	23	26	25	79.85
14030	PUNE	GUJARAT	GIR SOMNATH	184	ENGLISH LNG & LIT.	80	80	0	0	0	1	0	4	28	42	5	75.85
14030	PUNE	GUJARAT	GIR SOMNATH	241	MATHEMATICS BASIC	51	51	0	0	0	4	9	6	14	14	4	66.55
			GIR SOMNATH Average														79.82
14031	PUNE	GUJARAT	KUTCH	010	GUJARATI	50	50	0	0	0	0	0	1	7	33	9	82.36
14031	PUNE	GUJARAT	KUTCH	041	MATHEMATICS STD	24	24	0	0	0	0	0	0	3	8	13	87.54
14031	PUNE	GUJARAT	KUTCH	085	HINDI COURSE-B	22	22	0	0	0	0	0	0	0	7	15	90.91
14031	PUNE	GUJARAT	KUTCH	086	SCIENCE - THEORY	72	72	0	0	0	4	8	11	24	18	7	67.06

SCH CODE	REGION	STATE	JNV	SUB CODE	SUBJ NAME	APPEARED	PASSED	FAILED	ABSENT	L33	e33l40	e40l50	e50l60	e60l75	e75l90	e90a	Subj. Avg
14031	PUNE	GUJARAT	KUTCH	087	SOCIAL SCIENCE	72	72	0	0	0	0	0	0	5	16	51	90.10
14031	PUNE	GUJARAT	KUTCH	184	ENGLISH LNG & LIT.	72	72	0	0	0	0	6	12	31	20	3	69.18
14031	PUNE	GUJARAT	KUTCH	241	MATHEMATICS BASIC	48	48	0	0	0	0	2	5	8	24	9	77.40
			KUTCH Average														80.65
14032	PUNE	GUJARAT	BHARUCH	010	GUJARATI	46	46	0	0	0	0	2	5	15	19	5	72.70
14032	PUNE	GUJARAT	BHARUCH	041	MATHEMATICS STD	35	35	0	0	0	2	3	2	8	8	12	76.34
14032	PUNE	GUJARAT	BHARUCH	085	HINDI COURSE-B	32	32	0	0	0	0	0	0	0	19	13	87.25
14032	PUNE	GUJARAT	BHARUCH	086	SCIENCE - THEORY	78	69	9	0	0	16	12	12	18	8	3	52.06
14032	PUNE	GUJARAT	BHARUCH	087	SOCIAL SCIENCE	78	78	0	0	0	0	2	11	17	24	24	77.49
14032	PUNE	GUJARAT	BHARUCH	184	ENGLISH LNG & LIT.	78	78	0	0	0	13	3	17	26	14	5	61.68
14032	PUNE	GUJARAT	BHARUCH	241	MATHEMATICS BASIC	43	39	4	0	0	11	9	9	6	3	1	49.40
			BHARUCH Average														68.13
14033	PUNE	GUJARAT	JAMNAGAR	010	GUJARATI	74	74	0	0	0	0	0	0	0	18	56	92.57
14033	PUNE	GUJARAT	JAMNAGAR	041	MATHEMATICS STD	40	40	0	0	0	0	1	1	8	14	16	83.43
14033	PUNE	GUJARAT	JAMNAGAR	085	HINDI COURSE-B	74	74	0	0	0	0	0	0	9	48	17	83.35
14033	PUNE	GUJARAT	JAMNAGAR	086	SCIENCE - THEORY	74	74	0	0	0	1	4	8	26	25	10	72.77
14033	PUNE	GUJARAT	JAMNAGAR	087	SOCIAL SCIENCE	74	74	0	0	0	0	0	1	0	17	56	90.88
14033	PUNE	GUJARAT	JAMNAGAR	184	ENGLISH LNG & LIT.	74	74	0	0	0	0	3	10	34	24	3	70.38
14033	PUNE	GUJARAT	JAMNAGAR	241	MATHEMATICS BASIC	34	34	0	0	0	2	4	7	5	11	5	67.85
			JAMNAGAR Average														80.18
14034	PUNE	GUJARAT	PORBANDAR	010	GUJARATI	63	63	0	0	0	0	0	1	10	44	8	81.71
14034	PUNE	GUJARAT	PORBANDAR	041	MATHEMATICS STD	26	26	0	0	0	1	3	5	9	7	1	67.00
14034	PUNE	GUJARAT	PORBANDAR	085	HINDI COURSE-B	15	15	0	0	0	0	0	1	1	10	3	82.53
14034	PUNE	GUJARAT	PORBANDAR	086	SCIENCE - THEORY	78	76	2	0	0	15	26	18	10	6	1	50.82
14034	PUNE	GUJARAT	PORBANDAR	087	SOCIAL SCIENCE	78	78	0	0	0	1	4	29	21	19	4	65.63
14034	PUNE	GUJARAT	PORBANDAR	184	ENGLISH LNG & LIT.	78	78	0	0	0	5	25	21	22	5	0	55.63
14034	PUNE	GUJARAT	PORBANDAR	241	MATHEMATICS BASIC	52	52	0	0	0	12	16	15	4	5	0	50.17
			PORBANDAR Average														64.78
14035	PUNE	GUJARAT	KHEDA	010	GUJARATI	76	76	0	0	0	0	0	0	2	31	43	89.87
14035	PUNE	GUJARAT	KHEDA	041	MATHEMATICS STD	29	29	0	0	0	0	2	3	7	11	6	75.62
14035	PUNE	GUJARAT	KHEDA	086	SCIENCE - THEORY	76	76	0	0	0	2	6	16	21	23	8	68.45
14035	PUNE	GUJARAT	KHEDA	087	SOCIAL SCIENCE	76	76	0	0	0	0	1	7	26	24	18	76.42
14035	PUNE	GUJARAT	KHEDA	184	ENGLISH LNG & LIT.	76	75	1	0	0	5	13	22	23	12	0	59.39
14035	PUNE	GUJARAT	KHEDA	241	MATHEMATICS BASIC	47	47	0	0	0	1	9	9	11	11	6	67.15
			KHEDA Average														72.82
14036	PUNE	GUJARAT	DAHOD-I	010	GUJARATI	48	48	0	0	0	0	0	0	5	26	17	86.54
14036	PUNE	GUJARAT	DAHOD-I	041	MATHEMATICS STD	17	17	0	0	0	1	2	0	3	6	5	75.06
14036	PUNE	GUJARAT	DAHOD-I	085	HINDI COURSE-B	16	16	0	0	0	0	1	0	1	8	6	84.00
14036	PUNE	GUJARAT	DAHOD-I	086	SCIENCE - THEORY	64	60	4	0	0	18	13	7	10	11	1	52.20
14036	PUNE	GUJARAT	DAHOD-I	087	SOCIAL SCIENCE	64	64	0	0	0	0	0	3	13	37	11	79.23
14036	PUNE	GUJARAT	DAHOD-I	184	ENGLISH LNG & LIT.	64	64	0	0	0	3	12	26	8	14	1	59.02
14036	PUNE	GUJARAT	DAHOD-I	241	MATHEMATICS BASIC	47	43	4	0	0	16	13	5	1	6	2	47.89
			DAHOD-I Average														69.13
14037	PUNE	GUJARAT	PATAN	010	GUJARATI	72	72	0	0	0	0	0	1	4	28	39	88.78
14037	PUNE	GUJARAT	PATAN	041	MATHEMATICS STD	45	45	0	0	0	0	2	0	7	18	18	83.44
14037	PUNE	GUJARAT	PATAN	085	HINDI COURSE-B	7	7	0	0	0	0	0	0	0	5	2	85.43
14037	PUNE	GUJARAT	PATAN	086	SCIENCE - THEORY	79	78	1	0	0	8	12	11	28	19	0	62.13
14037	PUNE	GUJARAT	PATAN	087	SOCIAL SCIENCE	79	79	0	0	0	0	0	1	8	24	46	87.62
14037	PUNE	GUJARAT	PATAN	184	ENGLISH LNG & LIT.	79	79	0	0	0	0	2	7	30	39	1	73.01
14037	PUNE	GUJARAT	PATAN	241	MATHEMATICS BASIC	34	34	0	0	0	2	12	5	8	6	1	57.88
			PATAN Average														76.90

SCH CODE	REGION	STATE	JNV	SUB CODE	SUBJ NAME	APPEARED	PASSED	FAILED	ABSENT	L33	e33l40	e40l50	e50l60	e60l75	e75l90	e90a	Subj. Avg
14038	PUNE	GUJARAT	RAJKOT	010	GUJARATI	77	77	0	0	0	0	1	0	5	33	38	87.53
14038	PUNE	GUJARAT	RAJKOT	041	MATHEMATICS STD	46	46	0	0	0	3	0	4	13	14	12	75.89
14038	PUNE	GUJARAT	RAJKOT	086	SCIENCE - THEORY	77	76	1	0	0	8	18	12	28	10	0	56.86
14038	PUNE	GUJARAT	RAJKOT	087	SOCIAL SCIENCE	77	77	0	0	0	2	0	5	22	31	17	77.71
14038	PUNE	GUJARAT	RAJKOT	184	ENGLISH LNG & LIT.	77	77	0	0	0	1	5	20	39	11	1	64.09
14038	PUNE	GUJARAT	RAJKOT	241	MATHEMATICS BASIC	31	30	1	0	0	5	6	9	8	2	0	53.32
			RAJKOT Average														69.23
14039	PUNE	GUJARAT	TAPI	010	GUJARATI	55	55	0	0	0	0	0	2	3	33	17	83.85
14039	PUNE	GUJARAT	TAPI	041	MATHEMATICS STD	29	29	0	0	0	0	0	0	5	9	15	86.83
14039	PUNE	GUJARAT	TAPI	085	HINDI COURSE-B	22	22	0	0	0	0	0	0	0	12	10	88.86
14039	PUNE	GUJARAT	TAPI	086	SCIENCE - THEORY	77	77	0	0	0	9	9	12	21	25	1	63.45
14039	PUNE	GUJARAT	TAPI	087	SOCIAL SCIENCE	77	77	0	0	0	0	2	2	16	34	23	81.09
14039	PUNE	GUJARAT	TAPI	184	ENGLISH LNG & LIT.	77	77	0	0	0	0	6	5	37	21	8	71.36
14039	PUNE	GUJARAT	TAPI	241	MATHEMATICS BASIC	48	48	0	0	0	2	6	12	16	9	3	64.69
			TAPI Average														77.16
14040	PUNE	GUJARAT	SURENDRANAGAR	010	GUJARATI	79	79	0	0	0	0	0	0	0	38	41	89.90
14040	PUNE	GUJARAT	SURENDRANAGAR	041	MATHEMATICS STD	30	30	0	0	0	1	3	0	6	10	10	79.70
14040	PUNE	GUJARAT	SURENDRANAGAR	086	SCIENCE - THEORY	79	79	0	0	0	2	12	12	28	22	3	65.62
14040	PUNE	GUJARAT	SURENDRANAGAR	087	SOCIAL SCIENCE	79	79	0	0	0	0	0	0	6	25	48	89.16
14040	PUNE	GUJARAT	SURENDRANAGAR	184	ENGLISH LNG & LIT.	79	79	0	0	0	0	4	12	44	19	0	67.47
14040	PUNE	GUJARAT	SURENDRANAGAR	241	MATHEMATICS BASIC	49	49	0	0	0	4	9	12	12	12	0	62.31
			SURENDRANAGAR Average														75.69
14041	PUNE	GUJARAT	ARVALLI	010	GUJARATI	68	68	0	0	0	0	0	1	6	15	46	89.44
14041	PUNE	GUJARAT	ARVALLI	041	MATHEMATICS STD	29	29	0	0	0	0	1	1	9	14	4	78.28
14041	PUNE	GUJARAT	ARVALLI	085	HINDI COURSE-B	2	2	0	0	0	0	0	0	0	0	2	92.00
14041	PUNE	GUJARAT	ARVALLI	086	SCIENCE - THEORY	70	68	2	0	0	5	8	17	18	17	3	62.81
14041	PUNE	GUJARAT	ARVALLI	087	SOCIAL SCIENCE	70	70	0	0	0	0	0	7	12	28	23	80.66
14041	PUNE	GUJARAT	ARVALLI	184	ENGLISH LNG & LIT.	70	70	0	0	0	2	8	18	25	16	1	63.70
14041	PUNE	GUJARAT	ARVALLI	241	MATHEMATICS BASIC	41	41	0	0	0	11	9	11	5	3	2	51.20
			ARVALLI Average														74.01
14042	PUNE	GUJARAT	BHAVNAGAR	010	GUJARATI	68	68	0	0	0	0	0	0	4	34	30	86.93
14042	PUNE	GUJARAT	BHAVNAGAR	041	MATHEMATICS STD	39	39	0	0	0	0	4	1	3	14	17	82.38
14042	PUNE	GUJARAT	BHAVNAGAR	086	SCIENCE - THEORY	68	68	0	0	0	4	7	7	22	24	4	68.53
14042	PUNE	GUJARAT	BHAVNAGAR	087	SOCIAL SCIENCE	68	68	0	0	0	3	4	7	22	22	10	71.93
14042	PUNE	GUJARAT	BHAVNAGAR	184	ENGLISH LNG & LIT.	68	68	0	0	0	2	5	12	32	17	0	65.75
14042	PUNE	GUJARAT	BHAVNAGAR	241	MATHEMATICS BASIC	29	28	1	0	0	5	4	7	7	3	2	56.52
			BHAVNAGAR Average														72.01
14043	PUNE	GUJARAT	VADODARA	010	GUJARATI	72	72	0	0	0	0	0	1	4	25	42	88.58
14043	PUNE	GUJARAT	VADODARA	041	MATHEMATICS STD	35	35	0	0	0	1	3	3	4	13	11	78.06
14043	PUNE	GUJARAT	VADODARA	085	HINDI COURSE-B	5	5	0	0	0	0	0	0	0	1	4	91.20
14043	PUNE	GUJARAT	VADODARA	086	SCIENCE - THEORY	77	77	0	0	0	6	12	17	23	12	7	62.03
14043	PUNE	GUJARAT	VADODARA	087	SOCIAL SCIENCE	77	77	0	0	0	0	0	3	17	40	17	80.53
14043	PUNE	GUJARAT	VADODARA	184	ENGLISH LNG & LIT.	77	77	0	0	0	0	2	15	35	22	3	69.49
14043	PUNE	GUJARAT	VADODARA	241	MATHEMATICS BASIC	42	41	1	0	0	7	11	14	7	1	1	50.71
			VADODARA Average														74.37
14044	PUNE	GUJARAT	GANDHINAGAR	010	GUJARATI	57	57	0	0	0	0	0	0	0	12	45	92.35
14044	PUNE	GUJARAT	GANDHINAGAR	041	MATHEMATICS STD	30	30	0	0	0	0	0	0	4	6	20	89.00
14044	PUNE	GUJARAT	GANDHINAGAR	085	HINDI COURSE-B	8	8	0	0	0	0	0	0	1	3	4	86.75
14044	PUNE	GUJARAT	GANDHINAGAR	086	SCIENCE - THEORY	65	65	0	0	0	0	5	8	28	21	3	69.20
14044	PUNE	GUJARAT	GANDHINAGAR	087	SOCIAL SCIENCE	65	65	0	0	0	0	0	0	10	28	27	85.34
14044	PUNE	GUJARAT	GANDHINAGAR	184	ENGLISH LNG & LIT.	65	65	0	0	0	2	2	12	33	14	2	67.11

SCH CODE	REGION	STATE	JNV	SUB CODE	SUBJ NAME	APPEARED	PASSED	FAILED	ABSENT	L33	e33l40	e40l50	e50l60	e60l75	e75l90	e90a	Subj. Avg
14044	PUNE	GUJARAT	GANDHINAGAR	241	MATHEMATICS BASIC	35	35	0	0	0	0	1	7	13	8	6	71.49
			GANDHINAGAR Average														80.18
14045	PUNE	GUJARAT	BANASKANTHA	010	GUJARATI	47	47	0	0	0	0	0	0	2	21	24	88.94
14045	PUNE	GUJARAT	BANASKANTHA	041	MATHEMATICS STD	28	28	0	0	0	0	0	2	0	6	20	89.46
14045	PUNE	GUJARAT	BANASKANTHA	085	HINDI COURSE-B	26	26	0	0	0	0	0	0	1	13	12	87.19
14045	PUNE	GUJARAT	BANASKANTHA	086	SCIENCE - THEORY	73	71	2	0	0	2	9	10	17	23	10	68.95
14045	PUNE	GUJARAT	BANASKANTHA	087	SOCIAL SCIENCE	73	73	0	0	0	0	1	3	17	29	23	81.67
14045	PUNE	GUJARAT	BANASKANTHA	184	ENGLISH LNG & LIT.	73	73	0	0	0	0	2	10	33	25	3	70.26
14045	PUNE	GUJARAT	BANASKANTHA	241	MATHEMATICS BASIC	45	45	0	0	0	4	6	4	13	10	8	68.64
			BANASKANTHA Average														79.30
14046	PUNE	GUJARAT	MEHSANA	010	GUJARATI	64	64	0	0	0	0	0	0	2	19	43	90.09
14046	PUNE	GUJARAT	MEHSANA	041	MATHEMATICS STD	39	39	0	0	0	0	0	2	5	10	22	86.26
14046	PUNE	GUJARAT	MEHSANA	085	HINDI COURSE-B	6	6	0	0	0	0	0	0	2	2	2	81.67
14046	PUNE	GUJARAT	MEHSANA	086	SCIENCE - THEORY	70	70	0	0	0	6	11	11	17	23	2	64.19
14046	PUNE	GUJARAT	MEHSANA	087	SOCIAL SCIENCE	70	70	0	0	0	0	0	2	3	14	51	90.74
14046	PUNE	GUJARAT	MEHSANA	184	ENGLISH LNG & LIT.	70	70	0	0	0	2	3	10	28	19	8	70.33
14046	PUNE	GUJARAT	MEHSANA	241	MATHEMATICS BASIC	31	31	0	0	0	1	5	7	9	4	5	64.84
			MEHSANA Average														78.30
14047	PUNE	GUJARAT	PANCHMAHAL	010	GUJARATI	78	78	0	0	0	0	0	0	5	20	53	89.09
14047	PUNE	GUJARAT	PANCHMAHAL	041	MATHEMATICS STD	35	35	0	0	0	0	0	3	10	9	13	79.49
14047	PUNE	GUJARAT	PANCHMAHAL	085	HINDI COURSE-B	1	1	0	0	0	0	0	0	0	0	1	97.00
14047	PUNE	GUJARAT	PANCHMAHAL	086	SCIENCE - THEORY	79	76	3	0	0	12	11	12	17	20	4	60.53
14047	PUNE	GUJARAT	PANCHMAHAL	087	SOCIAL SCIENCE	79	79	0	0	0	0	0	1	17	20	41	84.37
14047	PUNE	GUJARAT	PANCHMAHAL	184	ENGLISH LNG & LIT.	79	79	0	0	0	7	4	9	30	27	2	67.05
14047	PUNE	GUJARAT	PANCHMAHAL	241	MATHEMATICS BASIC	44	43	1	0	0	12	8	8	8	7	0	52.80
			PANCHMAHAL Average														75.76
14048	PUNE	GUJARAT	DANG	010	GUJARATI	54	54	0	0	0	1	1	1	11	35	5	77.59
14048	PUNE	GUJARAT	DANG	041	MATHEMATICS STD	14	14	0	0	0	0	0	0	0	4	10	92.64
14048	PUNE	GUJARAT	DANG	086	SCIENCE - THEORY	54	54	0	0	0	22	13	6	8	5	0	48.80
14048	PUNE	GUJARAT	DANG	087	SOCIAL SCIENCE	54	54	0	0	0	1	2	6	11	20	14	76.39
14048	PUNE	GUJARAT	DANG	184	ENGLISH LNG & LIT.	54	54	0	0	0	3	17	16	13	5	0	55.89
14048	PUNE	GUJARAT	DANG	241	MATHEMATICS BASIC	40	40	0	0	0	1	3	12	18	6	0	64.05
			DANG Average														69.23
14049	PUNE	GUJARAT	AMRELI	010	GUJARATI	70	70	0	0	0	0	0	0	3	19	48	90.63
14049	PUNE	GUJARAT	AMRELI	041	MATHEMATICS STD	48	48	0	0	0	5	5	4	11	9	14	72.10
14049	PUNE	GUJARAT	AMRELI	085	HINDI COURSE-B	70	70	0	0	0	0	0	3	4	31	32	86.73
14049	PUNE	GUJARAT	AMRELI	086	SCIENCE - THEORY	70	70	0	0	0	5	7	8	29	14	7	68.03
14049	PUNE	GUJARAT	AMRELI	087	SOCIAL SCIENCE	70	70	0	0	0	0	0	3	16	29	22	81.94
14049	PUNE	GUJARAT	AMRELI	184	ENGLISH LNG & LIT.	70	70	0	0	1	1	3	6	21	34	4	73.11
14049	PUNE	GUJARAT	AMRELI	241	MATHEMATICS BASIC	22	21	1	0	0	2	5	5	5	2	2	57.09
			AMRELI Average														75.66
14050	PUNE	GUJARAT	ANAND	010	GUJARATI	51	51	0	0	0	0	0	0	2	11	38	91.51
14050	PUNE	GUJARAT	ANAND	041	MATHEMATICS STD	46	46	0	0	0	4	5	5	11	11	10	70.63
14050	PUNE	GUJARAT	ANAND	085	HINDI COURSE-B	12	12	0	0	0	0	0	0	0	9	3	84.58
14050	PUNE	GUJARAT	ANAND	086	SCIENCE - THEORY	63	61	2	0	0	6	18	8	17	12	0	57.10
14050	PUNE	GUJARAT	ANAND	087	SOCIAL SCIENCE	63	63	0	0	0	0	0	1	21	23	18	80.33
14050	PUNE	GUJARAT	ANAND	184	ENGLISH LNG & LIT.	63	63	0	0	0	5	3	10	25	18	2	67.30
14050	PUNE	GUJARAT	ANAND	241	MATHEMATICS BASIC	17	16	1	0	0	4	7	3	2	0	0	46.29
			ANAND Average														71.11
14051	PUNE	GUJARAT	NAVSARI	010	GUJARATI	37	37	0	0	0	0	0	3	8	23	3	76.97
14051	PUNE	GUJARAT	NAVSARI	041	MATHEMATICS STD	32	31	1	0	0	2	9	9	5	2	4	57.94

SCH CODE	REGION	STATE	JNV	SUB CODE	SUBJ NAME	APPEARED	PASSED	FAILED	ABSENT	L33	e33l40	e40l50	e50l60	e60l75	e75l90	e90a	Subj. Avg
14051	PUNE	GUJARAT	NAVSARI	086	SCIENCE - THEORY	37	37	0	0	0	4	10	5	12	4	2	58.08
14051	PUNE	GUJARAT	NAVSARI	087	SOCIAL SCIENCE	37	37	0	0	0	1	2	5	12	13	4	71.70
14051	PUNE	GUJARAT	NAVSARI	184	ENGLISH LNG & LIT.	37	37	0	0	0	0	3	7	20	7	0	66.78
14051	PUNE	GUJARAT	NAVSARI	241	MATHEMATICS BASIC	5	4	1	0	0	3	1	0	0	0	0	33.80
			NAVSARI Average														60.88
14052	PUNE	GUJARAT	NARMADA	041	MATHEMATICS STD	6	6	0	0	0	0	0	0	0	3	3	89.33
14052	PUNE	GUJARAT	NARMADA	085	HINDI COURSE-B	40	40	0	0	0	1	0	4	4	16	15	81.95
14052	PUNE	GUJARAT	NARMADA	086	SCIENCE - THEORY	40	40	0	0	0	4	3	11	12	6	4	64.10
14052	PUNE	GUJARAT	NARMADA	087	SOCIAL SCIENCE	40	40	0	0	0	0	0	3	14	12	11	78.98
14052	PUNE	GUJARAT	NARMADA	184	ENGLISH LNG & LIT.	40	40	0	0	0	1	2	7	20	9	1	66.65
14052	PUNE	GUJARAT	NARMADA	241	MATHEMATICS BASIC	34	34	0	0	0	4	11	7	7	3	2	55.97
			NARMADA Average														72.83
34042	PUNE	MAHARASHTRA	AMRAVATI	009	MARATHI	65	65	0	0	0	0	0	0	1	11	53	92.57
34042	PUNE	MAHARASHTRA	AMRAVATI	041	MATHEMATICS STD	41	41	0	0	0	0	2	3	3	14	19	83.83
34042	PUNE	MAHARASHTRA	AMRAVATI	085	HINDI COURSE-B	5	5	0	0	0	0	0	0	1	1	3	87.20
34042	PUNE	MAHARASHTRA	AMRAVATI	086	SCIENCE - THEORY	70	70	0	0	0	8	5	14	17	24	2	65.73
34042	PUNE	MAHARASHTRA	AMRAVATI	087	SOCIAL SCIENCE	70	70	0	0	0	0	0	2	5	27	36	86.67
34042	PUNE	MAHARASHTRA	AMRAVATI	184	ENGLISH LNG & LIT.	70	70	0	0	0	0	0	3	16	41	10	78.91
34042	PUNE	MAHARASHTRA	AMRAVATI	241	MATHEMATICS BASIC	29	29	0	0	0	1	3	5	8	6	6	69.31
			AMRAVATI Average														80.60
34045	PUNE	MAHARASHTRA	LATUR	009	MARATHI	76	76	0	0	0	0	0	0	0	5	71	94.91
34045	PUNE	MAHARASHTRA	LATUR	041	MATHEMATICS STD	61	61	0	0	0	0	1	4	12	20	24	83.74
34045	PUNE	MAHARASHTRA	LATUR	085	HINDI COURSE-B	2	2	0	0	0	0	0	0	0	2	0	85.50
34045	PUNE	MAHARASHTRA	LATUR	086	SCIENCE - THEORY	78	78	0	0	0	0	6	5	22	30	15	76.41
34045	PUNE	MAHARASHTRA	LATUR	087	SOCIAL SCIENCE	78	78	0	0	0	0	1	1	10	24	42	86.46
34045	PUNE	MAHARASHTRA	LATUR	184	ENGLISH LNG & LIT.	78	78	0	0	0	0	0	9	17	43	9	77.95
34045	PUNE	MAHARASHTRA	LATUR	241	MATHEMATICS BASIC	17	17	0	0	0	0	1	3	1	5	7	79.76
			LATUR Average														83.53
34046	PUNE	MAHARASHTRA	GADCHIROLI	009	MARATHI	79	79	0	0	0	0	0	1	5	14	59	90.94
34046	PUNE	MAHARASHTRA	GADCHIROLI	041	MATHEMATICS STD	55	55	0	0	0	2	3	6	12	14	18	76.58
34046	PUNE	MAHARASHTRA	GADCHIROLI	086	SCIENCE - THEORY	79	79	0	0	0	8	11	12	21	22	5	64.29
34046	PUNE	MAHARASHTRA	GADCHIROLI	087	SOCIAL SCIENCE	79	79	0	0	0	1	4	12	16	26	20	75.48
34046	PUNE	MAHARASHTRA	GADCHIROLI	184	ENGLISH LNG & LIT.	79	79	0	0	0	2	1	9	29	31	7	72.71
34046	PUNE	MAHARASHTRA	GADCHIROLI	241	MATHEMATICS BASIC	24	23	1	0	0	4	9	4	5	0	1	48.63
			GADCHIROLI Average														71.44
34047	PUNE	MAHARASHTRA	NANDED	002	HINDI COURSE-A	1	1	0	0	0	0	0	0	0	0	1	95.00
34047	PUNE	MAHARASHTRA	NANDED	009	MARATHI	80	80	0	0	0	0	0	1	0	7	72	94.84
34047	PUNE	MAHARASHTRA	NANDED	041	MATHEMATICS STD	52	51	1	0	0	2	1	3	5	11	29	83.75
34047	PUNE	MAHARASHTRA	NANDED	086	SCIENCE - THEORY	81	81	0	0	0	4	4	8	17	31	17	74.62
34047	PUNE	MAHARASHTRA	NANDED	087	SOCIAL SCIENCE	81	81	0	0	0	0	0	2	9	28	42	86.85
34047	PUNE	MAHARASHTRA	NANDED	184	ENGLISH LNG & LIT.	81	81	0	0	0	0	3	3	13	44	18	79.94
34047	PUNE	MAHARASHTRA	NANDED	241	MATHEMATICS BASIC	29	29	0	0	0	4	3	6	8	5	3	63.07
			NANDED Average														82.58
34054	PUNE	MAHARASHTRA	THANE	009	MARATHI	76	76	0	0	0	0	0	0	0	5	71	95.50
34054	PUNE	MAHARASHTRA	THANE	041	MATHEMATICS STD	30	30	0	0	0	0	1	0	2	12	15	87.03
34054	PUNE	MAHARASHTRA	THANE	085	HINDI COURSE-B	4	4	0	0	0	0	0	0	0	1	3	95.50
34054	PUNE	MAHARASHTRA	THANE	086	SCIENCE - THEORY	80	80	0	0	0	1	6	6	16	35	16	76.01
34054	PUNE	MAHARASHTRA	THANE	087	SOCIAL SCIENCE	80	80	0	0	0	0	2	5	17	32	24	80.06
34054	PUNE	MAHARASHTRA	THANE	184	ENGLISH LNG & LIT.	80	80	0	0	0	0	1	7	18	44	10	77.90
34054	PUNE	MAHARASHTRA	THANE	241	MATHEMATICS BASIC	50	49	1	0	0	2	4	10	19	9	5	65.56
			THANE Average														82.51

SCH CODE	REGION	STATE	JNV	SUB CODE	SUBJ NAME	APPEARED	PASSED	FAILED	ABSENT	L33	e33l40	e40l50	e50l60	e60l75	e75l90	e90a	Subj. Avg
34055	PUNE	MAHARASHTRA	OSMANABAD	009	MARATHI	79	79	0	0	0	0	0	0	0	5	74	96.18
34055	PUNE	MAHARASHTRA	OSMANABAD	041	MATHEMATICS STD	56	56	0	0	0	0	2	5	5	16	28	83.68
34055	PUNE	MAHARASHTRA	OSMANABAD	085	HINDI COURSE-B	79	79	0	0	0	0	0	0	1	16	62	92.86
34055	PUNE	MAHARASHTRA	OSMANABAD	086	SCIENCE - THEORY	79	79	0	0	0	5	4	7	19	32	12	73.16
34055	PUNE	MAHARASHTRA	OSMANABAD	087	SOCIAL SCIENCE	79	79	0	0	0	0	0	1	4	21	53	89.80
34055	PUNE	MAHARASHTRA	OSMANABAD	184	ENGLISH LNG & LIT.	79	79	0	0	0	0	1	6	22	43	7	76.08
34055	PUNE	MAHARASHTRA	OSMANABAD	241	MATHEMATICS BASIC	23	23	0	0	0	1	5	4	2	7	4	68.22
			OSMANABAD Average														82.85
34056	PUNE	MAHARASHTRA	NAGPUR	009	MARATHI	67	67	0	0	0	0	0	1	3	14	49	90.79
34056	PUNE	MAHARASHTRA	NAGPUR	041	MATHEMATICS STD	51	51	0	0	0	2	3	1	7	12	26	83.41
34056	PUNE	MAHARASHTRA	NAGPUR	085	HINDI COURSE-B	10	10	0	0	0	0	0	0	1	0	9	93.50
34056	PUNE	MAHARASHTRA	NAGPUR	086	SCIENCE - THEORY	77	76	1	0	0	4	6	6	22	30	8	71.05
34056	PUNE	MAHARASHTRA	NAGPUR	087	SOCIAL SCIENCE	77	77	0	0	0	0	1	0	6	28	42	87.69
34056	PUNE	MAHARASHTRA	NAGPUR	184	ENGLISH LNG & LIT.	77	77	0	0	0	1	2	6	19	43	6	74.82
34056	PUNE	MAHARASHTRA	NAGPUR	241	MATHEMATICS BASIC	26	25	1	0	0	3	5	4	7	5	1	59.08
			NAGPUR Average														80.05
34057	PUNE	MAHARASHTRA	GONDIA	002	HINDI COURSE-A	11	11	0	0	0	0	0	0	0	2	9	92.73
34057	PUNE	MAHARASHTRA	GONDIA	009	MARATHI	65	65	0	0	0	0	0	0	0	6	59	94.82
34057	PUNE	MAHARASHTRA	GONDIA	041	MATHEMATICS STD	53	53	0	0	0	0	0	0	0	6	47	95.15
34057	PUNE	MAHARASHTRA	GONDIA	086	SCIENCE - THEORY	76	76	0	0	0	2	3	4	16	40	11	77.34
34057	PUNE	MAHARASHTRA	GONDIA	087	SOCIAL SCIENCE	76	76	0	0	0	0	0	0	3	11	62	92.66
34057	PUNE	MAHARASHTRA	GONDIA	184	ENGLISH LNG & LIT.	76	76	0	0	0	0	2	1	14	52	7	78.24
34057	PUNE	MAHARASHTRA	GONDIA	241	MATHEMATICS BASIC	23	23	0	0	0	0	1	0	5	10	7	81.61
			GONDIA Average														87.51
34058	PUNE	MAHARASHTRA	NASIK	009	MARATHI	75	75	0	0	0	0	0	0	0	9	66	94.92
34058	PUNE	MAHARASHTRA	NASIK	041	MATHEMATICS STD	60	60	0	0	0	0	1	4	5	19	31	86.05
34058	PUNE	MAHARASHTRA	NASIK	086	SCIENCE - THEORY	75	75	0	0	0	4	4	3	22	33	9	73.13
34058	PUNE	MAHARASHTRA	NASIK	087	SOCIAL SCIENCE	75	75	0	0	0	0	0	0	3	26	46	89.73
34058	PUNE	MAHARASHTRA	NASIK	184	ENGLISH LNG & LIT.	75	75	0	0	0	0	1	4	13	39	18	80.83
34058	PUNE	MAHARASHTRA	NASIK	241	MATHEMATICS BASIC	15	15	0	0	0	5	1	1	4	2	2	60.53
			NASIK Average														80.87
34059	PUNE	MAHARASHTRA	BULDANA	009	MARATHI	80	80	0	0	0	0	0	0	1	14	65	92.94
34059	PUNE	MAHARASHTRA	BULDANA	041	MATHEMATICS STD	49	49	0	0	0	0	0	0	4	12	33	91.49
34059	PUNE	MAHARASHTRA	BULDANA	086	SCIENCE - THEORY	80	80	0	0	0	5	9	10	22	26	8	68.73
34059	PUNE	MAHARASHTRA	BULDANA	087	SOCIAL SCIENCE	80	80	0	0	0	0	0	5	20	34	21	80.28
34059	PUNE	MAHARASHTRA	BULDANA	184	ENGLISH LNG & LIT.	80	80	0	0	0	0	1	3	27	36	13	77.65
34059	PUNE	MAHARASHTRA	BULDANA	241	MATHEMATICS BASIC	31	31	0	0	0	0	0	4	11	11	5	74.71
			BULDANA Average														80.97
34062	PUNE	MAHARASHTRA	WARDHA	009	MARATHI	77	77	0	0	0	0	0	0	1	20	56	92.10
34062	PUNE	MAHARASHTRA	WARDHA	041	MATHEMATICS STD	75	75	0	0	0	0	0	5	13	16	41	85.57
34062	PUNE	MAHARASHTRA	WARDHA	085	HINDI COURSE-B	2	2	0	0	0	0	0	0	0	1	1	88.00
34062	PUNE	MAHARASHTRA	WARDHA	086	SCIENCE - THEORY	79	79	0	0	0	2	3	10	19	24	21	75.48
34062	PUNE	MAHARASHTRA	WARDHA	087	SOCIAL SCIENCE	79	79	0	0	0	0	1	2	11	25	40	85.52
34062	PUNE	MAHARASHTRA	WARDHA	184	ENGLISH LNG & LIT.	79	79	0	0	0	0	2	3	20	45	9	78.30
34062	PUNE	MAHARASHTRA	WARDHA	241	MATHEMATICS BASIC	4	4	0	0	0	0	3	0	0	1	0	55.25
			WARDHA Average														80.03
34063	PUNE	MAHARASHTRA	JALGAON	009	MARATHI	74	74	0	0	0	0	0	0	0	3	71	96.30
34063	PUNE	MAHARASHTRA	JALGAON	041	MATHEMATICS STD	62	62	0	0	0	0	0	4	11	16	31	84.35
34063	PUNE	MAHARASHTRA	JALGAON	085	HINDI COURSE-B	3	3	0	0	0	0	0	0	0	1	2	90.33
34063	PUNE	MAHARASHTRA	JALGAON	086	SCIENCE - THEORY	77	77	0	0	0	1	5	11	19	32	9	72.90
34063	PUNE	MAHARASHTRA	JALGAON	087	SOCIAL SCIENCE	77	77	0	0	0	0	0	0	11	28	38	86.57

SCH CODE	REGION	STATE	JNV	SUB CODE	SUBJ NAME	APPEARED	PASSED	FAILED	ABSENT	L33	e33l40	e40l50	e50l60	e60l75	e75l90	e90a	Subj. Avg
34063	PUNE	MAHARASHTRA	JALGAON	184	ENGLISH LNG & LIT.	77	77	0	0	0	0	1	8	26	39	3	73.44
34063	PUNE	MAHARASHTRA	JALGAON	241	MATHEMATICS BASIC	15	15	0	0	0	1	3	3	3	4	1	64.07
			JALGAON Average														81.14
34064	PUNE	MAHARASHTRA	YAVATMAL	009	MARATHI	78	78	0	0	0	0	0	1	0	11	66	93.36
34064	PUNE	MAHARASHTRA	YAVATMAL	041	MATHEMATICS STD	78	77	1	0	0	6	9	10	11	20	21	71.72
34064	PUNE	MAHARASHTRA	YAVATMAL	086	SCIENCE - THEORY	78	77	1	0	0	5	10	12	24	23	3	65.87
34064	PUNE	MAHARASHTRA	YAVATMAL	087	SOCIAL SCIENCE	78	78	0	0	0	0	0	1	9	22	46	87.94
34064	PUNE	MAHARASHTRA	YAVATMAL	184	ENGLISH LNG & LIT.	78	78	0	0	0	0	2	4	25	40	7	75.86
			YAVATMAL Average														78.95
34065	PUNE	MAHARASHTRA	JALNA	009	MARATHI	76	76	0	0	0	0	0	0	0	4	72	96.89
34065	PUNE	MAHARASHTRA	JALNA	041	MATHEMATICS STD	24	24	0	0	0	0	0	1	0	3	20	92.00
34065	PUNE	MAHARASHTRA	JALNA	086	SCIENCE - THEORY	76	76	0	0	0	3	4	8	18	26	17	74.70
34065	PUNE	MAHARASHTRA	JALNA	087	SOCIAL SCIENCE	76	76	0	0	0	0	0	1	9	18	48	87.75
34065	PUNE	MAHARASHTRA	JALNA	184	ENGLISH LNG & LIT.	76	76	0	0	0	0	1	7	17	38	13	78.72
34065	PUNE	MAHARASHTRA	JALNA	241	MATHEMATICS BASIC	52	52	0	0	0	2	6	7	17	15	5	68.15
			JALNA Average														83.04
34067	PUNE	MAHARASHTRA	BEED	009	MARATHI	77	77	0	0	0	0	0	0	0	6	71	95.18
34067	PUNE	MAHARASHTRA	BEED	041	MATHEMATICS STD	64	64	0	0	0	1	2	6	8	15	32	83.53
34067	PUNE	MAHARASHTRA	BEED	086	SCIENCE - THEORY	77	77	0	0	0	7	5	12	18	30	5	68.31
34067	PUNE	MAHARASHTRA	BEED	087	SOCIAL SCIENCE	77	77	0	0	0	0	0	7	13	24	33	83.18
34067	PUNE	MAHARASHTRA	BEED	184	ENGLISH LNG & LIT.	77	77	0	0	0	0	2	3	19	39	14	78.56
34067	PUNE	MAHARASHTRA	BEED	241	MATHEMATICS BASIC	13	13	0	0	0	1	3	2	2	2	3	65.77
			BEED Average														79.09
34068	PUNE	MAHARASHTRA	CHANDRAPUR	009	MARATHI	76	76	0	0	0	0	0	0	1	6	69	94.82
34068	PUNE	MAHARASHTRA	CHANDRAPUR	041	MATHEMATICS STD	50	50	0	0	0	0	0	1	2	16	31	90.14
34068	PUNE	MAHARASHTRA	CHANDRAPUR	085	HINDI COURSE-B	76	76	0	0	0	0	0	0	0	16	60	92.18
34068	PUNE	MAHARASHTRA	CHANDRAPUR	086	SCIENCE - THEORY	76	76	0	0	0	0	2	6	17	32	19	79.11
34068	PUNE	MAHARASHTRA	CHANDRAPUR	087	SOCIAL SCIENCE	76	76	0	0	0	0	0	2	6	28	40	87.53
34068	PUNE	MAHARASHTRA	CHANDRAPUR	184	ENGLISH LNG & LIT.	76	76	0	0	0	0	0	0	21	42	13	80.30
34068	PUNE	MAHARASHTRA	CHANDRAPUR	241	MATHEMATICS BASIC	26	26	0	0	0	0	0	5	10	8	3	74.08
			CHANDRAPUR Average														85.45
34069	PUNE	MAHARASHTRA	NANDURBAR I	009	MARATHI	62	62	0	0	0	0	0	1	5	24	32	87.48
34069	PUNE	MAHARASHTRA	NANDURBAR I	041	MATHEMATICS STD	41	41	0	0	0	0	1	9	15	11	5	70.54
34069	PUNE	MAHARASHTRA	NANDURBAR I	085	HINDI COURSE-B	62	62	0	0	1	0	0	1	5	23	32	86.02
34069	PUNE	MAHARASHTRA	NANDURBAR I	086	SCIENCE - THEORY	62	62	0	0	0	5	12	9	24	12	0	60.71
34069	PUNE	MAHARASHTRA	NANDURBAR I	087	SOCIAL SCIENCE	62	62	0	0	0	1	5	19	25	11	1	62.77
34069	PUNE	MAHARASHTRA	NANDURBAR I	184	ENGLISH LNG & LIT.	62	62	0	0	0	1	5	10	21	19	6	69.48
34069	PUNE	MAHARASHTRA	NANDURBAR I	241	MATHEMATICS BASIC	21	21	0	0	0	1	4	9	5	1	1	58.76
			NANDURBAR I Average														70.82
34070	PUNE	MAHARASHTRA	AHMEDNAGAR	009	MARATHI	79	79	0	0	0	0	0	0	0	4	75	96.62
34070	PUNE	MAHARASHTRA	AHMEDNAGAR	041	MATHEMATICS STD	71	71	0	0	0	0	1	5	10	20	35	84.24
34070	PUNE	MAHARASHTRA	AHMEDNAGAR	086	SCIENCE - THEORY	79	79	0	0	0	0	2	2	15	34	26	82.14
34070	PUNE	MAHARASHTRA	AHMEDNAGAR	087	SOCIAL SCIENCE	79	79	0	0	0	0	0	5	19	26	29	81.92
34070	PUNE	MAHARASHTRA	AHMEDNAGAR	184	ENGLISH LNG & LIT.	79	79	0	0	0	0	0	0	5	47	27	85.86
34070	PUNE	MAHARASHTRA	AHMEDNAGAR	241	MATHEMATICS BASIC	8	8	0	0	0	0	0	2	3	2	1	73.25
			AHMEDNAGAR Average														84.01
34071	PUNE	MAHARASHTRA	HINGOLI	009	MARATHI	71	71	0	0	0	0	0	0	0	7	64	94.94
34071	PUNE	MAHARASHTRA	HINGOLI	041	MATHEMATICS STD	34	34	0	0	0	0	2	1	3	7	21	86.24
34071	PUNE	MAHARASHTRA	HINGOLI	085	HINDI COURSE-B	1	1	0	0	0	0	0	0	0	0	1	96.00
34071	PUNE	MAHARASHTRA	HINGOLI	086	SCIENCE - THEORY	72	72	0	0	0	5	11	7	24	18	7	67.03
34071	PUNE	MAHARASHTRA	HINGOLI	087	SOCIAL SCIENCE	72	72	0	0	0	0	0	0	3	22	47	90.42

SCH CODE	REGION	STATE	JNV	SUB CODE	SUBJ NAME	APPEARED	PASSED	FAILED	ABSENT	L33	e33l40	e40l50	e50l60	e60l75	e75l90	e90a	Subj. Avg
34071	PUNE	MAHARASHTRA	HINGOLI	184	ENGLISH LNG & LIT.	72	72	0	0	0	0	3	16	34	18	1	67.38
34071	PUNE	MAHARASHTRA	HINGOLI	241	MATHEMATICS BASIC	38	38	0	0	0	1	7	7	5	8	10	70.34
			HINGOLI Average														81.76
34073	PUNE	MAHARASHTRA	SANGLI	009	MARATHI	81	81	0	0	0	0	0	0	1	7	73	94.84
34073	PUNE	MAHARASHTRA	SANGLI	041	MATHEMATICS STD	60	60	0	0	0	1	4	5	12	22	16	76.98
34073	PUNE	MAHARASHTRA	SANGLI	086	SCIENCE - THEORY	81	80	1	0	0	4	6	16	25	24	5	65.99
34073	PUNE	MAHARASHTRA	SANGLI	087	SOCIAL SCIENCE	81	81	0	0	0	0	0	3	10	25	43	85.83
34073	PUNE	MAHARASHTRA	SANGLI	184	ENGLISH LNG & LIT.	81	81	0	0	0	0	1	0	22	49	9	78.15
34073	PUNE	MAHARASHTRA	SANGLI	241	MATHEMATICS BASIC	21	21	0	0	0	0	3	3	8	6	1	68.57
			SANGLI Average														78.39
34078	PUNE	MAHARASHTRA	AURANGABAD	009	MARATHI	77	77	0	0	0	0	0	0	0	1	76	97.19
34078	PUNE	MAHARASHTRA	AURANGABAD	041	MATHEMATICS STD	77	77	0	0	0	1	4	4	12	18	38	83.44
34078	PUNE	MAHARASHTRA	AURANGABAD	086	SCIENCE - THEORY	77	77	0	0	0	3	9	5	29	28	3	69.23
34078	PUNE	MAHARASHTRA	AURANGABAD	087	SOCIAL SCIENCE	77	77	0	0	0	0	0	1	7	14	55	90.08
34078	PUNE	MAHARASHTRA	AURANGABAD	184	ENGLISH LNG & LIT.	77	77	0	0	0	0	0	1	8	38	30	85.55
			AURANGABAD Average														85.10
34079	PUNE	MAHARASHTRA	RATNAGIRI	009	MARATHI	73	73	0	0	0	0	0	0	0	9	64	94.26
34079	PUNE	MAHARASHTRA	RATNAGIRI	041	MATHEMATICS STD	58	58	0	0	0	0	0	2	10	22	24	83.69
34079	PUNE	MAHARASHTRA	RATNAGIRI	086	SCIENCE - THEORY	73	73	0	0	0	8	7	10	29	19	0	63.41
34079	PUNE	MAHARASHTRA	RATNAGIRI	087	SOCIAL SCIENCE	73	73	0	0	0	0	0	1	8	23	41	87.25
34079	PUNE	MAHARASHTRA	RATNAGIRI	184	ENGLISH LNG & LIT.	73	73	0	0	0	0	0	5	25	40	3	75.58
34079	PUNE	MAHARASHTRA	RATNAGIRI	241	MATHEMATICS BASIC	15	15	0	0	0	0	4	6	2	3	0	59.00
			RATNAGIRI Average														77.20
34080	PUNE	MAHARASHTRA	SINDHUDURG	009	MARATHI	79	79	0	0	0	0	0	0	3	14	62	92.73
34080	PUNE	MAHARASHTRA	SINDHUDURG	041	MATHEMATICS STD	58	58	0	0	0	0	0	0	1	22	35	90.81
34080	PUNE	MAHARASHTRA	SINDHUDURG	085	HINDI COURSE-B	80	80	0	0	0	0	0	1	6	32	41	87.98
34080	PUNE	MAHARASHTRA	SINDHUDURG	086	SCIENCE - THEORY	80	80	0	0	0	0	3	14	37	23	3	69.80
34080	PUNE	MAHARASHTRA	SINDHUDURG	087	SOCIAL SCIENCE	80	80	0	0	0	0	0	7	23	32	18	78.29
34080	PUNE	MAHARASHTRA	SINDHUDURG	184	ENGLISH LNG & LIT.	80	80	0	0	0	0	0	2	25	48	5	76.85
34080	PUNE	MAHARASHTRA	SINDHUDURG	241	MATHEMATICS BASIC	22	22	0	0	0	0	0	1	10	11	0	72.09
			SINDHUDURG Average														81.22
34082	PUNE	MAHARASHTRA	KOLHAPUR	009	MARATHI	74	74	0	0	0	0	0	0	0	1	73	98.31
34082	PUNE	MAHARASHTRA	KOLHAPUR	041	MATHEMATICS STD	63	63	0	0	0	0	2	2	6	21	32	86.27
34082	PUNE	MAHARASHTRA	KOLHAPUR	086	SCIENCE - THEORY	74	74	0	0	0	0	0	6	25	27	16	77.89
34082	PUNE	MAHARASHTRA	KOLHAPUR	087	SOCIAL SCIENCE	74	74	0	0	0	0	0	0	7	39	28	85.97
34082	PUNE	MAHARASHTRA	KOLHAPUR	184	ENGLISH LNG & LIT.	74	74	0	0	0	0	0	0	6	51	17	84.41
34082	PUNE	MAHARASHTRA	KOLHAPUR	241	MATHEMATICS BASIC	11	11	0	0	0	0	1	0	3	2	5	80.55
			KOLHAPUR Average														85.57
34083	PUNE	MAHARASHTRA	RAIGAD	009	MARATHI	73	73	0	0	0	0	0	0	1	14	58	92.21
34083	PUNE	MAHARASHTRA	RAIGAD	041	MATHEMATICS STD	67	67	0	0	0	2	11	12	16	13	13	68.96
34083	PUNE	MAHARASHTRA	RAIGAD	085	HINDI COURSE-B	73	73	0	0	0	0	0	0	3	46	24	86.03
34083	PUNE	MAHARASHTRA	RAIGAD	086	SCIENCE - THEORY	73	73	0	0	0	5	10	8	22	22	6	66.51
34083	PUNE	MAHARASHTRA	RAIGAD	087	SOCIAL SCIENCE	73	73	0	0	0	0	0	2	11	24	36	85.25
34083	PUNE	MAHARASHTRA	RAIGAD	184	ENGLISH LNG & LIT.	73	73	0	0	0	0	1	12	30	24	6	72.07
34083	PUNE	MAHARASHTRA	RAIGAD	241	MATHEMATICS BASIC	6	6	0	0	0	2	1	2	1	0	0	48.33
			RAIGAD Average														74.19
34085	PUNE	MAHARASHTRA	SATARA	009	MARATHI	77	77	0	0	0	0	0	0	1	2	74	96.17
34085	PUNE	MAHARASHTRA	SATARA	041	MATHEMATICS STD	69	69	0	0	0	0	0	0	8	23	38	88.09
34085	PUNE	MAHARASHTRA	SATARA	085	HINDI COURSE-B	2	2	0	0	0	0	0	0	0	1	1	90.00
34085	PUNE	MAHARASHTRA	SATARA	086	SCIENCE - THEORY	79	79	0	0	0	4	5	9	23	30	8	71.43
34085	PUNE	MAHARASHTRA	SATARA	087	SOCIAL SCIENCE	79	79	0	0	0	0	1	0	9	28	41	86.34

SCH CODE	REGION	STATE	JNV	SUB CODE	SUBJ NAME	APPEARED	PASSED	FAILED	ABSENT	L33	e33l40	e40l50	e50l60	e60l75	e75l90	e90a	Subj. Avg
34085	PUNE	MAHARASHTRA	SATARA	184	ENGLISH LNG & LIT.	79	79	0	0	0	0	1	4	27	39	8	76.71
34085	PUNE	MAHARASHTRA	SATARA	241	MATHEMATICS BASIC	10	10	0	0	0	0	1	2	3	3	1	68.60
			SATARA Average														82.48
34086	PUNE	MAHARASHTRA	SOLAPUR	009	MARATHI	79	79	0	0	0	0	0	0	0	2	77	96.24
34086	PUNE	MAHARASHTRA	SOLAPUR	041	MATHEMATICS STD	79	79	0	0	0	3	1	2	10	21	42	85.10
34086	PUNE	MAHARASHTRA	SOLAPUR	086	SCIENCE - THEORY	79	79	0	0	0	3	2	4	16	32	22	78.29
34086	PUNE	MAHARASHTRA	SOLAPUR	087	SOCIAL SCIENCE	79	79	0	0	0	0	0	0	4	28	47	89.01
34086	PUNE	MAHARASHTRA	SOLAPUR	184	ENGLISH LNG & LIT.	79	79	0	0	0	0	0	3	8	61	7	80.68
			SOLAPUR Average														85.86
34087	PUNE	MAHARASHTRA	WASHIM	009	MARATHI	80	80	0	0	0	0	0	0	1	6	73	95.04
34087	PUNE	MAHARASHTRA	WASHIM	041	MATHEMATICS STD	39	39	0	0	0	0	0	0	2	10	27	91.05
34087	PUNE	MAHARASHTRA	WASHIM	085	HINDI COURSE-B	80	80	0	0	0	0	0	2	3	44	31	86.40
34087	PUNE	MAHARASHTRA	WASHIM	086	SCIENCE - THEORY	80	80	0	0	0	2	4	9	22	32	11	73.74
34087	PUNE	MAHARASHTRA	WASHIM	087	SOCIAL SCIENCE	80	80	0	0	0	0	1	2	4	12	61	89.69
34087	PUNE	MAHARASHTRA	WASHIM	184	ENGLISH LNG & LIT.	80	80	0	0	0	0	2	5	17	38	18	79.31
34087	PUNE	MAHARASHTRA	WASHIM	241	MATHEMATICS BASIC	41	41	0	0	0	2	1	5	14	11	8	73.66
			WASHIM Average														84.13
34092	PUNE	MAHARASHTRA	PUNE	002	HINDI COURSE-A	1	1	0	0	0	0	0	0	0	0	1	97.00
34092	PUNE	MAHARASHTRA	PUNE	009	MARATHI	80	80	0	0	0	0	0	0	0	3	77	96.19
34092	PUNE	MAHARASHTRA	PUNE	041	MATHEMATICS STD	60	60	0	0	0	0	3	5	10	12	30	82.68
34092	PUNE	MAHARASHTRA	PUNE	086	SCIENCE - THEORY	81	81	0	0	0	5	5	11	29	25	6	69.59
34092	PUNE	MAHARASHTRA	PUNE	087	SOCIAL SCIENCE	81	81	0	0	0	0	0	0	12	27	42	86.73
34092	PUNE	MAHARASHTRA	PUNE	184	ENGLISH LNG & LIT.	81	81	0	0	0	0	1	3	22	34	21	80.07
34092	PUNE	MAHARASHTRA	PUNE	241	MATHEMATICS BASIC	21	20	1	0	0	2	3	6	2	3	4	62.67
			PUNE Average														82.13
34094	PUNE	MAHARASHTRA	AKOLA	009	MARATHI	74	74	0	0	0	0	0	0	2	26	46	90.27
34094	PUNE	MAHARASHTRA	AKOLA	041	MATHEMATICS STD	49	49	0	0	0	1	1	3	9	13	22	82.57
34094	PUNE	MAHARASHTRA	AKOLA	085	HINDI COURSE-B	4	4	0	0	0	0	0	0	1	1	2	85.75
34094	PUNE	MAHARASHTRA	AKOLA	086	SCIENCE - THEORY	78	78	0	0	0	3	12	12	18	23	10	67.90
34094	PUNE	MAHARASHTRA	AKOLA	087	SOCIAL SCIENCE	78	78	0	0	0	0	0	2	11	32	33	84.87
34094	PUNE	MAHARASHTRA	AKOLA	184	ENGLISH LNG & LIT.	78	78	0	0	0	0	0	4	31	35	8	76.56
34094	PUNE	MAHARASHTRA	AKOLA	241	MATHEMATICS BASIC	29	29	0	0	0	4	6	8	7	2	2	57.07
			AKOLA Average														77.86
34101	PUNE	MAHARASHTRA	PARBHANI	009	MARATHI	80	80	0	0	0	0	0	0	1	7	72	95.09
34101	PUNE	MAHARASHTRA	PARBHANI	041	MATHEMATICS STD	46	46	0	0	0	0	1	1	6	14	24	85.96
34101	PUNE	MAHARASHTRA	PARBHANI	086	SCIENCE - THEORY	80	80	0	0	0	1	1	10	16	26	26	78.66
34101	PUNE	MAHARASHTRA	PARBHANI	087	SOCIAL SCIENCE	80	80	0	0	0	1	2	7	25	26	19	76.23
34101	PUNE	MAHARASHTRA	PARBHANI	184	ENGLISH LNG & LIT.	80	80	0	0	0	0	2	1	19	41	17	80.20
34101	PUNE	MAHARASHTRA	PARBHANI	241	MATHEMATICS BASIC	34	34	0	0	0	2	5	3	8	11	5	68.35
			PARBHANI Average														80.75
34106	PUNE	MAHARASHTRA	DHULE	009	MARATHI	36	36	0	0	0	0	0	0	1	10	25	91.47
34106	PUNE	MAHARASHTRA	DHULE	041	MATHEMATICS STD	29	28	1	0	0	1	2	5	6	5	9	73.48
34106	PUNE	MAHARASHTRA	DHULE	085	HINDI COURSE-B	1	1	0	0	0	0	0	0	0	0	1	97.00
34106	PUNE	MAHARASHTRA	DHULE	086	SCIENCE - THEORY	37	37	0	0	0	4	3	6	12	9	3	66.35
34106	PUNE	MAHARASHTRA	DHULE	087	SOCIAL SCIENCE	37	37	0	0	0	0	0	0	3	14	20	87.70
34106	PUNE	MAHARASHTRA	DHULE	184	ENGLISH LNG & LIT.	37	37	0	0	0	0	1	2	5	22	7	80.54
34106	PUNE	MAHARASHTRA	DHULE	241	MATHEMATICS BASIC	8	8	0	0	0	1	2	2	1	2	0	57.50
			DHULE Average														79.15
34804	PUNE	GOA	CANACONA	009	MARATHI	43	43	0	0	0	0	0	0	8	17	18	86.30
34804	PUNE	GOA	CANACONA	041	MATHEMATICS STD	44	44	0	0	0	4	0	7	15	13	5	69.75
34804	PUNE	GOA	CANACONA	085	HINDI COURSE-B	34	34	0	0	0	0	0	2	6	21	5	79.32

SCH CODE	REGION	STATE	JNV	SUB CODE	SUBJ NAME	APPEARED	PASSED	FAILED	ABSENT	L33	e33l40	e40l50	e50l60	e60l75	e75l90	e90a	Subj. Avg
34804	PUNE	GOA	CANACONA	086	SCIENCE - THEORY	77	77	0	0	0	5	8	16	21	21	6	66.49
34804	PUNE	GOA	CANACONA	087	SOCIAL SCIENCE	77	77	0	0	0	0	1	7	25	17	27	78.31
34804	PUNE	GOA	CANACONA	184	ENGLISH LNG & LIT.	77	77	0	0	0	0	0	1	17	34	25	82.65
34804	PUNE	GOA	CANACONA	241	MATHEMATICS BASIC	33	33	0	0	0	5	11	8	5	3	1	53.00
			CANACONA Average														73.69
34807	PUNE	GOA	VALPOI	009	MARATHI	42	42	0	0	0	0	1	3	2	20	16	83.69
34807	PUNE	GOA	VALPOI	041	MATHEMATICS STD	11	11	0	0	0	0	0	1	6	2	2	71.64
34807	PUNE	GOA	VALPOI	085	HINDI COURSE-B	26	26	0	0	0	1	0	3	4	10	8	78.69
34807	PUNE	GOA	VALPOI	086	SCIENCE - THEORY	68	64	4	0	0	11	13	4	20	13	3	58.00
34807	PUNE	GOA	VALPOI	087	SOCIAL SCIENCE	68	68	0	0	0	8	14	14	13	14	5	60.38
34807	PUNE	GOA	VALPOI	184	ENGLISH LNG & LIT.	68	68	0	0	0	2	4	4	18	31	9	73.91
34807	PUNE	GOA	VALPOI	241	MATHEMATICS BASIC	57	49	8	0	0	20	9	8	11	1	0	43.81
			VALPOI Average														67.16
34901	PUNE	UTS	DIU	010	GUJARATI	39	39	0	0	0	0	0	4	15	15	5	74.85
34901	PUNE	UTS	DIU	041	MATHEMATICS STD	4	4	0	0	0	0	1	2	1	0	0	56.75
34901	PUNE	UTS	DIU	085	HINDI COURSE-B	27	27	0	0	0	0	3	6	6	11	1	68.78
34901	PUNE	UTS	DIU	086	SCIENCE - THEORY	66	58	8	0	0	45	10	2	1	0	0	36.09
34901	PUNE	UTS	DIU	087	SOCIAL SCIENCE	66	66	0	0	0	0	12	21	26	7	0	60.33
34901	PUNE	UTS	DIU	184	ENGLISH LNG & LIT.	66	66	0	0	0	19	30	11	6	0	0	45.21
34901	PUNE	UTS	DIU	241	MATHEMATICS BASIC	62	54	8	0	0	45	9	0	0	0	0	34.63
			DIU Average														53.81
34902	PUNE	UTS	DAMAN	010	GUJARATI	3	3	0	0	0	0	0	0	0	3	0	87.67
34902	PUNE	UTS	DAMAN	041	MATHEMATICS STD	16	16	0	0	0	0	1	1	4	4	6	78.69
34902	PUNE	UTS	DAMAN	085	HINDI COURSE-B	73	72	1	0	0	2	0	1	11	39	19	80.67
34902	PUNE	UTS	DAMAN	086	SCIENCE - THEORY	76	70	6	0	0	10	10	23	15	12	0	54.11
34902	PUNE	UTS	DAMAN	087	SOCIAL SCIENCE	76	75	1	0	0	3	7	13	28	22	2	66.84
34902	PUNE	UTS	DAMAN	184	ENGLISH LNG & LIT.	76	76	0	0	0	1	14	6	29	26	0	66.45
34902	PUNE	UTS	DAMAN	241	MATHEMATICS BASIC	60	58	2	0	0	11	14	9	14	9	1	54.75
			DAMAN Average														69.88
34951	PUNE	UTS	SILI	010	GUJARATI	41	41	0	0	0	0	1	3	9	20	8	78.05
34951	PUNE	UTS	SILI	041	MATHEMATICS STD	30	30	0	0	0	1	4	4	4	8	9	73.80
34951	PUNE	UTS	SILI	085	HINDI COURSE-B	36	36	0	0	0	0	1	0	8	17	10	80.89
34951	PUNE	UTS	SILI	086	SCIENCE - THEORY	77	69	8	0	0	23	15	7	13	9	2	49.48
34951	PUNE	UTS	SILI	087	SOCIAL SCIENCE	77	77	0	0	0	1	7	12	18	25	14	72.87
34951	PUNE	UTS	SILI	184	ENGLISH LNG & LIT.	77	77	0	0	0	6	15	12	18	22	4	63.17
34951	PUNE	UTS	SILI	241	MATHEMATICS BASIC	47	45	2	0	0	26	11	2	4	2	0	41.91
			SILI Average														65.74
39189	SHILLONG	ARUNACHAL PRAD	UPPER SUBANSIR	041	MATHEMATICS STD	29	29	0	0	0	0	0	0	3	8	18	88.00
39189	SHILLONG	ARUNACHAL PRAD	UPPER SUBANSIR	085	HINDI COURSE-B	39	39	0	0	0	0	1	3	4	26	5	78.69
39189	SHILLONG	ARUNACHAL PRAD	UPPER SUBANSIR	086	SCIENCE	39	39	0	0	0	0	1	0	6	11	21	84.90
39189	SHILLONG	ARUNACHAL PRAD	UPPER SUBANSIR	087	SOCIAL SCIENCE	39	39	0	0	0	0	0	1	1	14	23	89.87
39189	SHILLONG	ARUNACHAL PRAD	UPPER SUBANSIR	184	ENGLISH LANG & LIT	39	39	0	0	0	0	1	0	9	19	10	82.95
39189	SHILLONG	ARUNACHAL PRAD	UPPER SUBANSIR	241	MATHEMATICS BASIC	10	10	0	0	0	0	0	1	2	5	2	78.30
			UPPER SUBANSIR Average														83.79
39190	SHILLONG	ARUNACHAL PRAD	LOWER DIBANG V	041	MATHEMATICS STD	72	72	0	0	3	17	21	8	15	6	2	50.75
39190	SHILLONG	ARUNACHAL PRAD	LOWER DIBANG V	085	HINDI COURSE-B	72	72	0	0	0	0	0	5	20	38	9	77.06
39190	SHILLONG	ARUNACHAL PRAD	LOWER DIBANG V	086	SCIENCE	72	72	0	0	3	11	21	19	14	4	0	51.49
39190	SHILLONG	ARUNACHAL PRAD	LOWER DIBANG V	087	SOCIAL SCIENCE	72	72	0	0	0	0	0	5	35	26	6	73.50
39190	SHILLONG	ARUNACHAL PRAD	LOWER DIBANG V	184	ENGLISH LANG & LIT	72	72	0	0	0	0	2	5	34	27	4	72.68
39190	SHILLONG	ARUNACHAL PRAD	LOWER DIBANG V	402	INFORMATION TECHNO	72	72	0	0	0	0	0	2	8	41	21	83.74
			LOWER DIBANG V Average														68.20

SCH CODE	REGION	STATE	JNV	SUB CODE	SUBJ NAME	APPEARED	PASSED	FAILED	ABSENT	L33	e33l40	e40l50	e50l60	e60l75	e75l90	e90a	Subj. Avg
39191	SHILLONG	ARUNACHAL PRAD	EAST KAMENG	041	MATHEMATICS STD	38	38	0	1	0	9	12	8	5	2	2	51.32
39191	SHILLONG	ARUNACHAL PRAD	EAST KAMENG	085	HINDI COURSE-B	38	37	1	1	0	2	5	4	11	10	5	67.21
39191	SHILLONG	ARUNACHAL PRAD	EAST KAMENG	086	SCIENCE	38	38	0	1	0	0	1	2	11	14	10	77.76
39191	SHILLONG	ARUNACHAL PRAD	EAST KAMENG	087	SOCIAL SCIENCE	38	38	0	1	0	0	0	3	10	16	9	77.84
39191	SHILLONG	ARUNACHAL PRAD	EAST KAMENG	184	ENGLISH LANG & LIT	38	38	0	1	0	0	1	5	24	8	0	67.58
			EAST KAMENG Average														68.34
39192	SHILLONG	ARUNACHAL PRAD	LOHIT	041	MATHEMATICS STD	38	38	0	0	0	0	3	2	16	12	5	73.79
39192	SHILLONG	ARUNACHAL PRAD	LOHIT	085	HINDI COURSE-B	75	75	0	0	0	1	0	2	24	42	6	76.84
39192	SHILLONG	ARUNACHAL PRAD	LOHIT	086	SCIENCE	75	75	0	0	0	4	27	10	21	12	1	58.17
39192	SHILLONG	ARUNACHAL PRAD	LOHIT	087	SOCIAL SCIENCE	75	75	0	0	0	0	1	1	12	25	36	85.33
39192	SHILLONG	ARUNACHAL PRAD	LOHIT	184	ENGLISH LANG & LIT	75	75	0	0	0	0	0	1	9	56	9	80.20
39192	SHILLONG	ARUNACHAL PRAD	LOHIT	241	MATHEMATICS BASIC	37	37	0	0	0	2	9	15	8	2	1	55.51
			LOHIT Average														71.64
39193	SHILLONG	ARUNACHAL PRAD	TIRAP	041	MATHEMATICS STD	39	39	0	0	0	1	6	12	13	4	3	63.08
39193	SHILLONG	ARUNACHAL PRAD	TIRAP	085	HINDI COURSE-B	80	79	1	0	0	2	4	12	26	32	3	69.36
39193	SHILLONG	ARUNACHAL PRAD	TIRAP	086	SCIENCE	80	80	0	0	0	4	6	21	29	16	4	65.13
39193	SHILLONG	ARUNACHAL PRAD	TIRAP	087	SOCIAL SCIENCE	80	80	0	0	0	0	4	15	47	14	0	65.34
39193	SHILLONG	ARUNACHAL PRAD	TIRAP	184	ENGLISH LANG & LIT	80	80	0	0	0	1	4	14	32	28	1	69.09
39193	SHILLONG	ARUNACHAL PRAD	TIRAP	241	MATHEMATICS BASIC	41	41	0	0	0	6	24	7	4	0	0	45.85
			TIRAP Average														62.98
39194	SHILLONG	ARUNACHAL PRAD	TAWANG	041	MATHEMATICS STD	13	13	0	0	0	3	1	5	2	2	0	55.08
39194	SHILLONG	ARUNACHAL PRAD	TAWANG	085	HINDI COURSE-B	39	39	0	0	0	0	5	9	18	7	0	63.87
39194	SHILLONG	ARUNACHAL PRAD	TAWANG	086	SCIENCE	39	38	1	0	4	18	3	8	4	1	0	42.92
39194	SHILLONG	ARUNACHAL PRAD	TAWANG	087	SOCIAL SCIENCE	39	39	0	0	0	5	1	18	11	3	1	57.59
39194	SHILLONG	ARUNACHAL PRAD	TAWANG	184	ENGLISH LANG & LIT	39	38	1	0	0	1	3	5	14	14	1	67.21
39194	SHILLONG	ARUNACHAL PRAD	TAWANG	241	MATHEMATICS BASIC	26	25	1	0	2	13	6	3	1	0	0	38.73
39194	SHILLONG	ARUNACHAL PRAD	TAWANG	402	INFORMATION TECHNO	39	39	0	0	0	1	12	14	11	1	0	53.79
			TAWANG Average														54.17
39195	SHILLONG	ARUNACHAL PRAD	LOWER SUBANSIR	041	MATHEMATICS STD	80	80	0	0	0	7	11	22	19	13	8	63.24
39195	SHILLONG	ARUNACHAL PRAD	LOWER SUBANSIR	085	HINDI COURSE-B	80	80	0	0	0	0	0	1	16	29	34	84.13
39195	SHILLONG	ARUNACHAL PRAD	LOWER SUBANSIR	086	SCIENCE	80	80	0	0	0	2	13	20	26	17	2	63.58
39195	SHILLONG	ARUNACHAL PRAD	LOWER SUBANSIR	087	SOCIAL SCIENCE	80	80	0	0	0	0	0	0	4	7	69	93.63
39195	SHILLONG	ARUNACHAL PRAD	LOWER SUBANSIR	184	ENGLISH LANG & LIT	80	80	0	0	0	0	0	4	17	54	5	77.88
			LOWER SUBANSIR Average														76.49
39196	SHILLONG	ARUNACHAL PRAD	CHANGLANG	041	MATHEMATICS STD	56	56	0	0	0	10	18	9	9	7	3	54.52
39196	SHILLONG	ARUNACHAL PRAD	CHANGLANG	085	HINDI COURSE-B	80	80	0	0	0	0	1	1	25	35	18	78.65
39196	SHILLONG	ARUNACHAL PRAD	CHANGLANG	086	SCIENCE	80	80	0	0	0	18	28	20	10	4	0	49.20
39196	SHILLONG	ARUNACHAL PRAD	CHANGLANG	087	SOCIAL SCIENCE	80	80	0	0	0	0	0	8	33	32	7	74.08
39196	SHILLONG	ARUNACHAL PRAD	CHANGLANG	184	ENGLISH LANG & LIT	80	80	0	0	0	0	2	6	37	32	3	73.40
39196	SHILLONG	ARUNACHAL PRAD	CHANGLANG	241	MATHEMATICS BASIC	24	24	0	0	1	8	10	2	2	1	0	43.92
39196	SHILLONG	ARUNACHAL PRAD	CHANGLANG	402	INFORMATION TECHNO	80	80	0	0	0	0	0	3	26	40	11	77.64
			CHANGLANG Average														64.49
39197	SHILLONG	ARUNACHAL PRAD	PAPUMPARE	041	MATHEMATICS STD	16	16	0	0	0	0	2	0	3	6	5	79.00
39197	SHILLONG	ARUNACHAL PRAD	PAPUMPARE	085	HINDI COURSE-B	39	39	0	0	0	0	1	0	12	19	7	77.87
39197	SHILLONG	ARUNACHAL PRAD	PAPUMPARE	086	SCIENCE	39	39	0	0	0	1	1	8	13	14	2	70.23
39197	SHILLONG	ARUNACHAL PRAD	PAPUMPARE	087	SOCIAL SCIENCE	39	39	0	0	0	0	3	3	14	13	6	74.87
39197	SHILLONG	ARUNACHAL PRAD	PAPUMPARE	184	ENGLISH LANG & LIT	39	39	0	0	0	0	0	1	2	26	10	84.08
39197	SHILLONG	ARUNACHAL PRAD	PAPUMPARE	241	MATHEMATICS BASIC	23	23	0	0	0	3	3	6	4	7	0	60.83
			PAPUMPARE Average														74.48
39198	SHILLONG	ARUNACHAL PRAD	WEST SIANG	041	MATHEMATICS STD	80	80	0	0	0	21	17	12	11	11	8	56.78
39198	SHILLONG	ARUNACHAL PRAD	WEST SIANG	085	HINDI COURSE-B	80	80	0	0	0	0	0	3	18	41	18	80.46

SCH CODE	REGION	STATE	JNV	SUB CODE	SUBJ NAME	APPEARED	PASSED	FAILED	ABSENT	L33	e33l40	e40l50	e50l60	e60l75	e75l90	e90a	Subj. Avg
39198	SHILLONG	ARUNACHAL PRAD	WEST SIANG	086	SCIENCE	80	80	0	0	0	2	8	16	18	20	16	70.63
39198	SHILLONG	ARUNACHAL PRAD	WEST SIANG	087	SOCIAL SCIENCE	80	80	0	0	0	0	1	13	15	26	25	78.66
39198	SHILLONG	ARUNACHAL PRAD	WEST SIANG	184	ENGLISH LANG & LIT	80	80	0	0	0	0	0	0	6	42	32	86.41
			WEST SIANG Average														74.59
39199	SHILLONG	ARUNACHAL PRAD	UPPER SIANG	041	MATHEMATICS STD	37	37	0	0	0	0	8	6	15	5	3	64.43
39199	SHILLONG	ARUNACHAL PRAD	UPPER SIANG	085	HINDI COURSE-B	37	37	0	0	0	0	0	1	17	17	2	74.54
39199	SHILLONG	ARUNACHAL PRAD	UPPER SIANG	086	SCIENCE	37	36	1	0	0	1	3	9	10	13	0	64.62
39199	SHILLONG	ARUNACHAL PRAD	UPPER SIANG	087	SOCIAL SCIENCE	37	37	0	0	0	0	0	5	12	11	9	77.11
39199	SHILLONG	ARUNACHAL PRAD	UPPER SIANG	184	ENGLISH LANG & LIT	37	37	0	0	0	0	0	1	8	26	2	77.49
			UPPER SIANG Average														71.64
39200	SHILLONG	ARUNACHAL PRAD	EAST SIANG	041	MATHEMATICS STD	28	28	0	0	0	1	4	5	9	6	3	66.82
39200	SHILLONG	ARUNACHAL PRAD	EAST SIANG	085	HINDI COURSE-B	32	32	0	0	0	0	0	1	11	15	5	76.75
39200	SHILLONG	ARUNACHAL PRAD	EAST SIANG	086	SCIENCE	32	32	0	0	0	1	6	13	10	2	0	57.19
39200	SHILLONG	ARUNACHAL PRAD	EAST SIANG	087	SOCIAL SCIENCE	32	32	0	0	0	0	0	1	13	11	7	78.53
39200	SHILLONG	ARUNACHAL PRAD	EAST SIANG	184	ENGLISH LANG & LIT	32	32	0	0	0	0	0	0	8	22	2	80.34
39200	SHILLONG	ARUNACHAL PRAD	EAST SIANG	241	MATHEMATICS BASIC	4	4	0	0	0	1	2	0	1	0	0	48.25
			EAST SIANG Average														67.98
39201	SHILLONG	ARUNACHAL PRAD	WEST KAMENG	041	MATHEMATICS STD	26	26	0	0	0	2	4	2	6	6	6	70.08
39201	SHILLONG	ARUNACHAL PRAD	WEST KAMENG	085	HINDI COURSE-B	41	41	0	0	0	0	0	2	6	18	15	82.93
39201	SHILLONG	ARUNACHAL PRAD	WEST KAMENG	086	SCIENCE	41	41	0	0	0	4	8	8	9	9	3	62.41
39201	SHILLONG	ARUNACHAL PRAD	WEST KAMENG	087	SOCIAL SCIENCE	41	41	0	0	0	0	0	6	6	16	13	80.07
39201	SHILLONG	ARUNACHAL PRAD	WEST KAMENG	184	ENGLISH LANG & LIT	41	41	0	0	0	0	0	2	4	26	9	81.20
39201	SHILLONG	ARUNACHAL PRAD	WEST KAMENG	241	MATHEMATICS BASIC	15	15	0	0	0	1	5	2	3	3	1	60.20
			WEST KAMENG Average														72.82
39202	SHILLONG	ARUNACHAL PRAD	KURUNG KUMEY	041	MATHEMATICS STD	19	19	0	0	0	1	1	4	9	3	1	65.16
39202	SHILLONG	ARUNACHAL PRAD	KURUNG KUMEY	085	HINDI COURSE-B	23	23	0	0	0	2	1	1	2	14	3	76.13
39202	SHILLONG	ARUNACHAL PRAD	KURUNG KUMEY	086	SCIENCE	23	22	1	0	0	3	3	8	6	2	0	54.09
39202	SHILLONG	ARUNACHAL PRAD	KURUNG KUMEY	087	SOCIAL SCIENCE	23	23	0	0	0	0	1	0	7	11	4	78.39
39202	SHILLONG	ARUNACHAL PRAD	KURUNG KUMEY	184	ENGLISH LANG & LIT	23	23	0	0	0	0	1	2	5	15	0	74.00
39202	SHILLONG	ARUNACHAL PRAD	KURUNG KUMEY	241	MATHEMATICS BASIC	4	1	3	0	0	1	0	0	0	0	0	23.75
			KURUNG KUMEY Average														61.92
39203	SHILLONG	ARUNACHAL PRAD	ANJAW	041	MATHEMATICS STD	12	12	0	0	0	0	3	1	4	2	2	67.92
39203	SHILLONG	ARUNACHAL PRAD	ANJAW	085	HINDI COURSE-B	34	34	0	0	0	0	0	1	5	20	8	83.82
39203	SHILLONG	ARUNACHAL PRAD	ANJAW	086	SCIENCE	34	34	0	0	0	10	6	7	5	5	1	55.03
39203	SHILLONG	ARUNACHAL PRAD	ANJAW	087	SOCIAL SCIENCE	34	34	0	0	0	0	1	6	10	10	7	75.21
39203	SHILLONG	ARUNACHAL PRAD	ANJAW	184	ENGLISH LANG & LIT	34	34	0	0	0	3	4	4	16	7	0	62.29
39203	SHILLONG	ARUNACHAL PRAD	ANJAW	241	MATHEMATICS BASIC	22	22	0	0	0	8	8	6	0	0	0	43.23
			ANJAW Average														64.58
39204	SHILLONG	ARUNACHAL PRAD	DIBANG VALLEY	041	MATHEMATICS STD	5	5	0	1	0	0	1	3	0	1	0	59.20
39204	SHILLONG	ARUNACHAL PRAD	DIBANG VALLEY	085	HINDI COURSE-B	15	15	0	1	0	0	0	2	8	4	1	68.87
39204	SHILLONG	ARUNACHAL PRAD	DIBANG VALLEY	086	SCIENCE	15	15	0	1	0	4	4	4	3	0	0	48.73
39204	SHILLONG	ARUNACHAL PRAD	DIBANG VALLEY	087	SOCIAL SCIENCE	15	15	0	1	0	0	0	2	6	5	2	74.87
39204	SHILLONG	ARUNACHAL PRAD	DIBANG VALLEY	184	ENGLISH LANG & LIT	15	15	0	1	0	0	0	2	7	5	1	71.40
39204	SHILLONG	ARUNACHAL PRAD	DIBANG VALLEY	241	MATHEMATICS BASIC	10	10	0	0	1	5	3	1	0	0	0	38.90
39204	SHILLONG	ARUNACHAL PRAD	DIBANG VALLEY	413	HEALTH CARE	15	15	0	1	0	0	0	0	7	8	0	76.20
			DIBANG VALLEY Average														62.60
39234	SHILLONG	ASSAM	KARIMGANJ	041	MATHEMATICS STD	14	14	0	0	0	0	0	0	4	1	9	87.71
39234	SHILLONG	ASSAM	KARIMGANJ	085	HINDI COURSE-B	79	79	0	0	0	0	1	4	16	33	25	80.76
39234	SHILLONG	ASSAM	KARIMGANJ	086	SCIENCE	79	79	0	0	0	4	3	8	17	22	25	76.78
39234	SHILLONG	ASSAM	KARIMGANJ	087	SOCIAL SCIENCE	79	79	0	0	0	0	0	0	6	19	54	90.37
39234	SHILLONG	ASSAM	KARIMGANJ	184	ENGLISH LANG & LIT	79	79	0	0	0	7	11	18	30	9	4	61.10

SCH CODE	REGION	STATE	JNV	SUB CODE	SUBJ NAME	APPEARED	PASSED	FAILED	ABSENT	L33	e33l40	e40l50	e50l60	e60l75	e75l90	e90a	Subj. Avg
39234	SHILLONG	ASSAM	KARIMGANJ	241	MATHEMATICS BASIC	65	65	0	0	0	4	9	15	21	11	5	64.06
			KARIMGANJ Average														76.80
39235	SHILLONG	ASSAM	KAMRUP	014	ASSAMESE	50	50	0	0	0	0	0	2	3	23	22	85.92
39235	SHILLONG	ASSAM	KAMRUP	041	MATHEMATICS STD	74	74	0	0	0	0	8	11	16	24	15	74.23
39235	SHILLONG	ASSAM	KAMRUP	085	HINDI COURSE-B	74	74	0	0	0	1	0	1	8	56	8	81.18
39235	SHILLONG	ASSAM	KAMRUP	086	SCIENCE	74	74	0	0	0	8	13	14	27	11	1	59.78
39235	SHILLONG	ASSAM	KAMRUP	087	SOCIAL SCIENCE	74	74	0	0	0	0	2	2	19	27	24	79.82
39235	SHILLONG	ASSAM	KAMRUP	184	ENGLISH LANG & LIT	74	74	0	0	0	0	0	1	10	52	11	81.92
			KAMRUP Average														77.14
39236	SHILLONG	ASSAM	NALBARI	014	ASSAMESE	45	45	0	4	0	0	0	0	0	11	34	92.29
39236	SHILLONG	ASSAM	NALBARI	041	MATHEMATICS STD	36	36	0	5	0	0	0	0	9	19	8	82.44
39236	SHILLONG	ASSAM	NALBARI	085	HINDI COURSE-B	26	26	0	1	0	0	0	0	9	14	3	79.38
39236	SHILLONG	ASSAM	NALBARI	086	SCIENCE	71	71	0	5	0	0	0	0	28	30	13	77.94
39236	SHILLONG	ASSAM	NALBARI	087	SOCIAL SCIENCE	71	71	0	5	0	0	0	2	16	38	15	81.08
39236	SHILLONG	ASSAM	NALBARI	184	ENGLISH LANG & LIT	71	71	0	5	0	0	0	5	16	32	18	80.93
39236	SHILLONG	ASSAM	NALBARI	241	MATHEMATICS BASIC	35	35	0	0	0	0	0	4	9	10	12	79.60
			NALBARI Average														81.95
39237	SHILLONG	ASSAM	SIBSAGAR	014	ASSAMESE	78	78	0	0	0	0	0	0	13	37	28	84.21
39237	SHILLONG	ASSAM	SIBSAGAR	041	MATHEMATICS STD	39	39	0	0	0	0	0	6	8	16	9	77.23
39237	SHILLONG	ASSAM	SIBSAGAR	085	HINDI COURSE-B	78	78	0	0	0	0	1	5	24	44	4	76.21
39237	SHILLONG	ASSAM	SIBSAGAR	086	SCIENCE	78	78	0	0	0	14	17	19	19	8	1	54.71
39237	SHILLONG	ASSAM	SIBSAGAR	087	SOCIAL SCIENCE	78	78	0	0	0	0	3	12	24	29	10	73.69
39237	SHILLONG	ASSAM	SIBSAGAR	184	ENGLISH LANG & LIT	78	78	0	0	0	1	5	19	31	20	2	66.87
39237	SHILLONG	ASSAM	SIBSAGAR	241	MATHEMATICS BASIC	39	39	0	0	0	4	11	10	12	2	0	55.44
			SIBSAGAR Average														69.77
39238	SHILLONG	ASSAM	SONITPUR	014	ASSAMESE	40	40	0	0	0	0	0	0	3	10	27	89.98
39238	SHILLONG	ASSAM	SONITPUR	041	MATHEMATICS STD	69	69	0	0	0	3	0	4	6	27	29	82.75
39238	SHILLONG	ASSAM	SONITPUR	085	HINDI COURSE-B	37	37	0	0	0	0	0	1	2	23	11	84.73
39238	SHILLONG	ASSAM	SONITPUR	086	SCIENCE	77	77	0	0	0	9	9	10	30	15	4	62.86
39238	SHILLONG	ASSAM	SONITPUR	087	SOCIAL SCIENCE	77	77	0	0	0	0	0	4	14	22	37	84.23
39238	SHILLONG	ASSAM	SONITPUR	184	ENGLISH LANG & LIT	77	77	0	0	0	0	0	3	9	44	21	83.13
39238	SHILLONG	ASSAM	SONITPUR	241	MATHEMATICS BASIC	8	8	0	0	0	3	4	0	1	0	0	43.00
			SONITPUR Average														75.81
39239	SHILLONG	ASSAM	CACHAR	005	BENGALI	51	51	0	0	0	0	0	0	2	17	32	91.04
39239	SHILLONG	ASSAM	CACHAR	041	MATHEMATICS STD	54	54	0	0	0	0	3	6	11	19	15	77.26
39239	SHILLONG	ASSAM	CACHAR	085	HINDI COURSE-B	31	31	0	0	0	1	0	2	6	17	5	78.29
39239	SHILLONG	ASSAM	CACHAR	086	SCIENCE	82	82	0	0	0	7	10	17	25	20	3	64.10
39239	SHILLONG	ASSAM	CACHAR	087	SOCIAL SCIENCE	82	82	0	0	0	1	3	6	15	32	25	79.65
39239	SHILLONG	ASSAM	CACHAR	184	ENGLISH LANG & LIT	82	82	0	0	0	0	1	1	24	51	5	77.90
39239	SHILLONG	ASSAM	CACHAR	241	MATHEMATICS BASIC	28	28	0	0	0	0	3	4	9	11	1	69.96
			CACHAR Average														76.89
39240	SHILLONG	ASSAM	JORHAT	014	ASSAMESE	73	73	0	0	0	0	0	1	20	33	19	81.05
39240	SHILLONG	ASSAM	JORHAT	041	MATHEMATICS STD	40	40	0	0	0	3	0	2	5	16	14	79.60
39240	SHILLONG	ASSAM	JORHAT	085	HINDI COURSE-B	80	80	0	0	0	0	0	2	9	33	36	86.21
39240	SHILLONG	ASSAM	JORHAT	086	SCIENCE	80	80	0	0	0	8	17	15	22	16	2	60.40
39240	SHILLONG	ASSAM	JORHAT	087	SOCIAL SCIENCE	80	80	0	0	0	2	12	14	20	23	9	67.19
39240	SHILLONG	ASSAM	JORHAT	184	ENGLISH LANG & LIT	80	80	0	0	0	0	1	4	31	40	4	74.85
39240	SHILLONG	ASSAM	JORHAT	241	MATHEMATICS BASIC	40	40	0	0	0	3	7	9	5	12	4	63.50
			JORHAT Average														73.26
39241	SHILLONG	ASSAM	KOKRAJHAR	041	MATHEMATICS STD	74	73	1	0	0	0	1	9	11	30	22	79.20
39241	SHILLONG	ASSAM	KOKRAJHAR	085	HINDI COURSE-B	80	80	0	1	0	0	0	2	3	32	43	88.43

SCH CODE	REGION	STATE	JNV	SUB CODE	SUBJ NAME	APPEARED	PASSED	FAILED	ABSENT	L33	e33l40	e40l50	e50l60	e60l75	e75l90	e90a	Subj. Avg
39241	SHILLONG	ASSAM	KOKRAJHAR	086	SCIENCE	80	80	0	1	0	5	15	12	28	17	3	62.58
39241	SHILLONG	ASSAM	KOKRAJHAR	087	SOCIAL SCIENCE	80	80	0	1	0	0	0	4	11	34	31	83.85
39241	SHILLONG	ASSAM	KOKRAJHAR	184	ENGLISH LANG & LIT	80	80	0	1	0	0	1	8	24	40	7	75.85
39241	SHILLONG	ASSAM	KOKRAJHAR	241	MATHEMATICS BASIC	6	6	0	1	0	1	3	2	0	0	0	47.83
			KOKRAJHAR Average														72.96
39242	SHILLONG	ASSAM	KARBI ANGLONG-	041	MATHEMATICS STD	41	41	0	0	0	7	3	8	13	6	4	62.78
39242	SHILLONG	ASSAM	KARBI ANGLONG-	085	HINDI COURSE-B	78	77	1	0	0	4	13	16	23	20	1	63.00
39242	SHILLONG	ASSAM	KARBI ANGLONG-	086	SCIENCE	78	76	2	0	0	14	23	18	13	7	1	52.09
39242	SHILLONG	ASSAM	KARBI ANGLONG-	087	SOCIAL SCIENCE	78	77	1	0	0	0	7	20	22	18	10	67.82
39242	SHILLONG	ASSAM	KARBI ANGLONG-	184	ENGLISH LANG & LIT	78	78	0	0	0	0	2	7	34	32	3	72.15
39242	SHILLONG	ASSAM	KARBI ANGLONG-	241	MATHEMATICS BASIC	37	37	0	0	0	8	20	7	1	0	1	45.92
			KARBI ANGLONG- Average														60.63
39243	SHILLONG	ASSAM	DARRANG	041	MATHEMATICS STD	53	53	0	0	0	4	6	9	10	12	12	69.62
39243	SHILLONG	ASSAM	DARRANG	085	HINDI COURSE-B	77	77	0	0	0	0	2	5	24	37	9	75.70
39243	SHILLONG	ASSAM	DARRANG	086	SCIENCE	77	77	0	0	0	0	7	10	31	21	8	70.71
39243	SHILLONG	ASSAM	DARRANG	087	SOCIAL SCIENCE	77	77	0	0	0	0	0	5	23	42	7	76.62
39243	SHILLONG	ASSAM	DARRANG	184	ENGLISH LANG & LIT	77	77	0	0	0	0	1	7	30	36	3	74.39
39243	SHILLONG	ASSAM	DARRANG	241	MATHEMATICS BASIC	24	24	0	0	0	2	5	6	9	2	0	57.63
39243	SHILLONG	ASSAM	DARRANG	402	INFORMATION TECHNO	56	56	0	0	0	0	0	2	19	31	4	77.02
			DARRANG Average														71.67
39244	SHILLONG	ASSAM	GOLAGHAT	014	ASSAMESE	38	38	0	0	0	0	0	3	1	15	19	87.79
39244	SHILLONG	ASSAM	GOLAGHAT	041	MATHEMATICS STD	71	71	0	0	0	14	13	9	12	13	10	61.37
39244	SHILLONG	ASSAM	GOLAGHAT	085	HINDI COURSE-B	40	40	0	0	0	0	0	0	1	13	26	91.33
39244	SHILLONG	ASSAM	GOLAGHAT	086	SCIENCE	78	78	0	0	0	11	23	12	23	9	0	55.95
39244	SHILLONG	ASSAM	GOLAGHAT	087	SOCIAL SCIENCE	78	78	0	0	0	0	0	0	12	44	22	83.55
39244	SHILLONG	ASSAM	GOLAGHAT	184	ENGLISH LANG & LIT	78	78	0	0	0	0	1	9	25	38	5	74.40
39244	SHILLONG	ASSAM	GOLAGHAT	241	MATHEMATICS BASIC	7	7	0	0	0	2	1	0	3	1	0	54.43
			GOLAGHAT Average														72.69
39245	SHILLONG	ASSAM	DIBRUGARH	041	MATHEMATICS STD	50	50	0	0	0	0	2	5	14	18	11	76.44
39245	SHILLONG	ASSAM	DIBRUGARH	085	HINDI COURSE-B	73	73	0	0	0	0	1	0	5	27	40	87.53
39245	SHILLONG	ASSAM	DIBRUGARH	086	SCIENCE	73	73	0	0	0	4	6	13	27	20	3	66.44
39245	SHILLONG	ASSAM	DIBRUGARH	087	SOCIAL SCIENCE	73	73	0	0	0	0	1	5	18	31	18	78.82
39245	SHILLONG	ASSAM	DIBRUGARH	184	ENGLISH LANG & LIT	73	73	0	0	0	0	4	5	18	32	14	77.47
39245	SHILLONG	ASSAM	DIBRUGARH	241	MATHEMATICS BASIC	23	22	1	0	0	5	6	7	4	0	0	48.52
			DIBRUGARH Average														72.54
39246	SHILLONG	ASSAM	TINSUKIA	014	ASSAMESE	45	45	0	0	0	0	0	0	4	17	24	88.00
39246	SHILLONG	ASSAM	TINSUKIA	041	MATHEMATICS STD	55	55	0	0	0	1	6	2	8	18	20	78.40
39246	SHILLONG	ASSAM	TINSUKIA	085	HINDI COURSE-B	37	37	0	0	0	0	0	0	5	20	12	84.95
39246	SHILLONG	ASSAM	TINSUKIA	086	SCIENCE	82	82	0	0	0	6	17	13	22	19	5	63.06
39246	SHILLONG	ASSAM	TINSUKIA	087	SOCIAL SCIENCE	82	82	0	0	0	0	3	1	12	33	33	83.59
39246	SHILLONG	ASSAM	TINSUKIA	184	ENGLISH LANG & LIT	82	82	0	0	0	0	1	1	21	43	16	80.61
39246	SHILLONG	ASSAM	TINSUKIA	241	MATHEMATICS BASIC	27	25	2	0	0	5	12	6	2	0	0	44.85
			TINSUKIA Average														74.78
39247	SHILLONG	ASSAM	BARPETA	014	ASSAMESE	71	71	0	0	0	0	2	1	7	33	28	84.38
39247	SHILLONG	ASSAM	BARPETA	041	MATHEMATICS STD	37	37	0	0	0	1	2	4	4	14	12	78.84
39247	SHILLONG	ASSAM	BARPETA	085	HINDI COURSE-B	77	77	0	0	0	0	0	0	15	33	29	84.01
39247	SHILLONG	ASSAM	BARPETA	086	SCIENCE	77	77	0	0	0	3	11	13	20	22	8	67.64
39247	SHILLONG	ASSAM	BARPETA	087	SOCIAL SCIENCE	77	77	0	0	0	0	1	3	12	23	38	84.16
39247	SHILLONG	ASSAM	BARPETA	184	ENGLISH LANG & LIT	77	77	0	0	0	0	0	3	15	45	14	80.39
39247	SHILLONG	ASSAM	BARPETA	241	MATHEMATICS BASIC	40	39	1	0	0	5	11	5	5	10	3	60.18
			BARPETA Average														77.09

SCH CODE	REGION	STATE	JNV	SUB CODE	SUBJ NAME	APPEARED	PASSED	FAILED	ABSENT	L33	e33l40	e40l50	e50l60	e60l75	e75l90	e90a	Subj. Avg
39248	SHILLONG	ASSAM	MORIGAON	041	MATHEMATICS STD	26	26	0	0	0	0	0	0	4	10	12	85.08
39248	SHILLONG	ASSAM	MORIGAON	085	HINDI COURSE-B	63	63	0	5	0	0	0	3	11	34	15	81.57
39248	SHILLONG	ASSAM	MORIGAON	086	SCIENCE	63	63	0	5	0	5	10	9	26	13	0	62.38
39248	SHILLONG	ASSAM	MORIGAON	087	SOCIAL SCIENCE	63	63	0	5	0	0	0	5	20	21	17	78.49
39248	SHILLONG	ASSAM	MORIGAON	184	ENGLISH LANG & LIT	63	63	0	5	0	1	4	8	16	30	4	71.89
39248	SHILLONG	ASSAM	MORIGAON	241	MATHEMATICS BASIC	37	37	0	5	0	0	8	7	7	12	3	66.32
			MORIGAON Average														74.29
39249	SHILLONG	ASSAM	LAKHIMPUR	014	ASSAMESE	56	56	0	0	0	0	1	4	7	15	29	84.82
39249	SHILLONG	ASSAM	LAKHIMPUR	041	MATHEMATICS STD	22	22	0	0	0	2	0	3	6	5	6	74.91
39249	SHILLONG	ASSAM	LAKHIMPUR	085	HINDI COURSE-B	17	17	0	0	0	0	1	2	7	6	1	71.76
39249	SHILLONG	ASSAM	LAKHIMPUR	086	SCIENCE	73	71	2	0	0	16	18	18	11	8	0	51.42
39249	SHILLONG	ASSAM	LAKHIMPUR	087	SOCIAL SCIENCE	73	73	0	0	0	5	1	16	27	19	5	67.26
39249	SHILLONG	ASSAM	LAKHIMPUR	184	ENGLISH LANG & LIT	73	73	0	0	0	1	1	5	29	28	9	74.18
39249	SHILLONG	ASSAM	LAKHIMPUR	241	MATHEMATICS BASIC	51	46	5	0	0	12	13	12	5	2	2	48.02
			LAKHIMPUR Average														67.48
39250	SHILLONG	ASSAM	GOALPARA	041	MATHEMATICS STD	23	23	0	1	0	5	2	1	6	2	7	68.09
39250	SHILLONG	ASSAM	GOALPARA	085	HINDI COURSE-B	72	72	0	1	0	3	3	2	27	33	4	73.04
39250	SHILLONG	ASSAM	GOALPARA	086	SCIENCE	72	69	3	1	0	6	13	15	13	16	6	61.92
39250	SHILLONG	ASSAM	GOALPARA	087	SOCIAL SCIENCE	72	71	1	1	0	3	16	15	16	20	1	60.58
39250	SHILLONG	ASSAM	GOALPARA	184	ENGLISH LANG & LIT	72	71	1	1	0	4	8	8	22	25	4	67.53
39250	SHILLONG	ASSAM	GOALPARA	241	MATHEMATICS BASIC	49	45	4	0	0	15	4	8	6	8	4	54.37
			GOALPARA Average														64.26
39251	SHILLONG	ASSAM	HAILAKANDI	041	MATHEMATICS STD	34	34	0	0	0	0	0	0	0	5	29	95.21
39251	SHILLONG	ASSAM	HAILAKANDI	085	HINDI COURSE-B	79	79	0	0	0	0	0	1	5	54	19	84.13
39251	SHILLONG	ASSAM	HAILAKANDI	086	SCIENCE	79	79	0	0	0	4	12	17	19	21	6	65.08
39251	SHILLONG	ASSAM	HAILAKANDI	087	SOCIAL SCIENCE	79	79	0	0	0	0	0	0	1	10	68	93.00
39251	SHILLONG	ASSAM	HAILAKANDI	184	ENGLISH LANG & LIT	79	79	0	0	0	0	2	0	8	47	22	83.29
39251	SHILLONG	ASSAM	HAILAKANDI	241	MATHEMATICS BASIC	45	45	0	0	0	0	1	0	12	18	14	80.33
			HAILAKANDI Average														83.51
39252	SHILLONG	ASSAM	CHIRANG	041	MATHEMATICS STD	23	23	0	0	0	0	3	0	3	9	8	78.48
39252	SHILLONG	ASSAM	CHIRANG	085	HINDI COURSE-B	80	80	0	1	0	2	0	0	5	34	39	86.73
39252	SHILLONG	ASSAM	CHIRANG	086	SCIENCE	80	78	2	1	0	5	16	16	18	19	4	61.49
39252	SHILLONG	ASSAM	CHIRANG	087	SOCIAL SCIENCE	80	80	0	1	0	1	4	1	8	33	33	82.96
39252	SHILLONG	ASSAM	CHIRANG	184	ENGLISH LANG & LIT	80	80	0	1	0	0	1	3	13	52	11	80.68
39252	SHILLONG	ASSAM	CHIRANG	241	MATHEMATICS BASIC	57	56	1	1	0	5	11	8	14	11	7	63.65
			CHIRANG Average														75.67
39253	SHILLONG	ASSAM	DHEMAJI	041	MATHEMATICS STD	52	52	0	0	0	5	6	10	14	8	9	65.90
39253	SHILLONG	ASSAM	DHEMAJI	085	HINDI COURSE-B	81	81	0	1	0	0	0	0	12	47	22	84.48
39253	SHILLONG	ASSAM	DHEMAJI	086	SCIENCE	81	79	2	1	0	11	20	11	21	15	1	57.43
39253	SHILLONG	ASSAM	DHEMAJI	087	SOCIAL SCIENCE	81	81	0	1	0	0	0	1	3	31	46	88.44
39253	SHILLONG	ASSAM	DHEMAJI	184	ENGLISH LANG & LIT	81	81	0	1	0	0	8	9	23	35	6	72.38
39253	SHILLONG	ASSAM	DHEMAJI	241	MATHEMATICS BASIC	29	28	1	1	0	5	7	2	10	4	0	56.03
			DHEMAJI Average														70.78
39254	SHILLONG	ASSAM	BONGAIGAON	041	MATHEMATICS STD	34	34	0	0	0	0	0	0	7	12	15	86.24
39254	SHILLONG	ASSAM	BONGAIGAON	085	HINDI COURSE-B	79	79	0	0	2	1	0	0	10	35	31	83.65
39254	SHILLONG	ASSAM	BONGAIGAON	086	SCIENCE	79	79	0	0	2	8	7	9	30	17	6	64.73
39254	SHILLONG	ASSAM	BONGAIGAON	087	SOCIAL SCIENCE	79	79	0	0	2	0	0	0	7	29	41	86.33
39254	SHILLONG	ASSAM	BONGAIGAON	184	ENGLISH LANG & LIT	79	79	0	0	2	0	2	3	22	37	13	77.05
39254	SHILLONG	ASSAM	BONGAIGAON	241	MATHEMATICS BASIC	45	45	0	0	2	0	1	8	18	13	3	68.98
			BONGAIGAON Average														77.83
39255	SHILLONG	ASSAM	NAGAON	014	ASSAMESE	66	66	0	0	0	0	0	6	18	30	12	77.65

SCH CODE	REGION	STATE	JNV	SUB CODE	SUBJ NAME	APPEARED	PASSED	FAILED	ABSENT	L33	e33l40	e40l50	e50l60	e60l75	e75l90	e90a	Subj. Avg
39255	SHILLONG	ASSAM	NAGAON	041	MATHEMATICS STD	27	27	0	0	0	0	2	5	3	12	5	75.07
39255	SHILLONG	ASSAM	NAGAON	085	HINDI COURSE-B	66	66	0	0	0	0	0	3	13	34	16	80.91
39255	SHILLONG	ASSAM	NAGAON	086	SCIENCE	66	66	0	0	0	7	15	13	19	11	1	59.41
39255	SHILLONG	ASSAM	NAGAON	087	SOCIAL SCIENCE	66	66	0	0	0	1	3	13	19	21	9	71.58
39255	SHILLONG	ASSAM	NAGAON	184	ENGLISH LANG & LIT	66	66	0	0	0	0	3	3	27	20	13	76.44
39255	SHILLONG	ASSAM	NAGAON	241	MATHEMATICS BASIC	39	39	0	0	0	0	6	13	16	4	0	60.67
			NAGAON Average														71.68
39256	SHILLONG	ASSAM	N.C. HILLS	041	MATHEMATICS STD	31	31	0	0	0	0	1	4	10	7	9	76.97
39256	SHILLONG	ASSAM	N.C. HILLS	085	HINDI COURSE-B	40	40	0	0	0	0	2	2	5	25	6	78.53
39256	SHILLONG	ASSAM	N.C. HILLS	086	SCIENCE	40	40	0	0	0	3	3	7	18	5	4	64.75
39256	SHILLONG	ASSAM	N.C. HILLS	087	SOCIAL SCIENCE	40	40	0	0	0	0	0	0	2	6	32	91.50
39256	SHILLONG	ASSAM	N.C. HILLS	184	ENGLISH LANG & LIT	40	40	0	0	0	0	1	0	6	28	5	81.30
39256	SHILLONG	ASSAM	N.C. HILLS	241	MATHEMATICS BASIC	9	9	0	0	0	0	3	4	2	0	0	54.00
			N.C. HILLS Average														74.51
39257	SHILLONG	ASSAM	UDALGURI	041	MATHEMATICS STD	42	42	0	1	0	1	4	8	6	15	8	73.33
39257	SHILLONG	ASSAM	UDALGURI	085	HINDI COURSE-B	72	72	0	1	0	0	0	2	7	33	30	86.06
39257	SHILLONG	ASSAM	UDALGURI	086	SCIENCE	72	70	2	1	0	8	9	16	19	13	5	60.64
39257	SHILLONG	ASSAM	UDALGURI	087	SOCIAL SCIENCE	72	71	1	1	0	2	0	2	14	28	25	80.53
39257	SHILLONG	ASSAM	UDALGURI	184	ENGLISH LANG & LIT	72	71	1	1	0	0	6	7	14	34	10	73.76
39257	SHILLONG	ASSAM	UDALGURI	241	MATHEMATICS BASIC	30	29	1	0	0	2	6	4	13	4	0	58.60
			UDALGURI Average														72.15
39258	SHILLONG	ASSAM	BAKSA	041	MATHEMATICS STD	20	20	0	0	0	0	0	1	3	5	11	86.45
39258	SHILLONG	ASSAM	BAKSA	085	HINDI COURSE-B	41	41	0	0	0	0	1	2	7	27	4	77.95
39258	SHILLONG	ASSAM	BAKSA	086	SCIENCE	41	41	0	0	0	1	5	5	11	11	8	71.32
39258	SHILLONG	ASSAM	BAKSA	087	SOCIAL SCIENCE	41	41	0	0	0	0	0	5	4	12	20	83.71
39258	SHILLONG	ASSAM	BAKSA	184	ENGLISH LANG & LIT	41	41	0	0	0	0	0	0	4	28	9	84.66
39258	SHILLONG	ASSAM	BAKSA	241	MATHEMATICS BASIC	21	21	0	0	0	6	3	1	2	6	3	62.81
			BAKSA Average														77.82
39259	SHILLONG	ASSAM	DHUBRI	014	ASSAMESE	69	69	0	0	1	1	0	1	7	33	26	83.38
39259	SHILLONG	ASSAM	DHUBRI	041	MATHEMATICS STD	48	48	0	0	0	1	1	1	3	12	30	87.56
39259	SHILLONG	ASSAM	DHUBRI	085	HINDI COURSE-B	12	12	0	0	0	0	0	1	1	6	4	84.25
39259	SHILLONG	ASSAM	DHUBRI	086	SCIENCE	81	81	0	0	1	2	5	4	13	26	30	78.80
39259	SHILLONG	ASSAM	DHUBRI	087	SOCIAL SCIENCE	81	81	0	0	1	0	1	10	11	26	32	81.20
39259	SHILLONG	ASSAM	DHUBRI	184	ENGLISH LANG & LIT	81	81	0	0	1	0	0	1	17	44	18	81.31
39259	SHILLONG	ASSAM	DHUBRI	241	MATHEMATICS BASIC	33	33	0	0	1	4	8	5	10	3	2	57.67
			DHUBRI Average														79.17
39260	SHILLONG	ASSAM	BAITHALANGSO	041	MATHEMATICS STD	18	18	0	0	0	0	0	2	6	5	5	76.50
39260	SHILLONG	ASSAM	BAITHALANGSO	085	HINDI COURSE-B	42	42	0	0	0	4	5	3	5	12	13	72.79
39260	SHILLONG	ASSAM	BAITHALANGSO	086	SCIENCE	42	42	0	0	0	5	11	7	9	10	0	58.55
39260	SHILLONG	ASSAM	BAITHALANGSO	087	SOCIAL SCIENCE	42	42	0	0	0	0	1	3	18	15	5	74.79
39260	SHILLONG	ASSAM	BAITHALANGSO	184	ENGLISH LANG & LIT	42	42	0	0	0	0	0	3	20	17	2	74.38
39260	SHILLONG	ASSAM	BAITHALANGSO	241	MATHEMATICS BASIC	24	24	0	0	0	5	10	4	3	2	0	50.08
			BAITHALANGSO Average														67.85
39319	SHILLONG	MEGHALAYA	EAST GARO HILL	041	MATHEMATICS STD	24	24	0	0	0	0	6	8	5	4	1	60.83
39319	SHILLONG	MEGHALAYA	EAST GARO HILL	085	HINDI COURSE-B	48	48	0	0	0	6	11	16	11	4	0	54.90
39319	SHILLONG	MEGHALAYA	EAST GARO HILL	086	SCIENCE	48	48	0	0	0	11	13	14	7	3	0	51.02
39319	SHILLONG	MEGHALAYA	EAST GARO HILL	087	SOCIAL SCIENCE	48	48	0	0	0	0	3	10	13	20	2	71.29
39319	SHILLONG	MEGHALAYA	EAST GARO HILL	184	ENGLISH LANG & LIT	48	48	0	0	0	2	5	11	17	13	0	64.02
39319	SHILLONG	MEGHALAYA	EAST GARO HILL	241	MATHEMATICS BASIC	24	24	0	0	0	4	9	7	4	0	0	50.92
			EAST GARO HILL Average														58.83
39320	SHILLONG	MEGHALAYA	SOUTH GARO HIL	085	HINDI COURSE-B	34	34	0	1	0	0	5	4	13	9	3	67.62

SCH CODE	REGION	STATE	JNV	SUB CODE	SUBJ NAME	APPEARED	PASSED	FAILED	ABSENT	L33	e33l40	e40l50	e50l60	e60l75	e75l90	e90a	Subj. Avg
39320	SHILLONG	MEGHALAYA	SOUTH GARO HIL	086	SCIENCE	34	32	2	1	0	25	5	1	1	0	0	35.85
39320	SHILLONG	MEGHALAYA	SOUTH GARO HIL	087	SOCIAL SCIENCE	34	34	0	1	0	0	0	3	20	7	4	71.44
39320	SHILLONG	MEGHALAYA	SOUTH GARO HIL	184	ENGLISH LANG & LIT	34	34	0	1	0	1	10	10	12	1	0	55.47
39320	SHILLONG	MEGHALAYA	SOUTH GARO HIL	241	MATHEMATICS BASIC	34	33	1	1	0	20	12	0	1	0	0	38.18
			SOUTH GARO HIL Average														53.71
39321	SHILLONG	MEGHALAYA	RIBHOI	041	MATHEMATICS STD	47	47	0	0	0	6	16	8	9	6	2	56.66
39321	SHILLONG	MEGHALAYA	RIBHOI	085	HINDI COURSE-B	74	74	0	0	1	1	11	12	31	17	1	64.51
39321	SHILLONG	MEGHALAYA	RIBHOI	086	SCIENCE	74	74	0	0	1	17	18	19	13	5	1	51.12
39321	SHILLONG	MEGHALAYA	RIBHOI	087	SOCIAL SCIENCE	74	74	0	0	1	0	0	6	37	26	4	71.49
39321	SHILLONG	MEGHALAYA	RIBHOI	184	ENGLISH LANG & LIT	74	74	0	0	1	0	1	10	28	29	5	71.55
39321	SHILLONG	MEGHALAYA	RIBHOI	241	MATHEMATICS BASIC	27	27	0	0	1	8	11	7	0	0	0	44.22
			RIBHOI Average														59.93
39322	SHILLONG	MEGHALAYA	WEST JAINTIA H	041	MATHEMATICS STD	33	33	0	0	0	0	3	4	7	13	6	75.00
39322	SHILLONG	MEGHALAYA	WEST JAINTIA H	085	HINDI COURSE-B	79	68	11	0	1	22	11	9	14	10	1	48.16
39322	SHILLONG	MEGHALAYA	WEST JAINTIA H	086	SCIENCE	79	79	0	0	1	10	23	16	13	13	3	56.53
39322	SHILLONG	MEGHALAYA	WEST JAINTIA H	087	SOCIAL SCIENCE	79	79	0	0	1	1	6	15	19	20	17	71.44
39322	SHILLONG	MEGHALAYA	WEST JAINTIA H	184	ENGLISH LANG & LIT	79	79	0	0	1	0	3	10	38	27	0	68.37
39322	SHILLONG	MEGHALAYA	WEST JAINTIA H	241	MATHEMATICS BASIC	46	46	0	0	1	7	13	15	10	0	0	50.59
			WEST JAINTIA H Average														61.68
39323	SHILLONG	MEGHALAYA	WEST KHASI HIL	041	MATHEMATICS STD	57	57	0	0	1	0	4	25	21	5	1	60.60
39323	SHILLONG	MEGHALAYA	WEST KHASI HIL	085	HINDI COURSE-B	78	78	0	0	1	1	3	18	33	22	0	66.40
39323	SHILLONG	MEGHALAYA	WEST KHASI HIL	086	SCIENCE	78	78	0	0	1	15	36	18	8	0	0	46.67
39323	SHILLONG	MEGHALAYA	WEST KHASI HIL	087	SOCIAL SCIENCE	78	78	0	0	1	0	0	0	1	21	55	90.06
39323	SHILLONG	MEGHALAYA	WEST KHASI HIL	184	ENGLISH LANG & LIT	78	78	0	0	1	0	0	0	8	66	3	81.12
39323	SHILLONG	MEGHALAYA	WEST KHASI HIL	241	MATHEMATICS BASIC	21	21	0	0	0	1	7	11	2	0	0	50.90
39323	SHILLONG	MEGHALAYA	WEST KHASI HIL	413	HEALTH CARE	78	78	0	0	0	1	1	9	44	23	0	68.83
			WEST KHASI HIL Average														66.37
39324	SHILLONG	MEGHALAYA	WEST GARO HILL	041	MATHEMATICS STD	64	59	5	0	0	6	9	7	10	16	11	64.72
39324	SHILLONG	MEGHALAYA	WEST GARO HILL	085	HINDI COURSE-B	79	78	1	0	0	4	6	2	23	22	21	75.08
39324	SHILLONG	MEGHALAYA	WEST GARO HILL	086	SCIENCE	79	76	3	0	0	13	10	14	23	14	2	58.08
39324	SHILLONG	MEGHALAYA	WEST GARO HILL	087	SOCIAL SCIENCE	79	78	1	0	0	3	12	14	27	18	4	64.62
39324	SHILLONG	MEGHALAYA	WEST GARO HILL	184	ENGLISH LANG & LIT	79	78	1	0	0	1	2	2	26	38	9	75.81
39324	SHILLONG	MEGHALAYA	WEST GARO HILL	241	MATHEMATICS BASIC	15	14	1	0	0	5	7	1	1	0	0	40.33
			WEST GARO HILL Average														63.11
39325	SHILLONG	MEGHALAYA	EAST KHASI HIL	041	MATHEMATICS STD	24	24	0	0	0	4	5	1	6	5	3	63.46
39325	SHILLONG	MEGHALAYA	EAST KHASI HIL	085	HINDI COURSE-B	40	40	0	0	0	0	8	11	10	9	2	62.40
39325	SHILLONG	MEGHALAYA	EAST KHASI HIL	086	SCIENCE	40	40	0	0	0	8	10	8	11	3	0	54.28
39325	SHILLONG	MEGHALAYA	EAST KHASI HIL	087	SOCIAL SCIENCE	40	40	0	0	0	0	0	1	0	14	25	89.98
39325	SHILLONG	MEGHALAYA	EAST KHASI HIL	184	ENGLISH LANG & LIT	40	40	0	0	0	0	0	4	22	10	4	73.15
39325	SHILLONG	MEGHALAYA	EAST KHASI HIL	241	MATHEMATICS BASIC	16	16	0	0	0	8	3	1	2	2	0	49.69
			EAST KHASI HIL-I Average														65.49
39326	SHILLONG	MEGHALAYA	EAST KHASI HIL	041	MATHEMATICS STD	26	26	0	0	0	5	7	8	4	1	1	53.46
39326	SHILLONG	MEGHALAYA	EAST KHASI HIL	085	HINDI COURSE-B	35	35	0	0	0	1	0	6	17	10	1	68.69
39326	SHILLONG	MEGHALAYA	EAST KHASI HIL	086	SCIENCE	35	35	0	0	1	1	8	11	11	3	0	56.89
39326	SHILLONG	MEGHALAYA	EAST KHASI HIL	087	SOCIAL SCIENCE	35	35	0	0	0	0	2	2	11	11	9	76.20
39326	SHILLONG	MEGHALAYA	EAST KHASI HIL	184	ENGLISH LANG & LIT	35	35	0	0	0	0	0	0	4	21	10	83.69
39326	SHILLONG	MEGHALAYA	EAST KHASI HIL	241	MATHEMATICS BASIC	9	9	0	0	0	2	5	2	0	0	0	44.56
39326	SHILLONG	MEGHALAYA	EAST KHASI HIL	402	INFORMATION TECHNO	35	35	0	0	0	0	0	6	21	8	0	68.11
			EAST KHASI HIL-II Average														65.00
39336	SHILLONG	MANIPUR	BISHNUPUR	011	MANIPURI	65	65	0	0	0	0	0	5	18	36	6	76.42
39336	SHILLONG	MANIPUR	BISHNUPUR	041	MATHEMATICS STD	53	53	0	0	0	0	1	6	13	30	3	75.28

SCH CODE	REGION	STATE	JNV	SUB CODE	SUBJ NAME	APPEARED	PASSED	FAILED	ABSENT	L33	e33l40	e40l50	e50l60	e60l75	e75l90	e90a	Subj. Avg
39336	SHILLONG	MANIPUR	BISHNUPUR	085	HINDI COURSE-B	15	15	0	0	0	0	0	0	5	4	6	83.20
39336	SHILLONG	MANIPUR	BISHNUPUR	086	SCIENCE	80	80	0	0	0	1	13	21	32	12	1	62.58
39336	SHILLONG	MANIPUR	BISHNUPUR	087	SOCIAL SCIENCE	80	80	0	0	0	0	0	6	37	36	1	73.23
39336	SHILLONG	MANIPUR	BISHNUPUR	184	ENGLISH LANG & LIT	80	80	0	0	0	0	0	0	4	50	26	85.90
39336	SHILLONG	MANIPUR	BISHNUPUR	241	MATHEMATICS BASIC	27	27	0	0	0	1	0	9	15	2	0	61.41
			BISHNUPUR Average														74.00
39337	SHILLONG	MANIPUR	THOUBAL	011	MANIPURI	79	79	0	0	0	0	0	2	2	29	46	88.89
39337	SHILLONG	MANIPUR	THOUBAL	041	MATHEMATICS STD	71	71	0	0	0	0	0	2	7	25	37	87.69
39337	SHILLONG	MANIPUR	THOUBAL	085	HINDI COURSE-B	3	3	0	0	0	0	0	0	0	0	3	94.67
39337	SHILLONG	MANIPUR	THOUBAL	086	SCIENCE	82	82	0	0	0	3	5	14	26	25	9	68.89
39337	SHILLONG	MANIPUR	THOUBAL	087	SOCIAL SCIENCE	82	82	0	0	0	0	0	3	14	52	13	80.65
39337	SHILLONG	MANIPUR	THOUBAL	184	ENGLISH LANG & LIT	82	82	0	0	0	0	0	1	6	42	33	85.44
39337	SHILLONG	MANIPUR	THOUBAL	241	MATHEMATICS BASIC	11	11	0	0	0	0	1	2	5	3	0	65.18
			THOUBAL Average														81.63
39338	SHILLONG	MANIPUR	CHURACHANDPUR	041	MATHEMATICS STD	59	58	1	1	0	3	15	15	14	9	2	58.76
39338	SHILLONG	MANIPUR	CHURACHANDPUR	085	HINDI COURSE-B	80	80	0	1	0	1	10	31	26	8	4	61.46
39338	SHILLONG	MANIPUR	CHURACHANDPUR	086	SCIENCE	80	80	0	1	0	11	33	15	16	5	0	50.96
39338	SHILLONG	MANIPUR	CHURACHANDPUR	087	SOCIAL SCIENCE	80	80	0	1	0	0	0	0	9	22	49	88.21
39338	SHILLONG	MANIPUR	CHURACHANDPUR	184	ENGLISH LANG & LIT	80	80	0	1	0	0	0	0	11	53	16	83.19
39338	SHILLONG	MANIPUR	CHURACHANDPUR	241	MATHEMATICS BASIC	21	21	0	0	0	0	13	5	3	0	0	49.67
			CHURACHANDPUR Average														65.38
39339	SHILLONG	MANIPUR	SENAPATI - I	011	MANIPURI	4	4	0	0	0	1	0	2	1	0	0	51.50
39339	SHILLONG	MANIPUR	SENAPATI - I	041	MATHEMATICS STD	71	71	0	0	0	10	25	20	11	4	1	51.27
39339	SHILLONG	MANIPUR	SENAPATI - I	085	HINDI COURSE-B	67	67	0	0	0	3	14	18	20	11	1	60.88
39339	SHILLONG	MANIPUR	SENAPATI - I	086	SCIENCE	71	71	0	0	0	6	19	15	19	11	1	57.63
39339	SHILLONG	MANIPUR	SENAPATI - I	087	SOCIAL SCIENCE	71	71	0	0	0	0	1	4	9	19	38	84.68
39339	SHILLONG	MANIPUR	SENAPATI - I	165	COMPUTER APPLICATI	71	71	0	0	0	0	0	0	0	45	26	87.92
39339	SHILLONG	MANIPUR	SENAPATI - I	184	ENGLISH LANG & LIT	71	71	0	0	0	1	8	12	27	21	2	66.83
			SENAPATI - I Average														65.82
39340	SHILLONG	MANIPUR	UKHRUL - I	041	MATHEMATICS STD	58	58	0	0	0	0	5	7	32	9	5	67.38
39340	SHILLONG	MANIPUR	UKHRUL - I	085	HINDI COURSE-B	79	79	0	1	0	2	14	24	34	5	0	59.59
39340	SHILLONG	MANIPUR	UKHRUL - I	086	SCIENCE	79	79	0	1	0	3	19	31	20	6	0	55.90
39340	SHILLONG	MANIPUR	UKHRUL - I	087	SOCIAL SCIENCE	79	79	0	1	0	0	0	0	14	45	20	83.48
39340	SHILLONG	MANIPUR	UKHRUL - I	184	ENGLISH LANG & LIT	79	79	0	1	0	0	0	1	10	55	13	82.34
39340	SHILLONG	MANIPUR	UKHRUL - I	241	MATHEMATICS BASIC	21	21	0	1	0	0	0	11	9	1	0	60.24
			UKHRUL - I Average														68.16
39341	SHILLONG	MANIPUR	IMPHAL WEST	011	MANIPURI	68	68	0	0	0	0	1	4	7	29	27	84.43
39341	SHILLONG	MANIPUR	IMPHAL WEST	041	MATHEMATICS STD	62	62	0	0	0	2	3	7	19	15	16	74.61
39341	SHILLONG	MANIPUR	IMPHAL WEST	085	HINDI COURSE-B	14	14	0	0	0	0	0	3	7	4	0	69.07
39341	SHILLONG	MANIPUR	IMPHAL WEST	086	SCIENCE	82	80	2	0	0	4	6	16	24	21	9	67.16
39341	SHILLONG	MANIPUR	IMPHAL WEST	087	SOCIAL SCIENCE	82	82	0	0	0	0	1	4	7	31	39	85.50
39341	SHILLONG	MANIPUR	IMPHAL WEST	184	ENGLISH LANG & LIT	82	82	0	0	0	0	2	3	9	54	14	81.50
39341	SHILLONG	MANIPUR	IMPHAL WEST	241	MATHEMATICS BASIC	20	18	2	0	0	6	1	6	4	0	1	49.60
			IMPHAL WEST Average														73.12
39342	SHILLONG	MANIPUR	CHANDEL	011	MANIPURI	65	65	0	0	0	2	8	13	17	18	7	67.40
39342	SHILLONG	MANIPUR	CHANDEL	041	MATHEMATICS STD	72	72	0	0	0	0	2	12	36	14	8	69.92
39342	SHILLONG	MANIPUR	CHANDEL	085	HINDI COURSE-B	72	72	0	0	0	1	16	25	20	8	2	59.42
39342	SHILLONG	MANIPUR	CHANDEL	086	SCIENCE	72	72	0	0	0	1	9	25	25	6	6	63.42
39342	SHILLONG	MANIPUR	CHANDEL	087	SOCIAL SCIENCE	72	72	0	0	0	0	0	0	31	27	14	78.17
39342	SHILLONG	MANIPUR	CHANDEL	184	ENGLISH LANG & LIT	72	72	0	0	0	0	0	2	35	32	3	75.63
			CHANDEL Average														68.99

SCH CODE	REGION	STATE	JNV	SUB CODE	SUBJ NAME	APPEARED	PASSED	FAILED	ABSENT	L33	e33l40	e40l50	e50l60	e60l75	e75l90	e90a	Subj. Avg
39343	SHILLONG	MANIPUR	TAMENGLONG	041	MATHEMATICS STD	75	75	0	0	1	0	20	40	13	1	0	53.76
39343	SHILLONG	MANIPUR	TAMENGLONG	085	HINDI COURSE-B	75	75	0	0	1	6	9	25	26	7	1	59.47
39343	SHILLONG	MANIPUR	TAMENGLONG	086	SCIENCE	75	75	0	0	1	2	5	23	36	8	0	61.93
39343	SHILLONG	MANIPUR	TAMENGLONG	087	SOCIAL SCIENCE	75	75	0	0	1	0	0	0	8	31	35	85.11
39343	SHILLONG	MANIPUR	TAMENGLONG	184	ENGLISH LANG & LIT	75	75	0	0	1	0	3	13	35	18	5	69.08
			TAMENGLONG Average														65.87
39344	SHILLONG	MANIPUR	IMPHAL EAST	011	MANIPURI	75	75	0	0	0	0	2	7	15	36	15	78.64
39344	SHILLONG	MANIPUR	IMPHAL EAST	041	MATHEMATICS STD	46	46	0	0	0	1	4	6	17	9	9	71.15
39344	SHILLONG	MANIPUR	IMPHAL EAST	085	HINDI COURSE-B	7	7	0	0	0	0	0	1	2	3	1	74.71
39344	SHILLONG	MANIPUR	IMPHAL EAST	086	SCIENCE	82	82	0	0	0	1	9	15	28	23	6	68.27
39344	SHILLONG	MANIPUR	IMPHAL EAST	087	SOCIAL SCIENCE	82	82	0	0	0	0	0	2	9	31	40	86.18
39344	SHILLONG	MANIPUR	IMPHAL EAST	184	ENGLISH LANG & LIT	82	82	0	0	0	1	1	4	21	42	13	77.23
39344	SHILLONG	MANIPUR	IMPHAL EAST	241	MATHEMATICS BASIC	36	36	0	0	0	1	1	13	10	7	4	66.69
			IMPHAL EAST Average														74.70
39345	SHILLONG	MANIPUR	UKHRUL - II	011	MANIPURI	14	14	0	0	0	0	0	2	8	4	0	68.36
39345	SHILLONG	MANIPUR	UKHRUL - II	041	MATHEMATICS STD	19	19	0	0	0	1	2	4	6	6	0	64.63
39345	SHILLONG	MANIPUR	UKHRUL - II	049	PAINTING	39	39	0	0	0	0	0	0	0	27	12	86.67
39345	SHILLONG	MANIPUR	UKHRUL - II	085	HINDI COURSE-B	25	25	0	0	0	0	3	7	12	3	0	62.64
39345	SHILLONG	MANIPUR	UKHRUL - II	086	SCIENCE	39	39	0	0	0	5	15	16	3	0	0	48.85
39345	SHILLONG	MANIPUR	UKHRUL - II	087	SOCIAL SCIENCE	39	39	0	0	0	0	0	1	10	21	7	81.18
39345	SHILLONG	MANIPUR	UKHRUL - II	184	ENGLISH LANG & LIT	39	39	0	0	0	0	0	1	8	25	5	80.28
39345	SHILLONG	MANIPUR	UKHRUL - II	241	MATHEMATICS BASIC	20	20	0	0	0	1	2	12	5	0	0	56.10
			UKHRUL - II Average														68.59
39346	SHILLONG	MANIPUR	SENAPATI - II	011	MANIPURI	43	43	0	0	0	0	1	6	14	20	2	72.72
39346	SHILLONG	MANIPUR	SENAPATI - II	041	MATHEMATICS STD	41	41	0	0	0	15	14	6	5	1	0	46.02
39346	SHILLONG	MANIPUR	SENAPATI - II	085	HINDI COURSE-B	43	43	0	0	0	2	14	15	7	5	0	54.37
39346	SHILLONG	MANIPUR	SENAPATI - II	086	SCIENCE	43	43	0	0	0	3	14	17	6	3	0	53.67
39346	SHILLONG	MANIPUR	SENAPATI - II	087	SOCIAL SCIENCE	43	43	0	0	0	0	0	8	20	8	7	72.05
39346	SHILLONG	MANIPUR	SENAPATI - II	184	ENGLISH LANG & LIT	43	43	0	0	0	0	0	1	10	25	7	79.81
39346	SHILLONG	MANIPUR	SENAPATI - II	241	MATHEMATICS BASIC	2	2	0	0	0	1	1	0	0	0	0	36.50
			SENAPATI - II Average														59.31
39355	SHILLONG	MIZORAM	SERCHIP	041	MATHEMATICS STD	12	12	0	2	1	0	1	9	1	0	0	50.67
39355	SHILLONG	MIZORAM	SERCHIP	085	HINDI COURSE-B	30	30	0	2	1	0	0	2	23	3	1	68.93
39355	SHILLONG	MIZORAM	SERCHIP	086	SCIENCE	30	30	0	2	1	0	0	3	18	7	1	68.80
39355	SHILLONG	MIZORAM	SERCHIP	087	SOCIAL SCIENCE	30	30	0	2	1	0	0	0	12	15	2	75.40
39355	SHILLONG	MIZORAM	SERCHIP	098	MIZO	30	30	0	2	1	0	0	0	7	22	0	76.80
39355	SHILLONG	MIZORAM	SERCHIP	184	ENGLISH LANG & LIT	30	30	0	2	1	0	7	5	7	9	1	62.77
39355	SHILLONG	MIZORAM	SERCHIP	241	MATHEMATICS BASIC	18	18	0	0	0	0	0	18	0	0	0	56.06
			SERCHIP Average														65.63
39357	SHILLONG	MIZORAM	CHAMPHAI	041	MATHEMATICS STD	34	32	2	0	0	13	6	6	6	1	0	45.12
39357	SHILLONG	MIZORAM	CHAMPHAI	085	HINDI COURSE-B	34	34	0	0	0	1	7	9	16	1	0	58.76
39357	SHILLONG	MIZORAM	CHAMPHAI	086	SCIENCE	34	32	2	0	0	9	14	6	2	1	0	45.12
39357	SHILLONG	MIZORAM	CHAMPHAI	087	SOCIAL SCIENCE	34	33	1	0	0	17	7	6	2	1	0	42.79
39357	SHILLONG	MIZORAM	CHAMPHAI	098	MIZO	34	34	0	0	0	0	0	5	14	13	2	71.97
39357	SHILLONG	MIZORAM	CHAMPHAI	184	ENGLISH LANG & LIT	34	34	0	0	0	3	4	8	16	3	0	58.62
			CHAMPHAI Average														53.73
39358	SHILLONG	MIZORAM	KOLASIB	041	MATHEMATICS STD	12	12	0	0	0	0	2	5	5	0	0	55.25
39358	SHILLONG	MIZORAM	KOLASIB	085	HINDI COURSE-B	21	21	0	0	0	0	2	3	8	8	0	68.33
39358	SHILLONG	MIZORAM	KOLASIB	086	SCIENCE	21	21	0	0	0	9	8	1	3	0	0	43.86
39358	SHILLONG	MIZORAM	KOLASIB	087	SOCIAL SCIENCE	21	21	0	0	0	0	0	12	8	1	0	60.67
39358	SHILLONG	MIZORAM	KOLASIB	098	MIZO	15	15	0	0	0	0	0	0	5	10	0	77.80

SCH CODE	REGION	STATE	JNV	SUB CODE	SUBJ NAME	APPEARED	PASSED	FAILED	ABSENT	L33	e33l40	e40l50	e50l60	e60l75	e75l90	e90a	Subj. Avg
39358	SHILLONG	MIZORAM	KOLASIB	184	ENGLISH LANG & LIT	21	21	0	0	0	0	5	12	4	0	0	54.48
39358	SHILLONG	MIZORAM	KOLASIB	241	MATHEMATICS BASIC	9	9	0	0	0	0	3	6	0	0	0	51.11
			KOLASIB Average														58.79
39359	SHILLONG	MIZORAM	MAMIT	085	HINDI COURSE-B	13	13	0	0	1	0	0	1	6	3	2	70.62
39359	SHILLONG	MIZORAM	MAMIT	086	SCIENCE	13	13	0	0	1	8	2	0	2	0	0	38.69
39359	SHILLONG	MIZORAM	MAMIT	087	SOCIAL SCIENCE	13	13	0	0	1	0	0	1	4	7	0	68.23
39359	SHILLONG	MIZORAM	MAMIT	098	MIZO	13	13	0	0	1	0	2	4	4	2	0	58.46
39359	SHILLONG	MIZORAM	MAMIT	184	ENGLISH LANG & LIT	13	13	0	0	1	0	0	0	4	7	1	72.54
39359	SHILLONG	MIZORAM	MAMIT	241	MATHEMATICS BASIC	13	13	0	0	1	1	4	5	1	1	0	49.85
			MAMIT Average														59.73
39360	SHILLONG	MIZORAM	LUNGLEI	085	HINDI COURSE-B	36	36	0	0	1	13	14	5	2	1	0	43.08
39360	SHILLONG	MIZORAM	LUNGLEI	086	SCIENCE	36	36	0	0	1	5	21	6	3	0	0	46.31
39360	SHILLONG	MIZORAM	LUNGLEI	087	SOCIAL SCIENCE	36	36	0	0	1	0	0	1	17	16	1	73.44
39360	SHILLONG	MIZORAM	LUNGLEI	098	MIZO	36	36	0	0	1	0	3	9	13	9	1	64.33
39360	SHILLONG	MIZORAM	LUNGLEI	184	ENGLISH LANG & LIT	36	36	0	0	1	0	3	10	17	5	0	61.72
39360	SHILLONG	MIZORAM	LUNGLEI	241	MATHEMATICS BASIC	36	36	0	0	1	2	15	16	2	0	0	47.83
			LUNGLEI Average														56.12
39361	SHILLONG	MIZORAM	LAWNGTLAI	041	MATHEMATICS STD	69	69	0	0	0	31	26	6	4	2	0	43.83
39361	SHILLONG	MIZORAM	LAWNGTLAI	085	HINDI COURSE-B	34	34	0	0	0	1	7	9	12	5	0	60.12
39361	SHILLONG	MIZORAM	LAWNGTLAI	086	SCIENCE	69	69	0	0	0	25	28	8	5	3	0	45.09
39361	SHILLONG	MIZORAM	LAWNGTLAI	087	SOCIAL SCIENCE	69	69	0	0	0	0	2	14	31	15	7	69.84
39361	SHILLONG	MIZORAM	LAWNGTLAI	098	MIZO	35	35	0	0	0	0	0	5	21	9	0	67.06
39361	SHILLONG	MIZORAM	LAWNGTLAI	165	COMPUTER APPLICATI	69	69	0	0	0	0	0	0	6	57	6	80.74
39361	SHILLONG	MIZORAM	LAWNGTLAI	184	ENGLISH LANG & LIT	69	69	0	0	0	0	0	16	41	10	2	67.09
			LAWNGTLAI Average														61.97
39369	SHILLONG	NAGALAND	TUENSANG	041	MATHEMATICS STD	13	12	1	0	0	0	0	2	5	4	1	67.46
39369	SHILLONG	NAGALAND	TUENSANG	085	HINDI COURSE-B	26	26	0	0	0	0	6	8	8	3	1	61.42
39369	SHILLONG	NAGALAND	TUENSANG	086	SCIENCE	26	26	0	0	0	0	9	11	5	1	0	54.65
39369	SHILLONG	NAGALAND	TUENSANG	087	SOCIAL SCIENCE	26	25	1	0	0	0	3	8	8	6	0	60.96
39369	SHILLONG	NAGALAND	TUENSANG	184	ENGLISH LANG & LIT	26	26	0	0	0	0	0	0	3	22	1	80.38
39369	SHILLONG	NAGALAND	TUENSANG	241	MATHEMATICS BASIC	13	13	0	0	0	0	1	8	4	0	0	57.38
			TUENSANG Average														63.71
39370	SHILLONG	NAGALAND	KOHIMA	041	MATHEMATICS STD	12	12	0	0	0	0	2	5	2	3	0	60.83
39370	SHILLONG	NAGALAND	KOHIMA	085	HINDI COURSE-B	34	34	0	0	0	7	5	9	11	2	0	54.44
39370	SHILLONG	NAGALAND	KOHIMA	086	SCIENCE	34	33	1	0	0	9	11	10	3	0	0	45.24
39370	SHILLONG	NAGALAND	KOHIMA	087	SOCIAL SCIENCE	34	34	0	0	0	0	0	1	18	14	1	73.62
39370	SHILLONG	NAGALAND	KOHIMA	184	ENGLISH LANG & LIT	34	34	0	0	0	1	5	6	12	8	2	65.91
39370	SHILLONG	NAGALAND	KOHIMA	241	MATHEMATICS BASIC	22	22	0	0	0	3	10	8	1	0	0	48.59
			KOHIMA Average														58.11
39371	SHILLONG	NAGALAND	WOKHA	009	MARATHI	1	1	0	0	0	0	0	0	0	0	1	95.00
39371	SHILLONG	NAGALAND	WOKHA	041	MATHEMATICS STD	6	6	0	0	0	0	0	3	2	1	0	65.33
39371	SHILLONG	NAGALAND	WOKHA	085	HINDI COURSE-B	31	31	0	0	0	2	10	12	5	2	0	54.16
39371	SHILLONG	NAGALAND	WOKHA	086	SCIENCE	31	29	2	0	0	16	9	3	0	1	0	41.03
39371	SHILLONG	NAGALAND	WOKHA	087	SOCIAL SCIENCE	31	31	0	0	0	0	1	5	14	6	5	70.32
39371	SHILLONG	NAGALAND	WOKHA	184	ENGLISH LANG & LIT	31	31	0	0	0	1	2	7	13	8	0	64.94
39371	SHILLONG	NAGALAND	WOKHA	241	MATHEMATICS BASIC	25	25	0	0	0	1	9	8	5	2	0	55.24
			WOKHA Average														63.72
39372	SHILLONG	NAGALAND	PHEK	049	PAINTING	17	17	0	3	0	0	0	0	12	5	0	71.12
39372	SHILLONG	NAGALAND	PHEK	085	HINDI COURSE-B	17	17	0	3	0	0	7	9	0	1	0	52.29
39372	SHILLONG	NAGALAND	PHEK	086	SCIENCE	17	17	0	3	0	0	4	7	5	1	0	55.53
39372	SHILLONG	NAGALAND	PHEK	087	SOCIAL SCIENCE	17	17	0	3	0	0	2	3	7	5	0	65.88

SCH CODE	REGION	STATE	JNV	SUB CODE	SUBJ NAME	APPEARED	PASSED	FAILED	ABSENT	L33	e33l40	e40l50	e50l60	e60l75	e75l90	e90a	Subj. Avg
39372	SHILLONG	NAGALAND	PHEK	184	ENGLISH LANG & LIT	17	17	0	3	0	0	2	1	5	8	1	72.53
39372	SHILLONG	NAGALAND	PHEK	241	MATHEMATICS BASIC	17	17	0	3	0	0	2	12	3	0	0	54.00
			PHEK Average														61.89
39373	SHILLONG	NAGALAND	MOKOKCHUNG	085	HINDI COURSE-B	20	20	0	0	0	3	5	7	2	3	0	55.20
39373	SHILLONG	NAGALAND	MOKOKCHUNG	086	SCIENCE	20	20	0	0	0	7	5	3	3	1	1	50.65
39373	SHILLONG	NAGALAND	MOKOKCHUNG	087	SOCIAL SCIENCE	20	20	0	0	0	0	1	8	6	5	0	63.85
39373	SHILLONG	NAGALAND	MOKOKCHUNG	184	ENGLISH LANG & LIT	20	20	0	0	0	0	0	4	7	8	1	71.35
39373	SHILLONG	NAGALAND	MOKOKCHUNG	241	MATHEMATICS BASIC	20	20	0	0	0	4	12	1	1	2	0	49.10
			MOKOKCHUNG Average														58.03
39374	SHILLONG	NAGALAND	MON	041	MATHEMATICS STD	68	68	0	0	0	44	21	3	0	0	0	38.81
39374	SHILLONG	NAGALAND	MON	085	HINDI COURSE-B	68	66	2	0	0	12	24	18	11	0	1	48.51
39374	SHILLONG	NAGALAND	MON	086	SCIENCE	68	67	1	0	0	43	11	9	3	1	0	40.25
39374	SHILLONG	NAGALAND	MON	087	SOCIAL SCIENCE	68	68	0	0	0	1	1	7	21	26	12	74.85
39374	SHILLONG	NAGALAND	MON	184	ENGLISH LANG & LIT	68	68	0	0	0	4	10	17	18	18	1	62.90
			MON Average														53.06
39375	SHILLONG	NAGALAND	DIMAPUR	085	HINDI COURSE-B	47	42	5	0	0	5	11	11	14	1	0	51.00
39375	SHILLONG	NAGALAND	DIMAPUR	086	SCIENCE	47	42	5	0	0	18	14	9	1	0	0	40.28
39375	SHILLONG	NAGALAND	DIMAPUR	087	SOCIAL SCIENCE	47	46	1	0	0	7	10	13	13	3	0	54.38
39375	SHILLONG	NAGALAND	DIMAPUR	184	ENGLISH LANG & LIT	47	46	1	0	0	2	1	9	17	15	2	67.02
39375	SHILLONG	NAGALAND	DIMAPUR	241	MATHEMATICS BASIC	47	29	18	0	0	23	3	3	0	0	0	31.55
			DIMAPUR Average														48.85
39376	SHILLONG	NAGALAND	PEREN	041	MATHEMATICS STD	17	17	0	0	0	1	3	7	5	1	0	56.41
39376	SHILLONG	NAGALAND	PEREN	085	HINDI COURSE-B	61	61	0	0	0	7	7	13	27	6	1	59.66
39376	SHILLONG	NAGALAND	PEREN	086	SCIENCE	61	61	0	0	0	2	6	13	24	15	1	63.85
39376	SHILLONG	NAGALAND	PEREN	087	SOCIAL SCIENCE	61	61	0	0	0	0	0	9	29	23	0	71.08
39376	SHILLONG	NAGALAND	PEREN	184	ENGLISH LANG & LIT	61	61	0	0	0	0	1	2	12	31	15	81.15
39376	SHILLONG	NAGALAND	PEREN	241	MATHEMATICS BASIC	44	44	0	0	0	4	23	11	6	0	0	49.27
			PEREN Average														63.57
39377	SHILLONG	NAGALAND	ZUNHEBOTO	085	HINDI COURSE-B	18	18	0	0	0	3	12	3	0	0	0	43.44
39377	SHILLONG	NAGALAND	ZUNHEBOTO	086	SCIENCE	18	18	0	0	0	0	6	11	1	0	0	51.33
39377	SHILLONG	NAGALAND	ZUNHEBOTO	087	SOCIAL SCIENCE	18	18	0	0	0	0	3	8	7	0	0	57.39
39377	SHILLONG	NAGALAND	ZUNHEBOTO	184	ENGLISH LANG & LIT	18	18	0	0	0	0	1	5	6	5	1	68.22
39377	SHILLONG	NAGALAND	ZUNHEBOTO	241	MATHEMATICS BASIC	18	17	1	0	0	2	13	2	0	0	0	43.50
			ZUNHEBOTO Average														52.78
39379	SHILLONG	NAGALAND	LONGLENG	041	MATHEMATICS STD	24	13	11	0	0	11	2	0	0	0	0	30.33
39379	SHILLONG	NAGALAND	LONGLENG	085	HINDI COURSE-B	24	17	7	0	0	14	2	1	0	0	0	32.08
39379	SHILLONG	NAGALAND	LONGLENG	086	SCIENCE	24	20	4	0	0	20	0	0	0	0	0	32.83
39379	SHILLONG	NAGALAND	LONGLENG	087	SOCIAL SCIENCE	24	24	0	0	0	0	7	10	7	0	0	54.04
39379	SHILLONG	NAGALAND	LONGLENG	184	ENGLISH LANG & LIT	24	24	0	0	0	4	5	5	7	3	0	55.13
			LONGLENG Average														40.88
39580	SHILLONG	SIKKIM	WEST SIKKIM	041	MATHEMATICS STD	18	18	0	0	0	1	0	0	4	8	5	78.06
39580	SHILLONG	SIKKIM	WEST SIKKIM	085	HINDI COURSE-B	69	69	0	0	0	0	0	0	3	39	27	86.80
39580	SHILLONG	SIKKIM	WEST SIKKIM	086	SCIENCE	69	69	0	0	0	6	16	22	17	8	0	56.91
39580	SHILLONG	SIKKIM	WEST SIKKIM	087	SOCIAL SCIENCE	69	69	0	0	0	0	1	6	23	21	18	78.03
39580	SHILLONG	SIKKIM	WEST SIKKIM	184	ENGLISH LANG & LIT	69	69	0	0	0	1	7	10	24	26	1	69.00
39580	SHILLONG	SIKKIM	WEST SIKKIM	241	MATHEMATICS BASIC	51	51	0	0	0	12	16	12	8	3	0	50.00
			WEST SIKKIM Average														69.80
39581	SHILLONG	SIKKIM	NORTH SIKKIM	024	NEPALI	36	36	0	0	0	2	2	3	16	12	1	68.58
39581	SHILLONG	SIKKIM	NORTH SIKKIM	041	MATHEMATICS STD	17	17	0	0	1	9	3	3	0	1	0	43.12
39581	SHILLONG	SIKKIM	NORTH SIKKIM	085	HINDI COURSE-B	36	36	0	0	0	0	0	4	15	15	2	75.00
39581	SHILLONG	SIKKIM	NORTH SIKKIM	086	SCIENCE	36	36	0	0	1	17	10	5	3	0	0	41.86

SCH CODE	REGION	STATE	JNV	SUB CODE	SUBJ NAME	APPEARED	PASSED	FAILED	ABSENT	L33	e33l40	e40l50	e50l60	e60l75	e75l90	e90a	Subj. Avg
39581	SHILLONG	SIKKIM	NORTH SIKKIM	087	SOCIAL SCIENCE	36	36	0	0	0	0	1	0	17	17	1	74.08
39581	SHILLONG	SIKKIM	NORTH SIKKIM	184	ENGLISH LANG & LIT	36	36	0	0	0	0	1	5	10	15	5	74.53
39581	SHILLONG	SIKKIM	NORTH SIKKIM	241	MATHEMATICS BASIC	19	19	0	0	0	1	8	5	5	0	0	52.05
39581	SHILLONG	SIKKIM	NORTH SIKKIM	402	INFORMATION TECHNO	36	36	0	0	0	0	0	2	15	14	5	75.94
			NORTH SIKKIM Average														63.15
39582	SHILLONG	SIKKIM	SOUTH SIKKIM	041	MATHEMATICS STD	36	36	0	0	0	3	3	8	8	10	4	66.39
39582	SHILLONG	SIKKIM	SOUTH SIKKIM	085	HINDI COURSE-B	70	70	0	0	0	0	0	5	23	37	5	75.74
39582	SHILLONG	SIKKIM	SOUTH SIKKIM	086	SCIENCE	70	70	0	0	0	11	19	21	16	3	0	52.41
39582	SHILLONG	SIKKIM	SOUTH SIKKIM	087	SOCIAL SCIENCE	70	70	0	0	0	0	0	7	25	22	16	76.21
39582	SHILLONG	SIKKIM	SOUTH SIKKIM	184	ENGLISH LANG & LIT	70	70	0	0	0	1	4	11	29	21	4	69.03
39582	SHILLONG	SIKKIM	SOUTH SIKKIM	241	MATHEMATICS BASIC	34	34	0	0	0	7	15	8	4	0	0	48.32
			SOUTH SIKKIM Average														64.68
39583	SHILLONG	SIKKIM	EAST SIKKIM	041	MATHEMATICS STD	38	38	0	0	0	1	2	5	9	14	7	72.76
39583	SHILLONG	SIKKIM	EAST SIKKIM	085	HINDI COURSE-B	38	38	0	0	0	0	0	0	1	11	26	90.42
39583	SHILLONG	SIKKIM	EAST SIKKIM	086	SCIENCE	38	38	0	0	0	0	3	4	23	6	2	67.63
39583	SHILLONG	SIKKIM	EAST SIKKIM	087	SOCIAL SCIENCE	38	38	0	0	0	0	2	1	8	19	8	78.89
39583	SHILLONG	SIKKIM	EAST SIKKIM	184	ENGLISH LANG & LIT	38	38	0	0	0	0	0	0	0	22	16	87.71
			EAST SIKKIM Average														79.48
39586	SHILLONG	TRIPURA	KHOWAI	005	BENGALI	31	31	0	0	0	0	0	0	0	5	26	94.97
39586	SHILLONG	TRIPURA	KHOWAI	041	MATHEMATICS STD	18	18	0	0	0	0	0	0	1	1	16	92.67
39586	SHILLONG	TRIPURA	KHOWAI	085	HINDI COURSE-B	80	80	0	0	0	0	1	2	10	36	31	83.05
39586	SHILLONG	TRIPURA	KHOWAI	086	SCIENCE	80	80	0	0	0	3	7	16	21	25	8	68.68
39586	SHILLONG	TRIPURA	KHOWAI	087	SOCIAL SCIENCE	80	80	0	0	0	1	2	11	28	22	16	73.99
39586	SHILLONG	TRIPURA	KHOWAI	184	ENGLISH LANG & LIT	80	80	0	0	0	1	1	6	28	34	10	75.03
39586	SHILLONG	TRIPURA	KHOWAI	241	MATHEMATICS BASIC	62	61	1	0	0	5	13	10	22	10	1	59.77
			KHOWAI Average														78.31
39587	SHILLONG	TRIPURA	GOMATI	005	BENGALI	19	19	0	0	0	0	0	0	0	3	16	95.00
39587	SHILLONG	TRIPURA	GOMATI	041	MATHEMATICS STD	41	41	0	1	0	0	2	2	7	9	21	83.05
39587	SHILLONG	TRIPURA	GOMATI	085	HINDI COURSE-B	81	81	0	1	0	0	1	4	5	37	34	84.80
39587	SHILLONG	TRIPURA	GOMATI	086	SCIENCE	81	80	1	1	0	4	5	5	11	33	22	75.70
39587	SHILLONG	TRIPURA	GOMATI	087	SOCIAL SCIENCE	81	81	0	1	0	1	6	7	14	36	17	77.14
39587	SHILLONG	TRIPURA	GOMATI	184	ENGLISH LANG & LIT	81	81	0	1	0	1	4	9	27	33	7	72.28
39587	SHILLONG	TRIPURA	GOMATI	241	MATHEMATICS BASIC	40	38	2	0	0	8	6	6	6	6	6	59.35
			GOMATI Average														78.19
39588	SHILLONG	TRIPURA	DHALAI	005	BENGALI	79	79	0	0	0	0	1	3	9	28	38	85.72
39588	SHILLONG	TRIPURA	DHALAI	041	MATHEMATICS STD	34	34	0	0	0	0	0	2	9	10	13	81.56
39588	SHILLONG	TRIPURA	DHALAI	085	HINDI COURSE-B	79	79	0	0	0	0	3	2	12	49	13	80.41
39588	SHILLONG	TRIPURA	DHALAI	086	SCIENCE	79	79	0	0	0	8	23	15	22	10	1	57.13
39588	SHILLONG	TRIPURA	DHALAI	087	SOCIAL SCIENCE	79	79	0	0	0	0	2	8	27	27	15	76.06
39588	SHILLONG	TRIPURA	DHALAI	184	ENGLISH LANG & LIT	79	79	0	0	0	0	0	0	15	56	8	80.75
39588	SHILLONG	TRIPURA	DHALAI	241	MATHEMATICS BASIC	45	45	0	0	0	0	11	20	12	2	0	56.27
			DHALAI Average														73.99
39589	SHILLONG	TRIPURA	NORTH TRIPURA	041	MATHEMATICS STD	30	30	0	0	0	1	2	2	10	4	11	76.17
39589	SHILLONG	TRIPURA	NORTH TRIPURA	085	HINDI COURSE-B	79	79	0	0	1	0	2	2	17	46	11	78.35
39589	SHILLONG	TRIPURA	NORTH TRIPURA	086	SCIENCE	79	79	0	0	1	2	8	23	22	18	5	65.15
39589	SHILLONG	TRIPURA	NORTH TRIPURA	087	SOCIAL SCIENCE	79	79	0	0	1	0	0	1	3	33	41	87.18
39589	SHILLONG	TRIPURA	NORTH TRIPURA	184	ENGLISH LANG & LIT	79	79	0	0	1	0	1	5	26	44	2	74.35
39589	SHILLONG	TRIPURA	NORTH TRIPURA	241	MATHEMATICS BASIC	49	49	0	0	1	11	7	11	8	6	5	57.10
			NORTH TRIPURA Average														73.05

* Avg of the JNV based on the Average of Subject Average.

CBSE EXAMINATION RESULTS - 2020 (CLASS - XII)

ALL SUBJECTS (INCLUDING ADDITIONAL SUBJECT)

SCH CODE	REGION	STATE	JNV	SUB CODE	SUBJ NAME	APPEARED	PASSED	FAILED	ABSENT	L33	e33l40	e40l50	e50l60	e60l75	e75l90	e90a	Subj. Avg
19001	BHOPAL	CHHATTISGARH	DANTEWADA	030	ECONOMICS	23	23	0	0	0	0	2	0	10	11	0	72.52
19001	BHOPAL	CHHATTISGARH	DANTEWADA	041	MATHEMATICS	14	14	0	0	0	0	0	1	5	4	4	77.71
19001	BHOPAL	CHHATTISGARH	DANTEWADA	042	PHYSICS	39	39	0	0	0	0	0	0	20	16	3	74.74
19001	BHOPAL	CHHATTISGARH	DANTEWADA	043	CHEMISTRY	39	39	0	0	0	0	0	4	17	16	2	72.05
19001	BHOPAL	CHHATTISGARH	DANTEWADA	044	BIOLOGY	25	25	0	0	0	0	0	0	1	7	17	89.52
19001	BHOPAL	CHHATTISGARH	DANTEWADA	054	BUSINESS STUDIES	23	23	0	0	0	0	0	2	15	6	0	70.30
19001	BHOPAL	CHHATTISGARH	DANTEWADA	055	ACCOUNTANCY	23	23	0	0	0	0	3	9	8	3	0	62.57
19001	BHOPAL	CHHATTISGARH	DANTEWADA	283	COMPUTER SCIENCE	15	15	0	0	0	0	0	0	0	13	2	84.67
19001	BHOPAL	CHHATTISGARH	DANTEWADA	301	ENGLISH CORE	62	62	0	0	0	0	1	7	32	20	2	70.60
19001	BHOPAL	CHHATTISGARH	DANTEWADA	302	HINDI CORE	47	47	0	0	0	0	0	2	27	18	0	73.43
			DANTEWADA Average														74.81
19002	BHOPAL	CHHATTISGARH	RAIGARH	030	ECONOMICS	38	38	0	0	0	0	1	0	8	27	2	78.74
19002	BHOPAL	CHHATTISGARH	RAIGARH	041	MATHEMATICS	29	29	0	0	0	0	0	1	10	13	5	76.14
19002	BHOPAL	CHHATTISGARH	RAIGARH	042	PHYSICS	39	39	0	0	0	0	0	0	8	25	6	81.64
19002	BHOPAL	CHHATTISGARH	RAIGARH	043	CHEMISTRY	39	39	0	0	0	0	0	0	11	20	8	81.54
19002	BHOPAL	CHHATTISGARH	RAIGARH	044	BIOLOGY	23	23	0	0	0	0	0	0	2	11	10	86.91
19002	BHOPAL	CHHATTISGARH	RAIGARH	054	BUSINESS STUDIES	38	38	0	0	0	0	0	1	10	22	5	79.16
19002	BHOPAL	CHHATTISGARH	RAIGARH	055	ACCOUNTANCY	38	38	0	0	0	0	8	8	11	9	2	65.26
19002	BHOPAL	CHHATTISGARH	RAIGARH	283	COMPUTER SCIENCE	17	17	0	0	0	0	0	0	0	15	2	82.94
19002	BHOPAL	CHHATTISGARH	RAIGARH	301	ENGLISH CORE	77	77	0	0	0	0	0	1	13	45	18	82.22
19002	BHOPAL	CHHATTISGARH	RAIGARH	302	HINDI CORE	47	47	0	0	0	0	0	1	7	31	8	81.83
			RAIGARH Average														79.64
19003	BHOPAL	CHHATTISGARH	KORBA	041	MATHEMATICS	25	25	0	0	0	0	0	0	8	11	6	80.64
19003	BHOPAL	CHHATTISGARH	KORBA	042	PHYSICS	45	45	0	0	0	0	0	0	16	25	4	78.84
19003	BHOPAL	CHHATTISGARH	KORBA	043	CHEMISTRY	45	45	0	0	0	0	0	2	16	21	6	78.31
19003	BHOPAL	CHHATTISGARH	KORBA	044	BIOLOGY	21	21	0	0	0	0	0	0	0	6	15	91.86
19003	BHOPAL	CHHATTISGARH	KORBA	283	COMPUTER SCIENCE	22	22	0	0	0	0	0	0	2	15	5	82.09
19003	BHOPAL	CHHATTISGARH	KORBA	301	ENGLISH CORE	45	45	0	0	0	0	0	3	19	22	1	73.49
19003	BHOPAL	CHHATTISGARH	KORBA	302	HINDI CORE	22	22	0	0	0	0	0	0	5	16	1	81.77
			KORBA Average														81.00
19004	BHOPAL	CHHATTISGARH	JANJGIR CHAMPA	027	HISTORY	31	31	0	0	0	0	0	0	2	18	11	86.97
19004	BHOPAL	CHHATTISGARH	JANJGIR CHAMPA	029	GEOGRAPHY	31	31	0	0	0	0	0	0	1	18	12	87.10
19004	BHOPAL	CHHATTISGARH	JANJGIR CHAMPA	030	ECONOMICS	31	31	0	0	0	0	0	0	8	13	10	82.87
19004	BHOPAL	CHHATTISGARH	JANJGIR CHAMPA	041	MATHEMATICS	11	11	0	0	0	0	1	2	3	3	2	72.91
19004	BHOPAL	CHHATTISGARH	JANJGIR CHAMPA	042	PHYSICS	38	38	0	0	0	0	0	3	18	10	7	74.97
19004	BHOPAL	CHHATTISGARH	JANJGIR CHAMPA	043	CHEMISTRY	38	38	0	0	0	0	0	2	14	13	9	78.37
19004	BHOPAL	CHHATTISGARH	JANJGIR CHAMPA	044	BIOLOGY	27	27	0	0	0	0	0	0	3	8	16	87.44
19004	BHOPAL	CHHATTISGARH	JANJGIR CHAMPA	301	ENGLISH CORE	69	69	0	0	0	0	2	2	18	37	10	78.83
19004	BHOPAL	CHHATTISGARH	JANJGIR CHAMPA	302	HINDI CORE	69	69	0	0	0	0	0	0	11	36	22	83.51
			JANJGIR CHAMPA Average														81.44

SCH CODE	REGION	STATE	JNV	SUB CODE	SUBJ NAME	APPEARED	PASSED	FAILED	ABSENT	L33	e33l40	e40l50	e50l60	e60l75	e75l90	e90a	Subj. Avg
19005	BHOPAL	CHHATTISGARH	KABIRDHAM	041	MATHEMATICS	16	16	0	0	0	0	0	1	1	7	7	85.06
19005	BHOPAL	CHHATTISGARH	KABIRDHAM	042	PHYSICS	33	33	0	0	0	0	0	1	13	14	5	76.61
19005	BHOPAL	CHHATTISGARH	KABIRDHAM	043	CHEMISTRY	33	33	0	0	0	0	0	0	6	15	12	83.55
19005	BHOPAL	CHHATTISGARH	KABIRDHAM	044	BIOLOGY	17	17	0	0	0	0	0	0	1	3	13	91.18
19005	BHOPAL	CHHATTISGARH	KABIRDHAM	301	ENGLISH CORE	33	33	0	0	0	0	0	0	2	24	7	84.33
19005	BHOPAL	CHHATTISGARH	KABIRDHAM	302	HINDI CORE	33	33	0	0	0	0	0	0	4	18	11	85.18
			KABIRDHAM Average														84.32
19006	BHOPAL	CHHATTISGARH	DURG	027	HISTORY	42	42	0	0	0	0	1	4	12	20	5	75.10
19006	BHOPAL	CHHATTISGARH	DURG	029	GEOGRAPHY	42	42	0	0	0	0	0	0	10	25	7	81.24
19006	BHOPAL	CHHATTISGARH	DURG	030	ECONOMICS	42	42	0	0	0	0	0	5	10	23	4	76.57
19006	BHOPAL	CHHATTISGARH	DURG	041	MATHEMATICS	18	17	1	0	0	0	4	2	9	2	0	60.61
19006	BHOPAL	CHHATTISGARH	DURG	042	PHYSICS	39	39	0	0	0	0	0	1	19	13	6	76.18
19006	BHOPAL	CHHATTISGARH	DURG	043	CHEMISTRY	39	39	0	0	0	0	0	3	14	14	8	76.44
19006	BHOPAL	CHHATTISGARH	DURG	044	BIOLOGY	23	23	0	0	0	0	0	0	4	4	15	88.30
19006	BHOPAL	CHHATTISGARH	DURG	283	COMPUTER SCIENCE	14	14	0	0	0	0	0	0	6	6	2	75.93
19006	BHOPAL	CHHATTISGARH	DURG	301	ENGLISH CORE	81	81	0	0	0	0	2	9	34	34	2	71.58
19006	BHOPAL	CHHATTISGARH	DURG	302	HINDI CORE	65	65	0	0	0	0	0	0	19	38	8	79.43
			DURG Average														76.14
19007	BHOPAL	CHHATTISGARH	RAJNANDGAON	030	ECONOMICS	34	34	0	0	0	0	1	1	9	18	5	77.00
19007	BHOPAL	CHHATTISGARH	RAJNANDGAON	041	MATHEMATICS	14	14	0	0	0	0	0	0	1	5	8	89.21
19007	BHOPAL	CHHATTISGARH	RAJNANDGAON	042	PHYSICS	41	41	0	0	0	0	0	0	12	24	5	79.44
19007	BHOPAL	CHHATTISGARH	RAJNANDGAON	043	CHEMISTRY	41	41	0	0	0	0	0	0	3	11	27	89.59
19007	BHOPAL	CHHATTISGARH	RAJNANDGAON	044	BIOLOGY	29	29	0	0	0	0	0	0	1	3	25	92.28
19007	BHOPAL	CHHATTISGARH	RAJNANDGAON	045	BIOTECHNOLOGY	27	27	0	0	0	0	0	0	1	6	20	90.70
19007	BHOPAL	CHHATTISGARH	RAJNANDGAON	054	BUSINESS STUDIES	34	34	0	0	0	0	0	1	9	22	2	79.38
19007	BHOPAL	CHHATTISGARH	RAJNANDGAON	055	ACCOUNTANCY	34	34	0	0	0	0	4	11	9	9	1	65.44
19007	BHOPAL	CHHATTISGARH	RAJNANDGAON	301	ENGLISH CORE	75	75	0	0	0	0	0	2	6	49	18	82.91
19007	BHOPAL	CHHATTISGARH	RAJNANDGAON	302	HINDI CORE	46	46	0	0	0	0	0	1	9	29	7	81.87
			RAJNANDGAON Average														82.78
19008	BHOPAL	CHHATTISGARH	BILASPUR	027	HISTORY	36	36	0	0	0	0	0	0	9	20	7	80.44
19008	BHOPAL	CHHATTISGARH	BILASPUR	029	GEOGRAPHY	36	36	0	0	0	0	0	0	9	21	6	81.17
19008	BHOPAL	CHHATTISGARH	BILASPUR	030	ECONOMICS	36	35	1	0	0	0	0	7	14	10	4	71.97
19008	BHOPAL	CHHATTISGARH	BILASPUR	041	MATHEMATICS	15	15	0	0	0	0	1	3	2	6	3	73.93
19008	BHOPAL	CHHATTISGARH	BILASPUR	042	PHYSICS	35	35	0	0	0	0	0	1	14	16	4	77.09
19008	BHOPAL	CHHATTISGARH	BILASPUR	043	CHEMISTRY	35	35	0	0	0	0	0	3	16	13	3	73.66
19008	BHOPAL	CHHATTISGARH	BILASPUR	044	BIOLOGY	20	20	0	0	0	0	0	0	0	1	19	93.85
19008	BHOPAL	CHHATTISGARH	BILASPUR	301	ENGLISH CORE	71	71	0	0	0	0	1	12	30	25	3	70.85
19008	BHOPAL	CHHATTISGARH	BILASPUR	302	HINDI CORE	71	71	0	0	0	0	0	1	17	44	9	79.46
			BILASPUR Average														78.05
19009	BHOPAL	CHHATTISGARH	MAHASAMUND	030	ECONOMICS	27	27	0	0	0	0	0	0	6	8	13	84.44
19009	BHOPAL	CHHATTISGARH	MAHASAMUND	041	MATHEMATICS	13	13	0	0	0	0	0	0	6	3	4	79.92
19009	BHOPAL	CHHATTISGARH	MAHASAMUND	042	PHYSICS	42	42	0	0	0	0	0	0	10	18	14	82.31
19009	BHOPAL	CHHATTISGARH	MAHASAMUND	043	CHEMISTRY	42	42	0	0	0	0	0	0	13	18	11	82.14
19009	BHOPAL	CHHATTISGARH	MAHASAMUND	044	BIOLOGY	29	29	0	0	0	0	0	0	5	15	9	84.03
19009	BHOPAL	CHHATTISGARH	MAHASAMUND	054	BUSINESS STUDIES	27	27	0	0	0	0	0	0	3	13	11	84.59
19009	BHOPAL	CHHATTISGARH	MAHASAMUND	055	ACCOUNTANCY	27	27	0	0	0	0	5	5	4	12	1	68.67
19009	BHOPAL	CHHATTISGARH	MAHASAMUND	301	ENGLISH CORE	69	69	0	0	0	0	0	0	3	41	25	86.83
19009	BHOPAL	CHHATTISGARH	MAHASAMUND	302	HINDI CORE	69	69	0	0	0	0	0	0	7	36	26	85.09
			MAHASAMUND Average														82.00
19010	BHOPAL	CHHATTISGARH	KOREA	041	MATHEMATICS	13	13	0	0	0	0	0	2	4	1	6	78.62
19010	BHOPAL	CHHATTISGARH	KOREA	042	PHYSICS	38	38	0	0	0	0	0	0	24	10	4	74.68

SCH CODE	REGION	STATE	JNV	SUB CODE	SUBJ NAME	APPEARED	PASSED	FAILED	ABSENT	L33	e33l40	e40l50	e50l60	e60l75	e75l90	e90a	Subj. Avg
19010	BHOPAL	CHHATTISGARH	KOREA	043	CHEMISTRY	38	38	0	0	0	0	0	1	17	16	4	75.55
19010	BHOPAL	CHHATTISGARH	KOREA	044	BIOLOGY	25	25	0	0	0	0	0	0	2	8	15	89.88
19010	BHOPAL	CHHATTISGARH	KOREA	283	COMPUTER SCIENCE	12	12	0	0	0	0	0	0	0	7	5	86.08
19010	BHOPAL	CHHATTISGARH	KOREA	301	ENGLISH CORE	38	38	0	0	0	0	0	0	2	17	19	87.68
19010	BHOPAL	CHHATTISGARH	KOREA	302	HINDI CORE	26	26	0	0	0	0	0	0	5	17	4	82.69
			KOREA Average														82.17
19011	BHOPAL	CHHATTISGARH	SURAJPUR	030	ECONOMICS	39	39	0	0	0	0	0	0	3	15	21	87.90
19011	BHOPAL	CHHATTISGARH	SURAJPUR	041	MATHEMATICS	12	12	0	0	0	0	0	2	3	2	5	78.75
19011	BHOPAL	CHHATTISGARH	SURAJPUR	042	PHYSICS	36	36	0	0	0	0	0	0	5	9	22	88.06
19011	BHOPAL	CHHATTISGARH	SURAJPUR	043	CHEMISTRY	36	36	0	0	0	0	0	0	8	11	17	85.42
19011	BHOPAL	CHHATTISGARH	SURAJPUR	044	BIOLOGY	24	24	0	0	0	0	0	0	0	0	24	95.42
19011	BHOPAL	CHHATTISGARH	SURAJPUR	054	BUSINESS STUDIES	39	39	0	0	0	0	0	0	9	24	6	80.26
19011	BHOPAL	CHHATTISGARH	SURAJPUR	055	ACCOUNTANCY	39	38	1	0	0	0	5	14	12	2	5	63.74
19011	BHOPAL	CHHATTISGARH	SURAJPUR	283	COMPUTER SCIENCE	11	11	0	0	0	0	0	0	0	5	6	88.55
19011	BHOPAL	CHHATTISGARH	SURAJPUR	301	ENGLISH CORE	75	74	1	0	0	0	5	4	29	29	7	72.19
19011	BHOPAL	CHHATTISGARH	SURAJPUR	302	HINDI CORE	64	64	0	0	0	0	0	0	12	36	16	83.30
			SURAJPUR Average														82.36
19012	BHOPAL	CHHATTISGARH	BASTAR	041	MATHEMATICS	11	11	0	0	0	0	0	1	2	7	1	80.18
19012	BHOPAL	CHHATTISGARH	BASTAR	042	PHYSICS	33	33	0	0	0	0	0	0	18	15	0	73.58
19012	BHOPAL	CHHATTISGARH	BASTAR	043	CHEMISTRY	33	33	0	0	0	0	0	0	5	12	16	85.42
19012	BHOPAL	CHHATTISGARH	BASTAR	044	BIOLOGY	22	22	0	0	0	0	0	0	0	3	19	93.55
19012	BHOPAL	CHHATTISGARH	BASTAR	301	ENGLISH CORE	33	33	0	0	0	0	0	0	3	24	6	83.91
19012	BHOPAL	CHHATTISGARH	BASTAR	302	HINDI CORE	33	33	0	0	0	0	0	0	1	19	13	86.55
			BASTAR Average														83.87
19013	BHOPAL	CHHATTISGARH	JASHPUR	041	MATHEMATICS	13	13	0	0	0	0	1	1	7	2	2	70.31
19013	BHOPAL	CHHATTISGARH	JASHPUR	042	PHYSICS	33	33	0	0	0	0	0	3	11	16	3	75.30
19013	BHOPAL	CHHATTISGARH	JASHPUR	043	CHEMISTRY	33	33	0	0	0	0	0	0	13	13	7	80.24
19013	BHOPAL	CHHATTISGARH	JASHPUR	044	BIOLOGY	20	20	0	0	0	0	0	0	1	4	15	89.45
19013	BHOPAL	CHHATTISGARH	JASHPUR	301	ENGLISH CORE	33	33	0	0	0	0	0	1	2	28	2	82.06
19013	BHOPAL	CHHATTISGARH	JASHPUR	302	HINDI CORE	33	33	0	0	0	0	0	1	4	21	7	81.76
			JASHPUR Average														79.85
19014	BHOPAL	CHHATTISGARH	KANKER	027	HISTORY	33	33	0	0	0	0	0	0	10	22	1	77.79
19014	BHOPAL	CHHATTISGARH	KANKER	029	GEOGRAPHY	33	33	0	0	0	0	0	0	7	23	3	79.79
19014	BHOPAL	CHHATTISGARH	KANKER	030	ECONOMICS	33	33	0	0	0	0	0	5	20	6	2	68.88
19014	BHOPAL	CHHATTISGARH	KANKER	041	MATHEMATICS	17	17	0	0	0	0	0	1	2	7	7	84.65
19014	BHOPAL	CHHATTISGARH	KANKER	042	PHYSICS	40	40	0	0	0	0	0	3	17	18	2	74.08
19014	BHOPAL	CHHATTISGARH	KANKER	043	CHEMISTRY	40	40	0	0	0	0	0	0	8	19	13	82.85
19014	BHOPAL	CHHATTISGARH	KANKER	044	BIOLOGY	23	23	0	0	0	0	0	1	2	7	13	87.35
19014	BHOPAL	CHHATTISGARH	KANKER	301	ENGLISH CORE	73	73	0	0	0	0	2	8	13	37	13	78.05
19014	BHOPAL	CHHATTISGARH	KANKER	302	HINDI CORE	73	73	0	0	0	0	0	0	16	43	14	81.22
			KANKER Average														79.41
19015	BHOPAL	CHHATTISGARH	DHAMTARI	041	MATHEMATICS	18	18	0	0	0	0	0	2	2	9	5	80.28
19015	BHOPAL	CHHATTISGARH	DHAMTARI	042	PHYSICS	38	38	0	0	0	0	0	2	12	13	11	79.79
19015	BHOPAL	CHHATTISGARH	DHAMTARI	043	CHEMISTRY	38	38	0	0	0	0	0	2	13	14	9	78.37
19015	BHOPAL	CHHATTISGARH	DHAMTARI	044	BIOLOGY	20	20	0	0	0	0	0	1	4	6	9	84.55
19015	BHOPAL	CHHATTISGARH	DHAMTARI	301	ENGLISH CORE	38	38	0	0	0	0	0	0	1	22	15	87.68
19015	BHOPAL	CHHATTISGARH	DHAMTARI	302	HINDI CORE	38	38	0	0	0	0	0	0	6	19	13	84.37
			DHAMTARI Average														82.51
19016	BHOPAL	CHHATTISGARH	RAIPUR	030	ECONOMICS	38	37	1	0	0	0	0	4	15	16	2	71.97
19016	BHOPAL	CHHATTISGARH	RAIPUR	041	MATHEMATICS	31	31	0	0	0	0	0	1	10	12	8	80.10
19016	BHOPAL	CHHATTISGARH	RAIPUR	042	PHYSICS	40	40	0	0	0	0	0	0	4	27	9	83.23

SCH CODE	REGION	STATE	JNV	SUB CODE	SUBJ NAME	APPEARED	PASSED	FAILED	ABSENT	L33	e33l40	e40l50	e50l60	e60l75	e75l90	e90a	Subj. Avg
19016	BHOPAL	CHHATTISGARH	RAIPUR	043	CHEMISTRY	40	40	0	0	0	0	0	0	6	16	18	86.03
19016	BHOPAL	CHHATTISGARH	RAIPUR	044	BIOLOGY	20	20	0	0	0	0	0	0	0	5	15	91.85
19016	BHOPAL	CHHATTISGARH	RAIPUR	045	BIOTECHNOLOGY	17	17	0	0	0	0	0	0	1	7	9	88.35
19016	BHOPAL	CHHATTISGARH	RAIPUR	054	BUSINESS STUDIES	38	38	0	0	0	0	0	0	17	18	3	76.11
19016	BHOPAL	CHHATTISGARH	RAIPUR	055	ACCOUNTANCY	38	38	0	0	0	0	0	3	17	10	8	73.92
19016	BHOPAL	CHHATTISGARH	RAIPUR	283	COMPUTER SCIENCE	17	17	0	0	0	0	0	0	2	11	4	82.82
19016	BHOPAL	CHHATTISGARH	RAIPUR	301	ENGLISH CORE	78	78	0	0	0	0	1	3	28	41	5	76.00
19016	BHOPAL	CHHATTISGARH	RAIPUR	302	HINDI CORE	33	33	0	0	0	0	0	0	12	16	5	79.88
			RAIPUR Average														80.93
19056	BHOPAL	ODISHA	JHARSUGUDA	041	MATHEMATICS	28	28	0	0	0	0	0	0	2	13	13	87.46
19056	BHOPAL	ODISHA	JHARSUGUDA	042	PHYSICS	43	43	0	0	0	0	0	0	6	19	18	85.56
19056	BHOPAL	ODISHA	JHARSUGUDA	043	CHEMISTRY	43	43	0	0	0	0	0	1	7	26	9	81.35
19056	BHOPAL	ODISHA	JHARSUGUDA	044	BIOLOGY	38	38	0	0	0	0	0	0	1	11	26	90.32
19056	BHOPAL	ODISHA	JHARSUGUDA	301	ENGLISH CORE	43	43	0	0	0	0	0	0	10	32	1	79.21
19056	BHOPAL	ODISHA	JHARSUGUDA	302	HINDI CORE	20	20	0	0	0	0	0	0	1	17	2	83.60
			JHARSUGUDA Average														84.58
19057	BHOPAL	ODISHA	ANGUL	041	MATHEMATICS	45	45	0	0	0	0	4	9	11	10	11	72.93
19057	BHOPAL	ODISHA	ANGUL	042	PHYSICS	45	45	0	0	0	0	0	1	12	17	15	81.36
19057	BHOPAL	ODISHA	ANGUL	043	CHEMISTRY	45	45	0	0	0	0	0	1	12	17	15	81.13
19057	BHOPAL	ODISHA	ANGUL	044	BIOLOGY	30	30	0	0	0	0	0	0	1	6	23	90.80
19057	BHOPAL	ODISHA	ANGUL	265	INFORMATICS PRAC.	15	15	0	0	0	0	0	0	2	11	2	82.33
19057	BHOPAL	ODISHA	ANGUL	301	ENGLISH CORE	45	45	0	0	0	0	0	0	1	18	26	88.38
			ANGUL Average														82.82
19058	BHOPAL	ODISHA	KHURDA	041	MATHEMATICS	39	39	0	0	0	0	1	3	15	11	9	75.87
19058	BHOPAL	ODISHA	KHURDA	042	PHYSICS	43	43	0	0	0	0	0	3	13	20	7	76.88
19058	BHOPAL	ODISHA	KHURDA	043	CHEMISTRY	43	43	0	0	0	0	0	1	7	19	16	84.28
19058	BHOPAL	ODISHA	KHURDA	044	BIOLOGY	43	43	0	0	0	0	0	0	5	16	22	87.72
19058	BHOPAL	ODISHA	KHURDA	301	ENGLISH CORE	43	43	0	0	0	0	0	0	1	21	21	88.86
19058	BHOPAL	ODISHA	KHURDA	302	HINDI CORE	4	4	0	0	0	0	0	0	0	2	2	87.00
			KHURDA Average														83.44
19059	BHOPAL	ODISHA	BARGARH	041	MATHEMATICS	27	27	0	0	0	0	0	0	0	7	20	91.63
19059	BHOPAL	ODISHA	BARGARH	042	PHYSICS	38	38	0	0	0	0	0	0	24	11	3	74.37
19059	BHOPAL	ODISHA	BARGARH	043	CHEMISTRY	38	38	0	0	0	0	0	0	4	17	17	86.24
19059	BHOPAL	ODISHA	BARGARH	044	BIOLOGY	38	38	0	0	0	0	0	0	8	19	11	82.61
19059	BHOPAL	ODISHA	BARGARH	301	ENGLISH CORE	38	38	0	0	0	0	0	0	4	22	12	84.37
19059	BHOPAL	ODISHA	BARGARH	302	HINDI CORE	11	11	0	0	0	0	0	0	1	9	1	79.91
			BARGARH Average														83.19
19060	BHOPAL	ODISHA	BOUDH	041	MATHEMATICS	29	29	0	0	0	0	2	4	5	9	9	76.38
19060	BHOPAL	ODISHA	BOUDH	042	PHYSICS	35	35	0	0	0	0	0	4	14	11	6	75.49
19060	BHOPAL	ODISHA	BOUDH	043	CHEMISTRY	35	35	0	0	0	0	0	2	11	12	10	78.11
19060	BHOPAL	ODISHA	BOUDH	044	BIOLOGY	35	35	0	0	0	0	0	7	2	13	13	80.09
19060	BHOPAL	ODISHA	BOUDH	301	ENGLISH CORE	35	35	0	0	0	0	0	0	3	21	11	84.77
19060	BHOPAL	ODISHA	BOUDH	302	HINDI CORE	6	6	0	0	0	0	0	0	4	2	0	71.33
			BOUDH Average														77.70
19061	BHOPAL	ODISHA	CUTTACK	041	MATHEMATICS	39	38	1	0	0	0	0	1	14	12	11	77.13
19061	BHOPAL	ODISHA	CUTTACK	042	PHYSICS	39	39	0	0	0	0	0	1	1	22	15	85.51
19061	BHOPAL	ODISHA	CUTTACK	043	CHEMISTRY	39	39	0	0	0	0	0	1	10	19	9	80.51
19061	BHOPAL	ODISHA	CUTTACK	044	BIOLOGY	31	31	0	0	0	0	0	0	0	4	27	93.19
19061	BHOPAL	ODISHA	CUTTACK	265	INFORMATICS PRAC.	17	17	0	0	0	0	0	0	2	7	8	86.65
19061	BHOPAL	ODISHA	CUTTACK	301	ENGLISH CORE	48	48	0	0	0	0	0	0	6	13	29	87.42
19061	BHOPAL	ODISHA	CUTTACK	302	HINDI CORE	9	9	0	0	0	0	0	0	1	3	5	88.44

SCH CODE	REGION	STATE	JNV	SUB CODE	SUBJ NAME	APPEARED	PASSED	FAILED	ABSENT	L33	e33l40	e40l50	e50l60	e60l75	e75l90	e90a	Subj. Avg
19061	BHOPAL	ODISHA	CUTTACK	806	TOURISM	9	9	0	0	0	0	0	0	1	0	8	93.56
19061	BHOPAL	ODISHA	CUTTACK	809	FOOD PRODUCTION	9	9	0	0	0	0	0	0	2	3	4	85.78
			CUTTACK Average														86.47
19062	BHOPAL	ODISHA	KENDRAPADA	041	MATHEMATICS	37	37	0	0	0	0	0	1	12	12	12	80.54
19062	BHOPAL	ODISHA	KENDRAPADA	042	PHYSICS	41	41	0	0	0	0	0	0	3	24	14	86.27
19062	BHOPAL	ODISHA	KENDRAPADA	043	CHEMISTRY	41	41	0	0	0	0	0	0	10	18	13	83.15
19062	BHOPAL	ODISHA	KENDRAPADA	044	BIOLOGY	37	37	0	0	0	0	0	1	3	9	24	89.08
19062	BHOPAL	ODISHA	KENDRAPADA	283	COMPUTER SCIENCE	4	4	0	0	0	0	0	0	0	2	2	89.75
19062	BHOPAL	ODISHA	KENDRAPADA	301	ENGLISH CORE	41	41	0	0	0	0	0	0	1	24	16	87.15
19062	BHOPAL	ODISHA	KENDRAPADA	302	HINDI CORE	4	4	0	0	0	0	0	0	0	3	1	84.25
			KENDRAPADA Average														85.74
19063	BHOPAL	ODISHA	BHADRAK	041	MATHEMATICS	29	29	0	0	0	0	1	6	11	6	5	72.24
19063	BHOPAL	ODISHA	BHADRAK	042	PHYSICS	36	36	0	0	0	0	0	1	20	11	4	75.69
19063	BHOPAL	ODISHA	BHADRAK	043	CHEMISTRY	36	36	0	0	0	0	0	0	13	19	4	78.14
19063	BHOPAL	ODISHA	BHADRAK	044	BIOLOGY	36	36	0	0	0	0	0	0	15	14	7	78.72
19063	BHOPAL	ODISHA	BHADRAK	301	ENGLISH CORE	36	36	0	0	0	0	0	0	4	24	8	82.67
19063	BHOPAL	ODISHA	BHADRAK	302	HINDI CORE	7	7	0	0	0	0	0	0	3	4	0	74.00
			BHADRAK Average														76.91
19064	BHOPAL	ODISHA	GAJAPATI	041	MATHEMATICS	41	41	0	0	0	0	1	2	17	13	8	76.07
19064	BHOPAL	ODISHA	GAJAPATI	042	PHYSICS	43	43	0	0	0	0	0	6	22	10	5	72.67
19064	BHOPAL	ODISHA	GAJAPATI	043	CHEMISTRY	43	43	0	0	0	0	0	0	17	16	10	79.07
19064	BHOPAL	ODISHA	GAJAPATI	044	BIOLOGY	43	43	0	0	0	0	0	3	15	18	7	76.05
19064	BHOPAL	ODISHA	GAJAPATI	301	ENGLISH CORE	43	43	0	0	0	0	0	0	1	30	12	85.70
19064	BHOPAL	ODISHA	GAJAPATI	302	HINDI CORE	2	2	0	0	0	0	0	0	1	1	0	76.00
			GAJAPATI Average														77.59
19065	BHOPAL	ODISHA	NABARANGPUR	041	MATHEMATICS	28	28	0	0	0	0	0	6	13	8	1	70.82
19065	BHOPAL	ODISHA	NABARANGPUR	042	PHYSICS	40	40	0	0	0	0	0	0	11	22	7	80.68
19065	BHOPAL	ODISHA	NABARANGPUR	043	CHEMISTRY	40	40	0	0	0	0	0	0	3	22	15	86.43
19065	BHOPAL	ODISHA	NABARANGPUR	044	BIOLOGY	40	40	0	0	0	0	0	0	2	17	21	87.85
19065	BHOPAL	ODISHA	NABARANGPUR	301	ENGLISH CORE	40	40	0	0	0	0	0	0	7	32	1	79.10
19065	BHOPAL	ODISHA	NABARANGPUR	302	HINDI CORE	12	12	0	0	0	0	0	0	0	11	1	83.50
			NABARANGPUR Average														81.40
19066	BHOPAL	ODISHA	NAYAGARH	041	MATHEMATICS	37	37	0	0	0	0	0	8	7	14	8	76.30
19066	BHOPAL	ODISHA	NAYAGARH	042	PHYSICS	37	37	0	0	0	0	0	2	9	15	11	80.57
19066	BHOPAL	ODISHA	NAYAGARH	043	CHEMISTRY	37	37	0	0	0	0	0	2	15	10	10	77.54
19066	BHOPAL	ODISHA	NAYAGARH	044	BIOLOGY	37	37	0	0	0	0	0	0	7	9	21	86.95
19066	BHOPAL	ODISHA	NAYAGARH	301	ENGLISH CORE	37	37	0	0	0	0	0	0	2	28	7	84.92
			NAYAGARH Average														81.26
19067	BHOPAL	ODISHA	MALKANGIRI - I	041	MATHEMATICS	22	22	0	0	0	0	0	1	3	11	7	83.18
19067	BHOPAL	ODISHA	MALKANGIRI - I	042	PHYSICS	47	47	0	0	0	0	0	0	17	20	10	79.62
19067	BHOPAL	ODISHA	MALKANGIRI - I	043	CHEMISTRY	47	47	0	0	0	0	0	1	16	17	13	79.26
19067	BHOPAL	ODISHA	MALKANGIRI - I	044	BIOLOGY	35	35	0	0	0	0	0	0	13	8	14	80.86
19067	BHOPAL	ODISHA	MALKANGIRI - I	113	ODIA	33	33	0	0	0	0	0	0	9	19	5	80.82
19067	BHOPAL	ODISHA	MALKANGIRI - I	301	ENGLISH CORE	47	47	0	0	0	0	0	0	1	16	30	89.30
19067	BHOPAL	ODISHA	MALKANGIRI - I	302	HINDI CORE	4	4	0	0	0	0	0	0	1	2	1	80.75
			MALKANGIRI - I Average														81.97
19068	BHOPAL	ODISHA	JAJPUR	041	MATHEMATICS	39	39	0	0	0	0	5	5	14	10	5	70.13
19068	BHOPAL	ODISHA	JAJPUR	042	PHYSICS	43	43	0	0	0	0	0	3	17	13	10	76.98
19068	BHOPAL	ODISHA	JAJPUR	043	CHEMISTRY	43	43	0	0	0	0	0	4	17	10	12	78.16
19068	BHOPAL	ODISHA	JAJPUR	044	BIOLOGY	43	43	0	0	0	0	0	4	12	13	14	78.37
19068	BHOPAL	ODISHA	JAJPUR	301	ENGLISH CORE	43	43	0	0	0	0	0	1	0	22	20	85.60

SCH CODE	REGION	STATE	JNV	SUB CODE	SUBJ NAME	APPEARED	PASSED	FAILED	ABSENT	L33	e33l40	e40l50	e50l60	e60l75	e75l90	e90a	Subj. Avg
19068	BHOPAL	ODISHA	JAJPUR	302	HINDI CORE	4	4	0	0	0	0	0	0	2	2	0	76.50
			JAJPUR Average														77.62
19069	BHOPAL	ODISHA	JAGATSINGHPUR	041	MATHEMATICS	40	40	0	0	0	0	0	0	12	17	11	81.25
19069	BHOPAL	ODISHA	JAGATSINGHPUR	042	PHYSICS	42	42	0	0	0	0	0	0	10	16	16	82.79
19069	BHOPAL	ODISHA	JAGATSINGHPUR	043	CHEMISTRY	42	42	0	0	0	0	0	0	14	16	12	80.05
19069	BHOPAL	ODISHA	JAGATSINGHPUR	044	BIOLOGY	31	31	0	0	0	0	0	0	5	11	15	86.74
19069	BHOPAL	ODISHA	JAGATSINGHPUR	065	INFORMATICS PRAC.	11	11	0	0	0	0	0	0	0	7	4	86.09
19069	BHOPAL	ODISHA	JAGATSINGHPUR	301	ENGLISH CORE	42	42	0	0	0	0	0	0	9	28	5	80.45
19069	BHOPAL	ODISHA	JAGATSINGHPUR	302	HINDI CORE	2	2	0	0	0	0	0	0	0	2	0	81.00
			JAGATSINGHPUR Average														82.62
19070	BHOPAL	ODISHA	KORAPUT	027	HISTORY	40	40	0	0	0	0	2	8	13	14	3	70.53
19070	BHOPAL	ODISHA	KORAPUT	029	GEOGRAPHY	40	40	0	0	0	0	0	1	7	22	10	81.63
19070	BHOPAL	ODISHA	KORAPUT	030	ECONOMICS	40	40	0	0	0	0	0	3	8	21	8	80.28
19070	BHOPAL	ODISHA	KORAPUT	041	MATHEMATICS	29	28	1	0	0	0	3	7	12	4	2	63.69
19070	BHOPAL	ODISHA	KORAPUT	042	PHYSICS	39	39	0	0	0	0	0	3	14	17	5	76.38
19070	BHOPAL	ODISHA	KORAPUT	043	CHEMISTRY	39	39	0	0	0	0	0	0	17	18	4	77.38
19070	BHOPAL	ODISHA	KORAPUT	044	BIOLOGY	39	39	0	0	0	0	0	0	1	12	26	89.56
19070	BHOPAL	ODISHA	KORAPUT	113	ODIA	43	43	0	0	0	0	0	2	9	23	9	80.12
19070	BHOPAL	ODISHA	KORAPUT	301	ENGLISH CORE	79	79	0	0	0	0	1	2	17	47	12	80.05
19070	BHOPAL	ODISHA	KORAPUT	302	HINDI CORE	7	7	0	0	0	0	0	0	1	5	1	83.57
			KORAPUT Average														78.32
19071	BHOPAL	ODISHA	KALAHANDI	027	HISTORY	48	48	0	0	0	0	0	4	11	21	12	79.90
19071	BHOPAL	ODISHA	KALAHANDI	029	GEOGRAPHY	48	48	0	0	0	0	0	0	3	16	29	89.29
19071	BHOPAL	ODISHA	KALAHANDI	030	ECONOMICS	48	48	0	0	0	0	0	1	9	13	25	83.83
19071	BHOPAL	ODISHA	KALAHANDI	041	MATHEMATICS	36	36	0	0	0	0	2	8	12	10	4	69.94
19071	BHOPAL	ODISHA	KALAHANDI	042	PHYSICS	38	38	0	0	0	0	0	5	17	10	6	73.68
19071	BHOPAL	ODISHA	KALAHANDI	043	CHEMISTRY	38	38	0	0	0	0	0	2	13	12	11	78.58
19071	BHOPAL	ODISHA	KALAHANDI	044	BIOLOGY	38	38	0	0	0	0	0	0	9	10	19	84.76
19071	BHOPAL	ODISHA	KALAHANDI	301	ENGLISH CORE	86	86	0	0	0	0	0	1	7	27	51	88.36
19071	BHOPAL	ODISHA	KALAHANDI	302	HINDI CORE	50	50	0	0	0	0	0	0	6	20	24	87.00
			KALAHANDI Average														81.70
19072	BHOPAL	ODISHA	MAYURBHANJ	041	MATHEMATICS	40	40	0	0	0	0	1	9	21	6	3	66.90
19072	BHOPAL	ODISHA	MAYURBHANJ	042	PHYSICS	45	45	0	0	0	0	0	6	24	11	4	71.07
19072	BHOPAL	ODISHA	MAYURBHANJ	043	CHEMISTRY	45	45	0	0	0	0	0	0	28	14	3	73.02
19072	BHOPAL	ODISHA	MAYURBHANJ	044	BIOLOGY	34	34	0	0	0	0	0	0	5	14	15	85.15
19072	BHOPAL	ODISHA	MAYURBHANJ	083	COMPUTER SCIENCE	11	11	0	0	0	0	0	0	6	5	0	72.36
19072	BHOPAL	ODISHA	MAYURBHANJ	301	ENGLISH CORE	45	45	0	0	0	0	0	1	11	27	6	80.27
19072	BHOPAL	ODISHA	MAYURBHANJ	302	HINDI CORE	5	5	0	0	0	0	0	0	1	4	0	79.00
			MAYURBHANJ Average														75.40
19073	BHOPAL	ODISHA	SUNDARGARH	030	ECONOMICS	14	14	0	0	0	0	0	0	1	2	11	90.93
19073	BHOPAL	ODISHA	SUNDARGARH	041	MATHEMATICS	24	24	0	0	0	0	1	2	9	6	6	75.71
19073	BHOPAL	ODISHA	SUNDARGARH	042	PHYSICS	41	41	0	0	0	0	0	3	25	10	3	71.51
19073	BHOPAL	ODISHA	SUNDARGARH	043	CHEMISTRY	41	41	0	0	0	0	0	1	19	15	6	76.83
19073	BHOPAL	ODISHA	SUNDARGARH	044	BIOLOGY	35	35	0	0	0	0	0	0	1	4	30	92.43
19073	BHOPAL	ODISHA	SUNDARGARH	054	BUSINESS STUDIES	14	14	0	0	0	0	0	0	0	4	10	89.86
19073	BHOPAL	ODISHA	SUNDARGARH	055	ACCOUNTANCY	14	14	0	0	0	0	1	3	3	7	0	70.00
19073	BHOPAL	ODISHA	SUNDARGARH	283	COMPUTER SCIENCE	6	6	0	0	0	0	0	0	0	5	1	84.33
19073	BHOPAL	ODISHA	SUNDARGARH	301	ENGLISH CORE	55	55	0	0	0	0	0	0	6	30	19	85.65
19073	BHOPAL	ODISHA	SUNDARGARH	302	HINDI CORE	31	31	0	0	0	0	0	0	1	19	11	85.61
			SUNDARGARH Average														82.29
19074	BHOPAL	ODISHA	BALASORE	030	ECONOMICS	24	24	0	0	0	0	0	0	1	11	12	86.63

SCH CODE	REGION	STATE	JNV	SUB CODE	SUBJ NAME	APPEARED	PASSED	FAILED	ABSENT	L33	e33l40	e40l50	e50l60	e60l75	e75l90	e90a	Subj. Avg
19074	BHOPAL	ODISHA	BALASORE	041	MATHEMATICS	41	41	0	0	0	0	0	2	16	7	16	80.05
19074	BHOPAL	ODISHA	BALASORE	042	PHYSICS	41	41	0	0	0	0	0	1	17	14	9	78.46
19074	BHOPAL	ODISHA	BALASORE	043	CHEMISTRY	41	41	0	0	0	0	0	0	12	20	9	80.44
19074	BHOPAL	ODISHA	BALASORE	044	BIOLOGY	33	33	0	0	0	0	0	0	2	12	19	87.85
19074	BHOPAL	ODISHA	BALASORE	054	BUSINESS STUDIES	24	24	0	0	0	0	0	0	1	12	11	87.58
19074	BHOPAL	ODISHA	BALASORE	055	ACCOUNTANCY	24	24	0	0	0	0	0	3	5	9	7	80.25
19074	BHOPAL	ODISHA	BALASORE	083	COMPUTER SCIENCE	28	28	0	0	0	0	0	0	1	12	15	88.64
19074	BHOPAL	ODISHA	BALASORE	301	ENGLISH CORE	65	65	0	0	0	0	0	0	1	29	35	88.29
19074	BHOPAL	ODISHA	BALASORE	302	HINDI CORE	4	4	0	0	0	0	0	0	1	2	1	84.00
			BALASORE Average														84.22
19075	BHOPAL	ODISHA	BOLANGIR	027	HISTORY	44	44	0	0	0	0	0	1	6	29	8	82.34
19075	BHOPAL	ODISHA	BOLANGIR	029	GEOGRAPHY	44	44	0	0	0	0	0	0	2	32	10	84.55
19075	BHOPAL	ODISHA	BOLANGIR	030	ECONOMICS	44	44	0	0	0	0	0	4	14	21	5	76.02
19075	BHOPAL	ODISHA	BOLANGIR	041	MATHEMATICS	30	30	0	0	0	0	1	2	7	11	9	79.90
19075	BHOPAL	ODISHA	BOLANGIR	042	PHYSICS	44	44	0	0	0	0	0	2	18	15	9	78.34
19075	BHOPAL	ODISHA	BOLANGIR	043	CHEMISTRY	44	44	0	0	0	0	0	3	9	21	11	79.59
19075	BHOPAL	ODISHA	BOLANGIR	044	BIOLOGY	44	43	1	0	0	0	0	0	8	20	15	83.16
19075	BHOPAL	ODISHA	BOLANGIR	045	BIOTECHNOLOGY	13	13	0	0	0	0	0	0	0	8	5	87.85
19075	BHOPAL	ODISHA	BOLANGIR	113	ODIA	44	44	0	0	0	0	0	1	3	34	6	83.00
19075	BHOPAL	ODISHA	BOLANGIR	301	ENGLISH CORE	88	88	0	0	0	0	0	1	12	49	26	83.45
19075	BHOPAL	ODISHA	BOLANGIR	302	HINDI CORE	45	45	0	0	0	0	0	1	5	33	6	82.73
			BOLANGIR Average														81.90
19076	BHOPAL	ODISHA	SAMBALPUR	030	ECONOMICS	27	27	0	0	0	0	0	0	11	7	9	80.59
19076	BHOPAL	ODISHA	SAMBALPUR	041	MATHEMATICS	47	47	0	0	0	0	0	5	7	19	16	81.36
19076	BHOPAL	ODISHA	SAMBALPUR	042	PHYSICS	44	44	0	0	0	0	0	0	9	19	16	84.39
19076	BHOPAL	ODISHA	SAMBALPUR	043	CHEMISTRY	44	44	0	0	0	0	0	0	19	18	7	79.36
19076	BHOPAL	ODISHA	SAMBALPUR	044	BIOLOGY	30	30	0	0	0	0	0	0	4	12	14	85.30
19076	BHOPAL	ODISHA	SAMBALPUR	054	BUSINESS STUDIES	27	27	0	0	0	0	0	0	5	17	5	80.96
19076	BHOPAL	ODISHA	SAMBALPUR	055	ACCOUNTANCY	27	23	4	0	0	0	6	7	7	2	1	57.63
19076	BHOPAL	ODISHA	SAMBALPUR	083	COMPUTER SCIENCE	35	35	0	0	0	0	0	0	4	20	11	84.71
19076	BHOPAL	ODISHA	SAMBALPUR	301	ENGLISH CORE	71	71	0	0	0	0	0	0	4	45	22	85.07
19076	BHOPAL	ODISHA	SAMBALPUR	302	HINDI CORE	3	3	0	0	0	0	0	0	0	1	2	90.00
			SAMBALPUR Average														80.94
19077	BHOPAL	ODISHA	KEONJHAR	027	HISTORY	36	36	0	0	0	0	0	1	12	21	2	77.44
19077	BHOPAL	ODISHA	KEONJHAR	029	GEOGRAPHY	36	36	0	0	0	0	0	0	9	21	6	80.92
19077	BHOPAL	ODISHA	KEONJHAR	030	ECONOMICS	36	36	0	0	0	0	0	3	15	11	7	77.36
19077	BHOPAL	ODISHA	KEONJHAR	041	MATHEMATICS	34	34	0	0	0	0	2	3	3	15	11	80.12
19077	BHOPAL	ODISHA	KEONJHAR	042	PHYSICS	40	40	0	0	0	0	0	1	17	15	7	77.83
19077	BHOPAL	ODISHA	KEONJHAR	043	CHEMISTRY	40	40	0	0	0	0	0	3	13	16	8	77.23
19077	BHOPAL	ODISHA	KEONJHAR	044	BIOLOGY	40	40	0	0	0	0	0	1	16	19	4	76.68
19077	BHOPAL	ODISHA	KEONJHAR	113	ODIA	38	38	0	0	0	0	0	1	13	18	6	78.45
19077	BHOPAL	ODISHA	KEONJHAR	301	ENGLISH CORE	76	75	1	0	0	0	1	11	44	17	2	68.92
19077	BHOPAL	ODISHA	KEONJHAR	302	HINDI CORE	4	4	0	0	0	0	0	0	0	4	0	80.75
			KEONJHAR Average														77.57
19078	BHOPAL	ODISHA	PHULBANI	027	HISTORY	41	41	0	0	0	0	0	1	6	28	6	80.78
19078	BHOPAL	ODISHA	PHULBANI	029	GEOGRAPHY	41	41	0	0	0	0	0	0	4	32	5	82.95
19078	BHOPAL	ODISHA	PHULBANI	030	ECONOMICS	41	41	0	0	0	0	0	10	19	10	2	68.05
19078	BHOPAL	ODISHA	PHULBANI	041	MATHEMATICS	31	31	0	0	0	0	0	0	11	12	8	80.29
19078	BHOPAL	ODISHA	PHULBANI	042	PHYSICS	38	38	0	0	0	0	0	2	23	8	5	72.50
19078	BHOPAL	ODISHA	PHULBANI	043	CHEMISTRY	38	38	0	0	0	0	0	0	15	13	10	80.50
19078	BHOPAL	ODISHA	PHULBANI	044	BIOLOGY	33	33	0	0	0	0	0	0	9	12	12	82.52

SCH CODE	REGION	STATE	JNV	SUB CODE	SUBJ NAME	APPEARED	PASSED	FAILED	ABSENT	L33	e33l40	e40l50	e50l60	e60l75	e75l90	e90a	Subj. Avg
19078	BHOPAL	ODISHA	PHULBANI	283	COMPUTER SCIENCE	12	12	0	0	0	0	0	0	3	7	2	79.00
19078	BHOPAL	ODISHA	PHULBANI	301	ENGLISH CORE	79	79	0	0	0	0	0	0	10	52	17	83.46
19078	BHOPAL	ODISHA	PHULBANI	302	HINDI CORE	41	41	0	0	0	0	0	0	8	28	5	81.39
			PHULBANI Average														79.14
19079	BHOPAL	ODISHA	DHENKANAL	030	ECONOMICS	26	26	0	0	0	0	1	2	11	10	2	72.35
19079	BHOPAL	ODISHA	DHENKANAL	041	MATHEMATICS	41	41	0	0	0	0	0	1	7	13	20	85.66
19079	BHOPAL	ODISHA	DHENKANAL	042	PHYSICS	41	41	0	0	0	0	0	0	5	18	18	86.76
19079	BHOPAL	ODISHA	DHENKANAL	043	CHEMISTRY	41	41	0	0	0	0	0	1	8	13	19	84.66
19079	BHOPAL	ODISHA	DHENKANAL	044	BIOLOGY	26	26	0	0	0	0	0	1	2	11	12	86.00
19079	BHOPAL	ODISHA	DHENKANAL	055	ACCOUNTANCY	26	25	1	0	0	0	2	7	11	3	2	65.12
19079	BHOPAL	ODISHA	DHENKANAL	083	COMPUTER SCIENCE	15	15	0	0	0	0	0	0	0	5	10	91.33
19079	BHOPAL	ODISHA	DHENKANAL	301	ENGLISH CORE	67	67	0	0	0	0	0	0	3	34	30	87.70
19079	BHOPAL	ODISHA	DHENKANAL	805	FINANCIAL MARKETS	26	26	0	0	0	0	0	1	2	6	17	88.69
19079	BHOPAL	ODISHA	DHENKANAL	812	MARKETING	26	26	0	0	0	0	0	1	2	11	12	86.65
			DHENKANAL Average														83.49
19080	BHOPAL	ODISHA	GANJAM	030	ECONOMICS	11	11	0	0	0	0	0	1	4	3	3	77.55
19080	BHOPAL	ODISHA	GANJAM	041	MATHEMATICS	42	42	0	0	0	0	0	3	13	16	10	78.12
19080	BHOPAL	ODISHA	GANJAM	042	PHYSICS	43	43	0	0	0	0	0	0	3	19	21	86.91
19080	BHOPAL	ODISHA	GANJAM	043	CHEMISTRY	43	43	0	0	0	0	0	1	19	12	11	78.70
19080	BHOPAL	ODISHA	GANJAM	044	BIOLOGY	43	43	0	0	0	0	0	1	12	16	14	81.37
19080	BHOPAL	ODISHA	GANJAM	054	BUSINESS STUDIES	11	11	0	0	0	0	0	0	3	5	3	79.82
19080	BHOPAL	ODISHA	GANJAM	055	ACCOUNTANCY	11	11	0	0	0	0	0	2	6	1	2	69.64
19080	BHOPAL	ODISHA	GANJAM	301	ENGLISH CORE	54	54	0	0	0	0	0	0	2	24	28	88.46
19080	BHOPAL	ODISHA	GANJAM	302	HINDI CORE	12	12	0	0	0	0	0	0	3	6	3	80.67
			GANJAM Average														80.14
19081	BHOPAL	ODISHA	SONEPUR	041	MATHEMATICS	15	15	0	0	0	0	2	1	10	0	2	65.80
19081	BHOPAL	ODISHA	SONEPUR	042	PHYSICS	32	32	0	0	0	0	0	2	12	12	6	77.28
19081	BHOPAL	ODISHA	SONEPUR	043	CHEMISTRY	32	32	0	0	0	0	0	0	16	8	8	78.56
19081	BHOPAL	ODISHA	SONEPUR	044	BIOLOGY	32	32	0	0	0	0	0	0	3	12	17	87.16
19081	BHOPAL	ODISHA	SONEPUR	113	ODIA	6	6	0	0	0	0	0	0	2	3	1	79.33
19081	BHOPAL	ODISHA	SONEPUR	301	ENGLISH CORE	32	32	0	0	0	0	0	0	1	16	15	87.84
19081	BHOPAL	ODISHA	SONEPUR	302	HINDI CORE	17	17	0	0	0	0	0	0	4	8	5	82.88
			SONEPUR Average														79.84
19082	BHOPAL	ODISHA	RAYAGADA	041	MATHEMATICS	20	20	0	0	0	0	0	3	7	3	7	76.20
19082	BHOPAL	ODISHA	RAYAGADA	042	PHYSICS	23	23	0	0	0	0	0	6	5	7	5	73.52
19082	BHOPAL	ODISHA	RAYAGADA	043	CHEMISTRY	23	23	0	0	0	0	1	4	7	5	6	73.48
19082	BHOPAL	ODISHA	RAYAGADA	044	BIOLOGY	22	21	1	0	0	0	0	0	4	6	11	82.91
19082	BHOPAL	ODISHA	RAYAGADA	301	ENGLISH CORE	23	23	0	0	0	0	0	0	2	16	5	83.65
19082	BHOPAL	ODISHA	RAYAGADA	302	HINDI CORE	4	4	0	0	0	0	0	0	2	2	0	73.00
			RAYAGADA Average														77.13
19083	BHOPAL	ODISHA	DEOGARH	027	HISTORY	35	35	0	0	0	0	2	3	19	9	2	71.06
19083	BHOPAL	ODISHA	DEOGARH	029	GEOGRAPHY	35	35	0	0	0	0	0	1	5	23	6	81.06
19083	BHOPAL	ODISHA	DEOGARH	030	ECONOMICS	35	35	0	0	0	0	1	1	11	19	3	77.20
19083	BHOPAL	ODISHA	DEOGARH	041	MATHEMATICS	27	27	0	0	0	0	0	0	3	13	11	85.67
19083	BHOPAL	ODISHA	DEOGARH	042	PHYSICS	35	35	0	0	0	0	0	1	14	15	5	76.31
19083	BHOPAL	ODISHA	DEOGARH	043	CHEMISTRY	35	35	0	0	0	0	0	1	4	20	10	81.89
19083	BHOPAL	ODISHA	DEOGARH	044	BIOLOGY	35	35	0	0	0	0	0	1	11	16	7	77.97
19083	BHOPAL	ODISHA	DEOGARH	301	ENGLISH CORE	70	70	0	0	0	0	0	2	17	48	3	78.59
19083	BHOPAL	ODISHA	DEOGARH	302	HINDI CORE	43	43	0	0	0	0	0	1	13	26	3	77.88
			DEOGARH Average														78.63
19085	BHOPAL	ODISHA	NUAPADA	027	HISTORY	34	33	1	0	0	0	2	7	12	12	0	68.68

SCH CODE	REGION	STATE	JNV	SUB CODE	SUBJ NAME	APPEARED	PASSED	FAILED	ABSENT	L33	e33l40	e40l50	e50l60	e60l75	e75l90	e90a	Subj. Avg
19085	BHOPAL	ODISHA	NUAPADA	029	GEOGRAPHY	34	34	0	0	0	0	0	0	8	23	3	78.94
19085	BHOPAL	ODISHA	NUAPADA	030	ECONOMICS	34	34	0	0	0	0	4	4	14	9	3	69.41
19085	BHOPAL	ODISHA	NUAPADA	041	MATHEMATICS	33	33	0	0	0	0	0	0	10	14	9	81.79
19085	BHOPAL	ODISHA	NUAPADA	042	PHYSICS	40	40	0	0	0	0	0	0	12	19	9	80.55
19085	BHOPAL	ODISHA	NUAPADA	043	CHEMISTRY	40	40	0	0	0	0	0	1	12	17	10	80.15
19085	BHOPAL	ODISHA	NUAPADA	044	BIOLOGY	40	40	0	0	0	0	0	0	1	6	33	92.35
19085	BHOPAL	ODISHA	NUAPADA	301	ENGLISH CORE	74	74	0	0	0	0	0	2	12	43	17	81.92
19085	BHOPAL	ODISHA	NUAPADA	302	HINDI CORE	41	41	0	0	0	0	0	4	16	20	1	74.98
			NUAPADA Average														78.75
19086	BHOPAL	ODISHA	PURI	041	MATHEMATICS	42	42	0	0	0	0	0	2	8	14	18	82.98
19086	BHOPAL	ODISHA	PURI	042	PHYSICS	42	42	0	0	0	0	0	1	6	22	13	82.69
19086	BHOPAL	ODISHA	PURI	043	CHEMISTRY	42	42	0	0	0	0	0	1	8	17	16	83.90
19086	BHOPAL	ODISHA	PURI	044	BIOLOGY	37	37	0	0	0	0	0	0	1	11	25	91.11
19086	BHOPAL	ODISHA	PURI	283	COMPUTER SCIENCE	5	5	0	0	0	0	0	0	0	1	4	90.60
19086	BHOPAL	ODISHA	PURI	301	ENGLISH CORE	42	42	0	0	0	0	0	0	1	23	18	87.64
			PURI Average														86.49
54016	BHOPAL	MADHYA PRADESH	BALAGHAT	030	ECONOMICS	28	28	0	0	0	0	0	1	8	15	4	78.57
54016	BHOPAL	MADHYA PRADESH	BALAGHAT	041	MATHEMATICS	27	27	0	0	0	0	0	0	1	6	20	90.78
54016	BHOPAL	MADHYA PRADESH	BALAGHAT	042	PHYSICS	40	40	0	0	0	0	0	0	17	16	7	78.35
54016	BHOPAL	MADHYA PRADESH	BALAGHAT	043	CHEMISTRY	40	40	0	0	0	0	0	0	6	11	23	88.18
54016	BHOPAL	MADHYA PRADESH	BALAGHAT	044	BIOLOGY	13	13	0	0	0	0	0	0	0	6	7	89.62
54016	BHOPAL	MADHYA PRADESH	BALAGHAT	054	BUSINESS STUDIES	28	28	0	0	0	0	0	0	6	17	5	81.57
54016	BHOPAL	MADHYA PRADESH	BALAGHAT	055	ACCOUNTANCY	28	28	0	0	0	0	0	3	13	10	2	72.75
54016	BHOPAL	MADHYA PRADESH	BALAGHAT	301	ENGLISH CORE	68	68	0	0	0	0	2	0	10	24	32	85.41
54016	BHOPAL	MADHYA PRADESH	BALAGHAT	302	HINDI CORE	68	68	0	0	0	0	0	0	7	32	29	86.15
			BALAGHAT Average														83.49
54017	BHOPAL	MADHYA PRADESH	BETUL	027	HISTORY	42	42	0	0	0	0	0	0	9	24	9	82.95
54017	BHOPAL	MADHYA PRADESH	BETUL	029	GEOGRAPHY	42	42	0	0	0	0	0	0	3	23	16	86.19
54017	BHOPAL	MADHYA PRADESH	BETUL	030	ECONOMICS	42	42	0	0	0	0	0	2	6	20	14	83.64
54017	BHOPAL	MADHYA PRADESH	BETUL	041	MATHEMATICS	20	20	0	0	0	0	0	4	7	8	1	70.95
54017	BHOPAL	MADHYA PRADESH	BETUL	042	PHYSICS	38	38	0	0	0	0	0	0	6	19	13	84.61
54017	BHOPAL	MADHYA PRADESH	BETUL	043	CHEMISTRY	38	38	0	0	0	0	0	0	5	17	16	85.26
54017	BHOPAL	MADHYA PRADESH	BETUL	044	BIOLOGY	18	18	0	0	0	0	0	0	0	5	13	91.78
54017	BHOPAL	MADHYA PRADESH	BETUL	301	ENGLISH CORE	80	80	0	0	0	0	1	4	25	40	10	77.69
54017	BHOPAL	MADHYA PRADESH	BETUL	302	HINDI CORE	80	80	0	0	0	0	0	0	6	52	22	84.78
			BETUL Average														83.09
54018	BHOPAL	MADHYA PRADESH	BHIND	041	MATHEMATICS	28	28	0	0	0	0	0	1	9	10	8	80.21
54018	BHOPAL	MADHYA PRADESH	BHIND	042	PHYSICS	40	40	0	0	0	0	0	0	1	29	10	84.25
54018	BHOPAL	MADHYA PRADESH	BHIND	043	CHEMISTRY	40	40	0	0	0	0	0	0	0	2	38	94.43
54018	BHOPAL	MADHYA PRADESH	BHIND	044	BIOLOGY	12	12	0	0	0	0	0	0	0	2	10	93.17
54018	BHOPAL	MADHYA PRADESH	BHIND	283	COMPUTER SCIENCE	21	21	0	0	0	0	0	0	0	13	8	88.00
54018	BHOPAL	MADHYA PRADESH	BHIND	301	ENGLISH CORE	40	40	0	0	0	0	0	4	30	6	0	68.95
54018	BHOPAL	MADHYA PRADESH	BHIND	302	HINDI CORE	19	19	0	0	0	0	0	0	1	11	7	88.32
			BHIND Average														85.33
54019	BHOPAL	MADHYA PRADESH	BHOPAL	029	GEOGRAPHY	19	19	0	0	0	0	0	0	1	7	11	90.26
54019	BHOPAL	MADHYA PRADESH	BHOPAL	041	MATHEMATICS	24	24	0	0	0	0	0	0	7	9	8	81.50
54019	BHOPAL	MADHYA PRADESH	BHOPAL	042	PHYSICS	42	42	0	0	0	0	0	0	11	24	7	81.07
54019	BHOPAL	MADHYA PRADESH	BHOPAL	043	CHEMISTRY	42	42	0	0	0	0	0	0	3	23	16	86.07
54019	BHOPAL	MADHYA PRADESH	BHOPAL	044	BIOLOGY	18	18	0	0	0	0	0	0	6	7	5	81.06
54019	BHOPAL	MADHYA PRADESH	BHOPAL	045	BIOTECHNOLOGY	18	18	0	0	0	0	0	0	2	13	3	84.06
54019	BHOPAL	MADHYA PRADESH	BHOPAL	283	COMPUTER SCIENCE	23	23	0	0	0	0	0	0	1	16	6	85.78

SCH CODE	REGION	STATE	JNV	SUB CODE	SUBJ NAME	APPEARED	PASSED	FAILED	ABSENT	L33	e33l40	e40l50	e50l60	e60l75	e75l90	e90a	Subj. Avg
54019	BHOPAL	MADHYA PRADESH	BHOPAL	301	ENGLISH CORE	61	61	0	0	0	0	0	1	25	31	4	75.84
54019	BHOPAL	MADHYA PRADESH	BHOPAL	302	HINDI CORE	20	20	0	0	0	0	0	0	1	10	9	87.90
54019	BHOPAL	MADHYA PRADESH	BHOPAL	806	TOURISM	19	19	0	0	0	0	0	0	0	2	17	94.37
54019	BHOPAL	MADHYA PRADESH	BHOPAL	809	FOOD PRODUCTION	19	19	0	0	0	0	0	0	1	12	6	87.47
			BHOPAL Average														85.03
54020	BHOPAL	MADHYA PRADESH	CHHATARPUR	030	ECONOMICS	28	28	0	0	0	0	0	3	11	8	6	77.64
54020	BHOPAL	MADHYA PRADESH	CHHATARPUR	041	MATHEMATICS	24	24	0	0	0	0	2	2	8	4	8	76.13
54020	BHOPAL	MADHYA PRADESH	CHHATARPUR	042	PHYSICS	36	36	0	0	0	0	0	2	6	20	8	80.33
54020	BHOPAL	MADHYA PRADESH	CHHATARPUR	043	CHEMISTRY	36	36	0	0	0	0	0	0	5	14	17	86.42
54020	BHOPAL	MADHYA PRADESH	CHHATARPUR	044	BIOLOGY	15	15	0	0	0	0	0	0	0	5	10	91.07
54020	BHOPAL	MADHYA PRADESH	CHHATARPUR	054	BUSINESS STUDIES	28	28	0	0	0	0	0	2	7	12	7	78.82
54020	BHOPAL	MADHYA PRADESH	CHHATARPUR	055	ACCOUNTANCY	28	28	0	0	0	0	1	6	10	6	5	71.29
54020	BHOPAL	MADHYA PRADESH	CHHATARPUR	301	ENGLISH CORE	64	64	0	0	0	0	0	1	17	34	12	80.30
54020	BHOPAL	MADHYA PRADESH	CHHATARPUR	302	HINDI CORE	61	61	0	0	0	0	0	1	9	30	21	82.85
			CHHATARPUR Average														80.54
54021	BHOPAL	MADHYA PRADESH	CHHINDWARA	027	HISTORY	38	38	0	0	0	0	0	0	6	21	11	83.89
54021	BHOPAL	MADHYA PRADESH	CHHINDWARA	029	GEOGRAPHY	38	38	0	0	0	0	0	0	5	26	7	82.05
54021	BHOPAL	MADHYA PRADESH	CHHINDWARA	030	ECONOMICS	38	38	0	0	0	0	0	8	15	14	1	70.61
54021	BHOPAL	MADHYA PRADESH	CHHINDWARA	041	MATHEMATICS	25	25	0	0	0	0	0	0	8	12	5	80.44
54021	BHOPAL	MADHYA PRADESH	CHHINDWARA	042	PHYSICS	41	41	0	0	0	0	0	0	11	20	10	80.41
54021	BHOPAL	MADHYA PRADESH	CHHINDWARA	043	CHEMISTRY	41	41	0	0	0	0	0	0	21	14	6	77.24
54021	BHOPAL	MADHYA PRADESH	CHHINDWARA	044	BIOLOGY	16	16	0	0	0	0	0	0	0	5	11	93.00
54021	BHOPAL	MADHYA PRADESH	CHHINDWARA	301	ENGLISH CORE	79	79	0	0	0	0	2	4	24	42	7	77.10
54021	BHOPAL	MADHYA PRADESH	CHHINDWARA	302	HINDI CORE	79	79	0	0	0	0	0	0	19	49	11	80.97
			CHHINDWARA Average														80.63
54022	BHOPAL	MADHYA PRADESH	DAMOH	030	ECONOMICS	31	31	0	0	0	0	0	1	7	17	6	81.42
54022	BHOPAL	MADHYA PRADESH	DAMOH	041	MATHEMATICS	25	25	0	0	0	0	0	0	2	14	9	84.92
54022	BHOPAL	MADHYA PRADESH	DAMOH	042	PHYSICS	41	41	0	0	0	0	0	0	18	21	2	77.02
54022	BHOPAL	MADHYA PRADESH	DAMOH	043	CHEMISTRY	41	41	0	0	0	0	0	1	15	19	6	78.15
54022	BHOPAL	MADHYA PRADESH	DAMOH	044	BIOLOGY	16	16	0	0	0	0	0	0	1	4	11	89.13
54022	BHOPAL	MADHYA PRADESH	DAMOH	054	BUSINESS STUDIES	31	31	0	0	0	0	0	1	12	15	3	77.03
54022	BHOPAL	MADHYA PRADESH	DAMOH	055	ACCOUNTANCY	31	31	0	0	0	0	1	9	13	6	2	67.61
54022	BHOPAL	MADHYA PRADESH	DAMOH	301	ENGLISH CORE	72	72	0	0	0	0	2	3	26	30	11	75.99
54022	BHOPAL	MADHYA PRADESH	DAMOH	302	HINDI CORE	72	72	0	0	0	0	0	1	16	43	12	80.26
			DAMOH Average														79.06
54023	BHOPAL	MADHYA PRADESH	DATIA	030	ECONOMICS	25	25	0	0	0	0	0	5	5	14	1	74.44
54023	BHOPAL	MADHYA PRADESH	DATIA	041	MATHEMATICS	32	32	0	0	0	0	0	6	12	9	5	72.41
54023	BHOPAL	MADHYA PRADESH	DATIA	042	PHYSICS	46	46	0	0	0	0	0	2	6	28	10	81.91
54023	BHOPAL	MADHYA PRADESH	DATIA	043	CHEMISTRY	46	46	0	0	0	0	0	1	9	22	14	82.65
54023	BHOPAL	MADHYA PRADESH	DATIA	044	BIOLOGY	14	14	0	0	0	0	0	0	6	7	1	77.64
54023	BHOPAL	MADHYA PRADESH	DATIA	054	BUSINESS STUDIES	25	25	0	0	0	0	0	3	6	14	2	75.20
54023	BHOPAL	MADHYA PRADESH	DATIA	055	ACCOUNTANCY	25	25	0	0	0	0	2	4	11	7	1	68.84
54023	BHOPAL	MADHYA PRADESH	DATIA	301	ENGLISH CORE	71	71	0	0	0	0	2	3	14	28	24	81.08
54023	BHOPAL	MADHYA PRADESH	DATIA	302	HINDI CORE	71	71	0	0	0	0	0	1	17	39	14	80.77
			DATIA Average														77.22
54024	BHOPAL	MADHYA PRADESH	DEWAS	030	ECONOMICS	25	25	0	0	0	0	0	3	10	10	2	73.80
54024	BHOPAL	MADHYA PRADESH	DEWAS	041	MATHEMATICS	13	13	0	0	0	0	0	0	4	5	4	81.77
54024	BHOPAL	MADHYA PRADESH	DEWAS	042	PHYSICS	41	41	0	0	0	0	0	1	9	22	9	81.88
54024	BHOPAL	MADHYA PRADESH	DEWAS	043	CHEMISTRY	41	41	0	0	0	0	0	0	7	16	18	85.51
54024	BHOPAL	MADHYA PRADESH	DEWAS	044	BIOLOGY	28	28	0	0	0	0	0	0	0	4	24	92.36
54024	BHOPAL	MADHYA PRADESH	DEWAS	054	BUSINESS STUDIES	25	25	0	0	0	0	0	1	10	10	4	76.84

SCH CODE	REGION	STATE	JNV	SUB CODE	SUBJ NAME	APPEARED	PASSED	FAILED	ABSENT	L33	e33l40	e40l50	e50l60	e60l75	e75l90	e90a	Subj. Avg
54024	BHOPAL	MADHYA PRADESH	DEWAS	055	ACCOUNTANCY	25	25	0	0	0	0	1	2	11	6	5	73.28
54024	BHOPAL	MADHYA PRADESH	DEWAS	301	ENGLISH CORE	66	66	0	0	0	0	1	2	11	40	12	81.33
54024	BHOPAL	MADHYA PRADESH	DEWAS	302	HINDI CORE	66	66	0	0	0	0	0	1	10	30	25	83.88
			DEWAS Average														81.18
54025	BHOPAL	MADHYA PRADESH	DHAR	027	HISTORY	39	39	0	0	0	0	0	4	10	18	7	77.92
54025	BHOPAL	MADHYA PRADESH	DHAR	029	GEOGRAPHY	39	39	0	0	0	0	0	0	3	27	9	84.54
54025	BHOPAL	MADHYA PRADESH	DHAR	030	ECONOMICS	39	39	0	0	0	0	0	0	7	26	6	81.46
54025	BHOPAL	MADHYA PRADESH	DHAR	041	MATHEMATICS	19	19	0	0	0	0	0	0	3	8	8	85.11
54025	BHOPAL	MADHYA PRADESH	DHAR	042	PHYSICS	41	41	0	0	0	0	0	3	18	15	5	74.59
54025	BHOPAL	MADHYA PRADESH	DHAR	043	CHEMISTRY	41	41	0	0	0	0	0	3	15	15	8	78.05
54025	BHOPAL	MADHYA PRADESH	DHAR	044	BIOLOGY	22	22	0	0	0	0	0	1	5	12	4	78.86
54025	BHOPAL	MADHYA PRADESH	DHAR	283	COMPUTER SCIENCE	21	21	0	0	0	0	0	0	2	13	6	86.38
54025	BHOPAL	MADHYA PRADESH	DHAR	301	ENGLISH CORE	80	80	0	0	0	0	0	1	10	53	16	82.55
54025	BHOPAL	MADHYA PRADESH	DHAR	302	HINDI CORE	59	59	0	0	0	0	0	0	11	39	9	81.15
			DHAR Average														81.06
54026	BHOPAL	MADHYA PRADESH	ASHOKNAGAR	027	HISTORY	42	42	0	0	0	0	2	11	19	9	1	67.24
54026	BHOPAL	MADHYA PRADESH	ASHOKNAGAR	029	GEOGRAPHY	42	42	0	0	0	0	0	2	18	19	3	74.50
54026	BHOPAL	MADHYA PRADESH	ASHOKNAGAR	030	ECONOMICS	42	41	1	0	0	0	2	5	19	13	2	70.60
54026	BHOPAL	MADHYA PRADESH	ASHOKNAGAR	041	MATHEMATICS	19	19	0	0	0	0	1	3	5	4	6	77.05
54026	BHOPAL	MADHYA PRADESH	ASHOKNAGAR	042	PHYSICS	36	36	0	0	0	0	0	2	10	15	9	80.11
54026	BHOPAL	MADHYA PRADESH	ASHOKNAGAR	043	CHEMISTRY	36	36	0	0	0	0	0	5	12	9	10	76.31
54026	BHOPAL	MADHYA PRADESH	ASHOKNAGAR	044	BIOLOGY	18	18	0	0	0	0	0	2	6	7	3	76.89
54026	BHOPAL	MADHYA PRADESH	ASHOKNAGAR	045	BIOTECHNOLOGY	17	17	0	0	0	0	0	1	6	7	3	76.47
54026	BHOPAL	MADHYA PRADESH	ASHOKNAGAR	301	ENGLISH CORE	78	78	0	0	0	0	4	14	38	19	3	68.24
54026	BHOPAL	MADHYA PRADESH	ASHOKNAGAR	302	HINDI CORE	60	60	0	0	0	0	1	6	25	19	9	74.73
			ASHOKNAGAR Average														74.21
54027	BHOPAL	MADHYA PRADESH	GWALIOR	027	HISTORY	41	41	0	0	0	0	0	0	8	21	12	83.22
54027	BHOPAL	MADHYA PRADESH	GWALIOR	029	GEOGRAPHY	41	41	0	0	0	0	0	0	3	19	19	86.56
54027	BHOPAL	MADHYA PRADESH	GWALIOR	030	ECONOMICS	42	42	0	0	0	0	0	0	6	25	11	84.10
54027	BHOPAL	MADHYA PRADESH	GWALIOR	041	MATHEMATICS	23	23	0	0	0	0	0	4	8	7	4	74.13
54027	BHOPAL	MADHYA PRADESH	GWALIOR	042	PHYSICS	41	41	0	0	0	0	0	0	15	23	3	78.61
54027	BHOPAL	MADHYA PRADESH	GWALIOR	043	CHEMISTRY	41	41	0	0	0	0	0	5	20	11	5	72.95
54027	BHOPAL	MADHYA PRADESH	GWALIOR	044	BIOLOGY	18	18	0	0	0	0	0	0	1	10	7	87.28
54027	BHOPAL	MADHYA PRADESH	GWALIOR	054	BUSINESS STUDIES	1	1	0	0	0	0	0	0	1	0	0	73.00
54027	BHOPAL	MADHYA PRADESH	GWALIOR	055	ACCOUNTANCY	1	0	1	0	0	0	0	0	0	0	0	43.00
54027	BHOPAL	MADHYA PRADESH	GWALIOR	283	COMPUTER SCIENCE	13	13	0	0	0	0	0	0	1	8	4	83.92
54027	BHOPAL	MADHYA PRADESH	GWALIOR	301	ENGLISH CORE	83	83	0	0	0	0	0	5	38	28	12	74.57
54027	BHOPAL	MADHYA PRADESH	GWALIOR	302	HINDI CORE	70	70	0	0	0	0	0	0	15	42	13	81.37
			GWALIOR Average														76.89
54028	BHOPAL	MADHYA PRADESH	HOSHANGABAD	030	ECONOMICS	32	32	0	0	0	0	0	2	13	16	1	76.19
54028	BHOPAL	MADHYA PRADESH	HOSHANGABAD	041	MATHEMATICS	37	37	0	0	0	0	0	2	10	18	7	80.30
54028	BHOPAL	MADHYA PRADESH	HOSHANGABAD	042	PHYSICS	43	43	0	0	0	0	0	0	7	25	11	82.47
54028	BHOPAL	MADHYA PRADESH	HOSHANGABAD	043	CHEMISTRY	43	43	0	0	0	0	0	2	11	23	7	79.81
54028	BHOPAL	MADHYA PRADESH	HOSHANGABAD	044	BIOLOGY	6	6	0	0	0	0	0	0	0	0	6	94.33
54028	BHOPAL	MADHYA PRADESH	HOSHANGABAD	054	BUSINESS STUDIES	32	32	0	0	0	0	0	0	11	16	5	79.13
54028	BHOPAL	MADHYA PRADESH	HOSHANGABAD	055	ACCOUNTANCY	32	32	0	0	0	0	0	4	14	9	5	73.97
54028	BHOPAL	MADHYA PRADESH	HOSHANGABAD	283	COMPUTER SCIENCE	45	45	0	0	0	0	0	0	4	28	13	84.96
54028	BHOPAL	MADHYA PRADESH	HOSHANGABAD	301	ENGLISH CORE	75	75	0	0	0	0	1	1	17	38	18	80.72
54028	BHOPAL	MADHYA PRADESH	HOSHANGABAD	302	HINDI CORE	30	30	0	0	0	0	0	0	11	15	4	79.37
			HOSHANGABAD Average														81.13
54029	BHOPAL	MADHYA PRADESH	INDORE	027	HISTORY	44	44	0	0	0	0	0	4	12	26	2	74.57

SCH CODE	REGION	STATE	JNV	SUB CODE	SUBJ NAME	APPEARED	PASSED	FAILED	ABSENT	L33	e33l40	e40l50	e50l60	e60l75	e75l90	e90a	Subj. Avg
54029	BHOPAL	MADHYA PRADESH	INDORE	029	GEOGRAPHY	44	44	0	0	0	0	0	0	4	31	9	83.70
54029	BHOPAL	MADHYA PRADESH	INDORE	030	ECONOMICS	44	44	0	0	0	0	0	1	7	21	15	83.77
54029	BHOPAL	MADHYA PRADESH	INDORE	041	MATHEMATICS	25	25	0	0	0	0	0	1	10	4	10	80.92
54029	BHOPAL	MADHYA PRADESH	INDORE	042	PHYSICS	42	42	0	0	0	0	0	2	21	14	5	75.29
54029	BHOPAL	MADHYA PRADESH	INDORE	043	CHEMISTRY	42	42	0	0	0	0	0	4	20	12	6	73.88
54029	BHOPAL	MADHYA PRADESH	INDORE	044	BIOLOGY	17	17	0	0	0	0	0	2	4	5	6	78.94
54029	BHOPAL	MADHYA PRADESH	INDORE	283	COMPUTER SCIENCE	17	17	0	0	0	0	0	0	2	9	6	86.53
54029	BHOPAL	MADHYA PRADESH	INDORE	301	ENGLISH CORE	86	86	0	0	0	0	0	8	27	36	15	77.37
54029	BHOPAL	MADHYA PRADESH	INDORE	302	HINDI CORE	69	69	0	0	0	0	0	1	18	43	7	79.74
			INDORE Average														79.47
54030	BHOPAL	MADHYA PRADESH	JABALPUR	027	HISTORY	37	37	0	0	0	0	0	1	14	13	9	78.46
54030	BHOPAL	MADHYA PRADESH	JABALPUR	029	GEOGRAPHY	37	37	0	0	0	0	0	0	3	26	8	84.59
54030	BHOPAL	MADHYA PRADESH	JABALPUR	030	ECONOMICS	37	37	0	0	0	0	2	2	12	16	5	75.41
54030	BHOPAL	MADHYA PRADESH	JABALPUR	041	MATHEMATICS	25	24	1	0	0	0	1	3	9	5	6	72.28
54030	BHOPAL	MADHYA PRADESH	JABALPUR	042	PHYSICS	39	39	0	0	0	0	0	4	19	12	4	73.64
54030	BHOPAL	MADHYA PRADESH	JABALPUR	043	CHEMISTRY	39	38	1	0	0	0	0	2	17	11	8	75.15
54030	BHOPAL	MADHYA PRADESH	JABALPUR	044	BIOLOGY	14	14	0	0	0	0	0	0	1	5	8	89.71
54030	BHOPAL	MADHYA PRADESH	JABALPUR	083	COMPUTER SCIENCE	11	11	0	0	0	0	0	0	1	6	4	83.36
54030	BHOPAL	MADHYA PRADESH	JABALPUR	301	ENGLISH CORE	76	76	0	0	0	0	0	3	14	32	27	82.89
54030	BHOPAL	MADHYA PRADESH	JABALPUR	302	HINDI CORE	65	65	0	0	0	0	0	1	16	35	13	80.94
			JABALPUR Average														79.64
54031	BHOPAL	MADHYA PRADESH	ALIRAJPUR	027	HISTORY	41	41	0	0	0	0	0	2	10	22	7	79.17
54031	BHOPAL	MADHYA PRADESH	ALIRAJPUR	029	GEOGRAPHY	41	41	0	0	0	0	0	1	13	23	4	77.88
54031	BHOPAL	MADHYA PRADESH	ALIRAJPUR	030	ECONOMICS	41	40	1	0	0	0	5	8	12	13	2	66.39
54031	BHOPAL	MADHYA PRADESH	ALIRAJPUR	041	MATHEMATICS	15	14	1	0	0	0	1	0	5	7	1	71.40
54031	BHOPAL	MADHYA PRADESH	ALIRAJPUR	042	PHYSICS	36	35	1	0	0	0	0	12	18	4	1	64.56
54031	BHOPAL	MADHYA PRADESH	ALIRAJPUR	043	CHEMISTRY	36	36	0	0	0	0	1	11	17	6	1	65.08
54031	BHOPAL	MADHYA PRADESH	ALIRAJPUR	044	BIOLOGY	21	19	2	0	0	0	2	1	6	9	1	68.00
54031	BHOPAL	MADHYA PRADESH	ALIRAJPUR	301	ENGLISH CORE	77	77	0	0	0	0	2	18	39	18	0	67.40
54031	BHOPAL	MADHYA PRADESH	ALIRAJPUR	302	HINDI CORE	77	77	0	0	0	0	3	6	36	29	3	71.86
			ALIRAJPUR Average														70.19
54032	BHOPAL	MADHYA PRADESH	KHANDWA	041	MATHEMATICS	23	23	0	0	0	0	1	2	5	11	4	77.17
54032	BHOPAL	MADHYA PRADESH	KHANDWA	042	PHYSICS	38	38	0	0	0	0	0	0	17	18	3	75.66
54032	BHOPAL	MADHYA PRADESH	KHANDWA	043	CHEMISTRY	38	38	0	0	0	0	0	0	5	17	16	86.11
54032	BHOPAL	MADHYA PRADESH	KHANDWA	044	BIOLOGY	15	15	0	0	0	0	0	0	0	9	6	88.20
54032	BHOPAL	MADHYA PRADESH	KHANDWA	283	COMPUTER SCIENCE	22	22	0	0	0	0	0	0	0	14	8	86.64
54032	BHOPAL	MADHYA PRADESH	KHANDWA	301	ENGLISH CORE	38	38	0	0	0	0	0	0	3	31	4	81.82
54032	BHOPAL	MADHYA PRADESH	KHANDWA	302	HINDI CORE	16	16	0	0	0	0	0	0	1	11	4	83.69
			KHANDWA Average														82.76
54033	BHOPAL	MADHYA PRADESH	KHARGONE	041	MATHEMATICS	25	25	0	0	0	0	0	1	6	9	9	82.04
54033	BHOPAL	MADHYA PRADESH	KHARGONE	042	PHYSICS	45	45	0	0	0	0	0	2	20	16	7	77.73
54033	BHOPAL	MADHYA PRADESH	KHARGONE	043	CHEMISTRY	45	45	0	0	0	0	0	0	3	15	27	88.49
54033	BHOPAL	MADHYA PRADESH	KHARGONE	044	BIOLOGY	20	20	0	0	0	0	0	0	0	10	10	89.05
54033	BHOPAL	MADHYA PRADESH	KHARGONE	283	COMPUTER SCIENCE	23	23	0	0	0	0	0	0	1	10	12	88.43
54033	BHOPAL	MADHYA PRADESH	KHARGONE	301	ENGLISH CORE	45	45	0	0	0	0	0	0	7	29	9	81.56
54033	BHOPAL	MADHYA PRADESH	KHARGONE	302	HINDI CORE	22	22	0	0	0	0	0	0	2	15	5	83.50
			KHARGONE Average														84.40
54034	BHOPAL	MADHYA PRADESH	NEEMUCH	030	ECONOMICS	40	40	0	0	0	0	0	3	6	18	13	83.28
54034	BHOPAL	MADHYA PRADESH	NEEMUCH	041	MATHEMATICS	23	23	0	0	0	0	0	1	10	7	5	76.09
54034	BHOPAL	MADHYA PRADESH	NEEMUCH	042	PHYSICS	39	39	0	0	0	0	0	0	0	18	21	87.87
54034	BHOPAL	MADHYA PRADESH	NEEMUCH	043	CHEMISTRY	39	39	0	0	0	0	0	0	10	20	9	80.28

SCH CODE	REGION	STATE	JNV	SUB CODE	SUBJ NAME	APPEARED	PASSED	FAILED	ABSENT	L33	e33l40	e40l50	e50l60	e60l75	e75l90	e90a	Subj. Avg
54034	BHOPAL	MADHYA PRADESH	NEEMUCH	044	BIOLOGY	16	16	0	0	0	0	0	0	6	6	4	80.13
54034	BHOPAL	MADHYA PRADESH	NEEMUCH	054	BUSINESS STUDIES	40	40	0	0	0	0	1	2	12	19	6	77.88
54034	BHOPAL	MADHYA PRADESH	NEEMUCH	055	ACCOUNTANCY	40	36	4	0	0	1	9	9	6	9	2	60.38
54034	BHOPAL	MADHYA PRADESH	NEEMUCH	301	ENGLISH CORE	79	79	0	0	0	0	2	3	29	41	4	75.27
54034	BHOPAL	MADHYA PRADESH	NEEMUCH	302	HINDI CORE	79	79	0	0	0	0	0	2	14	46	17	81.34
			NEEMUCH Average														78.06
54035	BHOPAL	MADHYA PRADESH	MANDLA	030	ECONOMICS	15	15	0	0	0	0	0	0	10	5	0	72.93
54035	BHOPAL	MADHYA PRADESH	MANDLA	041	MATHEMATICS	22	21	1	0	0	0	0	2	6	11	2	74.23
54035	BHOPAL	MADHYA PRADESH	MANDLA	042	PHYSICS	42	42	0	0	0	0	0	0	12	21	9	80.12
54035	BHOPAL	MADHYA PRADESH	MANDLA	043	CHEMISTRY	42	42	0	0	0	0	0	0	3	23	16	85.38
54035	BHOPAL	MADHYA PRADESH	MANDLA	044	BIOLOGY	20	20	0	0	0	0	0	2	12	6	0	71.30
54035	BHOPAL	MADHYA PRADESH	MANDLA	054	BUSINESS STUDIES	15	15	0	0	0	0	0	0	3	8	4	81.40
54035	BHOPAL	MADHYA PRADESH	MANDLA	055	ACCOUNTANCY	15	15	0	0	0	0	0	2	2	7	4	79.67
54035	BHOPAL	MADHYA PRADESH	MANDLA	283	COMPUTER SCIENCE	23	23	0	0	0	0	0	0	1	17	5	85.30
54035	BHOPAL	MADHYA PRADESH	MANDLA	301	ENGLISH CORE	57	57	0	0	0	0	0	1	6	45	5	81.47
54035	BHOPAL	MADHYA PRADESH	MANDLA	302	HINDI CORE	34	34	0	0	0	0	0	0	9	20	5	80.59
			MANDLA Average														79.24
54036	BHOPAL	MADHYA PRADESH	MORENA	027	HISTORY	43	43	0	0	0	0	1	2	17	15	8	76.98
54036	BHOPAL	MADHYA PRADESH	MORENA	029	GEOGRAPHY	43	43	0	0	0	0	0	0	6	28	9	83.16
54036	BHOPAL	MADHYA PRADESH	MORENA	030	ECONOMICS	43	43	0	0	0	0	1	0	8	27	7	80.53
54036	BHOPAL	MADHYA PRADESH	MORENA	041	MATHEMATICS	26	26	0	0	0	0	0	2	8	8	8	80.15
54036	BHOPAL	MADHYA PRADESH	MORENA	042	PHYSICS	42	42	0	0	0	0	0	0	6	21	15	85.12
54036	BHOPAL	MADHYA PRADESH	MORENA	043	CHEMISTRY	42	42	0	0	0	0	0	0	6	20	16	84.67
54036	BHOPAL	MADHYA PRADESH	MORENA	044	BIOLOGY	22	22	0	0	0	0	0	0	2	5	15	89.36
54036	BHOPAL	MADHYA PRADESH	MORENA	301	ENGLISH CORE	85	85	0	0	0	0	1	4	17	36	27	81.81
54036	BHOPAL	MADHYA PRADESH	MORENA	302	HINDI CORE	79	79	0	0	0	0	0	1	12	45	21	82.82
			MORENA Average														82.73
54037	BHOPAL	MADHYA PRADESH	NARSINGHPUR	030	ECONOMICS	38	38	0	0	0	0	0	3	15	14	6	75.89
54037	BHOPAL	MADHYA PRADESH	NARSINGHPUR	041	MATHEMATICS	22	22	0	0	0	0	0	1	5	8	8	82.27
54037	BHOPAL	MADHYA PRADESH	NARSINGHPUR	042	PHYSICS	28	28	0	0	0	0	0	0	7	13	8	81.93
54037	BHOPAL	MADHYA PRADESH	NARSINGHPUR	043	CHEMISTRY	28	28	0	0	0	0	0	0	6	11	11	85.00
54037	BHOPAL	MADHYA PRADESH	NARSINGHPUR	044	BIOLOGY	6	6	0	0	0	0	0	0	1	1	4	87.00
54037	BHOPAL	MADHYA PRADESH	NARSINGHPUR	054	BUSINESS STUDIES	38	38	0	0	0	0	0	0	17	16	5	77.11
54037	BHOPAL	MADHYA PRADESH	NARSINGHPUR	055	ACCOUNTANCY	38	38	0	0	0	0	0	4	14	13	7	76.37
54037	BHOPAL	MADHYA PRADESH	NARSINGHPUR	265	INFORMATICS PRAC.	34	34	0	0	0	0	0	0	3	19	12	85.62
54037	BHOPAL	MADHYA PRADESH	NARSINGHPUR	301	ENGLISH CORE	66	66	0	0	0	0	0	4	30	30	2	72.64
54037	BHOPAL	MADHYA PRADESH	NARSINGHPUR	302	HINDI CORE	32	32	0	0	0	0	0	0	16	12	4	75.84
			NARSINGHPUR Average														79.97
54038	BHOPAL	MADHYA PRADESH	PANNA	027	HISTORY	38	38	0	0	0	0	0	4	17	13	4	74.39
54038	BHOPAL	MADHYA PRADESH	PANNA	029	GEOGRAPHY	38	38	0	0	0	0	0	0	2	22	14	86.16
54038	BHOPAL	MADHYA PRADESH	PANNA	030	ECONOMICS	38	38	0	0	0	0	0	0	1	17	20	88.84
54038	BHOPAL	MADHYA PRADESH	PANNA	041	MATHEMATICS	30	30	0	0	0	0	1	0	6	14	9	82.23
54038	BHOPAL	MADHYA PRADESH	PANNA	042	PHYSICS	45	45	0	0	0	0	0	1	7	23	14	82.44
54038	BHOPAL	MADHYA PRADESH	PANNA	043	CHEMISTRY	45	45	0	0	0	0	0	0	10	20	15	84.33
54038	BHOPAL	MADHYA PRADESH	PANNA	044	BIOLOGY	15	15	0	0	0	0	0	0	0	2	13	93.53
54038	BHOPAL	MADHYA PRADESH	PANNA	301	ENGLISH CORE	83	83	0	0	0	0	0	4	20	40	19	80.49
54038	BHOPAL	MADHYA PRADESH	PANNA	302	HINDI CORE	83	83	0	0	0	0	0	0	8	50	25	85.37
			PANNA Average														84.20
54039	BHOPAL	MADHYA PRADESH	RAJGARH	027	HISTORY	39	39	0	0	0	0	0	3	10	17	9	78.54
54039	BHOPAL	MADHYA PRADESH	RAJGARH	029	GEOGRAPHY	39	39	0	0	0	0	0	1	6	21	11	82.97
54039	BHOPAL	MADHYA PRADESH	RAJGARH	030	ECONOMICS	39	39	0	0	0	0	1	1	13	16	8	77.79

SCH CODE	REGION	STATE	JNV	SUB CODE	SUBJ NAME	APPEARED	PASSED	FAILED	ABSENT	L33	e33l40	e40l50	e50l60	e60l75	e75l90	e90a	Subj. Avg
54039	BHOPAL	MADHYA PRADESH	RAJGARH	041	MATHEMATICS	23	23	0	0	0	0	0	0	4	8	11	86.26
54039	BHOPAL	MADHYA PRADESH	RAJGARH	042	PHYSICS	39	39	0	0	0	0	0	1	13	21	4	78.15
54039	BHOPAL	MADHYA PRADESH	RAJGARH	043	CHEMISTRY	39	39	0	0	0	0	0	1	12	14	12	81.87
54039	BHOPAL	MADHYA PRADESH	RAJGARH	044	BIOLOGY	16	16	0	0	0	0	0	1	2	4	9	85.94
54039	BHOPAL	MADHYA PRADESH	RAJGARH	301	ENGLISH CORE	78	78	0	0	0	0	2	3	17	29	27	80.94
54039	BHOPAL	MADHYA PRADESH	RAJGARH	302	HINDI CORE	78	78	0	0	0	0	1	1	18	44	14	81.21
			RAJGARH Average														81.52
54040	BHOPAL	MADHYA PRADESH	RAISEN	030	ECONOMICS	39	39	0	0	0	0	5	15	13	6	0	61.49
54040	BHOPAL	MADHYA PRADESH	RAISEN	041	MATHEMATICS	20	20	0	0	0	0	1	4	6	7	2	71.50
54040	BHOPAL	MADHYA PRADESH	RAISEN	042	PHYSICS	30	30	0	0	0	0	0	0	11	18	1	77.63
54040	BHOPAL	MADHYA PRADESH	RAISEN	043	CHEMISTRY	30	30	0	0	0	0	0	1	13	12	4	75.43
54040	BHOPAL	MADHYA PRADESH	RAISEN	044	BIOLOGY	10	10	0	0	0	0	0	0	0	3	7	90.90
54040	BHOPAL	MADHYA PRADESH	RAISEN	054	BUSINESS STUDIES	39	39	0	0	0	0	1	10	19	7	2	66.77
54040	BHOPAL	MADHYA PRADESH	RAISEN	055	ACCOUNTANCY	39	36	3	0	0	0	10	11	9	4	2	58.41
54040	BHOPAL	MADHYA PRADESH	RAISEN	283	COMPUTER SCIENCE	17	17	0	0	0	0	0	0	7	8	2	77.71
54040	BHOPAL	MADHYA PRADESH	RAISEN	301	ENGLISH CORE	69	68	1	0	0	0	1	5	30	27	5	74.04
54040	BHOPAL	MADHYA PRADESH	RAISEN	302	HINDI CORE	52	52	0	0	0	0	1	6	23	15	7	72.67
			RAISEN Average														72.66
54041	BHOPAL	MADHYA PRADESH	RATLAM - I	030	ECONOMICS	33	33	0	0	0	0	2	13	8	9	1	65.21
54041	BHOPAL	MADHYA PRADESH	RATLAM - I	041	MATHEMATICS	19	19	0	0	0	0	0	0	5	10	4	79.37
54041	BHOPAL	MADHYA PRADESH	RATLAM - I	042	PHYSICS	41	41	0	0	0	0	0	3	21	15	2	73.00
54041	BHOPAL	MADHYA PRADESH	RATLAM - I	043	CHEMISTRY	41	41	0	0	0	0	0	1	20	19	1	74.46
54041	BHOPAL	MADHYA PRADESH	RATLAM - I	044	BIOLOGY	22	22	0	0	0	0	0	0	2	13	7	83.95
54041	BHOPAL	MADHYA PRADESH	RATLAM - I	045	BIOTECHNOLOGY	20	20	0	0	0	0	0	0	2	17	1	79.30
54041	BHOPAL	MADHYA PRADESH	RATLAM - I	054	BUSINESS STUDIES	33	33	0	0	0	0	0	0	22	8	3	74.18
54041	BHOPAL	MADHYA PRADESH	RATLAM - I	055	ACCOUNTANCY	33	33	0	0	0	0	0	3	19	7	4	72.24
54041	BHOPAL	MADHYA PRADESH	RATLAM - I	283	COMPUTER SCIENCE	21	21	0	0	0	0	0	0	5	12	4	79.48
54041	BHOPAL	MADHYA PRADESH	RATLAM - I	301	ENGLISH CORE	74	74	0	0	0	0	0	4	30	40	0	75.23
54041	BHOPAL	MADHYA PRADESH	RATLAM - I	302	HINDI CORE	33	33	0	0	0	0	0	0	20	12	1	74.55
			RATLAM - I Average														75.54
54042	BHOPAL	MADHYA PRADESH	REWA	030	ECONOMICS	27	27	0	0	0	0	0	0	8	13	6	81.30
54042	BHOPAL	MADHYA PRADESH	REWA	041	MATHEMATICS	22	22	0	0	0	0	0	3	5	4	10	82.23
54042	BHOPAL	MADHYA PRADESH	REWA	042	PHYSICS	40	40	0	0	0	0	0	0	8	17	15	84.18
54042	BHOPAL	MADHYA PRADESH	REWA	043	CHEMISTRY	40	40	0	0	0	0	0	1	8	14	17	84.45
54042	BHOPAL	MADHYA PRADESH	REWA	044	BIOLOGY	18	18	0	0	0	0	0	0	2	7	9	87.50
54042	BHOPAL	MADHYA PRADESH	REWA	054	BUSINESS STUDIES	27	27	0	0	0	0	0	0	10	17	0	77.52
54042	BHOPAL	MADHYA PRADESH	REWA	055	ACCOUNTANCY	27	27	0	0	0	0	0	7	13	7	0	68.44
54042	BHOPAL	MADHYA PRADESH	REWA	265	INFORMATICS PRAC.	27	27	0	0	0	0	0	0	7	18	2	80.30
54042	BHOPAL	MADHYA PRADESH	REWA	283	COMPUTER SCIENCE	22	22	0	0	0	0	0	0	1	7	14	90.09
54042	BHOPAL	MADHYA PRADESH	REWA	301	ENGLISH CORE	67	67	0	0	0	0	0	4	42	20	1	71.70
54042	BHOPAL	MADHYA PRADESH	REWA	302	HINDI CORE	45	45	0	0	0	0	0	0	15	28	2	77.89
			REWA Average														80.51
54043	BHOPAL	MADHYA PRADESH	SAGAR	030	ECONOMICS	26	26	0	0	0	0	1	5	14	5	1	68.23
54043	BHOPAL	MADHYA PRADESH	SAGAR	041	MATHEMATICS	32	32	0	0	0	0	0	0	3	13	16	86.25
54043	BHOPAL	MADHYA PRADESH	SAGAR	042	PHYSICS	43	43	0	0	0	0	0	0	1	23	19	87.53
54043	BHOPAL	MADHYA PRADESH	SAGAR	043	CHEMISTRY	43	43	0	0	0	0	0	0	2	17	24	87.86
54043	BHOPAL	MADHYA PRADESH	SAGAR	044	BIOLOGY	11	11	0	0	0	0	0	0	0	1	10	93.45
54043	BHOPAL	MADHYA PRADESH	SAGAR	054	BUSINESS STUDIES	26	26	0	0	0	0	0	1	8	13	4	77.50
54043	BHOPAL	MADHYA PRADESH	SAGAR	055	ACCOUNTANCY	26	26	0	0	0	0	1	3	10	8	4	75.19
54043	BHOPAL	MADHYA PRADESH	SAGAR	283	COMPUTER SCIENCE	27	27	0	0	0	0	0	0	0	11	16	89.89
54043	BHOPAL	MADHYA PRADESH	SAGAR	301	ENGLISH CORE	69	69	0	0	0	0	0	2	9	47	11	82.67

SCH CODE	REGION	STATE	JNV	SUB CODE	SUBJ NAME	APPEARED	PASSED	FAILED	ABSENT	L33	e33l40	e40l50	e50l60	e60l75	e75l90	e90a	Subj. Avg
54043	BHOPAL	MADHYA PRADESH	SAGAR	302	HINDI CORE	42	42	0	0	0	0	0	1	8	20	13	81.60
			SAGAR Average														83.02
54044	BHOPAL	MADHYA PRADESH	SATNA	027	HISTORY	27	27	0	0	0	0	0	1	14	11	1	74.15
54044	BHOPAL	MADHYA PRADESH	SATNA	029	GEOGRAPHY	27	27	0	0	0	0	0	0	7	17	3	79.48
54044	BHOPAL	MADHYA PRADESH	SATNA	030	ECONOMICS	27	27	0	0	0	0	0	0	8	13	6	80.11
54044	BHOPAL	MADHYA PRADESH	SATNA	041	MATHEMATICS	27	27	0	0	0	0	0	5	11	4	7	73.22
54044	BHOPAL	MADHYA PRADESH	SATNA	042	PHYSICS	42	42	0	0	0	0	0	0	7	19	16	86.00
54044	BHOPAL	MADHYA PRADESH	SATNA	043	CHEMISTRY	42	42	0	0	0	0	0	4	18	16	4	74.45
54044	BHOPAL	MADHYA PRADESH	SATNA	044	BIOLOGY	15	15	0	0	0	0	0	0	3	4	8	86.40
54044	BHOPAL	MADHYA PRADESH	SATNA	283	COMPUTER SCIENCE	17	17	0	0	0	0	0	0	2	10	5	84.24
54044	BHOPAL	MADHYA PRADESH	SATNA	301	ENGLISH CORE	69	69	0	0	0	0	0	6	20	36	7	76.65
54044	BHOPAL	MADHYA PRADESH	SATNA	302	HINDI CORE	52	52	0	0	0	0	0	0	12	30	10	81.15
			SATNA Average														79.59
54045	BHOPAL	MADHYA PRADESH	SEHORE	030	ECONOMICS	26	26	0	0	0	0	0	0	6	15	5	81.69
54045	BHOPAL	MADHYA PRADESH	SEHORE	041	MATHEMATICS	27	26	1	0	0	0	2	5	8	7	4	68.52
54045	BHOPAL	MADHYA PRADESH	SEHORE	042	PHYSICS	38	37	1	0	0	0	0	0	10	22	5	78.58
54045	BHOPAL	MADHYA PRADESH	SEHORE	043	CHEMISTRY	38	37	1	0	0	0	0	0	9	15	13	81.63
54045	BHOPAL	MADHYA PRADESH	SEHORE	044	BIOLOGY	11	11	0	0	0	0	0	0	2	6	3	83.18
54045	BHOPAL	MADHYA PRADESH	SEHORE	054	BUSINESS STUDIES	26	26	0	0	0	0	0	0	5	14	7	83.73
54045	BHOPAL	MADHYA PRADESH	SEHORE	055	ACCOUNTANCY	26	26	0	0	0	0	1	0	9	9	7	77.85
54045	BHOPAL	MADHYA PRADESH	SEHORE	283	COMPUTER SCIENCE	27	27	0	0	0	0	0	0	3	16	8	83.56
54045	BHOPAL	MADHYA PRADESH	SEHORE	301	ENGLISH CORE	64	64	0	0	0	0	0	0	13	45	6	80.19
54045	BHOPAL	MADHYA PRADESH	SEHORE	302	HINDI CORE	37	37	0	0	0	0	0	0	7	20	10	83.41
			SEHORE Average														80.23
54046	BHOPAL	MADHYA PRADESH	ANUPPUR	030	ECONOMICS	32	32	0	0	0	0	0	1	3	14	14	85.44
54046	BHOPAL	MADHYA PRADESH	ANUPPUR	041	MATHEMATICS	15	15	0	0	0	0	0	1	0	11	3	84.00
54046	BHOPAL	MADHYA PRADESH	ANUPPUR	042	PHYSICS	39	39	0	0	0	0	0	2	17	16	4	75.82
54046	BHOPAL	MADHYA PRADESH	ANUPPUR	043	CHEMISTRY	39	39	0	0	0	0	0	0	1	13	25	91.08
54046	BHOPAL	MADHYA PRADESH	ANUPPUR	044	BIOLOGY	24	24	0	0	0	0	0	0	6	13	5	80.96
54046	BHOPAL	MADHYA PRADESH	ANUPPUR	054	BUSINESS STUDIES	32	32	0	0	0	0	0	1	7	18	6	80.50
54046	BHOPAL	MADHYA PRADESH	ANUPPUR	055	ACCOUNTANCY	32	32	0	0	0	0	2	8	12	5	5	69.13
54046	BHOPAL	MADHYA PRADESH	ANUPPUR	083	COMPUTER SCIENCE	36	36	0	0	0	0	0	0	1	21	14	86.47
54046	BHOPAL	MADHYA PRADESH	ANUPPUR	301	ENGLISH CORE	71	71	0	0	0	0	1	5	35	27	3	73.18
54046	BHOPAL	MADHYA PRADESH	ANUPPUR	302	HINDI CORE	35	35	0	0	0	0	0	1	8	21	5	79.37
			ANUPPUR Average														80.60
54047	BHOPAL	MADHYA PRADESH	SEONI	030	ECONOMICS	31	31	0	0	0	0	0	0	10	20	1	76.23
54047	BHOPAL	MADHYA PRADESH	SEONI	041	MATHEMATICS	25	25	0	0	0	0	2	1	10	6	6	74.12
54047	BHOPAL	MADHYA PRADESH	SEONI	042	PHYSICS	43	43	0	0	0	0	0	3	18	18	4	75.51
54047	BHOPAL	MADHYA PRADESH	SEONI	043	CHEMISTRY	43	43	0	0	0	0	0	1	13	15	14	81.44
54047	BHOPAL	MADHYA PRADESH	SEONI	044	BIOLOGY	18	18	0	0	0	0	0	0	0	3	15	92.33
54047	BHOPAL	MADHYA PRADESH	SEONI	054	BUSINESS STUDIES	31	31	0	0	0	0	0	0	5	23	3	81.26
54047	BHOPAL	MADHYA PRADESH	SEONI	055	ACCOUNTANCY	31	31	0	0	0	0	0	0	9	14	8	81.23
54047	BHOPAL	MADHYA PRADESH	SEONI	301	ENGLISH CORE	74	74	0	0	0	0	1	1	19	44	9	78.73
54047	BHOPAL	MADHYA PRADESH	SEONI	302	HINDI CORE	74	74	0	0	0	0	0	1	17	41	15	81.81
			SEONI Average														80.30
54048	BHOPAL	MADHYA PRADESH	SIDHI	027	HISTORY	44	44	0	0	0	0	0	4	11	23	6	77.55
54048	BHOPAL	MADHYA PRADESH	SIDHI	029	GEOGRAPHY	44	44	0	0	0	0	0	0	7	25	12	83.07
54048	BHOPAL	MADHYA PRADESH	SIDHI	030	ECONOMICS	44	44	0	0	0	0	0	2	3	24	15	83.30
54048	BHOPAL	MADHYA PRADESH	SIDHI	041	MATHEMATICS	18	18	0	0	0	0	0	1	5	6	6	81.33
54048	BHOPAL	MADHYA PRADESH	SIDHI	042	PHYSICS	36	36	0	0	0	0	0	2	9	21	4	78.03
54048	BHOPAL	MADHYA PRADESH	SIDHI	043	CHEMISTRY	36	36	0	0	0	0	0	1	6	9	20	86.69

SCH CODE	REGION	STATE	JNV	SUB CODE	SUBJ NAME	APPEARED	PASSED	FAILED	ABSENT	L33	e33l40	e40l50	e50l60	e60l75	e75l90	e90a	Subj. Avg
54048	BHOPAL	MADHYA PRADESH	SIDHI	044	BIOLOGY	18	18	0	0	0	0	0	0	1	4	13	88.89
54048	BHOPAL	MADHYA PRADESH	SIDHI	301	ENGLISH CORE	80	80	0	0	0	0	2	4	19	46	9	78.13
54048	BHOPAL	MADHYA PRADESH	SIDHI	302	HINDI CORE	80	80	0	0	0	0	0	2	10	46	22	83.16
			SIDHI Average														82.24
54049	BHOPAL	MADHYA PRADESH	SHAJAPUR	027	HISTORY	42	42	0	0	0	0	0	0	6	28	8	82.36
54049	BHOPAL	MADHYA PRADESH	SHAJAPUR	029	GEOGRAPHY	42	42	0	0	0	0	0	0	8	29	5	81.00
54049	BHOPAL	MADHYA PRADESH	SHAJAPUR	030	ECONOMICS	42	41	1	0	0	0	8	11	14	7	1	62.00
54049	BHOPAL	MADHYA PRADESH	SHAJAPUR	041	MATHEMATICS	26	25	1	0	0	0	1	2	8	8	6	75.50
54049	BHOPAL	MADHYA PRADESH	SHAJAPUR	042	PHYSICS	45	45	0	0	0	0	0	1	11	18	15	81.47
54049	BHOPAL	MADHYA PRADESH	SHAJAPUR	043	CHEMISTRY	45	45	0	0	0	0	0	2	16	13	14	79.71
54049	BHOPAL	MADHYA PRADESH	SHAJAPUR	044	BIOLOGY	19	19	0	0	0	0	0	1	7	5	6	78.32
54049	BHOPAL	MADHYA PRADESH	SHAJAPUR	283	COMPUTER SCIENCE	31	31	0	0	0	0	0	0	2	15	14	87.19
54049	BHOPAL	MADHYA PRADESH	SHAJAPUR	301	ENGLISH CORE	87	87	0	0	0	0	1	5	24	44	13	79.00
54049	BHOPAL	MADHYA PRADESH	SHAJAPUR	302	HINDI CORE	56	56	0	0	0	0	0	0	20	31	5	77.36
			SHAJAPUR Average														78.39
54050	BHOPAL	MADHYA PRADESH	SHIVPURI	030	ECONOMICS	16	16	0	0	0	0	1	4	6	3	2	68.94
54050	BHOPAL	MADHYA PRADESH	SHIVPURI	041	MATHEMATICS	28	28	0	0	0	0	0	0	1	8	19	91.18
54050	BHOPAL	MADHYA PRADESH	SHIVPURI	042	PHYSICS	42	42	0	0	0	0	0	0	4	20	18	86.64
54050	BHOPAL	MADHYA PRADESH	SHIVPURI	043	CHEMISTRY	42	42	0	0	0	0	0	0	3	13	26	88.31
54050	BHOPAL	MADHYA PRADESH	SHIVPURI	044	BIOLOGY	14	14	0	0	0	0	0	0	0	5	9	89.79
54050	BHOPAL	MADHYA PRADESH	SHIVPURI	054	BUSINESS STUDIES	16	16	0	0	0	0	0	1	6	7	2	75.44
54050	BHOPAL	MADHYA PRADESH	SHIVPURI	055	ACCOUNTANCY	16	16	0	0	0	0	0	3	8	3	2	71.50
54050	BHOPAL	MADHYA PRADESH	SHIVPURI	301	ENGLISH CORE	58	58	0	0	0	0	0	1	9	42	6	81.66
54050	BHOPAL	MADHYA PRADESH	SHIVPURI	302	HINDI CORE	58	58	0	0	0	0	0	1	7	24	26	85.36
			SHIVPURI Average														82.09
54051	BHOPAL	MADHYA PRADESH	TIKAMGARH	041	MATHEMATICS	18	18	0	0	0	0	1	2	8	3	4	72.06
54051	BHOPAL	MADHYA PRADESH	TIKAMGARH	042	PHYSICS	35	35	0	0	0	0	0	1	13	13	8	78.94
54051	BHOPAL	MADHYA PRADESH	TIKAMGARH	043	CHEMISTRY	35	35	0	0	0	0	0	0	7	17	11	82.97
54051	BHOPAL	MADHYA PRADESH	TIKAMGARH	044	BIOLOGY	17	17	0	0	0	0	0	0	0	3	14	94.12
54051	BHOPAL	MADHYA PRADESH	TIKAMGARH	054	BUSINESS STUDIES	27	27	0	0	0	0	0	0	2	23	2	81.15
54051	BHOPAL	MADHYA PRADESH	TIKAMGARH	055	ACCOUNTANCY	27	24	3	0	0	0	6	4	11	2	1	59.89
54051	BHOPAL	MADHYA PRADESH	TIKAMGARH	283	COMPUTER SCIENCE	18	18	0	0	0	0	0	0	3	12	3	81.94
54051	BHOPAL	MADHYA PRADESH	TIKAMGARH	301	ENGLISH CORE	62	62	0	0	0	0	0	3	28	26	5	75.68
54051	BHOPAL	MADHYA PRADESH	TIKAMGARH	302	HINDI CORE	44	44	0	0	0	0	0	0	3	31	10	83.59
54051	BHOPAL	MADHYA PRADESH	TIKAMGARH	805	FINANCIAL MARKETS	27	27	0	0	0	0	0	0	0	6	21	91.52
			TIKAMGARH Average														80.19
54052	BHOPAL	MADHYA PRADESH	UJJAIN - I	030	ECONOMICS	27	27	0	0	0	0	0	0	4	13	10	84.30
54052	BHOPAL	MADHYA PRADESH	UJJAIN - I	041	MATHEMATICS	17	17	0	0	0	0	0	0	4	4	9	86.88
54052	BHOPAL	MADHYA PRADESH	UJJAIN - I	042	PHYSICS	32	32	0	0	0	0	0	0	7	16	9	82.44
54052	BHOPAL	MADHYA PRADESH	UJJAIN - I	043	CHEMISTRY	32	32	0	0	0	0	0	1	5	14	12	82.84
54052	BHOPAL	MADHYA PRADESH	UJJAIN - I	044	BIOLOGY	15	15	0	0	0	0	0	0	1	4	10	90.00
54052	BHOPAL	MADHYA PRADESH	UJJAIN - I	054	BUSINESS STUDIES	27	27	0	0	0	0	0	0	5	15	7	81.74
54052	BHOPAL	MADHYA PRADESH	UJJAIN - I	055	ACCOUNTANCY	27	27	0	0	0	0	1	7	10	4	5	70.85
54052	BHOPAL	MADHYA PRADESH	UJJAIN - I	283	COMPUTER SCIENCE	30	30	0	0	0	0	0	0	1	16	13	88.17
54052	BHOPAL	MADHYA PRADESH	UJJAIN - I	301	ENGLISH CORE	59	59	0	0	0	0	0	2	10	34	13	81.27
54052	BHOPAL	MADHYA PRADESH	UJJAIN - I	302	HINDI CORE	29	29	0	0	0	0	0	0	5	17	7	82.41
			UJJAIN - I Average														83.09
54053	BHOPAL	MADHYA PRADESH	VIDISHA	030	ECONOMICS	35	35	0	0	0	0	1	2	6	21	5	78.83
54053	BHOPAL	MADHYA PRADESH	VIDISHA	041	MATHEMATICS	17	17	0	0	0	0	1	0	5	7	4	77.88
54053	BHOPAL	MADHYA PRADESH	VIDISHA	042	PHYSICS	35	35	0	0	0	0	0	0	12	16	7	79.80
54053	BHOPAL	MADHYA PRADESH	VIDISHA	043	CHEMISTRY	35	35	0	0	0	0	0	1	15	12	7	78.26

SCH CODE	REGION	STATE	JNV	SUB CODE	SUBJ NAME	APPEARED	PASSED	FAILED	ABSENT	L33	e33l40	e40l50	e50l60	e60l75	e75l90	e90a	Subj. Avg
54053	BHOPAL	MADHYA PRADESH	VIDISHA	044	BIOLOGY	18	18	0	0	0	0	0	0	1	4	13	91.06
54053	BHOPAL	MADHYA PRADESH	VIDISHA	054	BUSINESS STUDIES	35	35	0	0	0	0	0	3	4	22	6	81.00
54053	BHOPAL	MADHYA PRADESH	VIDISHA	055	ACCOUNTANCY	35	35	0	0	0	0	2	10	11	7	5	70.09
54053	BHOPAL	MADHYA PRADESH	VIDISHA	301	ENGLISH CORE	70	70	0	0	0	0	0	2	8	30	30	85.13
54053	BHOPAL	MADHYA PRADESH	VIDISHA	302	HINDI CORE	70	70	0	0	0	0	0	2	7	41	20	83.73
			VIDISHA Average														80.64
54054	BHOPAL	MADHYA PRADESH	SHEOPUR	041	MATHEMATICS	27	27	0	0	0	0	1	2	8	3	13	80.41
54054	BHOPAL	MADHYA PRADESH	SHEOPUR	042	PHYSICS	44	44	0	0	0	0	0	0	4	23	17	85.02
54054	BHOPAL	MADHYA PRADESH	SHEOPUR	043	CHEMISTRY	44	44	0	0	0	0	0	0	8	21	15	84.09
54054	BHOPAL	MADHYA PRADESH	SHEOPUR	044	BIOLOGY	17	17	0	0	0	0	0	0	0	7	10	90.65
54054	BHOPAL	MADHYA PRADESH	SHEOPUR	301	ENGLISH CORE	44	44	0	0	0	0	0	0	6	25	13	82.93
54054	BHOPAL	MADHYA PRADESH	SHEOPUR	302	HINDI CORE	44	44	0	0	0	0	0	0	5	22	17	85.75
			SHEOPUR Average														84.81
54055	BHOPAL	MADHYA PRADESH	KATNI	027	HISTORY	38	38	0	0	0	0	0	0	17	19	2	74.95
54055	BHOPAL	MADHYA PRADESH	KATNI	029	GEOGRAPHY	38	38	0	0	0	0	0	0	6	26	6	81.68
54055	BHOPAL	MADHYA PRADESH	KATNI	030	ECONOMICS	38	38	0	0	0	0	0	6	8	21	3	74.61
54055	BHOPAL	MADHYA PRADESH	KATNI	041	MATHEMATICS	16	16	0	0	0	0	0	0	2	10	4	83.06
54055	BHOPAL	MADHYA PRADESH	KATNI	042	PHYSICS	40	40	0	0	0	0	0	0	10	22	8	80.08
54055	BHOPAL	MADHYA PRADESH	KATNI	043	CHEMISTRY	40	40	0	0	0	0	0	0	1	16	23	88.83
54055	BHOPAL	MADHYA PRADESH	KATNI	044	BIOLOGY	24	24	0	0	0	0	0	0	0	5	19	92.50
54055	BHOPAL	MADHYA PRADESH	KATNI	283	COMPUTER SCIENCE	34	34	0	0	0	0	0	0	0	17	17	89.09
54055	BHOPAL	MADHYA PRADESH	KATNI	301	ENGLISH CORE	78	78	0	0	0	0	0	3	14	43	18	81.68
54055	BHOPAL	MADHYA PRADESH	KATNI	302	HINDI CORE	44	44	0	0	0	0	0	1	9	26	8	80.07
			KATNI Average														82.66
54056	BHOPAL	MADHYA PRADESH	HARDA	041	MATHEMATICS	26	26	0	0	0	0	0	1	9	8	8	80.23
54056	BHOPAL	MADHYA PRADESH	HARDA	042	PHYSICS	41	41	0	0	0	0	0	1	16	19	5	77.32
54056	BHOPAL	MADHYA PRADESH	HARDA	043	CHEMISTRY	41	41	0	0	0	0	0	0	7	11	23	86.49
54056	BHOPAL	MADHYA PRADESH	HARDA	044	BIOLOGY	15	15	0	0	0	0	0	0	3	2	10	87.53
54056	BHOPAL	MADHYA PRADESH	HARDA	301	ENGLISH CORE	41	41	0	0	0	0	0	0	1	31	9	84.71
54056	BHOPAL	MADHYA PRADESH	HARDA	302	HINDI CORE	41	41	0	0	0	0	0	0	3	23	15	85.34
			HARDA Average														83.60
54057	BHOPAL	MADHYA PRADESH	MANDSAUR	041	MATHEMATICS	35	35	0	0	0	0	0	2	6	18	9	80.71
54057	BHOPAL	MADHYA PRADESH	MANDSAUR	042	PHYSICS	40	40	0	0	0	0	0	0	3	23	14	86.00
54057	BHOPAL	MADHYA PRADESH	MANDSAUR	043	CHEMISTRY	40	40	0	0	0	0	0	0	9	14	17	84.93
54057	BHOPAL	MADHYA PRADESH	MANDSAUR	044	BIOLOGY	5	5	0	0	0	0	0	0	0	0	5	95.00
54057	BHOPAL	MADHYA PRADESH	MANDSAUR	301	ENGLISH CORE	40	40	0	0	0	0	0	0	7	27	6	82.45
54057	BHOPAL	MADHYA PRADESH	MANDSAUR	302	HINDI CORE	40	40	0	0	0	0	0	0	3	24	13	85.70
			MANDSAUR Average														85.80
54058	BHOPAL	MADHYA PRADESH	DINDORI	027	HISTORY	26	26	0	0	0	0	0	1	17	7	1	71.27
54058	BHOPAL	MADHYA PRADESH	DINDORI	029	GEOGRAPHY	26	26	0	0	0	0	0	0	11	13	2	75.81
54058	BHOPAL	MADHYA PRADESH	DINDORI	030	ECONOMICS	26	26	0	0	0	0	2	4	15	4	1	67.19
54058	BHOPAL	MADHYA PRADESH	DINDORI	041	MATHEMATICS	21	21	0	0	0	0	0	0	13	6	2	75.67
54058	BHOPAL	MADHYA PRADESH	DINDORI	042	PHYSICS	39	39	0	0	0	0	0	6	24	8	1	68.92
54058	BHOPAL	MADHYA PRADESH	DINDORI	043	CHEMISTRY	39	39	0	0	0	0	0	2	18	14	5	75.26
54058	BHOPAL	MADHYA PRADESH	DINDORI	044	BIOLOGY	18	18	0	0	0	0	0	0	1	5	12	89.28
54058	BHOPAL	MADHYA PRADESH	DINDORI	301	ENGLISH CORE	65	65	0	0	0	0	2	5	21	29	8	74.77
54058	BHOPAL	MADHYA PRADESH	DINDORI	302	HINDI CORE	65	65	0	0	0	0	0	1	30	29	5	75.72
			DINDORI Average														74.88
54059	BHOPAL	MADHYA PRADESH	BARWANI	041	MATHEMATICS	13	13	0	0	0	0	0	0	6	5	2	77.92
54059	BHOPAL	MADHYA PRADESH	BARWANI	042	PHYSICS	44	44	0	0	0	0	0	2	26	14	2	73.20
54059	BHOPAL	MADHYA PRADESH	BARWANI	043	CHEMISTRY	44	44	0	0	0	0	0	0	7	21	16	84.86

SCH CODE	REGION	STATE	JNV	SUB CODE	SUBJ NAME	APPEARED	PASSED	FAILED	ABSENT	L33	e33l40	e40l50	e50l60	e60l75	e75l90	e90a	Subj. Avg
54059	BHOPAL	MADHYA PRADESH	BARWANI	044	BIOLOGY	31	31	0	0	0	0	0	0	1	7	23	90.48
54059	BHOPAL	MADHYA PRADESH	BARWANI	301	ENGLISH CORE	44	44	0	0	0	0	0	0	9	34	1	79.14
54059	BHOPAL	MADHYA PRADESH	BARWANI	302	HINDI CORE	44	44	0	0	0	0	0	0	5	29	10	83.16
			BARWANI Average														81.46
54060	BHOPAL	MADHYA PRADESH	SHAHDOL	041	MATHEMATICS	25	25	0	0	0	0	2	1	13	3	6	72.56
54060	BHOPAL	MADHYA PRADESH	SHAHDOL	042	PHYSICS	36	36	0	0	0	0	0	4	10	10	12	78.64
54060	BHOPAL	MADHYA PRADESH	SHAHDOL	043	CHEMISTRY	36	36	0	0	0	0	0	0	5	19	12	85.14
54060	BHOPAL	MADHYA PRADESH	SHAHDOL	044	BIOLOGY	11	11	0	0	0	0	0	1	5	2	3	74.73
54060	BHOPAL	MADHYA PRADESH	SHAHDOL	301	ENGLISH CORE	36	36	0	0	0	0	0	4	7	22	3	77.58
54060	BHOPAL	MADHYA PRADESH	SHAHDOL	302	HINDI CORE	36	36	0	0	0	0	0	0	12	14	10	80.86
			SHAHDOL Average														78.25
54061	BHOPAL	MADHYA PRADESH	GUNA	027	HISTORY	27	27	0	0	0	0	0	0	3	13	11	85.93
54061	BHOPAL	MADHYA PRADESH	GUNA	029	GEOGRAPHY	27	27	0	0	0	0	0	0	2	17	8	85.63
54061	BHOPAL	MADHYA PRADESH	GUNA	030	ECONOMICS	27	27	0	0	0	0	0	2	13	10	2	72.74
54061	BHOPAL	MADHYA PRADESH	GUNA	041	MATHEMATICS	15	15	0	0	0	0	0	0	3	9	3	80.87
54061	BHOPAL	MADHYA PRADESH	GUNA	042	PHYSICS	22	22	0	0	0	0	0	1	5	11	5	80.36
54061	BHOPAL	MADHYA PRADESH	GUNA	043	CHEMISTRY	22	22	0	0	0	0	0	0	6	9	7	82.68
54061	BHOPAL	MADHYA PRADESH	GUNA	044	BIOLOGY	7	7	0	0	0	0	0	0	0	1	6	94.71
54061	BHOPAL	MADHYA PRADESH	GUNA	301	ENGLISH CORE	49	49	0	0	0	0	0	0	12	31	6	80.10
54061	BHOPAL	MADHYA PRADESH	GUNA	302	HINDI CORE	49	49	0	0	0	0	0	0	7	29	13	83.65
			GUNA Average														82.96
54062	BHOPAL	MADHYA PRADESH	BURHANPUR	041	MATHEMATICS	19	19	0	0	0	0	4	1	4	5	5	72.11
54062	BHOPAL	MADHYA PRADESH	BURHANPUR	042	PHYSICS	36	35	1	0	0	0	3	6	16	8	2	66.69
54062	BHOPAL	MADHYA PRADESH	BURHANPUR	043	CHEMISTRY	36	36	0	0	0	0	1	5	16	8	6	73.22
54062	BHOPAL	MADHYA PRADESH	BURHANPUR	044	BIOLOGY	17	17	0	0	0	0	0	0	3	10	4	83.00
54062	BHOPAL	MADHYA PRADESH	BURHANPUR	301	ENGLISH CORE	36	36	0	0	0	0	1	1	15	15	4	75.17
54062	BHOPAL	MADHYA PRADESH	BURHANPUR	302	HINDI CORE	36	36	0	0	0	0	1	2	15	14	4	74.75
			BURHANPUR Average														74.16
54063	BHOPAL	MADHYA PRADESH	UMARIA	041	MATHEMATICS	23	23	0	0	0	0	0	0	9	8	6	79.22
54063	BHOPAL	MADHYA PRADESH	UMARIA	042	PHYSICS	42	42	0	0	0	0	0	2	17	16	7	78.10
54063	BHOPAL	MADHYA PRADESH	UMARIA	043	CHEMISTRY	42	42	0	0	0	0	0	0	6	17	19	86.48
54063	BHOPAL	MADHYA PRADESH	UMARIA	044	BIOLOGY	19	19	0	0	0	0	0	0	4	6	9	84.37
54063	BHOPAL	MADHYA PRADESH	UMARIA	301	ENGLISH CORE	42	42	0	0	0	0	0	0	0	24	18	86.40
54063	BHOPAL	MADHYA PRADESH	UMARIA	302	HINDI CORE	42	42	0	0	0	0	0	0	7	22	13	84.62
			UMARIA Average														83.20
54065	BHOPAL	MADHYA PRADESH	UJJAIN - II	030	ECONOMICS	18	18	0	0	0	0	0	1	8	5	4	76.17
54065	BHOPAL	MADHYA PRADESH	UJJAIN - II	041	MATHEMATICS	21	21	0	0	0	0	0	1	7	6	7	81.19
54065	BHOPAL	MADHYA PRADESH	UJJAIN - II	042	PHYSICS	30	30	0	0	0	0	0	0	11	10	9	80.57
54065	BHOPAL	MADHYA PRADESH	UJJAIN - II	043	CHEMISTRY	30	30	0	0	0	0	0	1	10	6	13	80.63
54065	BHOPAL	MADHYA PRADESH	UJJAIN - II	044	BIOLOGY	9	9	0	0	0	0	0	0	0	3	6	89.67
54065	BHOPAL	MADHYA PRADESH	UJJAIN - II	054	BUSINESS STUDIES	18	18	0	0	0	0	0	0	7	6	5	81.17
54065	BHOPAL	MADHYA PRADESH	UJJAIN - II	055	ACCOUNTANCY	18	18	0	0	0	0	0	6	4	3	5	72.11
54065	BHOPAL	MADHYA PRADESH	UJJAIN - II	301	ENGLISH CORE	48	48	0	0	0	0	0	0	5	26	17	85.35
54065	BHOPAL	MADHYA PRADESH	UJJAIN - II	302	HINDI CORE	48	48	0	0	0	0	0	0	11	19	18	83.56
			UJJAIN - II Average														81.16
23560	CHANDIGAR	J&K	JAMMU- I	041	MATHEMATICS	27	27	0	0	0	0	0	1	5	10	11	84.00
23560	CHANDIGAR	J&K	JAMMU- I	042	PHYSICS	41	41	0	0	0	0	0	0	13	20	8	81.07
23560	CHANDIGAR	J&K	JAMMU- I	043	CHEMISTRY	41	40	1	0	0	0	0	8	23	8	1	67.56
23560	CHANDIGAR	J&K	JAMMU- I	044	BIOLOGY	14	14	0	0	0	0	0	0	2	5	7	85.50
23560	CHANDIGAR	J&K	JAMMU- I	283	COMPUTER SCIENCE	20	20	0	0	0	0	0	0	1	13	6	85.45
23560	CHANDIGAR	J&K	JAMMU- I	301	ENGLISH CORE	41	41	0	0	0	0	0	0	6	24	11	84.93

SCH CODE	REGION	STATE	JNV	SUB CODE	SUBJ NAME	APPEARED	PASSED	FAILED	ABSENT	L33	e33l40	e40l50	e50l60	e60l75	e75l90	e90a	Subj. Avg
23560	CHANDIGAR	J&K	JAMMU- I	302	HINDI CORE	21	21	0	0	0	0	0	0	4	15	2	82.05
			JAMMU- I Average														81.51
23563	CHANDIGAR	J&K	REASI	027	HISTORY	41	41	0	0	0	0	0	2	7	21	11	81.83
23563	CHANDIGAR	J&K	REASI	029	GEOGRAPHY	41	41	0	0	0	0	0	0	9	18	14	84.22
23563	CHANDIGAR	J&K	REASI	030	ECONOMICS	41	41	0	0	0	0	7	16	13	5	0	60.63
23563	CHANDIGAR	J&K	REASI	041	MATHEMATICS	9	8	1	0	0	0	1	3	4	0	0	54.11
23563	CHANDIGAR	J&K	REASI	042	PHYSICS	14	14	0	0	0	0	0	2	9	3	0	69.21
23563	CHANDIGAR	J&K	REASI	043	CHEMISTRY	14	14	0	0	0	0	0	3	10	1	0	66.14
23563	CHANDIGAR	J&K	REASI	044	BIOLOGY	8	8	0	0	0	0	0	0	2	3	3	81.50
23563	CHANDIGAR	J&K	REASI	301	ENGLISH CORE	55	55	0	0	0	0	0	2	12	24	17	81.95
23563	CHANDIGAR	J&K	REASI	302	HINDI CORE	52	52	0	0	0	0	0	1	16	27	8	79.52
			REASI Average														73.23
24501	CHANDIGAR	PB	SANGRUR	030	ECONOMICS	34	34	0	0	0	0	0	0	3	14	17	87.79
24501	CHANDIGAR	PB	SANGRUR	041	MATHEMATICS	28	28	0	0	0	0	0	2	11	7	8	77.50
24501	CHANDIGAR	PB	SANGRUR	042	PHYSICS	35	35	0	0	0	0	0	0	5	22	8	83.63
24501	CHANDIGAR	PB	SANGRUR	043	CHEMISTRY	35	35	0	0	0	0	0	0	12	13	10	80.94
24501	CHANDIGAR	PB	SANGRUR	044	BIOLOGY	14	14	0	0	0	0	0	0	0	3	11	91.29
24501	CHANDIGAR	PB	SANGRUR	054	BUSINESS STUDIES	34	34	0	0	0	0	0	0	2	17	15	87.59
24501	CHANDIGAR	PB	SANGRUR	055	ACCOUNTANCY	34	34	0	0	0	0	0	2	13	10	9	78.56
24501	CHANDIGAR	PB	SANGRUR	301	ENGLISH CORE	69	69	0	0	0	0	0	2	8	37	22	83.75
24501	CHANDIGAR	PB	SANGRUR	302	HINDI CORE	62	62	0	0	0	0	0	0	3	36	23	86.31
			SANGRUR Average														84.15
24502	CHANDIGAR	PB	F/SAHIB	027	HISTORY	38	38	0	0	0	0	0	3	10	19	6	78.47
24502	CHANDIGAR	PB	F/SAHIB	029	GEOGRAPHY	38	38	0	0	0	0	0	1	8	23	6	80.26
24502	CHANDIGAR	PB	F/SAHIB	030	ECONOMICS	38	38	0	0	0	0	2	5	12	18	1	71.45
24502	CHANDIGAR	PB	F/SAHIB	041	MATHEMATICS	10	10	0	0	0	0	3	2	4	0	1	58.50
24502	CHANDIGAR	PB	F/SAHIB	042	PHYSICS	19	19	0	0	0	0	0	0	10	8	1	74.95
24502	CHANDIGAR	PB	F/SAHIB	043	CHEMISTRY	19	19	0	0	0	0	0	4	9	5	1	67.74
24502	CHANDIGAR	PB	F/SAHIB	044	BIOLOGY	9	9	0	0	0	0	0	0	2	5	2	80.56
24502	CHANDIGAR	PB	F/SAHIB	283	COMPUTER SCIENCE	11	11	0	0	0	0	0	0	3	6	2	79.91
24502	CHANDIGAR	PB	F/SAHIB	301	ENGLISH CORE	57	57	0	0	0	0	2	7	13	28	7	75.40
24502	CHANDIGAR	PB	F/SAHIB	302	HINDI CORE	46	46	0	0	0	0	0	2	15	23	6	78.39
			F/SAHIB Average														74.56
24503	CHANDIGAR	PB	MUKTSAR	027	HISTORY	36	36	0	0	0	0	0	2	6	20	8	80.94
24503	CHANDIGAR	PB	MUKTSAR	029	GEOGRAPHY	36	36	0	0	0	0	0	0	6	21	9	82.67
24503	CHANDIGAR	PB	MUKTSAR	030	ECONOMICS	36	36	0	0	0	0	0	3	14	14	5	75.25
24503	CHANDIGAR	PB	MUKTSAR	041	MATHEMATICS	25	25	0	0	0	0	1	3	10	9	2	72.56
24503	CHANDIGAR	PB	MUKTSAR	042	PHYSICS	34	34	0	0	0	0	0	1	16	14	3	75.62
24503	CHANDIGAR	PB	MUKTSAR	043	CHEMISTRY	34	34	0	0	0	0	0	1	17	12	4	77.21
24503	CHANDIGAR	PB	MUKTSAR	044	BIOLOGY	9	9	0	0	0	0	0	0	0	4	5	87.11
24503	CHANDIGAR	PB	MUKTSAR	083	COMPUTER SCIENCE	33	33	0	0	0	0	0	0	3	23	7	83.00
24503	CHANDIGAR	PB	MUKTSAR	301	ENGLISH CORE	70	70	0	0	0	0	1	3	22	42	2	76.03
24503	CHANDIGAR	PB	MUKTSAR	302	HINDI CORE	37	37	0	0	0	0	0	1	12	19	5	77.97
			MUKTSAR Average														78.84
24504	CHANDIGAR	PB	PATIALA	027	HISTORY	37	37	0	0	0	0	0	0	5	22	10	84.14
24504	CHANDIGAR	PB	PATIALA	029	GEOGRAPHY	37	37	0	0	0	0	0	0	6	25	6	82.14
24504	CHANDIGAR	PB	PATIALA	030	ECONOMICS	37	37	0	0	0	0	0	4	18	15	0	72.22
24504	CHANDIGAR	PB	PATIALA	041	MATHEMATICS	16	15	1	1	0	0	1	2	10	2	0	62.81
24504	CHANDIGAR	PB	PATIALA	042	PHYSICS	20	20	0	1	0	0	0	0	5	14	1	77.10
24504	CHANDIGAR	PB	PATIALA	043	CHEMISTRY	20	20	0	1	0	0	0	1	10	8	1	76.40
24504	CHANDIGAR	PB	PATIALA	044	BIOLOGY	4	4	0	0	0	0	0	0	0	2	2	86.50

SCH CODE	REGION	STATE	JNV	SUB CODE	SUBJ NAME	APPEARED	PASSED	FAILED	ABSENT	L33	e33l40	e40l50	e50l60	e60l75	e75l90	e90a	Subj. Avg
24504	CHANDIGAR	PB	PATIALA	083	COMPUTER SCIENCE	18	18	0	0	0	0	0	0	2	12	4	83.28
24504	CHANDIGAR	PB	PATIALA	301	ENGLISH CORE	57	57	0	1	0	0	0	5	23	23	6	74.93
24504	CHANDIGAR	PB	PATIALA	302	HINDI CORE	39	39	0	1	0	0	0	0	12	23	4	78.95
			PATIALA Average														77.85
24505	CHANDIGAR	PB	KAPURTHALA	027	HISTORY	38	38	0	0	0	0	0	4	14	19	1	73.84
24505	CHANDIGAR	PB	KAPURTHALA	029	GEOGRAPHY	38	38	0	0	0	0	0	0	12	21	5	78.53
24505	CHANDIGAR	PB	KAPURTHALA	030	ECONOMICS	38	37	1	0	0	0	3	14	15	5	0	62.45
24505	CHANDIGAR	PB	KAPURTHALA	034	HIND MUSIC.VOCAL	9	9	0	0	0	0	0	0	0	3	6	92.89
24505	CHANDIGAR	PB	KAPURTHALA	041	MATHEMATICS	12	12	0	0	0	0	1	2	4	4	1	69.67
24505	CHANDIGAR	PB	KAPURTHALA	042	PHYSICS	24	24	0	0	0	0	0	0	9	13	2	78.13
24505	CHANDIGAR	PB	KAPURTHALA	043	CHEMISTRY	24	24	0	0	0	0	0	2	18	3	1	69.13
24505	CHANDIGAR	PB	KAPURTHALA	044	BIOLOGY	12	12	0	0	0	0	0	1	5	4	2	75.33
24505	CHANDIGAR	PB	KAPURTHALA	301	ENGLISH CORE	62	62	0	0	0	0	0	6	16	26	14	78.89
24505	CHANDIGAR	PB	KAPURTHALA	302	HINDI CORE	53	53	0	0	0	0	0	1	23	25	4	76.13
			KAPURTHALA Average														75.50
24506	CHANDIGAR	PB	SBS NAGAR	027	HISTORY	38	38	0	0	0	0	0	1	14	22	1	76.34
24506	CHANDIGAR	PB	SBS NAGAR	029	GEOGRAPHY	38	38	0	0	0	0	0	0	17	20	1	74.95
24506	CHANDIGAR	PB	SBS NAGAR	030	ECONOMICS	38	35	3	0	0	0	1	10	22	2	0	60.24
24506	CHANDIGAR	PB	SBS NAGAR	041	MATHEMATICS	11	11	0	0	0	0	1	1	3	5	1	74.09
24506	CHANDIGAR	PB	SBS NAGAR	042	PHYSICS	21	21	0	0	0	0	0	2	8	9	2	74.67
24506	CHANDIGAR	PB	SBS NAGAR	043	CHEMISTRY	21	21	0	0	0	0	0	3	14	2	2	68.71
24506	CHANDIGAR	PB	SBS NAGAR	044	BIOLOGY	10	10	0	0	0	0	0	1	4	3	2	74.70
24506	CHANDIGAR	PB	SBS NAGAR	283	COMPUTER SCIENCE	24	24	0	0	0	0	0	0	8	13	3	76.96
24506	CHANDIGAR	PB	SBS NAGAR	301	ENGLISH CORE	59	59	0	0	0	0	0	14	22	19	4	70.59
24506	CHANDIGAR	PB	SBS NAGAR	302	HINDI CORE	35	35	0	0	0	0	0	2	17	16	0	72.74
			SBS NAGAR Average														72.40
24507	CHANDIGAR	PB	TARAN TARAN	027	HISTORY	35	35	0	1	0	0	0	0	16	18	1	74.17
24507	CHANDIGAR	PB	TARAN TARAN	029	GEOGRAPHY	35	35	0	1	0	0	0	0	11	22	2	78.83
24507	CHANDIGAR	PB	TARAN TARAN	030	ECONOMICS	35	35	0	1	0	0	1	2	14	15	3	73.60
24507	CHANDIGAR	PB	TARAN TARAN	041	MATHEMATICS	15	15	0	0	0	0	0	1	4	9	1	76.53
24507	CHANDIGAR	PB	TARAN TARAN	042	PHYSICS	36	36	0	0	0	0	0	0	12	21	3	78.39
24507	CHANDIGAR	PB	TARAN TARAN	043	CHEMISTRY	36	36	0	0	0	0	0	2	18	15	1	73.81
24507	CHANDIGAR	PB	TARAN TARAN	044	BIOLOGY	21	21	0	0	0	0	0	0	2	12	7	86.24
24507	CHANDIGAR	PB	TARAN TARAN	283	COMPUTER SCIENCE	16	16	0	0	0	0	0	0	1	14	1	83.13
24507	CHANDIGAR	PB	TARAN TARAN	301	ENGLISH CORE	71	71	0	1	0	0	0	4	21	42	4	76.14
24507	CHANDIGAR	PB	TARAN TARAN	302	HINDI CORE	55	55	0	1	0	0	0	0	20	33	2	76.44
			TARAN TARAN Average														77.73
24508	CHANDIGAR	PB	ROPAR	030	ECONOMICS	26	26	0	0	0	0	0	1	5	11	9	82.50
24508	CHANDIGAR	PB	ROPAR	041	MATHEMATICS	28	28	0	0	0	0	2	5	11	5	5	70.36
24508	CHANDIGAR	PB	ROPAR	042	PHYSICS	33	33	0	0	0	0	0	1	17	12	3	74.24
24508	CHANDIGAR	PB	ROPAR	043	CHEMISTRY	33	33	0	0	0	0	0	0	8	18	7	81.03
24508	CHANDIGAR	PB	ROPAR	044	BIOLOGY	12	12	0	0	0	0	0	0	2	1	9	90.08
24508	CHANDIGAR	PB	ROPAR	054	BUSINESS STUDIES	39	39	0	0	0	0	0	1	8	25	5	79.72
24508	CHANDIGAR	PB	ROPAR	055	ACCOUNTANCY	39	39	0	0	0	0	6	18	10	3	2	59.51
24508	CHANDIGAR	PB	ROPAR	283	COMPUTER SCIENCE	23	23	0	0	0	0	0	0	5	13	5	80.43
24508	CHANDIGAR	PB	ROPAR	301	ENGLISH CORE	72	72	0	0	0	0	1	3	22	41	5	76.47
24508	CHANDIGAR	PB	ROPAR	302	HINDI CORE	29	29	0	0	0	0	0	0	5	22	2	81.69
24508	CHANDIGAR	PB	ROPAR	805	FINANCIAL MARKETS	13	13	0	0	0	0	0	0	1	5	7	87.85
24508	CHANDIGAR	PB	ROPAR	811	BANKING	13	13	0	0	0	0	0	0	0	8	5	87.23
			ROPAR Average														79.26
24509	CHANDIGAR	PB	PATHANKOT	030	ECONOMICS	40	40	0	0	0	0	1	3	15	13	8	76.35

SCH CODE	REGION	STATE	JNV	SUB CODE	SUBJ NAME	APPEARED	PASSED	FAILED	ABSENT	L33	e33l40	e40l50	e50l60	e60l75	e75l90	e90a	Subj. Avg
24509	CHANDIGAR	PB	PATHANKOT	041	MATHEMATICS	23	23	0	0	0	0	0	0	1	15	7	85.74
24509	CHANDIGAR	PB	PATHANKOT	042	PHYSICS	39	39	0	0	0	0	0	0	12	22	5	78.90
24509	CHANDIGAR	PB	PATHANKOT	043	CHEMISTRY	39	39	0	0	0	0	0	0	3	13	23	87.90
24509	CHANDIGAR	PB	PATHANKOT	044	BIOLOGY	16	16	0	0	0	0	0	0	0	6	10	90.19
24509	CHANDIGAR	PB	PATHANKOT	045	BIOTECHNOLOGY	16	16	0	0	0	0	0	0	0	8	8	88.13
24509	CHANDIGAR	PB	PATHANKOT	054	BUSINESS STUDIES	40	40	0	0	0	0	0	1	14	17	8	79.10
24509	CHANDIGAR	PB	PATHANKOT	055	ACCOUNTANCY	40	40	0	0	0	0	1	8	13	12	6	72.30
24509	CHANDIGAR	PB	PATHANKOT	283	COMPUTER SCIENCE	16	16	0	0	0	0	0	0	0	8	8	88.44
24509	CHANDIGAR	PB	PATHANKOT	301	ENGLISH CORE	79	79	0	0	0	0	0	0	17	52	10	80.66
24509	CHANDIGAR	PB	PATHANKOT	302	HINDI CORE	47	47	0	0	0	0	0	1	12	23	11	81.11
			PATHANKOT Average														82.62
24510	CHANDIGAR	PB	FEROZPUR	027	HISTORY	37	37	0	0	0	0	0	0	3	15	19	87.78
24510	CHANDIGAR	PB	FEROZPUR	029	GEOGRAPHY	37	37	0	0	0	0	0	0	3	22	12	85.00
24510	CHANDIGAR	PB	FEROZPUR	030	ECONOMICS	37	37	0	0	0	0	2	1	14	20	0	73.73
24510	CHANDIGAR	PB	FEROZPUR	041	MATHEMATICS	23	23	0	0	0	0	0	0	7	13	3	79.87
24510	CHANDIGAR	PB	FEROZPUR	042	PHYSICS	31	31	0	0	0	0	0	0	19	12	0	72.71
24510	CHANDIGAR	PB	FEROZPUR	043	CHEMISTRY	31	31	0	0	0	0	0	1	23	7	0	71.45
24510	CHANDIGAR	PB	FEROZPUR	044	BIOLOGY	8	8	0	0	0	0	0	2	4	2	0	65.88
24510	CHANDIGAR	PB	FEROZPUR	265	INFORMATICS PRAC.	36	36	0	0	0	0	0	0	5	27	4	81.97
24510	CHANDIGAR	PB	FEROZPUR	301	ENGLISH CORE	68	68	0	0	0	0	1	6	15	31	15	78.41
24510	CHANDIGAR	PB	FEROZPUR	302	HINDI CORE	32	32	0	0	0	0	0	0	6	21	5	81.78
			FEROZPUR Average														77.86
24511	CHANDIGAR	PB	BHATINDA	027	HISTORY	38	38	0	0	0	0	0	0	5	27	6	83.37
24511	CHANDIGAR	PB	BHATINDA	029	GEOGRAPHY	38	38	0	0	0	0	0	0	6	28	4	81.37
24511	CHANDIGAR	PB	BHATINDA	030	ECONOMICS	38	37	1	0	0	0	0	18	17	2	0	62.16
24511	CHANDIGAR	PB	BHATINDA	041	MATHEMATICS	27	27	0	1	0	0	0	4	8	10	5	75.59
24511	CHANDIGAR	PB	BHATINDA	042	PHYSICS	36	36	0	2	0	0	0	0	12	18	6	79.06
24511	CHANDIGAR	PB	BHATINDA	043	CHEMISTRY	36	36	0	2	0	0	0	5	17	8	6	72.89
24511	CHANDIGAR	PB	BHATINDA	044	BIOLOGY	9	9	0	1	0	0	0	0	4	1	4	82.89
24511	CHANDIGAR	PB	BHATINDA	301	ENGLISH CORE	74	74	0	2	0	0	1	5	26	31	11	77.62
24511	CHANDIGAR	PB	BHATINDA	302	HINDI CORE	74	74	0	2	0	0	0	0	25	39	10	78.85
			BHATINDA Average														77.09
24512	CHANDIGAR	PB	JALLANDHAR	027	HISTORY	35	35	0	0	0	0	0	0	13	16	6	77.91
24512	CHANDIGAR	PB	JALLANDHAR	029	GEOGRAPHY	35	35	0	0	0	0	0	0	2	22	11	85.97
24512	CHANDIGAR	PB	JALLANDHAR	030	ECONOMICS	35	35	0	0	0	0	0	0	12	21	2	77.54
24512	CHANDIGAR	PB	JALLANDHAR	041	MATHEMATICS	16	15	1	0	0	0	2	6	5	1	1	60.31
24512	CHANDIGAR	PB	JALLANDHAR	042	PHYSICS	27	27	0	0	0	0	0	7	13	6	1	68.81
24512	CHANDIGAR	PB	JALLANDHAR	043	CHEMISTRY	27	27	0	0	0	0	0	1	13	11	2	75.00
24512	CHANDIGAR	PB	JALLANDHAR	044	BIOLOGY	11	11	0	0	0	0	0	1	3	7	0	75.27
24512	CHANDIGAR	PB	JALLANDHAR	083	COMPUTER SCIENCE	27	27	0	0	0	0	0	0	5	17	5	81.26
24512	CHANDIGAR	PB	JALLANDHAR	301	ENGLISH CORE	62	62	0	0	0	0	0	1	4	29	28	86.24
24512	CHANDIGAR	PB	JALLANDHAR	302	HINDI CORE	35	35	0	0	0	0	0	0	6	24	5	82.03
			JALLANDHAR Average														77.03
24513	CHANDIGAR	PB	MANSA	027	HISTORY	37	37	0	0	0	0	0	0	6	20	11	84.22
24513	CHANDIGAR	PB	MANSA	029	GEOGRAPHY	37	37	0	0	0	0	0	0	6	25	6	80.65
24513	CHANDIGAR	PB	MANSA	030	ECONOMICS	37	37	0	0	0	0	4	12	14	5	2	63.19
24513	CHANDIGAR	PB	MANSA	041	MATHEMATICS	18	17	1	0	0	0	1	5	9	2	0	60.39
24513	CHANDIGAR	PB	MANSA	042	PHYSICS	23	23	0	0	0	0	0	1	15	7	0	72.13
24513	CHANDIGAR	PB	MANSA	043	CHEMISTRY	23	23	0	0	0	0	0	8	10	4	1	67.39
24513	CHANDIGAR	PB	MANSA	044	BIOLOGY	5	5	0	0	0	0	0	0	0	3	2	86.60
24513	CHANDIGAR	PB	MANSA	283	COMPUTER SCIENCE	25	25	0	0	0	0	0	0	10	13	2	77.08

SCH CODE	REGION	STATE	JNV	SUB CODE	SUBJ NAME	APPEARED	PASSED	FAILED	ABSENT	L33	e33l40	e40l50	e50l60	e60l75	e75l90	e90a	Subj. Avg
24513	CHANDIGAR	PB	MANSA	301	ENGLISH CORE	60	60	0	0	0	0	0	4	23	29	4	75.18
24513	CHANDIGAR	PB	MANSA	302	HINDI CORE	35	35	0	0	0	0	0	0	16	16	3	76.49
			MANSA Average														74.33
24514	CHANDIGAR	PB	MOGA	030	ECONOMICS	29	29	0	0	0	0	1	2	8	10	8	80.10
24514	CHANDIGAR	PB	MOGA	041	MATHEMATICS	26	26	0	0	0	0	3	5	6	10	2	69.77
24514	CHANDIGAR	PB	MOGA	042	PHYSICS	27	27	0	0	0	0	0	9	11	6	1	66.78
24514	CHANDIGAR	PB	MOGA	043	CHEMISTRY	27	27	0	0	0	0	0	7	8	10	2	70.41
24514	CHANDIGAR	PB	MOGA	044	BIOLOGY	10	8	2	0	0	0	0	3	4	1	0	62.20
24514	CHANDIGAR	PB	MOGA	054	BUSINESS STUDIES	29	29	0	0	0	0	0	1	6	15	7	82.24
24514	CHANDIGAR	PB	MOGA	055	ACCOUNTANCY	29	29	0	0	0	0	0	4	9	11	5	75.97
24514	CHANDIGAR	PB	MOGA	283	COMPUTER SCIENCE	12	12	0	0	0	0	0	0	0	8	4	86.00
24514	CHANDIGAR	PB	MOGA	301	ENGLISH CORE	56	56	0	0	0	0	0	1	14	26	15	81.36
24514	CHANDIGAR	PB	MOGA	302	HINDI CORE	35	35	0	0	0	0	0	6	7	18	4	76.74
			MOGA Average														75.16
24515	CHANDIGAR	PB	HOSHIARPUR	030	ECONOMICS	30	30	0	0	0	0	0	3	7	17	3	77.77
24515	CHANDIGAR	PB	HOSHIARPUR	041	MATHEMATICS	24	24	0	0	0	0	1	4	9	7	3	71.38
24515	CHANDIGAR	PB	HOSHIARPUR	042	PHYSICS	36	36	0	0	0	0	0	0	7	23	6	81.67
24515	CHANDIGAR	PB	HOSHIARPUR	043	CHEMISTRY	36	36	0	0	0	0	0	0	12	16	8	80.11
24515	CHANDIGAR	PB	HOSHIARPUR	044	BIOLOGY	12	12	0	0	0	0	0	0	2	1	9	89.67
24515	CHANDIGAR	PB	HOSHIARPUR	054	BUSINESS STUDIES	30	30	0	0	0	0	0	0	7	16	7	81.80
24515	CHANDIGAR	PB	HOSHIARPUR	055	ACCOUNTANCY	30	30	0	0	0	0	0	3	12	11	4	75.03
24515	CHANDIGAR	PB	HOSHIARPUR	301	ENGLISH CORE	66	66	0	0	0	0	0	1	5	32	28	86.05
24515	CHANDIGAR	PB	HOSHIARPUR	302	HINDI CORE	66	66	0	0	0	0	0	1	13	36	16	82.97
			HOSHIARPUR Average														80.72
24516	CHANDIGAR	PB	LUDHIANA	027	HISTORY	21	21	0	0	0	0	0	0	6	10	5	82.57
24516	CHANDIGAR	PB	LUDHIANA	041	MATHEMATICS	26	26	0	0	0	0	0	3	10	8	5	76.12
24516	CHANDIGAR	PB	LUDHIANA	042	PHYSICS	39	39	0	0	0	0	0	1	14	18	6	77.41
24516	CHANDIGAR	PB	LUDHIANA	043	CHEMISTRY	39	39	0	0	0	0	0	8	18	11	2	69.69
24516	CHANDIGAR	PB	LUDHIANA	044	BIOLOGY	13	13	0	0	0	0	0	1	2	3	7	84.08
24516	CHANDIGAR	PB	LUDHIANA	283	COMPUTER SCIENCE	20	20	0	0	0	0	0	0	1	16	3	82.95
24516	CHANDIGAR	PB	LUDHIANA	301	ENGLISH CORE	60	60	0	0	0	0	0	0	8	40	12	83.45
24516	CHANDIGAR	PB	LUDHIANA	302	HINDI CORE	40	40	0	0	0	0	0	0	9	26	5	81.33
24516	CHANDIGAR	PB	LUDHIANA	809	FOOD PRODUCTION	21	21	0	0	0	0	0	0	10	11	0	74.95
24516	CHANDIGAR	PB	LUDHIANA	810	FRONT OFFICE OPERA	21	21	0	0	0	0	0	0	0	8	13	90.67
			LUDHIANA Average														80.32
24517	CHANDIGAR	PB	FARIDKOT	030	ECONOMICS	30	30	0	0	0	0	0	1	14	12	3	75.57
24517	CHANDIGAR	PB	FARIDKOT	041	MATHEMATICS	10	10	0	0	0	0	0	0	4	4	2	76.30
24517	CHANDIGAR	PB	FARIDKOT	042	PHYSICS	17	17	0	0	0	0	0	5	10	2	0	65.71
24517	CHANDIGAR	PB	FARIDKOT	043	CHEMISTRY	17	17	0	0	0	0	0	0	3	11	3	82.18
24517	CHANDIGAR	PB	FARIDKOT	044	BIOLOGY	7	7	0	0	0	0	0	1	3	3	0	72.14
24517	CHANDIGAR	PB	FARIDKOT	054	BUSINESS STUDIES	30	30	0	0	0	0	0	0	4	22	4	81.97
24517	CHANDIGAR	PB	FARIDKOT	055	ACCOUNTANCY	30	30	0	0	0	0	1	5	7	14	3	73.87
24517	CHANDIGAR	PB	FARIDKOT	301	ENGLISH CORE	47	47	0	0	0	0	0	0	6	22	19	86.09
24517	CHANDIGAR	PB	FARIDKOT	302	HINDI CORE	47	47	0	0	0	0	0	0	8	31	8	81.55
			FARIDKOT Average														77.26
24518	CHANDIGAR	PB	AMRITSAR -I	030	ECONOMICS	35	35	0	1	0	0	3	1	14	14	2	70.11
24518	CHANDIGAR	PB	AMRITSAR -I	041	MATHEMATICS	23	23	0	0	0	0	2	2	10	8	1	68.35
24518	CHANDIGAR	PB	AMRITSAR -I	042	PHYSICS	31	31	0	0	0	0	0	0	10	20	1	78.48
24518	CHANDIGAR	PB	AMRITSAR -I	043	CHEMISTRY	31	31	0	0	0	0	0	5	13	11	2	72.10
24518	CHANDIGAR	PB	AMRITSAR -I	044	BIOLOGY	8	8	0	0	0	0	0	1	2	2	3	78.00
24518	CHANDIGAR	PB	AMRITSAR -I	054	BUSINESS STUDIES	35	35	0	1	0	0	0	1	14	17	2	75.03

SCH CODE	REGION	STATE	JNV	SUB CODE	SUBJ NAME	APPEARED	PASSED	FAILED	ABSENT	L33	e33l40	e40l50	e50l60	e60l75	e75l90	e90a	Subj. Avg
24518	CHANDIGAR	PB	AMRITSAR -I	055	ACCOUNTANCY	35	34	1	1	0	0	4	12	7	10	0	63.40
24518	CHANDIGAR	PB	AMRITSAR -I	283	COMPUTER SCIENCE	41	41	0	0	0	0	0	0	10	26	4	79.90
24518	CHANDIGAR	PB	AMRITSAR -I	301	ENGLISH CORE	66	66	0	1	0	0	1	0	14	38	12	79.12
24518	CHANDIGAR	PB	AMRITSAR -I	302	HINDI CORE	25	25	0	1	0	0	0	1	14	8	2	74.56
			AMRITSAR -I Average														73.91
24519	CHANDIGAR	PB	BARNALA	041	MATHEMATICS	16	16	0	0	0	0	0	2	4	7	3	78.88
24519	CHANDIGAR	PB	BARNALA	042	PHYSICS	30	30	0	0	0	0	0	1	16	13	0	73.63
24519	CHANDIGAR	PB	BARNALA	043	CHEMISTRY	30	30	0	0	0	0	0	0	10	11	9	80.90
24519	CHANDIGAR	PB	BARNALA	044	BIOLOGY	14	14	0	0	0	0	0	0	4	3	7	85.14
24519	CHANDIGAR	PB	BARNALA	301	ENGLISH CORE	30	30	0	0	0	0	0	0	6	16	8	82.83
24519	CHANDIGAR	PB	BARNALA	302	HINDI CORE	30	30	0	0	0	0	0	0	7	19	4	81.30
			BARNALA Average														80.45
24520	CHANDIGAR	PB	MOHALI	027	HISTORY	37	37	0	0	0	0	0	1	6	25	5	80.89
24520	CHANDIGAR	PB	MOHALI	029	GEOGRAPHY	37	37	0	0	0	0	0	0	2	24	11	85.73
24520	CHANDIGAR	PB	MOHALI	030	ECONOMICS	37	37	0	0	0	0	0	1	17	16	3	74.70
24520	CHANDIGAR	PB	MOHALI	041	MATHEMATICS	22	22	0	0	0	0	1	7	9	4	1	66.82
24520	CHANDIGAR	PB	MOHALI	042	PHYSICS	29	29	0	0	0	0	0	0	9	18	2	77.41
24520	CHANDIGAR	PB	MOHALI	043	CHEMISTRY	29	29	0	0	0	0	0	4	16	7	2	71.14
24520	CHANDIGAR	PB	MOHALI	044	BIOLOGY	7	7	0	0	0	0	0	0	0	2	5	92.14
24520	CHANDIGAR	PB	MOHALI	283	COMPUTER SCIENCE	25	25	0	0	0	0	0	0	3	17	5	81.92
24520	CHANDIGAR	PB	MOHALI	301	ENGLISH CORE	66	66	0	0	0	0	0	0	8	38	20	84.29
24520	CHANDIGAR	PB	MOHALI	302	HINDI CORE	41	41	0	0	0	0	0	0	5	27	9	83.15
			MOHALI Average														79.82
24521	CHANDIGAR	PB	AMRITSAR-II	041	MATHEMATICS	3	3	0	0	0	0	2	1	0	0	0	50.33
24521	CHANDIGAR	PB	AMRITSAR-II	042	PHYSICS	11	11	0	0	0	0	0	4	5	2	0	63.27
24521	CHANDIGAR	PB	AMRITSAR-II	043	CHEMISTRY	11	11	0	0	0	0	0	2	7	2	0	66.64
24521	CHANDIGAR	PB	AMRITSAR-II	044	BIOLOGY	8	7	1	0	0	0	0	3	3	1	0	60.00
24521	CHANDIGAR	PB	AMRITSAR-II	301	ENGLISH CORE	11	11	0	0	0	0	0	1	3	5	2	77.91
24521	CHANDIGAR	PB	AMRITSAR-II	302	HINDI CORE	11	11	0	0	0	0	0	1	8	2	0	67.36
			AMRITSAR-II Average														64.25
24701	CHANDIGAR	PB	CHANDIGARH	027	HISTORY	25	25	0	0	0	0	0	0	9	13	3	77.84
24701	CHANDIGAR	PB	CHANDIGARH	029	GEOGRAPHY	25	25	0	0	0	0	0	0	2	17	6	85.00
24701	CHANDIGAR	PB	CHANDIGARH	030	ECONOMICS	42	42	0	0	0	0	0	0	7	21	14	83.45
24701	CHANDIGAR	PB	CHANDIGARH	034	HIND MUSIC.VOCAL	31	31	0	0	0	0	0	0	0	16	15	89.81
24701	CHANDIGAR	PB	CHANDIGARH	041	MATHEMATICS	24	24	0	0	0	0	1	5	5	6	7	74.67
24701	CHANDIGAR	PB	CHANDIGARH	042	PHYSICS	31	31	0	0	0	0	0	4	12	11	4	73.58
24701	CHANDIGAR	PB	CHANDIGARH	043	CHEMISTRY	31	31	0	0	0	0	0	0	8	10	13	84.06
24701	CHANDIGAR	PB	CHANDIGARH	044	BIOLOGY	7	7	0	0	0	0	0	0	0	1	6	92.43
24701	CHANDIGAR	PB	CHANDIGARH	048	PHYSICAL EDUCATION	23	23	0	0	0	0	0	0	2	16	5	84.96
24701	CHANDIGAR	PB	CHANDIGARH	049	PAINTING	5	5	0	0	0	0	0	0	0	0	5	95.40
24701	CHANDIGAR	PB	CHANDIGARH	054	BUSINESS STUDIES	17	17	0	0	0	0	0	0	0	12	5	86.41
24701	CHANDIGAR	PB	CHANDIGARH	055	ACCOUNTANCY	17	17	0	0	0	0	0	0	6	9	2	79.76
24701	CHANDIGAR	PB	CHANDIGARH	083	COMPUTER SCIENCE	23	23	0	0	0	0	0	0	3	9	11	86.61
24701	CHANDIGAR	PB	CHANDIGARH	301	ENGLISH CORE	73	73	0	0	0	0	1	3	20	34	15	79.01
24701	CHANDIGAR	PB	CHANDIGARH	302	HINDI CORE	59	59	0	0	0	0	0	0	7	35	17	83.44
			CHANDIGARH Average														83.76
24901	CHANDIGAR	J&K	SHOPIAN	041	MATHEMATICS	1	1	0	0	0	0	0	0	0	0	1	92.00
24901	CHANDIGAR	J&K	SHOPIAN	042	PHYSICS	9	9	0	0	0	0	0	0	6	2	1	73.56
24901	CHANDIGAR	J&K	SHOPIAN	043	CHEMISTRY	9	9	0	0	0	0	0	0	1	4	4	85.56
24901	CHANDIGAR	J&K	SHOPIAN	044	BIOLOGY	8	8	0	0	0	0	0	0	0	2	6	90.75
24901	CHANDIGAR	J&K	SHOPIAN	048	PHYSICAL EDUCATION	9	9	0	0	0	0	0	0	1	1	7	91.56

SCH CODE	REGION	STATE	JNV	SUB CODE	SUBJ NAME	APPEARED	PASSED	FAILED	ABSENT	L33	e33l40	e40l50	e50l60	e60l75	e75l90	e90a	Subj. Avg
24901	CHANDIGAR	J&K	SHOPIAN	301	ENGLISH CORE	9	9	0	0	0	0	0	0	0	1	8	93.44
			SHOPIAN Average														87.81
24902	CHANDIGAR	J&K	BARMULLA	003	URDU ELECTIVE	1	1	0	0	0	0	0	0	1	0	0	73.00
24902	CHANDIGAR	J&K	BARMULLA	030	ECONOMICS	15	13	2	0	0	0	1	3	7	1	1	61.93
24902	CHANDIGAR	J&K	BARMULLA	041	MATHEMATICS	7	6	1	0	0	0	2	1	2	1	0	56.14
24902	CHANDIGAR	J&K	BARMULLA	042	PHYSICS	13	12	1	0	0	0	0	0	6	6	0	72.46
24902	CHANDIGAR	J&K	BARMULLA	043	CHEMISTRY	13	13	0	0	0	0	0	0	4	7	2	78.31
24902	CHANDIGAR	J&K	BARMULLA	044	BIOLOGY	8	8	0	0	0	0	0	0	2	5	1	81.00
24902	CHANDIGAR	J&K	BARMULLA	048	PHYSICAL EDUCATION	22	22	0	0	0	0	0	1	3	9	9	84.23
24902	CHANDIGAR	J&K	BARMULLA	054	BUSINESS STUDIES	15	15	0	0	0	0	0	2	3	9	1	75.07
24902	CHANDIGAR	J&K	BARMULLA	055	ACCOUNTANCY	15	15	0	0	0	0	1	10	3	1	0	58.13
24902	CHANDIGAR	J&K	BARMULLA	301	ENGLISH CORE	28	28	0	0	0	0	0	1	4	15	8	83.61
24902	CHANDIGAR	J&K	BARMULLA	302	HINDI CORE	3	3	0	0	0	0	0	0	1	2	0	78.33
			BARMULLA Average														72.93
24903	CHANDIGAR	J&K	LEH	027	HISTORY	45	45	0	1	0	0	0	4	11	16	14	79.67
24903	CHANDIGAR	J&K	LEH	029	GEOGRAPHY	45	45	0	1	0	0	0	0	2	25	18	87.18
24903	CHANDIGAR	J&K	LEH	030	ECONOMICS	57	57	0	1	0	0	1	3	8	27	18	81.35
24903	CHANDIGAR	J&K	LEH	041	MATHEMATICS	29	26	3	0	0	0	4	7	8	5	2	61.55
24903	CHANDIGAR	J&K	LEH	042	PHYSICS	19	19	0	0	0	0	0	0	5	8	6	83.74
24903	CHANDIGAR	J&K	LEH	043	CHEMISTRY	19	19	0	0	0	0	0	0	4	5	10	86.58
24903	CHANDIGAR	J&K	LEH	044	BIOLOGY	8	7	1	0	0	0	0	0	3	3	1	72.88
24903	CHANDIGAR	J&K	LEH	054	BUSINESS STUDIES	12	12	0	0	0	0	0	0	1	9	2	82.75
24903	CHANDIGAR	J&K	LEH	055	ACCOUNTANCY	12	12	0	0	0	0	1	4	2	3	2	70.92
24903	CHANDIGAR	J&K	LEH	265	INFORMATICS PRAC.	39	39	0	0	0	0	0	0	1	23	15	87.13
24903	CHANDIGAR	J&K	LEH	301	ENGLISH CORE	76	76	0	1	0	0	0	0	8	54	14	82.74
24903	CHANDIGAR	J&K	LEH	302	HINDI CORE	4	4	0	0	0	0	0	0	2	1	1	78.25
24903	CHANDIGAR	J&K	LEH	303	URDU CORE	15	15	0	1	0	0	0	0	0	4	11	92.07
			LEH Average														80.52
24904	CHANDIGAR	J&K	KATHUA	027	HISTORY	36	36	0	0	0	0	1	3	5	10	17	83.72
24904	CHANDIGAR	J&K	KATHUA	029	GEOGRAPHY	37	37	0	0	0	0	0	1	6	14	16	84.54
24904	CHANDIGAR	J&K	KATHUA	030	ECONOMICS	37	36	1	0	0	0	0	5	8	20	3	75.51
24904	CHANDIGAR	J&K	KATHUA	041	MATHEMATICS	30	30	0	0	0	0	0	3	10	9	8	77.63
24904	CHANDIGAR	J&K	KATHUA	042	PHYSICS	43	43	0	0	0	0	0	3	15	14	11	77.40
24904	CHANDIGAR	J&K	KATHUA	043	CHEMISTRY	43	43	0	0	0	0	0	0	8	18	17	84.19
24904	CHANDIGAR	J&K	KATHUA	044	BIOLOGY	19	19	0	0	0	0	0	1	0	7	11	88.42
24904	CHANDIGAR	J&K	KATHUA	283	COMPUTER SCIENCE	25	25	0	0	0	0	0	0	1	13	11	85.20
24904	CHANDIGAR	J&K	KATHUA	301	ENGLISH CORE	80	80	0	0	0	0	1	2	11	27	39	85.40
24904	CHANDIGAR	J&K	KATHUA	302	HINDI CORE	50	50	0	0	0	0	1	0	7	21	21	84.16
			KATHUA Average														82.62
24905	CHANDIGAR	J&K	KUPWARA	041	MATHEMATICS	3	3	0	0	0	0	0	0	1	2	0	76.67
24905	CHANDIGAR	J&K	KUPWARA	042	PHYSICS	33	33	0	0	0	0	0	0	9	21	3	80.33
24905	CHANDIGAR	J&K	KUPWARA	043	CHEMISTRY	33	33	0	0	0	0	0	0	2	25	6	83.48
24905	CHANDIGAR	J&K	KUPWARA	044	BIOLOGY	30	30	0	0	0	0	0	0	12	15	3	77.27
24905	CHANDIGAR	J&K	KUPWARA	048	PHYSICAL EDUCATION	33	33	0	0	0	0	0	0	1	24	8	85.52
24905	CHANDIGAR	J&K	KUPWARA	301	ENGLISH CORE	33	33	0	0	0	0	0	2	10	21	0	76.06
			KUPWARA Average														79.89
24906	CHANDIGAR	J&K	RAJOURI	003	URDU ELECTIVE	40	40	0	0	0	0	0	1	2	31	6	82.58
24906	CHANDIGAR	J&K	RAJOURI	027	HISTORY	33	33	0	0	0	0	0	0	6	23	4	82.03
24906	CHANDIGAR	J&K	RAJOURI	029	GEOGRAPHY	33	33	0	0	0	0	0	3	9	20	1	75.91
24906	CHANDIGAR	J&K	RAJOURI	030	ECONOMICS	33	32	1	0	5	3	5	8	9	2	0	49.03
24906	CHANDIGAR	J&K	RAJOURI	041	MATHEMATICS	11	11	0	0	0	0	0	2	6	3	0	69.00

SCH CODE	REGION	STATE	JNV	SUB CODE	SUBJ NAME	APPEARED	PASSED	FAILED	ABSENT	L33	e33l40	e40l50	e50l60	e60l75	e75l90	e90a	Subj. Avg
24906	CHANDIGAR	J&K	RAJOURI	042	PHYSICS	30	30	0	0	0	0	0	1	13	16	0	75.00
24906	CHANDIGAR	J&K	RAJOURI	043	CHEMISTRY	30	30	0	0	0	0	0	14	12	4	0	63.43
24906	CHANDIGAR	J&K	RAJOURI	044	BIOLOGY	19	19	0	0	0	0	0	1	9	6	3	75.00
24906	CHANDIGAR	J&K	RAJOURI	048	PHYSICAL EDUCATION	63	63	0	0	0	0	0	8	39	16	0	69.19
24906	CHANDIGAR	J&K	RAJOURI	301	ENGLISH CORE	63	62	1	0	0	0	3	10	33	13	3	68.29
24906	CHANDIGAR	J&K	RAJOURI	302	HINDI CORE	23	23	0	0	0	0	0	4	11	8	0	71.04
			RAJOURI Average														70.95
24907	CHANDIGAR	J&K	UDHAMPUR	030	ECONOMICS	31	29	2	1	0	0	0	4	8	11	6	74.71
24907	CHANDIGAR	J&K	UDHAMPUR	041	MATHEMATICS	14	14	0	0	0	0	0	4	5	4	1	68.36
24907	CHANDIGAR	J&K	UDHAMPUR	042	PHYSICS	25	25	0	0	0	0	0	4	12	6	3	71.96
24907	CHANDIGAR	J&K	UDHAMPUR	043	CHEMISTRY	25	25	0	0	0	0	0	1	17	4	3	72.88
24907	CHANDIGAR	J&K	UDHAMPUR	044	BIOLOGY	14	14	0	0	0	0	0	0	1	5	8	87.36
24907	CHANDIGAR	J&K	UDHAMPUR	054	BUSINESS STUDIES	31	30	1	1	0	0	2	4	5	13	6	74.39
24907	CHANDIGAR	J&K	UDHAMPUR	055	ACCOUNTANCY	31	28	3	1	0	0	4	9	5	5	5	63.61
24907	CHANDIGAR	J&K	UDHAMPUR	283	COMPUTER SCIENCE	30	29	1	0	0	0	0	2	7	16	4	77.10
24907	CHANDIGAR	J&K	UDHAMPUR	301	ENGLISH CORE	56	56	0	1	0	0	2	6	13	28	7	76.29
24907	CHANDIGAR	J&K	UDHAMPUR	302	HINDI CORE	23	23	0	1	0	0	0	3	3	11	6	78.70
			UDHAMPUR Average														74.54
24908	CHANDIGAR	J&K	SAMBA	030	ECONOMICS	29	27	2	0	0	0	1	10	12	4	0	61.83
24908	CHANDIGAR	J&K	SAMBA	041	MATHEMATICS	24	22	2	0	0	0	3	8	5	5	1	63.46
24908	CHANDIGAR	J&K	SAMBA	042	PHYSICS	25	25	0	0	0	0	0	7	11	5	2	69.12
24908	CHANDIGAR	J&K	SAMBA	043	CHEMISTRY	25	25	0	0	0	0	0	1	1	9	14	86.88
24908	CHANDIGAR	J&K	SAMBA	044	BIOLOGY	4	4	0	0	0	0	0	0	0	2	2	88.50
24908	CHANDIGAR	J&K	SAMBA	049	PAINTING	25	25	0	0	0	0	0	0	0	3	22	93.24
24908	CHANDIGAR	J&K	SAMBA	054	BUSINESS STUDIES	29	29	0	0	0	0	0	2	16	11	0	71.24
24908	CHANDIGAR	J&K	SAMBA	055	ACCOUNTANCY	29	28	1	0	0	0	0	8	18	1	1	64.28
24908	CHANDIGAR	J&K	SAMBA	283	COMPUTER SCIENCE	21	21	0	0	0	0	0	0	5	14	2	80.48
24908	CHANDIGAR	J&K	SAMBA	301	ENGLISH CORE	71	71	0	0	0	0	1	3	30	33	4	74.96
24908	CHANDIGAR	J&K	SAMBA	302	HINDI CORE	41	41	0	0	0	0	0	3	15	23	0	75.05
24908	CHANDIGAR	J&K	SAMBA	809	FOOD PRODUCTION	17	17	0	0	0	0	0	0	8	9	0	74.59
24908	CHANDIGAR	J&K	SAMBA	810	FRONT OFFICE OPERA	17	17	0	0	0	0	0	0	1	8	8	87.18
			SAMBA Average														76.22
24909	CHANDIGAR	J&K	ANANTNAG	003	URDU ELECTIVE	6	6	0	0	0	0	0	0	1	2	3	85.83
24909	CHANDIGAR	J&K	ANANTNAG	027	HISTORY	23	23	0	0	0	0	0	2	1	7	13	86.09
24909	CHANDIGAR	J&K	ANANTNAG	029	GEOGRAPHY	23	23	0	0	0	0	0	2	3	16	2	79.70
24909	CHANDIGAR	J&K	ANANTNAG	030	ECONOMICS	23	23	0	0	0	0	1	0	8	10	4	77.30
24909	CHANDIGAR	J&K	ANANTNAG	041	MATHEMATICS	10	10	0	0	0	0	0	0	3	6	1	80.00
24909	CHANDIGAR	J&K	ANANTNAG	042	PHYSICS	28	28	0	0	0	0	0	1	13	7	7	79.04
24909	CHANDIGAR	J&K	ANANTNAG	043	CHEMISTRY	28	28	0	0	0	0	0	0	4	11	13	86.29
24909	CHANDIGAR	J&K	ANANTNAG	044	BIOLOGY	18	18	0	0	0	0	0	0	2	9	7	86.11
24909	CHANDIGAR	J&K	ANANTNAG	048	PHYSICAL EDUCATION	36	36	0	0	0	0	0	0	1	7	28	93.00
24909	CHANDIGAR	J&K	ANANTNAG	283	COMPUTER SCIENCE	8	8	0	0	0	0	0	0	0	6	2	85.25
24909	CHANDIGAR	J&K	ANANTNAG	301	ENGLISH CORE	51	51	0	0	0	0	0	1	3	16	31	89.43
24909	CHANDIGAR	J&K	ANANTNAG	302	HINDI CORE	1	1	0	0	0	0	0	0	0	0	1	95.00
			ANANTNAG Average														85.25
24910	CHANDIGAR	J&K	KARGIL	041	MATHEMATICS	17	17	0	0	0	0	0	2	3	6	6	80.76
24910	CHANDIGAR	J&K	KARGIL	042	PHYSICS	36	36	0	0	0	0	0	4	14	12	6	75.50
24910	CHANDIGAR	J&K	KARGIL	043	CHEMISTRY	36	36	0	0	0	0	1	7	17	7	4	70.28
24910	CHANDIGAR	J&K	KARGIL	044	BIOLOGY	19	19	0	0	0	0	0	0	2	8	9	86.89
24910	CHANDIGAR	J&K	KARGIL	048	PHYSICAL EDUCATION	36	36	0	0	0	0	0	0	0	8	28	91.89
24910	CHANDIGAR	J&K	KARGIL	301	ENGLISH CORE	36	36	0	0	0	0	0	1	8	20	7	79.86

SCH CODE	REGION	STATE	JNV	SUB CODE	SUBJ NAME	APPEARED	PASSED	FAILED	ABSENT	L33	e33l40	e40l50	e50l60	e60l75	e75l90	e90a	Subj. Avg
			KARGIL Average														80.86
24911	CHANDIGAR	J&K	GANDERBAL	003	URDU ELECTIVE	37	37	0	0	0	0	0	0	4	19	14	85.54
24911	CHANDIGAR	J&K	GANDERBAL	027	HISTORY	43	43	0	0	0	0	0	0	1	20	22	88.16
24911	CHANDIGAR	J&K	GANDERBAL	029	GEOGRAPHY	43	43	0	0	0	0	0	0	3	21	19	87.35
24911	CHANDIGAR	J&K	GANDERBAL	030	ECONOMICS	43	42	1	0	0	0	5	10	17	9	1	65.02
24911	CHANDIGAR	J&K	GANDERBAL	041	MATHEMATICS	7	7	0	0	0	0	0	2	4	1	0	65.43
24911	CHANDIGAR	J&K	GANDERBAL	042	PHYSICS	25	25	0	1	0	0	0	1	7	15	2	76.76
24911	CHANDIGAR	J&K	GANDERBAL	043	CHEMISTRY	25	25	0	1	0	0	0	0	6	15	4	80.92
24911	CHANDIGAR	J&K	GANDERBAL	044	BIOLOGY	20	20	0	1	0	0	0	0	2	8	10	86.55
24911	CHANDIGAR	J&K	GANDERBAL	083	COMPUTER SCIENCE	25	25	0	1	0	0	0	0	2	19	4	84.40
24911	CHANDIGAR	J&K	GANDERBAL	301	ENGLISH CORE	68	68	0	1	0	0	0	2	9	39	18	82.57
24911	CHANDIGAR	J&K	GANDERBAL	302	HINDI CORE	4	4	0	0	0	0	0	0	0	2	2	88.50
			GANDERBAL Average														81.02
24912	CHANDIGAR	J&K	DODA	027	HISTORY	43	43	0	0	0	0	0	10	10	19	4	73.40
24912	CHANDIGAR	J&K	DODA	029	GEOGRAPHY	43	43	0	0	0	0	0	4	17	18	4	74.98
24912	CHANDIGAR	J&K	DODA	030	ECONOMICS	43	42	1	0	0	0	2	7	20	10	3	68.91
24912	CHANDIGAR	J&K	DODA	041	MATHEMATICS	18	18	0	0	0	0	0	3	8	5	2	71.44
24912	CHANDIGAR	J&K	DODA	042	PHYSICS	40	40	0	0	0	0	0	2	19	15	4	74.45
24912	CHANDIGAR	J&K	DODA	043	CHEMISTRY	40	40	0	0	0	0	0	0	9	22	9	81.38
24912	CHANDIGAR	J&K	DODA	044	BIOLOGY	22	22	0	0	0	0	0	0	4	12	6	80.68
24912	CHANDIGAR	J&K	DODA	265	INFORMATICS PRAC.	50	50	0	0	0	0	0	1	6	31	12	80.96
24912	CHANDIGAR	J&K	DODA	301	ENGLISH CORE	83	83	0	0	0	0	2	4	28	34	15	77.06
24912	CHANDIGAR	J&K	DODA	302	HINDI CORE	33	33	0	0	0	0	0	3	12	14	4	75.21
			DODA Average														75.85
24913	CHANDIGAR	J&K	BADGAM	042	PHYSICS	7	7	0	0	0	0	0	0	0	6	1	84.14
24913	CHANDIGAR	J&K	BADGAM	043	CHEMISTRY	7	7	0	0	0	0	0	1	5	0	1	71.43
24913	CHANDIGAR	J&K	BADGAM	044	BIOLOGY	7	7	0	0	0	0	0	2	2	3	0	71.00
24913	CHANDIGAR	J&K	BADGAM	048	PHYSICAL EDUCATION	7	7	0	0	0	0	0	0	1	5	1	80.71
24913	CHANDIGAR	J&K	BADGAM	301	ENGLISH CORE	7	7	0	0	0	0	0	0	2	5	0	77.57
			BADGAM Average														76.97
24914	CHANDIGAR	J&K	POONCH	003	URDU ELECTIVE	26	26	0	0	0	0	0	0	4	11	11	85.81
24914	CHANDIGAR	J&K	POONCH	027	HISTORY	31	31	0	0	0	0	0	0	6	23	2	79.39
24914	CHANDIGAR	J&K	POONCH	029	GEOGRAPHY	31	31	0	0	0	0	0	0	2	21	8	84.45
24914	CHANDIGAR	J&K	POONCH	030	ECONOMICS	17	17	0	0	0	0	1	2	8	5	1	69.35
24914	CHANDIGAR	J&K	POONCH	041	MATHEMATICS	4	4	0	0	0	0	0	0	4	0	0	69.75
24914	CHANDIGAR	J&K	POONCH	042	PHYSICS	11	11	0	0	0	0	0	0	5	6	0	76.91
24914	CHANDIGAR	J&K	POONCH	043	CHEMISTRY	11	11	0	0	0	0	0	0	0	9	2	83.18
24914	CHANDIGAR	J&K	POONCH	044	BIOLOGY	8	8	0	0	0	0	0	0	0	5	3	87.88
24914	CHANDIGAR	J&K	POONCH	048	PHYSICAL EDUCATION	26	26	0	0	0	0	0	1	0	11	14	88.38
24914	CHANDIGAR	J&K	POONCH	301	ENGLISH CORE	42	42	0	0	0	0	0	2	12	27	1	76.86
24914	CHANDIGAR	J&K	POONCH	302	HINDI CORE	3	3	0	0	0	0	0	0	1	2	0	76.33
			POONCH Average														79.84
44801	CHANDIGAR	HP	UNA	030	ECONOMICS	21	20	1	0	0	0	0	2	10	8	0	70.95
44801	CHANDIGAR	HP	UNA	041	MATHEMATICS	26	26	0	1	0	0	0	4	11	6	5	72.96
44801	CHANDIGAR	HP	UNA	042	PHYSICS	41	41	0	1	0	0	0	0	18	18	5	77.66
44801	CHANDIGAR	HP	UNA	043	CHEMISTRY	41	41	0	1	0	0	0	0	16	13	12	80.46
44801	CHANDIGAR	HP	UNA	044	BIOLOGY	15	15	0	0	0	0	0	0	1	12	2	82.87
44801	CHANDIGAR	HP	UNA	054	BUSINESS STUDIES	21	21	0	0	0	0	1	0	8	9	3	76.76
44801	CHANDIGAR	HP	UNA	055	ACCOUNTANCY	21	21	0	0	0	0	3	4	6	5	3	67.81
44801	CHANDIGAR	HP	UNA	283	COMPUTER SCIENCE	36	36	0	0	0	0	0	0	6	21	9	82.39
44801	CHANDIGAR	HP	UNA	301	ENGLISH CORE	62	62	0	1	0	0	1	1	7	47	6	80.18

SCH CODE	REGION	STATE	JNV	SUB CODE	SUBJ NAME	APPEARED	PASSED	FAILED	ABSENT	L33	e33l40	e40l50	e50l60	e60l75	e75l90	e90a	Subj. Avg
44801	CHANDIGAR	HP	UNA	302	HINDI CORE	26	26	0	1	0	0	1	0	9	13	3	77.50
			UNA Average														76.95
44802	CHANDIGAR	HP	MANDI	030	ECONOMICS	31	31	0	0	0	0	1	2	5	7	16	83.81
44802	CHANDIGAR	HP	MANDI	041	MATHEMATICS	27	27	0	0	0	0	0	0	4	9	14	86.41
44802	CHANDIGAR	HP	MANDI	042	PHYSICS	46	46	0	0	0	0	0	0	6	23	17	84.35
44802	CHANDIGAR	HP	MANDI	043	CHEMISTRY	46	46	0	0	0	0	0	0	7	21	18	85.20
44802	CHANDIGAR	HP	MANDI	044	BIOLOGY	19	19	0	0	0	0	0	0	0	4	15	92.63
44802	CHANDIGAR	HP	MANDI	054	BUSINESS STUDIES	18	18	0	0	0	0	0	0	3	7	8	86.67
44802	CHANDIGAR	HP	MANDI	055	ACCOUNTANCY	31	31	0	0	0	0	3	7	6	8	7	72.26
44802	CHANDIGAR	HP	MANDI	283	COMPUTER SCIENCE	30	30	0	0	0	0	0	0	0	12	18	89.23
44802	CHANDIGAR	HP	MANDI	301	ENGLISH CORE	77	77	0	0	0	0	1	2	5	15	54	88.88
44802	CHANDIGAR	HP	MANDI	302	HINDI CORE	34	34	0	0	0	0	0	0	3	10	21	89.00
44802	CHANDIGAR	HP	MANDI	805	FINANCIAL MARKETS	13	13	0	0	0	0	0	1	3	6	3	80.85
44802	CHANDIGAR	HP	MANDI	822	TAXATION	13	13	0	0	0	0	0	0	2	5	6	85.38
			MANDI Average														85.39
44803	CHANDIGAR	HP	SIRMOUR	041	MATHEMATICS	27	27	0	0	0	0	0	0	8	12	7	81.30
44803	CHANDIGAR	HP	SIRMOUR	042	PHYSICS	42	42	0	0	0	0	0	0	5	27	10	83.57
44803	CHANDIGAR	HP	SIRMOUR	043	CHEMISTRY	42	42	0	0	0	0	0	0	7	19	16	85.00
44803	CHANDIGAR	HP	SIRMOUR	044	BIOLOGY	15	15	0	0	0	0	0	0	1	7	7	87.67
44803	CHANDIGAR	HP	SIRMOUR	283	COMPUTER SCIENCE	37	37	0	0	0	0	0	0	0	15	22	90.46
44803	CHANDIGAR	HP	SIRMOUR	301	ENGLISH CORE	42	42	0	0	0	0	0	0	0	3	39	94.64
44803	CHANDIGAR	HP	SIRMOUR	302	HINDI CORE	5	5	0	0	0	0	0	0	0	4	1	83.00
			SIRMOUR Average														86.52
44804	CHANDIGAR	HP	KINNAUR	041	MATHEMATICS	9	9	0	0	0	0	0	0	3	6	0	77.00
44804	CHANDIGAR	HP	KINNAUR	042	PHYSICS	23	23	0	0	0	0	0	1	7	14	1	75.30
44804	CHANDIGAR	HP	KINNAUR	043	CHEMISTRY	23	23	0	0	0	0	0	0	4	17	2	80.22
44804	CHANDIGAR	HP	KINNAUR	044	BIOLOGY	14	14	0	0	0	0	0	0	0	9	5	86.64
44804	CHANDIGAR	HP	KINNAUR	301	ENGLISH CORE	23	23	0	0	0	0	0	0	1	17	5	83.78
44804	CHANDIGAR	HP	KINNAUR	302	HINDI CORE	23	23	0	0	0	0	0	0	1	21	1	81.91
			KINNAUR Average														80.81
44805	CHANDIGAR	HP	CHAMBA	027	HISTORY	37	37	0	0	0	0	0	0	7	27	3	81.22
44805	CHANDIGAR	HP	CHAMBA	029	GEOGRAPHY	37	37	0	0	0	0	0	0	3	30	4	82.22
44805	CHANDIGAR	HP	CHAMBA	030	ECONOMICS	37	37	0	0	0	0	1	0	12	20	4	78.19
44805	CHANDIGAR	HP	CHAMBA	041	MATHEMATICS	12	12	0	0	0	0	0	0	8	3	1	71.67
44805	CHANDIGAR	HP	CHAMBA	042	PHYSICS	32	32	0	0	0	0	0	0	13	18	1	78.25
44805	CHANDIGAR	HP	CHAMBA	043	CHEMISTRY	32	32	0	0	0	0	0	0	5	15	12	83.44
44805	CHANDIGAR	HP	CHAMBA	044	BIOLOGY	20	20	0	0	0	0	0	0	0	6	14	90.95
44805	CHANDIGAR	HP	CHAMBA	265	INFORMATICS PRAC.	20	20	0	0	0	0	0	0	1	11	8	84.80
44805	CHANDIGAR	HP	CHAMBA	301	ENGLISH CORE	69	69	0	0	0	0	0	2	16	41	10	79.91
44805	CHANDIGAR	HP	CHAMBA	302	HINDI CORE	49	49	0	0	0	0	0	0	4	37	8	83.55
			CHAMBA Average														81.42
44806	CHANDIGAR	HP	SHIMLA	027	HISTORY	10	10	0	1	0	0	0	1	7	1	1	68.80
44806	CHANDIGAR	HP	SHIMLA	030	ECONOMICS	21	21	0	0	0	0	1	2	11	4	3	70.71
44806	CHANDIGAR	HP	SHIMLA	041	MATHEMATICS	15	15	0	0	0	0	0	0	5	8	2	76.67
44806	CHANDIGAR	HP	SHIMLA	042	PHYSICS	31	31	0	0	0	0	0	0	11	18	2	77.48
44806	CHANDIGAR	HP	SHIMLA	043	CHEMISTRY	31	31	0	0	0	0	0	1	19	11	0	71.97
44806	CHANDIGAR	HP	SHIMLA	044	BIOLOGY	16	16	0	0	0	0	0	0	1	5	10	89.00
44806	CHANDIGAR	HP	SHIMLA	049	PAINTING	21	21	0	0	0	0	0	0	0	0	21	97.90
44806	CHANDIGAR	HP	SHIMLA	054	BUSINESS STUDIES	21	21	0	0	0	0	0	0	7	9	5	79.29
44806	CHANDIGAR	HP	SHIMLA	055	ACCOUNTANCY	21	21	0	0	0	0	2	9	4	4	2	65.10
44806	CHANDIGAR	HP	SHIMLA	283	COMPUTER SCIENCE	15	15	0	0	0	0	0	0	1	9	5	85.33

SCH CODE	REGION	STATE	JNV	SUB CODE	SUBJ NAME	APPEARED	PASSED	FAILED	ABSENT	L33	e33l40	e40l50	e50l60	e60l75	e75l90	e90a	Subj. Avg
44806	CHANDIGAR	HP	SHIMLA	301	ENGLISH CORE	62	62	0	1	0	0	2	1	10	37	12	81.81
44806	CHANDIGAR	HP	SHIMLA	302	HINDI CORE	26	26	0	1	0	0	0	0	11	12	3	77.00
44806	CHANDIGAR	HP	SHIMLA	809	FOOD PRODUCTION	10	10	0	1	0	0	0	0	1	6	3	84.50
44806	CHANDIGAR	HP	SHIMLA	810	FRONT OFFICE OPERA	10	10	0	1	0	0	0	0	1	8	1	83.70
			SHIMLA Average														79.23
44807	CHANDIGAR	HP	HAMIRPUR	027	HISTORY	22	22	0	0	0	0	0	0	0	11	11	88.27
44807	CHANDIGAR	HP	HAMIRPUR	029	GEOGRAPHY	22	22	0	0	0	0	0	0	0	8	14	89.45
44807	CHANDIGAR	HP	HAMIRPUR	030	ECONOMICS	22	22	0	0	0	0	0	0	4	12	6	82.91
44807	CHANDIGAR	HP	HAMIRPUR	041	MATHEMATICS	24	24	0	0	0	0	0	0	1	6	17	91.29
44807	CHANDIGAR	HP	HAMIRPUR	042	PHYSICS	41	41	0	0	0	0	0	0	10	18	13	83.07
44807	CHANDIGAR	HP	HAMIRPUR	043	CHEMISTRY	41	41	0	0	0	0	0	0	1	11	29	91.37
44807	CHANDIGAR	HP	HAMIRPUR	044	BIOLOGY	17	17	0	0	0	0	0	0	1	6	10	90.41
44807	CHANDIGAR	HP	HAMIRPUR	045	BIOTECHNOLOGY	12	12	0	0	0	0	0	0	0	4	8	91.92
44807	CHANDIGAR	HP	HAMIRPUR	283	COMPUTER SCIENCE	26	26	0	0	0	0	0	0	0	6	20	91.81
44807	CHANDIGAR	HP	HAMIRPUR	301	ENGLISH CORE	63	63	0	0	0	0	0	0	3	26	34	87.29
44807	CHANDIGAR	HP	HAMIRPUR	302	HINDI CORE	25	25	0	0	0	0	0	0	1	10	14	88.20
			HAMIRPUR Average														88.73
44808	CHANDIGAR	HP	KANGRA	030	ECONOMICS	28	28	0	0	0	0	0	2	11	14	1	74.39
44808	CHANDIGAR	HP	KANGRA	041	MATHEMATICS	24	24	0	0	0	0	0	0	4	6	14	87.46
44808	CHANDIGAR	HP	KANGRA	042	PHYSICS	38	38	0	0	0	0	0	0	5	16	17	86.50
44808	CHANDIGAR	HP	KANGRA	043	CHEMISTRY	38	38	0	0	0	0	0	0	4	15	19	86.89
44808	CHANDIGAR	HP	KANGRA	044	BIOLOGY	14	14	0	0	0	0	0	0	0	0	14	95.14
44808	CHANDIGAR	HP	KANGRA	045	BIOTECHNOLOGY	14	14	0	0	0	0	0	0	0	5	9	91.50
44808	CHANDIGAR	HP	KANGRA	054	BUSINESS STUDIES	28	28	0	0	0	0	0	0	4	21	3	79.82
44808	CHANDIGAR	HP	KANGRA	055	ACCOUNTANCY	28	28	0	0	0	0	4	6	13	3	2	64.46
44808	CHANDIGAR	HP	KANGRA	083	COMPUTER SCIENCE	30	30	0	0	0	0	0	0	1	13	16	89.77
44808	CHANDIGAR	HP	KANGRA	301	ENGLISH CORE	66	66	0	0	0	0	0	0	2	34	30	87.39
44808	CHANDIGAR	HP	KANGRA	302	HINDI CORE	22	22	0	0	0	0	0	0	4	17	1	78.77
			KANGRA Average														83.83
44809	CHANDIGAR	HP	BILASPUR	027	HISTORY	37	37	0	0	0	0	0	1	8	22	6	80.11
44809	CHANDIGAR	HP	BILASPUR	029	GEOGRAPHY	37	37	0	0	0	0	0	0	3	19	15	86.03
44809	CHANDIGAR	HP	BILASPUR	030	ECONOMICS	37	37	0	0	0	0	0	2	5	20	10	83.22
44809	CHANDIGAR	HP	BILASPUR	041	MATHEMATICS	30	30	0	0	0	0	0	0	7	12	11	83.77
44809	CHANDIGAR	HP	BILASPUR	042	PHYSICS	41	41	0	0	0	0	0	0	10	16	15	82.93
44809	CHANDIGAR	HP	BILASPUR	043	CHEMISTRY	41	41	0	0	0	0	0	0	3	24	14	86.02
44809	CHANDIGAR	HP	BILASPUR	044	BIOLOGY	11	11	0	0	0	0	0	0	1	4	6	88.09
44809	CHANDIGAR	HP	BILASPUR	283	COMPUTER SCIENCE	31	31	0	0	0	0	0	0	0	13	18	89.26
44809	CHANDIGAR	HP	BILASPUR	301	ENGLISH CORE	78	78	0	0	0	0	1	2	6	42	27	83.96
44809	CHANDIGAR	HP	BILASPUR	302	HINDI CORE	47	47	0	0	0	0	0	1	4	29	13	83.98
			BILASPUR Average														84.74
44810	CHANDIGAR	HP	SOLAN	041	MATHEMATICS	20	20	0	0	0	0	0	2	3	5	10	83.10
44810	CHANDIGAR	HP	SOLAN	042	PHYSICS	33	33	0	0	0	0	0	0	11	16	6	78.82
44810	CHANDIGAR	HP	SOLAN	043	CHEMISTRY	33	33	0	0	0	0	0	0	7	16	10	82.64
44810	CHANDIGAR	HP	SOLAN	044	BIOLOGY	13	13	0	0	0	0	0	0	0	0	13	95.00
44810	CHANDIGAR	HP	SOLAN	045	BIOTECHNOLOGY	13	13	0	0	0	0	0	0	0	6	7	89.15
44810	CHANDIGAR	HP	SOLAN	048	PHYSICAL EDUCATION	18	18	0	0	0	0	0	0	2	10	6	87.61
44810	CHANDIGAR	HP	SOLAN	283	COMPUTER SCIENCE	19	19	0	0	0	0	0	0	3	6	10	86.11
44810	CHANDIGAR	HP	SOLAN	301	ENGLISH CORE	50	50	0	0	0	0	0	0	7	30	13	83.28
44810	CHANDIGAR	HP	SOLAN	302	HINDI CORE	17	17	0	0	0	0	0	0	0	14	3	84.94
44810	CHANDIGAR	HP	SOLAN	809	FOOD PRODUCTION	17	17	0	0	0	0	0	0	0	10	7	89.24
44810	CHANDIGAR	HP	SOLAN	810	FRONT OFFICE OPERA	17	17	0	0	0	0	0	0	0	14	3	84.82

SCH CODE	REGION	STATE	JNV	SUB CODE	SUBJ NAME	APPEARED	PASSED	FAILED	ABSENT	L33	e33l40	e40l50	e50l60	e60l75	e75l90	e90a	Subj. Avg
			SOLAN Average														85.88
44812	CHANDIGAR	HP	KULLU	027	HISTORY	33	33	0	0	0	0	2	0	7	17	7	79.30
44812	CHANDIGAR	HP	KULLU	029	GEOGRAPHY	33	33	0	0	0	0	0	1	4	17	11	82.79
44812	CHANDIGAR	HP	KULLU	030	ECONOMICS	33	33	0	0	0	0	3	3	4	19	4	76.18
44812	CHANDIGAR	HP	KULLU	041	MATHEMATICS	13	13	0	0	0	0	1	0	3	3	6	82.46
44812	CHANDIGAR	HP	KULLU	042	PHYSICS	38	38	0	0	0	0	0	1	10	13	14	81.03
44812	CHANDIGAR	HP	KULLU	043	CHEMISTRY	38	38	0	0	0	0	0	0	5	13	20	87.00
44812	CHANDIGAR	HP	KULLU	044	BIOLOGY	25	25	0	0	0	0	0	0	4	10	11	85.24
44812	CHANDIGAR	HP	KULLU	301	ENGLISH CORE	71	71	0	0	0	0	0	2	8	24	37	85.32
44812	CHANDIGAR	HP	KULLU	302	HINDI CORE	71	71	0	0	0	0	0	2	9	35	25	83.73
			KULLU Average														82.56
49022	HYDERABAD	KARNATAKA	MANDYA	030	ECONOMICS	36	36	0	0	0	0	1	0	4	12	19	86.69
49022	HYDERABAD	KARNATAKA	MANDYA	041	MATHEMATICS	45	45	0	0	0	0	1	3	16	14	11	76.31
49022	HYDERABAD	KARNATAKA	MANDYA	042	PHYSICS	40	40	0	0	0	0	0	0	1	14	25	89.60
49022	HYDERABAD	KARNATAKA	MANDYA	043	CHEMISTRY	40	40	0	0	0	0	0	2	13	12	13	80.50
49022	HYDERABAD	KARNATAKA	MANDYA	044	BIOLOGY	40	40	0	0	0	0	0	0	1	14	25	89.33
49022	HYDERABAD	KARNATAKA	MANDYA	054	BUSINESS STUDIES	36	36	0	0	0	0	0	1	2	12	21	87.97
49022	HYDERABAD	KARNATAKA	MANDYA	055	ACCOUNTANCY	36	36	0	0	0	0	1	3	13	13	6	75.06
49022	HYDERABAD	KARNATAKA	MANDYA	301	ENGLISH CORE	76	76	0	0	0	0	1	0	3	27	45	88.58
49022	HYDERABAD	KARNATAKA	MANDYA	302	HINDI CORE	31	31	0	0	0	0	1	0	2	11	17	87.74
			MANDYA Average														84.64
49023	HYDERABAD	KARNATAKA	SHIMOGA	030	ECONOMICS	34	34	0	0	0	0	0	2	11	18	3	76.21
49023	HYDERABAD	KARNATAKA	SHIMOGA	041	MATHEMATICS	42	42	0	0	0	0	2	6	10	16	8	75.36
49023	HYDERABAD	KARNATAKA	SHIMOGA	042	PHYSICS	42	42	0	0	0	0	0	0	8	18	16	84.55
49023	HYDERABAD	KARNATAKA	SHIMOGA	043	CHEMISTRY	42	42	0	0	0	0	0	1	17	11	13	79.40
49023	HYDERABAD	KARNATAKA	SHIMOGA	044	BIOLOGY	38	38	0	0	0	0	0	0	2	10	26	89.89
49023	HYDERABAD	KARNATAKA	SHIMOGA	054	BUSINESS STUDIES	34	34	0	0	0	0	0	0	9	21	4	80.29
49023	HYDERABAD	KARNATAKA	SHIMOGA	055	ACCOUNTANCY	34	34	0	0	0	0	1	6	15	10	2	69.50
49023	HYDERABAD	KARNATAKA	SHIMOGA	115	KANNADA	75	75	0	0	0	0	0	0	12	38	25	83.95
49023	HYDERABAD	KARNATAKA	SHIMOGA	265	INFORMATICS PRAC.	24	24	0	0	0	0	0	0	3	15	6	84.58
49023	HYDERABAD	KARNATAKA	SHIMOGA	301	ENGLISH CORE	76	76	0	0	0	0	0	1	8	49	18	83.84
49023	HYDERABAD	KARNATAKA	SHIMOGA	302	HINDI CORE	14	14	0	0	0	0	0	0	4	10	0	78.14
			SHIMOGA Average														80.52
49025	HYDERABAD	KARNATAKA	BANGLORE RURAL	027	HISTORY	25	25	0	0	0	0	0	11	7	6	1	66.00
49025	HYDERABAD	KARNATAKA	BANGLORE RURAL	029	GEOGRAPHY	25	25	0	0	0	0	0	0	9	14	2	78.28
49025	HYDERABAD	KARNATAKA	BANGLORE RURAL	030	ECONOMICS	25	24	1	0	0	0	1	8	8	6	1	63.96
49025	HYDERABAD	KARNATAKA	BANGLORE RURAL	041	MATHEMATICS	37	37	0	0	0	0	0	4	9	18	6	77.27
49025	HYDERABAD	KARNATAKA	BANGLORE RURAL	042	PHYSICS	37	37	0	0	0	0	0	0	7	13	17	86.03
49025	HYDERABAD	KARNATAKA	BANGLORE RURAL	043	CHEMISTRY	37	37	0	0	0	0	0	0	7	10	20	86.95
49025	HYDERABAD	KARNATAKA	BANGLORE RURAL	044	BIOLOGY	32	32	0	0	0	0	0	0	2	8	22	90.19
49025	HYDERABAD	KARNATAKA	BANGLORE RURAL	115	KANNADA	25	25	0	0	0	0	0	0	12	11	2	75.84
49025	HYDERABAD	KARNATAKA	BANGLORE RURAL	283	COMPUTER SCIENCE	5	5	0	0	0	0	0	0	0	4	1	86.80
49025	HYDERABAD	KARNATAKA	BANGLORE RURAL	301	ENGLISH CORE	62	62	0	0	0	0	0	1	14	29	18	83.00
49025	HYDERABAD	KARNATAKA	BANGLORE RURAL	302	HINDI CORE	25	25	0	0	0	0	0	0	12	11	2	75.96
			BANGLORE RURAL Average														79.12
49028	HYDERABAD	KARNATAKA	CHIKKABALLAPUR	041	MATHEMATICS	20	20	0	0	0	0	0	5	7	3	5	72.15
49028	HYDERABAD	KARNATAKA	CHIKKABALLAPUR	042	PHYSICS	30	30	0	0	0	0	0	0	9	15	6	79.73
49028	HYDERABAD	KARNATAKA	CHIKKABALLAPUR	043	CHEMISTRY	30	30	0	0	0	0	0	3	11	10	6	77.37
49028	HYDERABAD	KARNATAKA	CHIKKABALLAPUR	044	BIOLOGY	30	30	0	0	0	0	0	1	2	9	18	87.37
49028	HYDERABAD	KARNATAKA	CHIKKABALLAPUR	301	ENGLISH CORE	30	30	0	0	0	0	0	0	1	12	17	88.40
49028	HYDERABAD	KARNATAKA	CHIKKABALLAPUR	302	HINDI CORE	10	10	0	0	0	0	0	0	3	5	2	80.20

SCH CODE	REGION	STATE	JNV	SUB CODE	SUBJ NAME	APPEARED	PASSED	FAILED	ABSENT	L33	e33l40	e40l50	e50l60	e60l75	e75l90	e90a	Subj. Avg
			CHIKKABALLAPUR Average														80.87
49032	HYDERABAD	KARNATAKA	YADAGERE	041	MATHEMATICS	6	6	0	0	0	0	0	4	2	0	0	59.00
49032	HYDERABAD	KARNATAKA	YADAGERE	042	PHYSICS	6	6	0	0	0	0	0	0	0	6	0	80.17
49032	HYDERABAD	KARNATAKA	YADAGERE	043	CHEMISTRY	6	6	0	0	0	0	0	0	5	1	0	68.83
49032	HYDERABAD	KARNATAKA	YADAGERE	044	BIOLOGY	6	6	0	0	0	0	0	0	1	3	2	84.83
49032	HYDERABAD	KARNATAKA	YADAGERE	048	PHYSICAL EDUCATION	1	1	0	0	0	0	0	0	0	1	0	89.00
49032	HYDERABAD	KARNATAKA	YADAGERE	115	KANNADA	4	4	0	0	0	0	0	0	1	2	1	81.75
49032	HYDERABAD	KARNATAKA	YADAGERE	301	ENGLISH CORE	6	6	0	0	0	0	0	0	1	1	4	87.50
49032	HYDERABAD	KARNATAKA	YADAGERE	302	HINDI CORE	1	1	0	0	0	0	0	0	0	1	0	85.00
			YADAGERE Average														79.51
49033	HYDERABAD	KARNATAKA	KOPPAL	030	ECONOMICS	36	36	0	0	0	0	0	0	4	8	24	90.11
49033	HYDERABAD	KARNATAKA	KOPPAL	041	MATHEMATICS	32	32	0	0	0	0	1	7	12	8	4	71.00
49033	HYDERABAD	KARNATAKA	KOPPAL	042	PHYSICS	35	35	0	0	0	0	0	1	7	14	13	82.14
49033	HYDERABAD	KARNATAKA	KOPPAL	043	CHEMISTRY	35	35	0	0	0	0	0	5	12	9	9	77.77
49033	HYDERABAD	KARNATAKA	KOPPAL	044	BIOLOGY	35	34	1	0	0	0	0	4	8	15	7	76.94
49033	HYDERABAD	KARNATAKA	KOPPAL	054	BUSINESS STUDIES	36	36	0	0	0	0	0	0	3	20	13	86.53
49033	HYDERABAD	KARNATAKA	KOPPAL	055	ACCOUNTANCY	36	36	0	0	0	0	2	10	14	9	1	67.08
49033	HYDERABAD	KARNATAKA	KOPPAL	115	KANNADA	70	70	0	0	0	0	0	1	15	34	20	83.11
49033	HYDERABAD	KARNATAKA	KOPPAL	265	INFORMATICS PRAC.	34	34	0	0	0	0	0	0	2	18	14	87.76
49033	HYDERABAD	KARNATAKA	KOPPAL	301	ENGLISH CORE	71	71	0	0	0	0	0	3	16	35	17	80.77
49033	HYDERABAD	KARNATAKA	KOPPAL	302	HINDI CORE	5	5	0	0	0	0	0	1	2	2	0	71.00
			KOPPAL Average														79.47
49034	HYDERABAD	KARNATAKA	CHIKMAGLORE	041	MATHEMATICS	39	39	0	0	0	0	0	1	6	16	16	84.41
49034	HYDERABAD	KARNATAKA	CHIKMAGLORE	042	PHYSICS	39	39	0	0	0	0	0	0	1	19	19	89.36
49034	HYDERABAD	KARNATAKA	CHIKMAGLORE	043	CHEMISTRY	39	39	0	0	0	0	0	0	4	19	16	85.97
49034	HYDERABAD	KARNATAKA	CHIKMAGLORE	044	BIOLOGY	39	39	0	0	0	0	0	0	1	6	32	92.21
49034	HYDERABAD	KARNATAKA	CHIKMAGLORE	301	ENGLISH CORE	39	39	0	0	0	0	0	0	0	4	35	93.51
			CHIKMAGLORE Average														89.09
49036	HYDERABAD	KARNATAKA	DHARWAD	041	MATHEMATICS	33	33	0	0	0	0	0	7	10	7	9	75.45
49036	HYDERABAD	KARNATAKA	DHARWAD	042	PHYSICS	38	38	0	0	0	0	0	0	11	17	10	81.82
49036	HYDERABAD	KARNATAKA	DHARWAD	043	CHEMISTRY	38	38	0	0	0	0	0	2	10	13	13	81.03
49036	HYDERABAD	KARNATAKA	DHARWAD	044	BIOLOGY	38	38	0	0	0	0	0	3	9	14	12	80.76
49036	HYDERABAD	KARNATAKA	DHARWAD	301	ENGLISH CORE	38	38	0	0	0	0	0	0	4	26	8	84.53
49036	HYDERABAD	KARNATAKA	DHARWAD	302	HINDI CORE	5	5	0	0	0	0	0	0	1	3	1	83.00
			DHARWAD Average														81.10
49037	HYDERABAD	KARNATAKA	HASSAN	041	MATHEMATICS	39	39	0	0	0	0	0	1	4	9	25	88.56
49037	HYDERABAD	KARNATAKA	HASSAN	042	PHYSICS	43	43	0	0	0	0	0	0	0	10	33	92.07
49037	HYDERABAD	KARNATAKA	HASSAN	043	CHEMISTRY	43	43	0	0	0	0	0	0	5	20	18	84.91
49037	HYDERABAD	KARNATAKA	HASSAN	044	BIOLOGY	26	26	0	0	0	0	0	0	1	5	20	91.35
49037	HYDERABAD	KARNATAKA	HASSAN	283	COMPUTER SCIENCE	17	17	0	0	0	0	0	0	0	2	15	94.12
49037	HYDERABAD	KARNATAKA	HASSAN	301	ENGLISH CORE	43	43	0	0	0	0	0	0	1	24	18	88.79
49037	HYDERABAD	KARNATAKA	HASSAN	302	HINDI CORE	4	4	0	0	0	0	0	0	0	3	1	87.75
			HASSAN Average														89.65
49038	HYDERABAD	KARNATAKA	KODAGU	041	MATHEMATICS	39	39	0	0	0	0	3	3	12	12	9	74.77
49038	HYDERABAD	KARNATAKA	KODAGU	042	PHYSICS	40	40	0	0	0	0	0	0	5	27	8	81.63
49038	HYDERABAD	KARNATAKA	KODAGU	043	CHEMISTRY	40	40	0	0	0	0	0	1	11	16	12	81.48
49038	HYDERABAD	KARNATAKA	KODAGU	044	BIOLOGY	30	30	0	0	0	0	0	0	2	17	11	86.00
49038	HYDERABAD	KARNATAKA	KODAGU	055	ACCOUNTANCY	21	21	0	0	1	1	0	7	5	6	1	64.48
49038	HYDERABAD	KARNATAKA	KODAGU	083	COMPUTER SCIENCE	10	10	0	0	0	0	0	0	0	7	3	84.00
49038	HYDERABAD	KARNATAKA	KODAGU	115	KANNADA	57	57	0	0	0	0	0	1	4	34	18	85.30
49038	HYDERABAD	KARNATAKA	KODAGU	301	ENGLISH CORE	61	61	0	0	0	0	1	1	3	26	30	87.00

SCH CODE	REGION	STATE	JNV	SUB CODE	SUBJ NAME	APPEARED	PASSED	FAILED	ABSENT	L33	e33l40	e40l50	e50l60	e60l75	e75l90	e90a	Subj. Avg
49038	HYDERABAD	KARNATAKA	KODAGU	302	HINDI CORE	1	1	0	0	0	0	0	0	0	0	1	91.00
49038	HYDERABAD	KARNATAKA	KODAGU	810	FRONT OFFICE OPERA	21	21	0	0	0	0	0	1	2	16	2	80.48
49038	HYDERABAD	KARNATAKA	KODAGU	824	OFFICE PROCEDURES	21	21	0	0	0	0	0	2	1	12	6	83.38
49038	HYDERABAD	KARNATAKA	KODAGU	825	SHORTHAND (ENGLISH	21	21	0	0	0	0	0	0	2	7	12	88.14
			KODAGU Average														82.31
49039	HYDERABAD	KARNATAKA	BIDAR	041	MATHEMATICS	15	15	0	0	0	0	2	6	3	3	1	65.40
49039	HYDERABAD	KARNATAKA	BIDAR	042	PHYSICS	17	17	0	0	0	0	0	0	4	10	3	82.06
49039	HYDERABAD	KARNATAKA	BIDAR	043	CHEMISTRY	17	17	0	0	0	0	0	0	3	11	3	81.00
49039	HYDERABAD	KARNATAKA	BIDAR	044	BIOLOGY	14	14	0	0	0	0	0	0	6	7	1	75.29
49039	HYDERABAD	KARNATAKA	BIDAR	301	ENGLISH CORE	17	17	0	0	0	0	0	0	2	6	9	88.59
49039	HYDERABAD	KARNATAKA	BIDAR	302	HINDI CORE	5	5	0	0	0	0	0	0	0	4	1	84.40
			BIDAR Average														79.46
49044	HYDERABAD	KARNATAKA	BELGAUM	041	MATHEMATICS	10	10	0	0	0	0	0	2	6	2	0	68.10
49044	HYDERABAD	KARNATAKA	BELGAUM	042	PHYSICS	10	10	0	0	0	0	0	0	3	6	1	80.50
49044	HYDERABAD	KARNATAKA	BELGAUM	043	CHEMISTRY	10	10	0	0	0	0	0	0	6	4	0	73.90
49044	HYDERABAD	KARNATAKA	BELGAUM	044	BIOLOGY	10	10	0	0	0	0	0	0	3	5	2	80.00
49044	HYDERABAD	KARNATAKA	BELGAUM	115	KANNADA	10	10	0	0	0	0	0	0	0	8	2	82.70
49044	HYDERABAD	KARNATAKA	BELGAUM	301	ENGLISH CORE	10	10	0	0	0	0	0	0	0	5	5	87.60
			BELGAUM Average														78.80
49045	HYDERABAD	KARNATAKA	BELLARY	041	MATHEMATICS	19	19	0	0	0	0	0	2	7	7	3	75.95
49045	HYDERABAD	KARNATAKA	BELLARY	042	PHYSICS	20	20	0	0	0	0	0	0	4	10	6	82.30
49045	HYDERABAD	KARNATAKA	BELLARY	043	CHEMISTRY	20	20	0	0	0	0	0	0	0	15	5	84.10
49045	HYDERABAD	KARNATAKA	BELLARY	044	BIOLOGY	20	20	0	0	0	0	0	0	4	10	6	83.90
49045	HYDERABAD	KARNATAKA	BELLARY	115	KANNADA	20	20	0	0	0	0	0	0	3	11	6	85.35
49045	HYDERABAD	KARNATAKA	BELLARY	301	ENGLISH CORE	20	20	0	0	0	0	0	0	3	9	8	85.55
49045	HYDERABAD	KARNATAKA	BELLARY	302	HINDI CORE	1	1	0	0	0	0	0	0	1	0	0	70.00
			BELLARY Average														81.02
49046	HYDERABAD	KARNATAKA	CHAMARAJNAGAR	041	MATHEMATICS	43	43	0	0	0	0	3	7	15	11	7	71.91
49046	HYDERABAD	KARNATAKA	CHAMARAJNAGAR	042	PHYSICS	43	43	0	0	0	0	0	0	7	25	11	82.93
49046	HYDERABAD	KARNATAKA	CHAMARAJNAGAR	043	CHEMISTRY	43	43	0	0	0	0	0	2	15	16	10	79.00
49046	HYDERABAD	KARNATAKA	CHAMARAJNAGAR	044	BIOLOGY	43	43	0	0	0	0	0	0	2	15	26	89.53
49046	HYDERABAD	KARNATAKA	CHAMARAJNAGAR	115	KANNADA	24	24	0	0	0	0	0	0	1	16	7	86.04
49046	HYDERABAD	KARNATAKA	CHAMARAJNAGAR	301	ENGLISH CORE	43	43	0	0	0	0	0	0	1	31	11	85.81
			CHAMARAJNAGAR Average														82.54
49047	HYDERABAD	KARNATAKA	CHITRADURGA	041	MATHEMATICS	26	26	0	0	0	0	4	4	7	8	3	69.42
49047	HYDERABAD	KARNATAKA	CHITRADURGA	042	PHYSICS	26	26	0	0	0	0	0	0	15	5	6	74.65
49047	HYDERABAD	KARNATAKA	CHITRADURGA	043	CHEMISTRY	26	26	0	0	0	0	0	0	9	11	6	80.88
49047	HYDERABAD	KARNATAKA	CHITRADURGA	044	BIOLOGY	26	26	0	0	0	0	0	3	4	7	12	82.35
49047	HYDERABAD	KARNATAKA	CHITRADURGA	115	KANNADA	26	26	0	0	0	0	0	0	7	8	11	82.35
49047	HYDERABAD	KARNATAKA	CHITRADURGA	301	ENGLISH CORE	26	26	0	0	0	0	0	0	6	10	10	84.85
			CHITRADURGA Average														79.08
49048	HYDERABAD	KARNATAKA	TUMKUR	041	MATHEMATICS	22	21	1	0	0	0	1	5	6	6	3	68.73
49048	HYDERABAD	KARNATAKA	TUMKUR	042	PHYSICS	22	22	0	0	0	0	0	0	3	11	8	85.36
49048	HYDERABAD	KARNATAKA	TUMKUR	043	CHEMISTRY	22	22	0	0	0	0	0	1	2	5	14	87.32
49048	HYDERABAD	KARNATAKA	TUMKUR	044	BIOLOGY	22	22	0	0	0	0	0	0	5	6	11	84.68
49048	HYDERABAD	KARNATAKA	TUMKUR	301	ENGLISH CORE	22	22	0	0	0	0	0	0	1	10	11	88.50
			TUMKUR Average														82.92
49050	HYDERABAD	KARNATAKA	N.CANARA	041	MATHEMATICS	40	40	0	0	0	0	0	2	15	14	9	78.93
49050	HYDERABAD	KARNATAKA	N.CANARA	042	PHYSICS	41	41	0	0	0	0	0	0	10	18	13	82.68
49050	HYDERABAD	KARNATAKA	N.CANARA	043	CHEMISTRY	41	41	0	0	0	0	0	0	17	15	9	79.02
49050	HYDERABAD	KARNATAKA	N.CANARA	044	BIOLOGY	41	41	0	0	0	0	0	0	9	20	12	83.17

SCH CODE	REGION	STATE	JNV	SUB CODE	SUBJ NAME	APPEARED	PASSED	FAILED	ABSENT	L33	e33l40	e40l50	e50l60	e60l75	e75l90	e90a	Subj. Avg
49050	HYDERABAD	KARNATAKA	N.CANARA	115	KANNADA	41	41	0	0	0	0	0	0	2	25	14	86.34
49050	HYDERABAD	KARNATAKA	N.CANARA	301	ENGLISH CORE	41	41	0	0	0	0	0	0	1	10	30	91.22
49050	HYDERABAD	KARNATAKA	N.CANARA	302	HINDI CORE	1	1	0	0	0	0	0	0	0	0	1	90.00
			N.CANARA Average														84.48
49051	HYDERABAD	KARNATAKA	BIJAPUR	041	MATHEMATICS	28	28	0	0	0	0	1	5	6	12	4	74.21
49051	HYDERABAD	KARNATAKA	BIJAPUR	042	PHYSICS	28	28	0	0	0	0	0	0	8	14	6	80.54
49051	HYDERABAD	KARNATAKA	BIJAPUR	043	CHEMISTRY	28	28	0	0	0	0	0	1	9	10	8	81.46
49051	HYDERABAD	KARNATAKA	BIJAPUR	044	BIOLOGY	28	28	0	0	0	0	0	0	0	14	14	89.21
49051	HYDERABAD	KARNATAKA	BIJAPUR	115	KANNADA	27	27	0	0	0	0	0	0	0	12	15	87.56
49051	HYDERABAD	KARNATAKA	BIJAPUR	301	ENGLISH CORE	28	28	0	0	0	0	0	0	0	10	18	91.82
			BIJAPUR Average														84.13
49057	HYDERABAD	KARNATAKA	UDIPPI	041	MATHEMATICS	30	30	0	0	0	0	0	5	8	8	9	77.07
49057	HYDERABAD	KARNATAKA	UDIPPI	042	PHYSICS	32	32	0	0	0	0	0	0	6	13	13	84.72
49057	HYDERABAD	KARNATAKA	UDIPPI	043	CHEMISTRY	32	32	0	0	0	0	0	0	7	11	14	84.41
49057	HYDERABAD	KARNATAKA	UDIPPI	044	BIOLOGY	25	25	0	0	0	0	0	0	1	6	18	89.96
49057	HYDERABAD	KARNATAKA	UDIPPI	283	COMPUTER SCIENCE	9	9	0	0	0	0	0	0	0	5	4	85.89
49057	HYDERABAD	KARNATAKA	UDIPPI	301	ENGLISH CORE	32	32	0	0	0	0	0	0	0	5	27	91.88
			UDIPPI Average														85.66
49060	HYDERABAD	KARNATAKA	BANGLORE URBAN	041	MATHEMATICS	287	287	0	0	0	0	0	3	15	48	221	91.27
49060	HYDERABAD	KARNATAKA	BANGLORE URBAN	042	PHYSICS	294	294	0	0	0	0	0	0	3	33	258	92.97
49060	HYDERABAD	KARNATAKA	BANGLORE URBAN	043	CHEMISTRY	294	294	0	0	0	0	0	0	13	60	221	91.07
49060	HYDERABAD	KARNATAKA	BANGLORE URBAN	044	BIOLOGY	27	27	0	0	0	0	0	0	0	3	24	93.70
49060	HYDERABAD	KARNATAKA	BANGLORE URBAN	283	COMPUTER SCIENCE	110	110	0	0	0	0	0	0	0	9	101	93.57
49060	HYDERABAD	KARNATAKA	BANGLORE URBAN	301	ENGLISH CORE	294	294	0	0	0	0	0	0	2	148	144	88.68
49060	HYDERABAD	KARNATAKA	BANGLORE URBAN	302	HINDI CORE	164	164	0	0	0	0	0	0	0	25	139	92.55
			BANGLORE URBAN Average														91.97
49065	HYDERABAD	KARNATAKA	RAICHUR	041	MATHEMATICS	18	18	0	0	0	0	1	2	7	6	2	73.00
49065	HYDERABAD	KARNATAKA	RAICHUR	042	PHYSICS	19	19	0	0	0	0	0	0	6	8	5	81.37
49065	HYDERABAD	KARNATAKA	RAICHUR	043	CHEMISTRY	19	19	0	0	0	0	0	0	0	7	12	89.58
49065	HYDERABAD	KARNATAKA	RAICHUR	044	BIOLOGY	19	19	0	0	0	0	0	0	2	5	12	88.63
49065	HYDERABAD	KARNATAKA	RAICHUR	301	ENGLISH CORE	19	19	0	0	0	0	0	0	1	11	7	87.47
49065	HYDERABAD	KARNATAKA	RAICHUR	302	HINDI CORE	1	1	0	0	0	0	0	0	0	0	1	93.00
			RAICHUR Average														85.51
49066	HYDERABAD	KARNATAKA	GADAG	041	MATHEMATICS	14	14	0	0	0	0	0	6	4	3	1	67.93
49066	HYDERABAD	KARNATAKA	GADAG	042	PHYSICS	14	14	0	0	0	0	0	0	2	8	4	84.07
49066	HYDERABAD	KARNATAKA	GADAG	043	CHEMISTRY	14	14	0	0	0	0	0	0	7	3	4	78.07
49066	HYDERABAD	KARNATAKA	GADAG	044	BIOLOGY	14	14	0	0	0	0	0	0	5	3	6	82.21
49066	HYDERABAD	KARNATAKA	GADAG	301	ENGLISH CORE	14	14	0	0	0	0	0	0	0	9	5	87.36
			GADAG Average														79.93
49067	HYDERABAD	KARNATAKA	HAVERI	041	MATHEMATICS	43	43	0	0	0	0	0	7	12	13	11	77.07
49067	HYDERABAD	KARNATAKA	HAVERI	042	PHYSICS	43	43	0	0	0	0	0	0	8	19	16	83.95
49067	HYDERABAD	KARNATAKA	HAVERI	043	CHEMISTRY	43	43	0	0	0	0	0	1	13	14	15	80.98
49067	HYDERABAD	KARNATAKA	HAVERI	044	BIOLOGY	43	43	0	0	0	0	0	0	2	19	22	88.02
49067	HYDERABAD	KARNATAKA	HAVERI	115	KANNADA	43	43	0	0	0	0	0	0	2	19	22	87.37
49067	HYDERABAD	KARNATAKA	HAVERI	301	ENGLISH CORE	43	43	0	0	0	0	0	0	1	19	23	88.60
			HAVERI Average														84.33
49069	HYDERABAD	KARNATAKA	SOUTH CANARA	041	MATHEMATICS	24	24	0	0	0	0	0	1	4	7	12	85.79
49069	HYDERABAD	KARNATAKA	SOUTH CANARA	042	PHYSICS	24	24	0	0	0	0	0	0	0	5	19	92.25
49069	HYDERABAD	KARNATAKA	SOUTH CANARA	043	CHEMISTRY	24	24	0	0	0	0	0	0	3	11	10	84.75
49069	HYDERABAD	KARNATAKA	SOUTH CANARA	044	BIOLOGY	20	20	0	0	0	0	0	0	1	1	18	92.85
49069	HYDERABAD	KARNATAKA	SOUTH CANARA	283	COMPUTER SCIENCE	4	4	0	0	0	0	0	0	0	2	2	89.00

SCH CODE	REGION	STATE	JNV	SUB CODE	SUBJ NAME	APPEARED	PASSED	FAILED	ABSENT	L33	e33l40	e40l50	e50l60	e60l75	e75l90	e90a	Subj. Avg
49069	HYDERABAD	KARNATAKA	SOUTH CANARA	301	ENGLISH CORE	24	24	0	0	0	0	0	0	0	4	20	93.83
			SOUTH CANARA Average														89.75
49070	HYDERABAD	KARNATAKA	DAVANGERE	041	MATHEMATICS	31	31	0	0	0	1	3	7	10	7	3	66.29
49070	HYDERABAD	KARNATAKA	DAVANGERE	042	PHYSICS	33	33	0	0	0	0	0	0	7	20	6	81.30
49070	HYDERABAD	KARNATAKA	DAVANGERE	043	CHEMISTRY	33	33	0	0	0	0	0	0	12	13	8	80.30
49070	HYDERABAD	KARNATAKA	DAVANGERE	044	BIOLOGY	33	33	0	0	0	0	0	0	3	6	24	90.30
49070	HYDERABAD	KARNATAKA	DAVANGERE	115	KANNADA	33	33	0	0	0	0	0	0	1	20	12	86.52
49070	HYDERABAD	KARNATAKA	DAVANGERE	301	ENGLISH CORE	33	33	0	0	0	0	0	0	4	15	14	85.97
49070	HYDERABAD	KARNATAKA	DAVANGERE	302	HINDI CORE	2	2	0	0	0	0	0	0	0	2	0	87.00
			DAVANGERE Average														82.53
49071	HYDERABAD	KARNATAKA	BHAGALKOT	041	MATHEMATICS	18	18	0	0	0	0	0	3	5	8	2	75.67
49071	HYDERABAD	KARNATAKA	BHAGALKOT	042	PHYSICS	20	20	0	0	0	0	0	0	4	13	3	80.40
49071	HYDERABAD	KARNATAKA	BHAGALKOT	043	CHEMISTRY	20	20	0	0	0	0	0	1	7	9	3	77.10
49071	HYDERABAD	KARNATAKA	BHAGALKOT	044	BIOLOGY	20	20	0	0	0	0	0	0	2	9	9	86.85
49071	HYDERABAD	KARNATAKA	BHAGALKOT	115	KANNADA	20	20	0	0	0	0	0	0	2	13	5	83.95
49071	HYDERABAD	KARNATAKA	BHAGALKOT	301	ENGLISH CORE	20	20	0	0	0	0	0	0	2	10	8	85.50
49071	HYDERABAD	KARNATAKA	BHAGALKOT	302	HINDI CORE	2	2	0	0	0	0	0	0	0	2	0	80.00
			BHAGALKOT Average														81.35
49073	HYDERABAD	KARNATAKA	MYSORE	041	MATHEMATICS	34	34	0	0	0	0	0	3	7	16	8	79.32
49073	HYDERABAD	KARNATAKA	MYSORE	042	PHYSICS	40	40	0	0	0	0	0	0	1	16	23	88.95
49073	HYDERABAD	KARNATAKA	MYSORE	043	CHEMISTRY	40	40	0	0	0	0	0	1	12	19	8	79.20
49073	HYDERABAD	KARNATAKA	MYSORE	044	BIOLOGY	40	40	0	0	0	0	0	0	4	21	15	85.93
49073	HYDERABAD	KARNATAKA	MYSORE	115	KANNADA	40	40	0	0	0	0	0	0	1	22	17	87.63
49073	HYDERABAD	KARNATAKA	MYSORE	301	ENGLISH CORE	40	40	0	0	0	0	0	0	0	23	17	88.40
49073	HYDERABAD	KARNATAKA	MYSORE	302	HINDI CORE	6	6	0	0	0	0	0	0	1	3	2	84.83
			MYSORE Average														84.89
49078	HYDERABAD	KARNATAKA	KALABURGI-II	041	MATHEMATICS	17	17	0	0	1	2	1	10	2	1	0	54.65
49078	HYDERABAD	KARNATAKA	KALABURGI-II	042	PHYSICS	17	17	0	0	0	0	0	0	11	6	0	73.12
49078	HYDERABAD	KARNATAKA	KALABURGI-II	043	CHEMISTRY	17	17	0	0	0	0	0	7	8	2	0	63.53
49078	HYDERABAD	KARNATAKA	KALABURGI-II	044	BIOLOGY	17	17	0	0	0	0	2	3	7	4	1	65.41
49078	HYDERABAD	KARNATAKA	KALABURGI-II	115	KANNADA	17	17	0	0	0	0	0	0	14	2	1	70.06
49078	HYDERABAD	KARNATAKA	KALABURGI-II	301	ENGLISH CORE	17	17	0	0	0	0	0	2	4	8	3	74.82
			KALABURGI-II Average														66.93
59201	HYDERABAD	UT	MAHE	041	MATHEMATICS	22	22	0	0	0	0	1	1	9	9	2	73.59
59201	HYDERABAD	UT	MAHE	042	PHYSICS	28	28	0	0	0	0	0	0	12	11	5	79.21
59201	HYDERABAD	UT	MAHE	043	CHEMISTRY	28	28	0	0	0	0	0	1	5	15	7	82.93
59201	HYDERABAD	UT	MAHE	044	BIOLOGY	23	23	0	0	0	0	0	0	1	7	15	90.65
59201	HYDERABAD	UT	MAHE	283	COMPUTER SCIENCE	5	5	0	0	0	0	0	0	0	4	1	86.40
59201	HYDERABAD	UT	MAHE	301	ENGLISH CORE	28	28	0	0	0	0	0	0	0	9	19	90.14
59201	HYDERABAD	UT	MAHE	302	HINDI CORE	6	6	0	0	0	0	0	0	0	5	1	83.50
			MAHE Average														83.77
59204	HYDERABAD	UT	PONDYCHERRY	030	ECONOMICS	25	25	0	0	0	0	1	6	11	7	0	66.76
59204	HYDERABAD	UT	PONDYCHERRY	041	MATHEMATICS	39	38	1	0	0	0	0	1	3	7	27	88.28
59204	HYDERABAD	UT	PONDYCHERRY	042	PHYSICS	39	39	0	0	0	0	0	0	3	6	30	91.00
59204	HYDERABAD	UT	PONDYCHERRY	043	CHEMISTRY	39	39	0	0	0	0	0	0	3	13	23	88.41
59204	HYDERABAD	UT	PONDYCHERRY	044	BIOLOGY	7	6	1	0	0	0	0	0	0	2	4	84.14
59204	HYDERABAD	UT	PONDYCHERRY	054	BUSINESS STUDIES	25	25	0	0	0	0	0	0	1	17	7	86.48
59204	HYDERABAD	UT	PONDYCHERRY	055	ACCOUNTANCY	25	25	0	0	0	0	0	0	0	4	21	91.88
59204	HYDERABAD	UT	PONDYCHERRY	065	INFORMATICS PRAC.	45	45	0	0	0	0	0	0	0	13	32	91.16
59204	HYDERABAD	UT	PONDYCHERRY	106	TAMIL	32	32	0	0	0	0	0	0	1	18	13	86.91
59204	HYDERABAD	UT	PONDYCHERRY	301	ENGLISH CORE	64	64	0	0	0	0	0	0	9	32	23	85.00

SCH CODE	REGION	STATE	JNV	SUB CODE	SUBJ NAME	APPEARED	PASSED	FAILED	ABSENT	L33	e33l40	e40l50	e50l60	e60l75	e75l90	e90a	Subj. Avg
59204	HYDERABAD	UT	PONDYCHERRY	302	HINDI CORE	12	12	0	0	0	0	0	0	0	3	9	92.00
			PONDYCHERRY Average														86.55
59205	HYDERABAD	UT	KARAIKAL	041	MATHEMATICS	33	33	0	0	0	0	5	11	12	2	3	62.76
59205	HYDERABAD	UT	KARAIKAL	042	PHYSICS	42	42	0	0	0	0	0	0	17	19	6	79.24
59205	HYDERABAD	UT	KARAIKAL	043	CHEMISTRY	42	42	0	0	0	0	0	0	20	15	7	77.00
59205	HYDERABAD	UT	KARAIKAL	044	BIOLOGY	32	32	0	0	0	0	0	0	8	17	7	80.59
59205	HYDERABAD	UT	KARAIKAL	106	TAMIL	41	41	0	0	0	0	0	0	16	20	5	78.32
59205	HYDERABAD	UT	KARAIKAL	301	ENGLISH CORE	42	42	0	0	0	0	0	1	10	25	6	79.36
59205	HYDERABAD	UT	KARAIKAL	302	HINDI CORE	1	1	0	0	0	0	0	0	0	1	0	82.00
			KARAIKAL Average														77.04
59252	HYDERABAD	UT	MIDDLE ANDAMAN	027	HISTORY	22	22	0	0	0	0	0	2	7	7	6	78.59
59252	HYDERABAD	UT	MIDDLE ANDAMAN	029	GEOGRAPHY	34	34	0	0	0	0	0	1	5	16	12	83.91
59252	HYDERABAD	UT	MIDDLE ANDAMAN	030	ECONOMICS	34	34	0	0	0	0	4	5	6	8	11	75.03
59252	HYDERABAD	UT	MIDDLE ANDAMAN	041	MATHEMATICS	34	34	0	0	0	0	1	7	12	7	7	73.65
59252	HYDERABAD	UT	MIDDLE ANDAMAN	042	PHYSICS	34	34	0	0	0	0	0	0	13	14	7	79.97
59252	HYDERABAD	UT	MIDDLE ANDAMAN	043	CHEMISTRY	34	34	0	0	0	0	0	0	14	15	5	77.50
59252	HYDERABAD	UT	MIDDLE ANDAMAN	044	BIOLOGY	34	34	0	0	0	0	0	0	7	20	7	81.94
59252	HYDERABAD	UT	MIDDLE ANDAMAN	054	BUSINESS STUDIES	12	12	0	0	0	0	0	0	0	7	5	89.42
59252	HYDERABAD	UT	MIDDLE ANDAMAN	055	ACCOUNTANCY	12	12	0	0	0	0	0	3	8	1	0	65.92
59252	HYDERABAD	UT	MIDDLE ANDAMAN	083	COMPUTER SCIENCE	68	68	0	0	0	0	0	2	11	43	12	82.13
59252	HYDERABAD	UT	MIDDLE ANDAMAN	301	ENGLISH CORE	68	68	0	0	0	0	0	3	5	37	23	84.57
59252	HYDERABAD	UT	MIDDLE ANDAMAN	302	HINDI CORE	22	22	0	0	0	0	0	2	4	13	3	78.73
			MIDDLE ANDAMAN Average														79.28
59312	HYDERABAD	A.P	CHITOOOR	030	ECONOMICS	26	26	0	0	0	0	2	3	9	11	1	71.12
59312	HYDERABAD	A.P	CHITOOOR	041	MATHEMATICS	23	23	0	0	0	0	0	4	10	4	5	73.17
59312	HYDERABAD	A.P	CHITOOOR	042	PHYSICS	40	40	0	0	0	0	0	0	20	15	5	76.48
59312	HYDERABAD	A.P	CHITOOOR	043	CHEMISTRY	40	40	0	0	0	0	0	1	21	10	8	76.45
59312	HYDERABAD	A.P	CHITOOOR	044	BIOLOGY	19	19	0	0	0	0	0	0	6	9	4	80.95
59312	HYDERABAD	A.P	CHITOOOR	054	BUSINESS STUDIES	26	26	0	0	0	0	0	4	4	15	3	77.04
59312	HYDERABAD	A.P	CHITOOOR	055	ACCOUNTANCY	26	24	2	0	0	0	0	7	10	5	2	66.96
59312	HYDERABAD	A.P	CHITOOOR	265	INFORMATICS PRAC.	61	61	0	0	0	0	0	1	14	37	9	80.36
59312	HYDERABAD	A.P	CHITOOOR	301	ENGLISH CORE	66	66	0	0	0	0	0	4	13	35	14	81.11
59312	HYDERABAD	A.P	CHITOOOR	302	HINDI CORE	3	3	0	0	0	0	0	0	1	2	0	74.33
			CHITOOOR Average														75.80
59317	HYDERABAD	A.P	GUNTUR	030	ECONOMICS	36	31	5	0	0	0	12	10	2	7	0	54.78
59317	HYDERABAD	A.P	GUNTUR	041	MATHEMATICS	26	26	0	0	0	0	0	1	11	13	1	74.42
59317	HYDERABAD	A.P	GUNTUR	042	PHYSICS	34	34	0	0	0	0	0	1	17	14	2	74.97
59317	HYDERABAD	A.P	GUNTUR	043	CHEMISTRY	34	34	0	0	0	0	0	0	7	20	7	81.71
59317	HYDERABAD	A.P	GUNTUR	044	BIOLOGY	11	11	0	0	0	0	0	0	1	8	2	82.27
59317	HYDERABAD	A.P	GUNTUR	048	PHYSICAL EDUCATION	34	34	0	0	0	0	0	2	15	16	1	75.38
59317	HYDERABAD	A.P	GUNTUR	054	BUSINESS STUDIES	36	34	2	0	0	0	2	2	18	9	3	68.08
59317	HYDERABAD	A.P	GUNTUR	055	ACCOUNTANCY	36	31	5	0	0	4	7	11	5	3	1	53.19
59317	HYDERABAD	A.P	GUNTUR	107	TELUGU	30	28	2	0	0	0	2	2	17	6	1	65.90
59317	HYDERABAD	A.P	GUNTUR	265	INFORMATICS PRAC.	36	34	2	0	0	0	0	4	18	8	4	71.44
59317	HYDERABAD	A.P	GUNTUR	301	ENGLISH CORE	70	70	0	0	0	0	2	4	11	40	13	80.03
59317	HYDERABAD	A.P	GUNTUR	302	HINDI CORE	31	31	0	0	0	0	0	1	9	20	1	78.52
			GUNTUR Average														71.72
59318	HYDERABAD	A.P	VISHAKAPATNAM	041	MATHEMATICS	27	27	0	0	0	0	0	1	10	10	6	78.19
59318	HYDERABAD	A.P	VISHAKAPATNAM	042	PHYSICS	33	33	0	0	0	0	0	0	10	17	6	80.45
59318	HYDERABAD	A.P	VISHAKAPATNAM	043	CHEMISTRY	33	33	0	0	0	0	0	0	9	14	10	81.76
59318	HYDERABAD	A.P	VISHAKAPATNAM	044	BIOLOGY	8	8	0	0	0	0	0	0	1	3	4	84.75

SCH CODE	REGION	STATE	JNV	SUB CODE	SUBJ NAME	APPEARED	PASSED	FAILED	ABSENT	L33	e33l40	e40l50	e50l60	e60l75	e75l90	e90a	Subj. Avg
59318	HYDERABAD	A.P	VISHAKAPATNAM	283	COMPUTER SCIENCE	18	18	0	0	0	0	0	0	1	9	8	87.39
59318	HYDERABAD	A.P	VISHAKAPATNAM	301	ENGLISH CORE	33	33	0	0	0	0	0	0	1	21	11	86.09
59318	HYDERABAD	A.P	VISHAKAPATNAM	302	HINDI CORE	13	13	0	0	0	0	0	0	4	7	2	80.62
			VISHAKAPATNAM Average														82.75
59319	HYDERABAD	A.P	WEST GODAVARY	041	MATHEMATICS	28	28	0	0	0	0	0	1	7	12	8	82.14
59319	HYDERABAD	A.P	WEST GODAVARY	042	PHYSICS	41	41	0	0	0	0	0	0	7	18	16	83.85
59319	HYDERABAD	A.P	WEST GODAVARY	043	CHEMISTRY	41	41	0	0	0	0	0	0	9	24	8	81.20
59319	HYDERABAD	A.P	WEST GODAVARY	044	BIOLOGY	13	13	0	0	0	0	0	0	0	6	7	88.69
59319	HYDERABAD	A.P	WEST GODAVARY	283	COMPUTER SCIENCE	41	41	0	0	0	0	0	0	1	22	18	86.95
59319	HYDERABAD	A.P	WEST GODAVARY	301	ENGLISH CORE	41	41	0	0	0	0	0	0	0	29	12	85.76
			WEST GODAVARY Average														84.77
59323	HYDERABAD	A.P	ANANTAPUR	041	MATHEMATICS	23	23	0	0	0	0	0	0	5	10	8	84.17
59323	HYDERABAD	A.P	ANANTAPUR	042	PHYSICS	37	37	0	0	0	0	0	0	15	14	8	79.22
59323	HYDERABAD	A.P	ANANTAPUR	043	CHEMISTRY	37	37	0	0	0	0	0	0	26	7	4	73.73
59323	HYDERABAD	A.P	ANANTAPUR	044	BIOLOGY	14	14	0	0	0	0	0	1	0	6	7	88.29
59323	HYDERABAD	A.P	ANANTAPUR	107	TELUGU	31	31	0	0	0	0	0	1	8	17	5	79.52
59323	HYDERABAD	A.P	ANANTAPUR	301	ENGLISH CORE	37	37	0	0	0	0	0	0	5	24	8	83.30
59323	HYDERABAD	A.P	ANANTAPUR	302	HINDI CORE	37	37	0	0	0	0	0	0	8	22	7	80.95
			ANANTAPUR Average														81.31
59324	HYDERABAD	A.P	KURNOOL	041	MATHEMATICS	27	27	0	0	0	0	1	5	12	6	3	69.70
59324	HYDERABAD	A.P	KURNOOL	042	PHYSICS	39	39	0	0	0	0	0	0	10	18	11	81.74
59324	HYDERABAD	A.P	KURNOOL	043	CHEMISTRY	39	39	0	0	0	0	0	0	7	23	9	81.67
59324	HYDERABAD	A.P	KURNOOL	044	BIOLOGY	30	30	0	0	0	0	0	0	0	4	26	93.07
59324	HYDERABAD	A.P	KURNOOL	107	TELUGU	39	39	0	0	0	0	0	0	3	26	10	85.85
59324	HYDERABAD	A.P	KURNOOL	301	ENGLISH CORE	39	39	0	0	0	0	0	0	1	10	28	90.41
59324	HYDERABAD	A.P	KURNOOL	302	HINDI CORE	21	21	0	0	0	0	0	0	2	10	9	85.38
			KURNOOL Average														83.97
59325	HYDERABAD	A.P	EAST GODAVARI	027	HISTORY	38	38	0	0	0	0	0	0	8	18	12	82.24
59325	HYDERABAD	A.P	EAST GODAVARI	029	GEOGRAPHY	38	38	0	0	0	0	0	0	8	18	12	84.37
59325	HYDERABAD	A.P	EAST GODAVARI	030	ECONOMICS	38	38	0	0	0	0	0	12	18	8	0	66.39
59325	HYDERABAD	A.P	EAST GODAVARI	041	MATHEMATICS	26	26	0	0	0	0	1	5	10	8	2	70.65
59325	HYDERABAD	A.P	EAST GODAVARI	042	PHYSICS	38	38	0	0	0	0	0	0	22	13	3	75.76
59325	HYDERABAD	A.P	EAST GODAVARI	043	CHEMISTRY	38	38	0	0	0	0	0	0	26	12	0	71.21
59325	HYDERABAD	A.P	EAST GODAVARI	044	BIOLOGY	12	12	0	0	0	0	0	1	2	4	5	82.58
59325	HYDERABAD	A.P	EAST GODAVARI	107	TELUGU	76	76	0	0	0	0	0	0	24	37	15	80.03
59325	HYDERABAD	A.P	EAST GODAVARI	283	COMPUTER SCIENCE	38	38	0	0	0	0	0	0	9	22	7	80.82
59325	HYDERABAD	A.P	EAST GODAVARI	301	ENGLISH CORE	76	76	0	0	0	0	0	4	16	40	16	81.01
59325	HYDERABAD	A.P	EAST GODAVARI	302	HINDI CORE	38	38	0	0	0	0	0	0	9	19	10	82.24
			EAST GODAVARI Average														77.94
59326	HYDERABAD	UT	YANAM	041	MATHEMATICS	4	2	2	0	0	0	0	0	1	1	0	58.00
59326	HYDERABAD	UT	YANAM	042	PHYSICS	8	8	0	0	0	0	0	0	4	2	2	76.25
59326	HYDERABAD	UT	YANAM	043	CHEMISTRY	8	7	1	0	0	0	0	0	4	2	1	72.00
59326	HYDERABAD	UT	YANAM	044	BIOLOGY	5	5	0	0	0	0	0	1	1	0	3	80.80
59326	HYDERABAD	UT	YANAM	283	COMPUTER SCIENCE	3	3	0	0	0	0	0	0	1	2	0	73.00
59326	HYDERABAD	UT	YANAM	301	ENGLISH CORE	8	8	0	0	0	0	0	0	1	4	3	83.00
59326	HYDERABAD	UT	YANAM	302	HINDI CORE	4	4	0	0	0	0	0	0	2	0	2	78.75
			YANAM Average														74.54
59327	HYDERABAD	A.P	VIZIANAGARAM	041	MATHEMATICS	34	34	0	0	0	0	0	2	4	15	13	83.06
59327	HYDERABAD	A.P	VIZIANAGARAM	042	PHYSICS	37	37	0	0	0	0	0	0	1	14	22	88.57
59327	HYDERABAD	A.P	VIZIANAGARAM	043	CHEMISTRY	37	37	0	0	0	0	0	0	1	13	23	90.27
59327	HYDERABAD	A.P	VIZIANAGARAM	044	BIOLOGY	4	4	0	0	0	0	0	0	0	2	2	90.25

SCH CODE	REGION	STATE	JNV	SUB CODE	SUBJ NAME	APPEARED	PASSED	FAILED	ABSENT	L33	e33l40	e40l50	e50l60	e60l75	e75l90	e90a	Subj. Avg
59327	HYDERABAD	A.P	VIZIANAGARAM	283	COMPUTER SCIENCE	36	36	0	0	0	0	0	0	0	13	23	90.06
59327	HYDERABAD	A.P	VIZIANAGARAM	301	ENGLISH CORE	37	37	0	0	0	0	0	0	3	23	11	85.00
			VIZIANAGARAM Average														87.87
59328	HYDERABAD	A.P	PRAKASHAM	041	MATHEMATICS	22	22	0	0	0	0	0	1	7	7	7	80.05
59328	HYDERABAD	A.P	PRAKASHAM	042	PHYSICS	31	31	0	0	0	0	0	0	3	20	8	84.10
59328	HYDERABAD	A.P	PRAKASHAM	043	CHEMISTRY	31	31	0	0	0	0	1	3	20	4	3	70.06
59328	HYDERABAD	A.P	PRAKASHAM	044	BIOLOGY	11	11	0	0	0	0	0	0	2	8	1	80.27
59328	HYDERABAD	A.P	PRAKASHAM	107	TELUGU	31	31	0	0	0	0	0	1	3	21	6	81.94
59328	HYDERABAD	A.P	PRAKASHAM	283	COMPUTER SCIENCE	20	20	0	0	0	0	0	0	1	13	6	85.60
59328	HYDERABAD	A.P	PRAKASHAM	301	ENGLISH CORE	31	31	0	0	0	0	0	1	2	16	12	85.81
59328	HYDERABAD	A.P	PRAKASHAM	302	HINDI CORE	9	9	0	0	0	0	0	0	0	9	0	81.44
			PRAKASHAM Average														81.16
59329	HYDERABAD	A.P	KADAPA	041	MATHEMATICS	27	27	0	0	0	0	0	1	3	12	11	84.37
59329	HYDERABAD	A.P	KADAPA	042	PHYSICS	38	38	0	0	0	0	0	0	2	22	14	85.87
59329	HYDERABAD	A.P	KADAPA	043	CHEMISTRY	38	38	0	0	0	0	0	0	15	17	6	78.32
59329	HYDERABAD	A.P	KADAPA	044	BIOLOGY	11	11	0	0	0	0	0	0	0	0	11	96.27
59329	HYDERABAD	A.P	KADAPA	107	TELUGU	7	7	0	0	0	0	0	0	0	4	3	88.86
59329	HYDERABAD	A.P	KADAPA	283	COMPUTER SCIENCE	38	38	0	0	0	0	0	0	1	15	22	89.37
59329	HYDERABAD	A.P	KADAPA	301	ENGLISH CORE	38	38	0	0	0	0	0	0	2	13	23	88.68
			KADAPA Average														87.39
59330	HYDERABAD	A.P	SRIKAKULAM	041	MATHEMATICS	28	28	0	0	0	0	0	4	9	11	4	75.29
59330	HYDERABAD	A.P	SRIKAKULAM	042	PHYSICS	37	37	0	0	0	0	0	0	16	16	5	77.62
59330	HYDERABAD	A.P	SRIKAKULAM	043	CHEMISTRY	37	37	0	0	0	0	0	0	5	23	9	82.41
59330	HYDERABAD	A.P	SRIKAKULAM	044	BIOLOGY	9	9	0	0	0	0	0	1	3	1	4	78.22
59330	HYDERABAD	A.P	SRIKAKULAM	107	TELUGU	9	9	0	0	0	0	0	0	2	5	2	80.67
59330	HYDERABAD	A.P	SRIKAKULAM	283	COMPUTER SCIENCE	28	28	0	0	0	0	0	0	1	16	11	85.07
59330	HYDERABAD	A.P	SRIKAKULAM	301	ENGLISH CORE	37	37	0	0	0	0	0	1	4	19	13	84.19
			SRIKAKULAM Average														80.50
59331	HYDERABAD	A.P	NELLORE	041	MATHEMATICS	16	16	0	0	0	0	0	2	7	5	2	73.19
59331	HYDERABAD	A.P	NELLORE	042	PHYSICS	33	33	0	0	0	0	0	0	12	17	4	79.00
59331	HYDERABAD	A.P	NELLORE	043	CHEMISTRY	33	33	0	0	0	0	0	0	3	13	17	87.58
59331	HYDERABAD	A.P	NELLORE	044	BIOLOGY	17	17	0	0	0	0	0	0	3	7	7	84.06
59331	HYDERABAD	A.P	NELLORE	107	TELUGU	24	24	0	0	0	0	0	0	4	13	7	82.58
59331	HYDERABAD	A.P	NELLORE	283	COMPUTER SCIENCE	9	9	0	0	0	0	0	0	0	3	6	90.33
59331	HYDERABAD	A.P	NELLORE	301	ENGLISH CORE	33	33	0	0	0	0	1	1	3	19	9	82.42
			NELLORE Average														82.74
59334	HYDERABAD	A.P	KRISHNA	041	MATHEMATICS	24	24	0	0	0	0	0	0	4	3	17	88.13
59334	HYDERABAD	A.P	KRISHNA	042	PHYSICS	36	36	0	0	0	0	0	0	5	18	13	84.08
59334	HYDERABAD	A.P	KRISHNA	043	CHEMISTRY	36	36	0	0	0	0	0	1	12	17	6	78.72
59334	HYDERABAD	A.P	KRISHNA	044	BIOLOGY	12	12	0	0	0	0	0	0	1	7	4	87.25
59334	HYDERABAD	A.P	KRISHNA	283	COMPUTER SCIENCE	36	36	0	0	0	0	0	0	1	21	14	87.28
59334	HYDERABAD	A.P	KRISHNA	301	ENGLISH CORE	36	36	0	0	0	0	0	0	2	30	4	83.47
			KRISHNA Average														84.82
59347	HYDERABAD	A.P	E.GODAVARI-II	041	MATHEMATICS	9	9	0	0	0	0	0	0	4	2	3	79.67
59347	HYDERABAD	A.P	E.GODAVARI-II	042	PHYSICS	20	20	0	0	0	0	0	0	13	5	2	73.35
59347	HYDERABAD	A.P	E.GODAVARI-II	043	CHEMISTRY	20	20	0	0	0	0	0	2	7	7	4	76.05
59347	HYDERABAD	A.P	E.GODAVARI-II	044	BIOLOGY	11	11	0	0	0	0	0	1	2	5	3	81.36
59347	HYDERABAD	A.P	E.GODAVARI-II	283	COMPUTER SCIENCE	20	20	0	0	0	0	0	0	2	13	5	82.85
59347	HYDERABAD	A.P	E.GODAVARI-II	301	ENGLISH CORE	20	20	0	0	0	0	0	0	2	8	10	86.20
			E.GODAVARI-II Average														79.91
59348	HYDERABAD	A.P	PRAKASHAM-II	041	MATHEMATICS	22	22	0	0	0	0	0	0	7	6	9	81.86

SCH CODE	REGION	STATE	JNV	SUB CODE	SUBJ NAME	APPEARED	PASSED	FAILED	ABSENT	L33	e33l40	e40l50	e50l60	e60l75	e75l90	e90a	Subj. Avg
59348	HYDERABAD	A.P	PRAKASHAM-II	042	PHYSICS	38	38	0	0	0	0	0	0	6	17	15	84.95
59348	HYDERABAD	A.P	PRAKASHAM-II	043	CHEMISTRY	38	38	0	0	0	0	0	0	7	13	18	85.08
59348	HYDERABAD	A.P	PRAKASHAM-II	044	BIOLOGY	16	16	0	0	0	0	0	0	1	3	12	92.69
59348	HYDERABAD	A.P	PRAKASHAM-II	107	TELUGU	38	38	0	0	0	0	0	0	5	13	20	87.34
59348	HYDERABAD	A.P	PRAKASHAM-II	301	ENGLISH CORE	38	38	0	0	0	0	0	0	8	21	9	82.03
59348	HYDERABAD	A.P	PRAKASHAM-II	302	HINDI CORE	38	38	0	0	0	0	0	0	5	14	19	86.79
			PRAKASHAM-II Average														85.82
59519	HYDERABAD	TELANGANA	NIZAMABAD	027	HISTORY	29	29	0	0	0	0	0	1	8	13	7	81.86
59519	HYDERABAD	TELANGANA	NIZAMABAD	029	GEOGRAPHY	29	29	0	0	0	0	0	1	5	13	10	83.55
59519	HYDERABAD	TELANGANA	NIZAMABAD	030	ECONOMICS	29	29	0	0	0	0	1	2	7	14	5	77.45
59519	HYDERABAD	TELANGANA	NIZAMABAD	041	MATHEMATICS	26	25	1	0	0	0	3	7	8	4	3	65.35
59519	HYDERABAD	TELANGANA	NIZAMABAD	042	PHYSICS	34	34	0	0	0	0	0	0	17	12	5	76.82
59519	HYDERABAD	TELANGANA	NIZAMABAD	043	CHEMISTRY	34	34	0	0	0	0	0	0	7	16	11	83.35
59519	HYDERABAD	TELANGANA	NIZAMABAD	044	BIOLOGY	8	8	0	0	0	0	0	1	2	1	4	82.38
59519	HYDERABAD	TELANGANA	NIZAMABAD	283	COMPUTER SCIENCE	28	28	0	0	0	0	0	0	4	17	7	83.57
59519	HYDERABAD	TELANGANA	NIZAMABAD	301	ENGLISH CORE	63	63	0	0	0	0	0	6	15	22	20	80.16
59519	HYDERABAD	TELANGANA	NIZAMABAD	302	HINDI CORE	35	35	0	0	0	0	0	1	7	19	8	81.74
			NIZAMABAD Average														79.62
59522	HYDERABAD	TELANGANA	KHAMMAM	030	ECONOMICS	14	14	0	0	0	0	0	2	4	6	2	75.79
59522	HYDERABAD	TELANGANA	KHAMMAM	041	MATHEMATICS	23	23	0	0	0	0	0	4	6	9	4	75.48
59522	HYDERABAD	TELANGANA	KHAMMAM	042	PHYSICS	31	31	0	0	0	0	0	0	9	9	13	83.16
59522	HYDERABAD	TELANGANA	KHAMMAM	043	CHEMISTRY	31	31	0	0	0	0	0	0	7	18	6	82.00
59522	HYDERABAD	TELANGANA	KHAMMAM	044	BIOLOGY	8	8	0	0	0	0	0	0	1	2	5	88.25
59522	HYDERABAD	TELANGANA	KHAMMAM	054	BUSINESS STUDIES	14	14	0	0	0	0	0	1	2	8	3	78.93
59522	HYDERABAD	TELANGANA	KHAMMAM	055	ACCOUNTANCY	14	13	1	0	0	0	1	5	4	1	2	62.79
59522	HYDERABAD	TELANGANA	KHAMMAM	283	COMPUTER SCIENCE	39	39	0	0	0	0	0	0	4	22	13	83.46
59522	HYDERABAD	TELANGANA	KHAMMAM	301	ENGLISH CORE	45	45	0	0	0	0	0	2	10	21	12	81.84
59522	HYDERABAD	TELANGANA	KHAMMAM	302	HINDI CORE	6	6	0	0	0	0	0	0	1	1	4	87.67
			KHAMMAM Average														79.94
59524	HYDERABAD	TELANGANA	NALGONDA	041	MATHEMATICS	25	25	0	0	0	0	0	3	11	8	3	73.64
59524	HYDERABAD	TELANGANA	NALGONDA	042	PHYSICS	36	36	0	0	0	0	0	0	30	6	0	70.28
59524	HYDERABAD	TELANGANA	NALGONDA	043	CHEMISTRY	36	36	0	0	0	0	0	1	11	19	5	78.39
59524	HYDERABAD	TELANGANA	NALGONDA	044	BIOLOGY	11	11	0	0	0	0	0	0	0	9	2	85.55
59524	HYDERABAD	TELANGANA	NALGONDA	189	TELUGU TELANGANA	35	35	0	0	0	0	0	0	5	26	4	80.40
59524	HYDERABAD	TELANGANA	NALGONDA	301	ENGLISH CORE	36	36	0	0	0	0	0	0	1	13	22	89.14
59524	HYDERABAD	TELANGANA	NALGONDA	302	HINDI CORE	1	1	0	0	0	0	0	0	1	0	0	73.00
			NALGONDA Average														78.63
59525	HYDERABAD	TELANGANA	ADILABAD	041	MATHEMATICS	30	30	0	0	0	0	0	3	11	8	8	76.70
59525	HYDERABAD	TELANGANA	ADILABAD	042	PHYSICS	39	39	0	0	0	0	0	0	9	13	17	85.46
59525	HYDERABAD	TELANGANA	ADILABAD	043	CHEMISTRY	39	39	0	0	0	0	0	0	12	16	11	80.36
59525	HYDERABAD	TELANGANA	ADILABAD	044	BIOLOGY	9	9	0	0	0	0	0	1	2	2	4	80.78
59525	HYDERABAD	TELANGANA	ADILABAD	283	COMPUTER SCIENCE	39	39	0	0	0	0	0	0	7	15	17	86.18
59525	HYDERABAD	TELANGANA	ADILABAD	301	ENGLISH CORE	39	39	0	0	0	0	0	0	2	13	24	88.03
			ADILABAD Average														82.92
59526	HYDERABAD	TELANGANA	MEDAK	041	MATHEMATICS	15	15	0	0	0	0	2	0	5	5	3	74.53
59526	HYDERABAD	TELANGANA	MEDAK	042	PHYSICS	25	25	0	0	0	0	0	0	14	6	5	77.12
59526	HYDERABAD	TELANGANA	MEDAK	043	CHEMISTRY	25	24	1	0	0	0	0	3	6	7	8	77.40
59526	HYDERABAD	TELANGANA	MEDAK	044	BIOLOGY	10	10	0	0	0	0	0	0	2	3	5	84.00
59526	HYDERABAD	TELANGANA	MEDAK	265	INFORMATICS PRAC.	38	38	0	0	0	0	0	0	10	18	10	80.92
59526	HYDERABAD	TELANGANA	MEDAK	301	ENGLISH CORE	47	47	0	0	0	0	0	5	11	16	15	79.89
59526	HYDERABAD	TELANGANA	MEDAK	302	HINDI CORE	31	31	0	0	0	0	0	4	11	12	4	75.55

SCH CODE	REGION	STATE	JNV	SUB CODE	SUBJ NAME	APPEARED	PASSED	FAILED	ABSENT	L33	e33l40	e40l50	e50l60	e60l75	e75l90	e90a	Subj. Avg
59526	HYDERABAD	TELANGANA	MEDAK	809	FOOD PRODUCTION	22	22	0	0	0	0	0	0	8	10	4	79.09
59526	HYDERABAD	TELANGANA	MEDAK	810	FRONT OFFICE OPERA	22	22	0	0	0	0	0	0	3	19	0	79.36
			MEDAK Average														78.65
59527	HYDERABAD	TELANGANA	RANGA REDDY	041	MATHEMATICS	132	132	0	0	0	0	0	1	5	29	97	91.22
59527	HYDERABAD	TELANGANA	RANGA REDDY	042	PHYSICS	146	146	0	0	0	0	0	0	4	19	123	92.27
59527	HYDERABAD	TELANGANA	RANGA REDDY	043	CHEMISTRY	146	146	0	0	0	0	0	1	10	41	94	89.12
59527	HYDERABAD	TELANGANA	RANGA REDDY	044	BIOLOGY	14	14	0	0	0	0	0	0	2	9	3	82.07
59527	HYDERABAD	TELANGANA	RANGA REDDY	189	TELUGU TELANGANA	14	14	0	0	0	0	0	0	1	4	9	88.57
59527	HYDERABAD	TELANGANA	RANGA REDDY	265	INFORMATICS PRAC.	69	69	0	0	0	0	0	0	0	16	53	92.07
59527	HYDERABAD	TELANGANA	RANGA REDDY	301	ENGLISH CORE	146	145	1	0	0	0	0	0	0	54	91	89.70
59527	HYDERABAD	TELANGANA	RANGA REDDY	302	HINDI CORE	63	63	0	0	0	0	0	0	0	8	55	91.97
			RANGA REDDY Average														89.62
59528	HYDERABAD	TELANGANA	KARIMNAGAR	041	MATHEMATICS	31	31	0	0	0	0	0	1	9	12	9	81.97
59528	HYDERABAD	TELANGANA	KARIMNAGAR	042	PHYSICS	40	39	1	0	0	0	0	0	14	21	4	77.53
59528	HYDERABAD	TELANGANA	KARIMNAGAR	043	CHEMISTRY	40	40	0	0	0	0	0	0	0	27	13	86.58
59528	HYDERABAD	TELANGANA	KARIMNAGAR	044	BIOLOGY	9	9	0	0	0	0	0	1	0	6	2	82.33
59528	HYDERABAD	TELANGANA	KARIMNAGAR	189	TELUGU TELANGANA	7	7	0	0	0	0	0	0	1	4	2	85.57
59528	HYDERABAD	TELANGANA	KARIMNAGAR	283	COMPUTER SCIENCE	31	31	0	0	0	0	0	0	0	20	11	87.48
59528	HYDERABAD	TELANGANA	KARIMNAGAR	301	ENGLISH CORE	40	40	0	0	0	0	0	0	0	16	24	90.18
59528	HYDERABAD	TELANGANA	KARIMNAGAR	302	HINDI CORE	2	2	0	0	0	0	0	0	0	1	1	91.00
			KARIMNAGAR Average														85.33
59531	HYDERABAD	TELANGANA	WARANGAL	041	MATHEMATICS	15	15	0	0	0	0	0	2	6	4	3	75.00
59531	HYDERABAD	TELANGANA	WARANGAL	042	PHYSICS	27	27	0	0	0	0	0	0	16	8	3	76.15
59531	HYDERABAD	TELANGANA	WARANGAL	043	CHEMISTRY	27	27	0	0	0	0	0	0	18	8	1	72.93
59531	HYDERABAD	TELANGANA	WARANGAL	044	BIOLOGY	12	12	0	0	0	0	0	0	4	8	0	77.08
59531	HYDERABAD	TELANGANA	WARANGAL	189	TELUGU TELANGANA	18	18	0	0	0	0	0	0	8	7	3	79.11
59531	HYDERABAD	TELANGANA	WARANGAL	283	COMPUTER SCIENCE	17	17	0	0	0	0	0	0	3	9	5	83.24
59531	HYDERABAD	TELANGANA	WARANGAL	301	ENGLISH CORE	27	27	0	0	0	0	0	0	2	10	15	88.48
59531	HYDERABAD	TELANGANA	WARANGAL	302	HINDI CORE	8	8	0	0	0	0	0	0	1	7	0	78.88
			WARANGAL Average														78.86
59533	HYDERABAD	TELANGANA	MAHABOOB NAGAR	041	MATHEMATICS	27	27	0	0	0	0	0	1	8	10	8	80.78
59533	HYDERABAD	TELANGANA	MAHABOOB NAGAR	042	PHYSICS	36	36	0	0	0	0	0	0	3	21	12	86.06
59533	HYDERABAD	TELANGANA	MAHABOOB NAGAR	043	CHEMISTRY	36	36	0	0	0	0	0	0	0	3	33	93.19
59533	HYDERABAD	TELANGANA	MAHABOOB NAGAR	044	BIOLOGY	9	9	0	0	0	0	0	0	0	4	5	88.67
59533	HYDERABAD	TELANGANA	MAHABOOB NAGAR	283	COMPUTER SCIENCE	36	36	0	0	0	0	0	0	0	11	25	90.83
59533	HYDERABAD	TELANGANA	MAHABOOB NAGAR	301	ENGLISH CORE	36	36	0	0	0	0	0	0	0	27	9	85.33
59533	HYDERABAD	TELANGANA	MAHABOOB NAGAR	302	HINDI CORE	3	3	0	0	0	0	0	0	0	1	2	92.00
			MAHABOOB NAGAR Average														88.12
79007	HYDERABAD	KERALA	IDUKKI	041	MATHEMATICS	30	30	0	0	0	0	0	0	5	9	16	86.67
79007	HYDERABAD	KERALA	IDUKKI	042	PHYSICS	39	39	0	0	0	0	0	0	3	14	22	87.90
79007	HYDERABAD	KERALA	IDUKKI	043	CHEMISTRY	39	39	0	0	0	0	0	0	12	15	12	80.44
79007	HYDERABAD	KERALA	IDUKKI	044	BIOLOGY	24	24	0	0	0	0	0	0	4	5	15	89.25
79007	HYDERABAD	KERALA	IDUKKI	283	COMPUTER SCIENCE	15	15	0	0	0	0	0	0	0	8	7	88.33
79007	HYDERABAD	KERALA	IDUKKI	301	ENGLISH CORE	39	39	0	0	0	0	0	0	0	0	39	96.85
79007	HYDERABAD	KERALA	IDUKKI	302	HINDI CORE	9	9	0	0	0	0	0	0	0	3	6	90.78
			IDUKKI Average														88.60
79008	HYDERABAD	KERALA	ERNAKULAM	030	ECONOMICS	25	25	0	0	0	0	0	0	2	9	14	88.40
79008	HYDERABAD	KERALA	ERNAKULAM	041	MATHEMATICS	37	37	0	0	0	0	0	0	2	10	25	90.24
79008	HYDERABAD	KERALA	ERNAKULAM	042	PHYSICS	40	40	0	0	0	0	0	0	6	14	20	86.38
79008	HYDERABAD	KERALA	ERNAKULAM	043	CHEMISTRY	40	40	0	0	0	0	0	0	9	16	15	82.15
79008	HYDERABAD	KERALA	ERNAKULAM	044	BIOLOGY	28	28	0	0	0	0	0	0	6	7	15	85.00

SCH CODE	REGION	STATE	JNV	SUB CODE	SUBJ NAME	APPEARED	PASSED	FAILED	ABSENT	L33	e33l40	e40l50	e50l60	e60l75	e75l90	e90a	Subj. Avg
79008	HYDERABAD	KERALA	ERNAKULAM	054	BUSINESS STUDIES	25	25	0	0	0	0	0	0	1	2	22	93.36
79008	HYDERABAD	KERALA	ERNAKULAM	055	ACCOUNTANCY	25	25	0	0	0	0	0	0	1	9	15	90.44
79008	HYDERABAD	KERALA	ERNAKULAM	265	INFORMATICS PRAC.	20	20	0	0	0	0	0	0	1	2	17	93.50
79008	HYDERABAD	KERALA	ERNAKULAM	283	COMPUTER SCIENCE	12	12	0	0	0	0	0	0	0	3	9	91.00
79008	HYDERABAD	KERALA	ERNAKULAM	301	ENGLISH CORE	65	65	0	0	0	0	0	0	1	0	64	94.86
79008	HYDERABAD	KERALA	ERNAKULAM	302	HINDI CORE	8	8	0	0	0	0	0	0	0	4	4	87.88
			ERNAKULAM Average														89.38
79009	HYDERABAD	KERALA	PATANAMTHITTA	030	ECONOMICS	40	40	0	0	0	0	0	3	8	12	17	82.80
79009	HYDERABAD	KERALA	PATANAMTHITTA	041	MATHEMATICS	42	42	0	0	0	0	0	1	11	14	16	82.07
79009	HYDERABAD	KERALA	PATANAMTHITTA	042	PHYSICS	38	38	0	0	0	0	0	0	3	26	9	84.00
79009	HYDERABAD	KERALA	PATANAMTHITTA	043	CHEMISTRY	38	38	0	0	0	0	0	2	14	16	6	76.89
79009	HYDERABAD	KERALA	PATANAMTHITTA	044	BIOLOGY	23	23	0	0	0	0	0	1	5	12	5	81.09
79009	HYDERABAD	KERALA	PATANAMTHITTA	054	BUSINESS STUDIES	40	40	0	0	0	0	0	0	0	8	32	92.58
79009	HYDERABAD	KERALA	PATANAMTHITTA	055	ACCOUNTANCY	40	40	0	0	0	0	0	0	0	3	37	94.73
79009	HYDERABAD	KERALA	PATANAMTHITTA	265	INFORMATICS PRAC.	27	27	0	0	0	0	0	0	0	6	21	92.37
79009	HYDERABAD	KERALA	PATANAMTHITTA	283	COMPUTER SCIENCE	15	15	0	0	0	0	0	0	1	5	9	89.53
79009	HYDERABAD	KERALA	PATANAMTHITTA	301	ENGLISH CORE	78	78	0	0	0	0	0	0	2	13	63	91.95
79009	HYDERABAD	KERALA	PATANAMTHITTA	302	HINDI CORE	9	9	0	0	0	0	0	0	0	4	5	87.89
			PATANAMTHITTA Average														86.90
79010	HYDERABAD	KERALA	CALICUT	027	HISTORY	22	22	0	0	0	0	0	0	3	5	14	88.05
79010	HYDERABAD	KERALA	CALICUT	029	GEOGRAPHY	22	22	0	0	0	0	0	0	0	9	13	90.59
79010	HYDERABAD	KERALA	CALICUT	030	ECONOMICS	22	22	0	0	0	0	0	0	2	5	15	89.59
79010	HYDERABAD	KERALA	CALICUT	041	MATHEMATICS	36	36	0	0	0	0	0	3	13	10	10	78.97
79010	HYDERABAD	KERALA	CALICUT	042	PHYSICS	40	40	0	0	0	0	0	1	6	23	10	82.53
79010	HYDERABAD	KERALA	CALICUT	043	CHEMISTRY	40	40	0	0	0	0	0	1	18	13	8	75.98
79010	HYDERABAD	KERALA	CALICUT	044	BIOLOGY	40	40	0	0	0	0	0	1	1	16	22	87.43
79010	HYDERABAD	KERALA	CALICUT	301	ENGLISH CORE	62	62	0	0	0	0	0	0	1	20	41	90.92
79010	HYDERABAD	KERALA	CALICUT	302	HINDI CORE	26	26	0	0	0	0	0	0	1	11	14	88.38
			CALICUT Average														85.83
79011	HYDERABAD	KERALA	KASARGOD	030	ECONOMICS	32	32	0	0	0	0	1	3	7	12	9	78.56
79011	HYDERABAD	KERALA	KASARGOD	041	MATHEMATICS	28	28	0	0	0	0	0	1	6	12	9	82.14
79011	HYDERABAD	KERALA	KASARGOD	042	PHYSICS	30	30	0	0	0	0	0	0	5	12	13	85.20
79011	HYDERABAD	KERALA	KASARGOD	043	CHEMISTRY	30	30	0	0	0	0	0	0	9	12	9	80.87
79011	HYDERABAD	KERALA	KASARGOD	044	BIOLOGY	21	21	0	0	0	0	0	0	2	12	7	85.81
79011	HYDERABAD	KERALA	KASARGOD	054	BUSINESS STUDIES	32	32	0	0	0	0	0	0	3	12	17	87.69
79011	HYDERABAD	KERALA	KASARGOD	055	ACCOUNTANCY	32	32	0	0	0	0	0	1	4	12	15	86.41
79011	HYDERABAD	KERALA	KASARGOD	265	INFORMATICS PRAC.	20	20	0	0	0	0	0	0	0	6	14	91.50
79011	HYDERABAD	KERALA	KASARGOD	283	COMPUTER SCIENCE	9	9	0	0	0	0	0	0	1	4	4	87.89
79011	HYDERABAD	KERALA	KASARGOD	301	ENGLISH CORE	62	62	0	0	0	0	0	0	2	21	39	90.03
79011	HYDERABAD	KERALA	KASARGOD	302	HINDI CORE	14	14	0	0	0	0	0	0	3	7	4	82.50
			KASARGOD Average														85.33
79012	HYDERABAD	KERALA	KOTTAYAM	030	ECONOMICS	28	28	0	0	0	0	0	0	3	12	13	86.64
79012	HYDERABAD	KERALA	KOTTAYAM	041	MATHEMATICS	29	29	0	0	0	0	0	1	10	9	9	79.31
79012	HYDERABAD	KERALA	KOTTAYAM	042	PHYSICS	41	41	0	0	0	0	0	0	7	26	8	81.37
79012	HYDERABAD	KERALA	KOTTAYAM	043	CHEMISTRY	41	41	0	0	0	0	0	1	18	16	6	76.98
79012	HYDERABAD	KERALA	KOTTAYAM	044	BIOLOGY	27	27	0	0	0	0	0	0	2	10	15	87.78
79012	HYDERABAD	KERALA	KOTTAYAM	054	BUSINESS STUDIES	28	28	0	0	0	0	0	0	0	3	25	93.43
79012	HYDERABAD	KERALA	KOTTAYAM	055	ACCOUNTANCY	28	28	0	0	0	0	0	0	0	6	22	92.93
79012	HYDERABAD	KERALA	KOTTAYAM	065	INFORMATICS PRAC.	42	42	0	0	0	0	0	0	0	20	22	88.64
79012	HYDERABAD	KERALA	KOTTAYAM	301	ENGLISH CORE	69	69	0	0	0	0	0	0	0	15	54	91.70
79012	HYDERABAD	KERALA	KOTTAYAM	302	HINDI CORE	12	12	0	0	0	0	0	0	0	6	6	88.92

SCH CODE	REGION	STATE	JNV	SUB CODE	SUBJ NAME	APPEARED	PASSED	FAILED	ABSENT	L33	e33l40	e40l50	e50l60	e60l75	e75l90	e90a	Subj. Avg
			KOTTAYAM Average														86.77
79013	HYDERABAD	KERALA	TRICHUR	030	ECONOMICS	38	38	0	0	0	0	0	0	3	5	30	92.16
79013	HYDERABAD	KERALA	TRICHUR	041	MATHEMATICS	38	38	0	0	0	0	1	3	8	12	14	81.18
79013	HYDERABAD	KERALA	TRICHUR	042	PHYSICS	37	37	0	0	0	0	0	0	3	22	12	84.59
79013	HYDERABAD	KERALA	TRICHUR	043	CHEMISTRY	37	37	0	0	0	0	0	0	11	16	10	80.00
79013	HYDERABAD	KERALA	TRICHUR	044	BIOLOGY	28	28	0	0	0	0	0	0	0	14	14	89.57
79013	HYDERABAD	KERALA	TRICHUR	054	BUSINESS STUDIES	38	38	0	0	0	0	0	0	0	6	32	93.26
79013	HYDERABAD	KERALA	TRICHUR	055	ACCOUNTANCY	38	38	0	0	0	0	0	0	1	18	19	89.66
79013	HYDERABAD	KERALA	TRICHUR	265	INFORMATICS PRAC.	26	26	0	0	0	0	0	0	0	5	21	92.96
79013	HYDERABAD	KERALA	TRICHUR	283	COMPUTER SCIENCE	9	9	0	0	0	0	0	0	1	5	3	86.67
79013	HYDERABAD	KERALA	TRICHUR	301	ENGLISH CORE	75	75	0	0	0	0	0	0	2	16	57	91.47
79013	HYDERABAD	KERALA	TRICHUR	302	HINDI CORE	11	11	0	0	0	0	0	0	0	5	6	88.82
			TRICHUR Average														88.21
79014	HYDERABAD	KERALA	PALAKKAD	041	MATHEMATICS	35	35	0	0	0	0	1	9	12	10	3	69.37
79014	HYDERABAD	KERALA	PALAKKAD	042	PHYSICS	40	40	0	0	0	0	0	0	15	20	5	78.63
79014	HYDERABAD	KERALA	PALAKKAD	043	CHEMISTRY	40	40	0	0	0	0	0	8	18	11	3	71.40
79014	HYDERABAD	KERALA	PALAKKAD	044	BIOLOGY	32	32	0	0	0	0	0	7	8	12	5	74.81
79014	HYDERABAD	KERALA	PALAKKAD	283	COMPUTER SCIENCE	8	8	0	0	0	0	0	0	2	3	3	84.50
79014	HYDERABAD	KERALA	PALAKKAD	301	ENGLISH CORE	40	40	0	0	0	0	0	0	0	16	24	89.83
79014	HYDERABAD	KERALA	PALAKKAD	302	HINDI CORE	5	5	0	0	0	0	0	0	2	3	0	73.20
			PALAKKAD Average														77.39
79015	HYDERABAD	KERALA	MALLAPURAM	041	MATHEMATICS	33	33	0	0	0	0	0	1	11	8	13	82.67
79015	HYDERABAD	KERALA	MALLAPURAM	042	PHYSICS	38	38	0	0	0	0	0	0	4	21	13	85.58
79015	HYDERABAD	KERALA	MALLAPURAM	043	CHEMISTRY	38	38	0	0	0	0	0	0	12	15	11	81.29
79015	HYDERABAD	KERALA	MALLAPURAM	044	BIOLOGY	38	38	0	0	0	0	0	0	1	17	20	89.50
79015	HYDERABAD	KERALA	MALLAPURAM	301	ENGLISH CORE	38	38	0	0	0	0	0	0	0	2	36	93.95
79015	HYDERABAD	KERALA	MALLAPURAM	302	HINDI CORE	5	5	0	0	0	0	0	0	0	5	0	81.80
			MALLAPURAM Average														85.80
79016	HYDERABAD	KERALA	CANNANORE	041	MATHEMATICS	46	46	0	0	0	0	0	5	6	18	17	82.24
79016	HYDERABAD	KERALA	CANNANORE	042	PHYSICS	46	46	0	0	0	0	0	0	1	11	34	90.89
79016	HYDERABAD	KERALA	CANNANORE	043	CHEMISTRY	46	46	0	0	0	0	0	0	1	9	36	91.50
79016	HYDERABAD	KERALA	CANNANORE	044	BIOLOGY	46	46	0	0	0	0	0	0	4	14	28	89.65
79016	HYDERABAD	KERALA	CANNANORE	301	ENGLISH CORE	46	46	0	0	0	0	0	0	0	3	43	95.00
			CANNANORE Average														89.86
79017	HYDERABAD	KERALA	ALLEPPY	041	MATHEMATICS	37	37	0	0	0	0	0	0	4	19	14	84.65
79017	HYDERABAD	KERALA	ALLEPPY	042	PHYSICS	39	39	0	0	0	0	0	0	2	16	21	89.08
79017	HYDERABAD	KERALA	ALLEPPY	043	CHEMISTRY	39	39	0	0	0	0	0	0	0	14	25	90.56
79017	HYDERABAD	KERALA	ALLEPPY	044	BIOLOGY	27	27	0	0	0	0	0	0	0	4	23	93.63
79017	HYDERABAD	KERALA	ALLEPPY	283	COMPUTER SCIENCE	12	12	0	0	0	0	0	0	0	4	8	90.75
79017	HYDERABAD	KERALA	ALLEPPY	301	ENGLISH CORE	39	39	0	0	0	0	0	0	0	4	35	93.46
79017	HYDERABAD	KERALA	ALLEPPY	302	HINDI CORE	2	2	0	0	0	0	0	0	0	2	0	86.50
			ALLEPPY Average														89.80
79018	HYDERABAD	KERALA	KOLLAM	041	MATHEMATICS	33	33	0	0	0	0	1	1	9	13	9	80.12
79018	HYDERABAD	KERALA	KOLLAM	042	PHYSICS	39	39	0	0	0	0	0	0	5	17	17	86.23
79018	HYDERABAD	KERALA	KOLLAM	043	CHEMISTRY	39	39	0	0	0	0	0	0	12	15	12	81.59
79018	HYDERABAD	KERALA	KOLLAM	044	BIOLOGY	39	39	0	0	0	0	0	3	18	15	3	74.31
79018	HYDERABAD	KERALA	KOLLAM	301	ENGLISH CORE	39	39	0	0	0	0	0	0	0	9	30	92.15
79018	HYDERABAD	KERALA	KOLLAM	302	HINDI CORE	6	6	0	0	0	0	0	0	3	3	0	76.17
			KOLLAM Average														81.76
79019	HYDERABAD	KERALA	TRIVENDRAM	041	MATHEMATICS	32	32	0	0	0	0	0	0	6	7	19	87.66
79019	HYDERABAD	KERALA	TRIVENDRAM	042	PHYSICS	36	36	0	0	0	0	0	0	2	17	17	88.61

SCH CODE	REGION	STATE	JNV	SUB CODE	SUBJ NAME	APPEARED	PASSED	FAILED	ABSENT	L33	e33l40	e40l50	e50l60	e60l75	e75l90	e90a	Subj. Avg
79019	HYDERABAD	KERALA	TRIVENDRAM	043	CHEMISTRY	36	36	0	0	0	0	0	0	7	18	11	84.56
79019	HYDERABAD	KERALA	TRIVENDRAM	044	BIOLOGY	28	28	0	0	0	0	0	0	2	5	21	90.82
79019	HYDERABAD	KERALA	TRIVENDRAM	283	COMPUTER SCIENCE	8	8	0	0	0	0	0	0	0	1	7	93.75
79019	HYDERABAD	KERALA	TRIVENDRAM	301	ENGLISH CORE	36	36	0	0	0	0	0	0	0	5	31	93.86
79019	HYDERABAD	KERALA	TRIVENDRAM	302	HINDI CORE	4	4	0	0	0	0	0	0	0	2	2	89.00
			TRIVENDRAM Average														89.75
79020	HYDERABAD	KERALA	WYNAD	041	MATHEMATICS	39	39	0	0	0	0	0	1	8	17	13	83.03
79020	HYDERABAD	KERALA	WYNAD	042	PHYSICS	39	39	0	0	0	0	0	0	1	14	24	89.49
79020	HYDERABAD	KERALA	WYNAD	043	CHEMISTRY	39	39	0	0	0	0	0	0	6	23	10	81.92
79020	HYDERABAD	KERALA	WYNAD	044	BIOLOGY	39	39	0	0	0	0	0	0	2	20	17	87.18
79020	HYDERABAD	KERALA	WYNAD	301	ENGLISH CORE	39	39	0	0	0	0	0	0	0	0	39	95.44
			WYNAD Average														87.41
79901	HYDERABAD	UT	MINYCOY	041	MATHEMATICS	6	6	0	0	0	0	0	0	5	1	0	66.33
79901	HYDERABAD	UT	MINYCOY	042	PHYSICS	7	7	0	0	0	0	0	0	4	3	0	74.57
79901	HYDERABAD	UT	MINYCOY	043	CHEMISTRY	7	7	0	0	0	0	0	0	1	6	0	81.00
79901	HYDERABAD	UT	MINYCOY	044	BIOLOGY	7	7	0	0	0	0	0	0	0	7	0	82.57
79901	HYDERABAD	UT	MINYCOY	301	ENGLISH CORE	7	7	0	0	0	0	0	0	0	0	7	94.29
79901	HYDERABAD	UT	MINYCOY	302	HINDI CORE	1	1	0	0	0	0	0	0	0	1	0	89.00
			MINYCOY Average														81.29
14054	JAIPUR	RAJASTHAN	AJMER	030	ECONOMICS	19	19	0	0	0	0	0	2	4	8	5	78.95
14054	JAIPUR	RAJASTHAN	AJMER	041	MATHEMATICS	31	31	0	0	0	0	2	3	10	7	9	75.29
14054	JAIPUR	RAJASTHAN	AJMER	042	PHYSICS	40	40	0	0	0	0	0	0	11	18	11	81.08
14054	JAIPUR	RAJASTHAN	AJMER	043	CHEMISTRY	40	40	0	0	0	0	0	0	4	18	18	86.28
14054	JAIPUR	RAJASTHAN	AJMER	044	BIOLOGY	11	11	0	0	0	0	0	0	0	5	6	88.73
14054	JAIPUR	RAJASTHAN	AJMER	048	PHYSICAL EDUCATION	24	24	0	0	0	0	0	1	15	8	0	72.38
14054	JAIPUR	RAJASTHAN	AJMER	054	BUSINESS STUDIES	19	19	0	0	0	0	0	1	10	5	3	75.16
14054	JAIPUR	RAJASTHAN	AJMER	055	ACCOUNTANCY	19	19	0	0	0	1	1	6	5	4	2	65.26
14054	JAIPUR	RAJASTHAN	AJMER	083	COMPUTER SCIENCE	22	22	0	0	0	0	0	0	1	11	10	85.95
14054	JAIPUR	RAJASTHAN	AJMER	301	ENGLISH CORE	59	59	0	0	0	0	0	3	11	32	13	82.00
14054	JAIPUR	RAJASTHAN	AJMER	302	HINDI CORE	37	37	0	0	0	0	0	1	9	16	11	81.65
			AJMER Average														79.34
14055	JAIPUR	RAJASTHAN	ALWAR	027	HISTORY	35	35	0	0	0	0	0	1	5	14	15	85.26
14055	JAIPUR	RAJASTHAN	ALWAR	029	GEOGRAPHY	35	35	0	0	0	0	0	0	2	10	23	89.54
14055	JAIPUR	RAJASTHAN	ALWAR	030	ECONOMICS	35	35	0	0	0	0	0	0	4	5	26	90.06
14055	JAIPUR	RAJASTHAN	ALWAR	041	MATHEMATICS	18	18	0	0	0	1	0	1	4	4	8	81.28
14055	JAIPUR	RAJASTHAN	ALWAR	042	PHYSICS	31	31	0	0	0	0	0	2	5	14	10	80.94
14055	JAIPUR	RAJASTHAN	ALWAR	043	CHEMISTRY	31	31	0	0	0	0	0	1	0	9	21	90.32
14055	JAIPUR	RAJASTHAN	ALWAR	044	BIOLOGY	13	13	0	0	0	0	0	0	1	7	5	85.69
14055	JAIPUR	RAJASTHAN	ALWAR	048	PHYSICAL EDUCATION	1	1	0	0	0	0	0	1	0	0	0	57.00
14055	JAIPUR	RAJASTHAN	ALWAR	083	COMPUTER SCIENCE	1	1	0	0	0	0	0	0	1	0	0	61.00
14055	JAIPUR	RAJASTHAN	ALWAR	283	COMPUTER SCIENCE	20	20	0	0	0	0	0	0	0	8	12	90.45
14055	JAIPUR	RAJASTHAN	ALWAR	301	ENGLISH CORE	66	66	0	0	0	0	0	3	19	33	11	79.27
14055	JAIPUR	RAJASTHAN	ALWAR	302	HINDI CORE	45	45	0	0	0	0	0	0	5	15	25	87.51
			ALWAR Average														81.53
14056	JAIPUR	RAJASTHAN	BANSWARA-I	027	HISTORY	19	19	0	0	0	0	0	0	5	10	4	79.58
14056	JAIPUR	RAJASTHAN	BANSWARA-I	029	GEOGRAPHY	19	19	0	0	0	0	0	0	7	9	3	78.11
14056	JAIPUR	RAJASTHAN	BANSWARA-I	030	ECONOMICS	19	19	0	0	0	0	0	5	7	5	2	69.53
14056	JAIPUR	RAJASTHAN	BANSWARA-I	041	MATHEMATICS	9	9	0	0	0	0	0	0	6	2	1	72.44
14056	JAIPUR	RAJASTHAN	BANSWARA-I	042	PHYSICS	19	19	0	0	0	0	0	2	10	5	2	73.74
14056	JAIPUR	RAJASTHAN	BANSWARA-I	043	CHEMISTRY	19	19	0	0	0	0	0	3	7	8	1	72.32
14056	JAIPUR	RAJASTHAN	BANSWARA-I	044	BIOLOGY	10	10	0	0	0	0	0	0	1	4	5	87.90

SCH CODE	REGION	STATE	JNV	SUB CODE	SUBJ NAME	APPEARED	PASSED	FAILED	ABSENT	L33	e33l40	e40l50	e50l60	e60l75	e75l90	e90a	Subj. Avg
14056	JAIPUR	RAJASTHAN	BANSWARA-I	301	ENGLISH CORE	38	38	0	0	0	0	2	10	18	8	0	65.39
14056	JAIPUR	RAJASTHAN	BANSWARA-I	302	HINDI CORE	38	38	0	0	0	0	0	2	20	12	4	75.29
			BANSWARA-I Average														74.92
14057	JAIPUR	RAJASTHAN	BARAN	027	HISTORY	36	36	0	0	0	0	0	0	1	8	27	91.00
14057	JAIPUR	RAJASTHAN	BARAN	029	GEOGRAPHY	36	36	0	0	0	0	0	0	1	18	17	88.03
14057	JAIPUR	RAJASTHAN	BARAN	030	ECONOMICS	36	35	1	0	0	0	0	5	9	18	3	74.25
14057	JAIPUR	RAJASTHAN	BARAN	041	MATHEMATICS	12	12	0	0	0	0	0	0	4	6	2	79.83
14057	JAIPUR	RAJASTHAN	BARAN	042	PHYSICS	40	40	0	0	0	0	0	1	16	19	4	75.55
14057	JAIPUR	RAJASTHAN	BARAN	043	CHEMISTRY	40	40	0	0	0	0	0	0	4	20	16	86.03
14057	JAIPUR	RAJASTHAN	BARAN	044	BIOLOGY	28	28	0	0	0	0	0	0	1	10	17	89.39
14057	JAIPUR	RAJASTHAN	BARAN	301	ENGLISH CORE	76	76	0	0	0	0	0	1	18	44	13	80.53
14057	JAIPUR	RAJASTHAN	BARAN	302	HINDI CORE	76	76	0	0	0	0	0	0	4	47	25	85.63
			BARAN Average														83.36
14058	JAIPUR	RAJASTHAN	BARMER	027	HISTORY	38	38	0	0	0	0	0	0	0	7	31	92.50
14058	JAIPUR	RAJASTHAN	BARMER	029	GEOGRAPHY	38	38	0	0	0	0	0	0	1	6	31	91.82
14058	JAIPUR	RAJASTHAN	BARMER	030	ECONOMICS	38	38	0	0	0	0	0	0	6	9	23	87.50
14058	JAIPUR	RAJASTHAN	BARMER	041	MATHEMATICS	22	22	0	0	0	0	0	0	3	8	11	87.09
14058	JAIPUR	RAJASTHAN	BARMER	042	PHYSICS	34	34	0	0	0	0	0	0	5	15	14	86.03
14058	JAIPUR	RAJASTHAN	BARMER	043	CHEMISTRY	34	34	0	0	0	0	0	0	1	11	22	89.00
14058	JAIPUR	RAJASTHAN	BARMER	044	BIOLOGY	12	12	0	0	0	0	0	0	1	9	2	84.17
14058	JAIPUR	RAJASTHAN	BARMER	301	ENGLISH CORE	72	72	0	0	0	0	0	0	9	35	28	85.28
14058	JAIPUR	RAJASTHAN	BARMER	302	HINDI CORE	72	72	0	0	0	0	0	0	1	22	49	90.33
			BARMER Average														88.19
14059	JAIPUR	RAJASTHAN	BHILWARA	027	HISTORY	33	33	0	0	0	0	0	1	5	10	17	84.82
14059	JAIPUR	RAJASTHAN	BHILWARA	029	GEOGRAPHY	33	33	0	0	0	0	0	0	3	11	19	87.73
14059	JAIPUR	RAJASTHAN	BHILWARA	030	ECONOMICS	33	32	1	0	0	0	0	2	9	13	8	77.36
14059	JAIPUR	RAJASTHAN	BHILWARA	041	MATHEMATICS	31	31	0	0	0	0	0	1	11	11	8	79.52
14059	JAIPUR	RAJASTHAN	BHILWARA	042	PHYSICS	43	43	0	0	0	0	0	0	13	26	4	77.98
14059	JAIPUR	RAJASTHAN	BHILWARA	043	CHEMISTRY	43	43	0	0	0	0	0	0	2	19	22	87.95
14059	JAIPUR	RAJASTHAN	BHILWARA	044	BIOLOGY	12	12	0	0	0	0	0	0	3	5	4	84.58
14059	JAIPUR	RAJASTHAN	BHILWARA	265	INFORMATICS PRAC.	10	10	0	0	0	0	0	0	0	3	7	92.00
14059	JAIPUR	RAJASTHAN	BHILWARA	283	COMPUTER SCIENCE	29	29	0	0	0	0	0	0	0	17	12	87.21
14059	JAIPUR	RAJASTHAN	BHILWARA	301	ENGLISH CORE	76	76	0	0	0	0	0	3	9	37	27	84.21
14059	JAIPUR	RAJASTHAN	BHILWARA	302	HINDI CORE	37	37	0	0	0	0	0	1	2	22	12	83.27
			BHILWARA Average														84.24
14060	JAIPUR	RAJASTHAN	BIKANER	030	ECONOMICS	25	25	0	0	0	0	0	2	5	8	10	80.76
14060	JAIPUR	RAJASTHAN	BIKANER	041	MATHEMATICS	34	33	1	0	0	0	1	5	8	11	8	75.91
14060	JAIPUR	RAJASTHAN	BIKANER	042	PHYSICS	36	36	0	0	0	0	0	1	12	15	8	79.11
14060	JAIPUR	RAJASTHAN	BIKANER	043	CHEMISTRY	36	36	0	0	0	0	0	0	8	15	13	83.00
14060	JAIPUR	RAJASTHAN	BIKANER	044	BIOLOGY	18	18	0	0	0	0	0	2	1	12	3	80.78
14060	JAIPUR	RAJASTHAN	BIKANER	054	BUSINESS STUDIES	25	25	0	0	0	0	0	1	8	11	5	78.16
14060	JAIPUR	RAJASTHAN	BIKANER	055	ACCOUNTANCY	25	22	3	0	0	0	3	7	4	5	3	63.04
14060	JAIPUR	RAJASTHAN	BIKANER	301	ENGLISH CORE	61	61	0	0	0	0	0	2	19	33	7	78.66
14060	JAIPUR	RAJASTHAN	BIKANER	302	HINDI CORE	45	45	0	0	0	0	0	1	10	22	12	80.84
			BIKANER Average														77.81
14061	JAIPUR	RAJASTHAN	BUNDI	041	MATHEMATICS	25	25	0	0	0	0	0	1	7	6	11	83.24
14061	JAIPUR	RAJASTHAN	BUNDI	042	PHYSICS	38	38	0	0	0	0	0	2	16	10	10	78.18
14061	JAIPUR	RAJASTHAN	BUNDI	043	CHEMISTRY	38	38	0	0	0	0	0	0	4	11	23	88.18
14061	JAIPUR	RAJASTHAN	BUNDI	044	BIOLOGY	14	14	0	0	0	0	0	0	0	3	11	92.71
14061	JAIPUR	RAJASTHAN	BUNDI	301	ENGLISH CORE	38	38	0	0	0	0	0	1	14	21	2	76.68
14061	JAIPUR	RAJASTHAN	BUNDI	302	HINDI CORE	37	37	0	0	0	0	0	0	4	20	13	84.81

SCH CODE	REGION	STATE	JNV	SUB CODE	SUBJ NAME	APPEARED	PASSED	FAILED	ABSENT	L33	e33l40	e40l50	e50l60	e60l75	e75l90	e90a	Subj. Avg
			BUNDI Average														83.97
14062	JAIPUR	RAJASTHAN	CHITTORGARH	027	HISTORY	32	32	0	0	0	0	0	0	2	13	17	87.78
14062	JAIPUR	RAJASTHAN	CHITTORGARH	029	GEOGRAPHY	32	32	0	0	0	0	0	0	4	11	17	87.78
14062	JAIPUR	RAJASTHAN	CHITTORGARH	030	ECONOMICS	32	32	0	0	0	0	0	1	6	12	13	83.66
14062	JAIPUR	RAJASTHAN	CHITTORGARH	041	MATHEMATICS	21	21	0	0	0	0	0	0	3	13	5	83.43
14062	JAIPUR	RAJASTHAN	CHITTORGARH	042	PHYSICS	38	38	0	0	0	0	0	3	20	14	1	73.53
14062	JAIPUR	RAJASTHAN	CHITTORGARH	043	CHEMISTRY	38	38	0	0	0	0	0	1	8	13	16	83.13
14062	JAIPUR	RAJASTHAN	CHITTORGARH	044	BIOLOGY	17	17	0	0	0	0	0	1	4	8	4	80.71
14062	JAIPUR	RAJASTHAN	CHITTORGARH	301	ENGLISH CORE	70	70	0	0	0	0	2	13	22	32	1	72.20
14062	JAIPUR	RAJASTHAN	CHITTORGARH	302	HINDI CORE	70	70	0	0	0	0	0	0	15	33	22	83.81
			CHITTORGARH Average														81.78
14063	JAIPUR	RAJASTHAN	CHURU	027	HISTORY	36	36	0	0	0	0	0	2	5	15	14	84.28
14063	JAIPUR	RAJASTHAN	CHURU	029	GEOGRAPHY	36	36	0	0	0	0	0	0	6	19	11	84.33
14063	JAIPUR	RAJASTHAN	CHURU	030	ECONOMICS	36	36	0	0	0	0	1	3	11	14	7	76.31
14063	JAIPUR	RAJASTHAN	CHURU	041	MATHEMATICS	16	16	0	0	0	0	6	0	6	3	1	62.56
14063	JAIPUR	RAJASTHAN	CHURU	042	PHYSICS	22	22	0	0	0	0	0	1	12	9	0	72.23
14063	JAIPUR	RAJASTHAN	CHURU	043	CHEMISTRY	22	22	0	0	0	0	0	0	11	8	3	73.95
14063	JAIPUR	RAJASTHAN	CHURU	044	BIOLOGY	6	6	0	0	0	0	0	0	5	1	0	72.33
14063	JAIPUR	RAJASTHAN	CHURU	049	PAINTING	8	8	0	0	0	0	0	0	0	1	7	96.88
14063	JAIPUR	RAJASTHAN	CHURU	265	INFORMATICS PRAC.	4	4	0	0	0	0	0	0	0	1	3	87.50
14063	JAIPUR	RAJASTHAN	CHURU	283	COMPUTER SCIENCE	11	11	0	0	0	0	0	0	4	6	1	79.82
14063	JAIPUR	RAJASTHAN	CHURU	301	ENGLISH CORE	58	58	0	0	0	0	2	4	17	28	7	75.83
14063	JAIPUR	RAJASTHAN	CHURU	302	HINDI CORE	43	43	0	0	0	0	0	2	11	22	8	79.91
			CHURU Average														78.83
14064	JAIPUR	RAJASTHAN	DAUSA	027	HISTORY	20	20	0	0	0	0	0	0	0	5	15	92.35
14064	JAIPUR	RAJASTHAN	DAUSA	029	GEOGRAPHY	25	25	0	0	0	0	0	0	0	10	15	90.64
14064	JAIPUR	RAJASTHAN	DAUSA	030	ECONOMICS	25	25	0	0	0	0	0	0	2	15	8	84.68
14064	JAIPUR	RAJASTHAN	DAUSA	041	MATHEMATICS	30	30	0	0	0	0	0	0	9	8	13	82.83
14064	JAIPUR	RAJASTHAN	DAUSA	042	PHYSICS	37	36	1	0	0	0	0	0	10	17	9	80.46
14064	JAIPUR	RAJASTHAN	DAUSA	043	CHEMISTRY	37	37	0	0	0	0	0	0	4	17	16	85.73
14064	JAIPUR	RAJASTHAN	DAUSA	044	BIOLOGY	7	7	0	0	0	0	0	0	0	3	4	88.14
14064	JAIPUR	RAJASTHAN	DAUSA	301	ENGLISH CORE	62	62	0	0	0	0	0	2	21	32	7	77.56
14064	JAIPUR	RAJASTHAN	DAUSA	302	HINDI CORE	57	57	0	0	0	0	0	0	5	29	23	86.26
14064	JAIPUR	RAJASTHAN	DAUSA	809	FOOD PRODUCTION	5	5	0	0	0	0	0	0	0	2	3	88.80
14064	JAIPUR	RAJASTHAN	DAUSA	810	FRONT OFFICE OPERA	5	5	0	0	0	0	0	0	0	1	4	93.60
			DAUSA Average														86.46
14065	JAIPUR	RAJASTHAN	DUNGARPUR	027	HISTORY	25	25	0	0	0	0	0	1	6	13	5	79.96
14065	JAIPUR	RAJASTHAN	DUNGARPUR	029	GEOGRAPHY	25	25	0	0	0	0	0	1	8	12	4	80.20
14065	JAIPUR	RAJASTHAN	DUNGARPUR	030	ECONOMICS	25	24	1	0	0	0	0	0	10	11	3	76.28
14065	JAIPUR	RAJASTHAN	DUNGARPUR	041	MATHEMATICS	17	15	2	0	0	0	3	1	7	3	1	63.24
14065	JAIPUR	RAJASTHAN	DUNGARPUR	042	PHYSICS	32	32	0	0	0	0	1	9	12	7	3	68.97
14065	JAIPUR	RAJASTHAN	DUNGARPUR	043	CHEMISTRY	32	32	0	0	0	0	1	6	13	7	5	72.13
14065	JAIPUR	RAJASTHAN	DUNGARPUR	044	BIOLOGY	15	15	0	0	0	0	0	3	6	4	2	70.40
14065	JAIPUR	RAJASTHAN	DUNGARPUR	301	ENGLISH CORE	57	56	1	0	0	0	2	7	20	25	2	71.44
14065	JAIPUR	RAJASTHAN	DUNGARPUR	302	HINDI CORE	57	57	0	0	0	0	0	4	26	19	8	75.70
			DUNGARPUR Average														73.15
14066	JAIPUR	RAJASTHAN	JHALAWAR	027	HISTORY	34	34	0	0	0	0	0	0	3	13	18	87.35
14066	JAIPUR	RAJASTHAN	JHALAWAR	029	GEOGRAPHY	34	34	0	0	0	0	0	0	2	14	18	87.38
14066	JAIPUR	RAJASTHAN	JHALAWAR	030	ECONOMICS	34	34	0	0	0	0	0	2	2	18	12	83.18
14066	JAIPUR	RAJASTHAN	JHALAWAR	041	MATHEMATICS	15	15	0	0	0	0	0	0	3	4	8	86.47
14066	JAIPUR	RAJASTHAN	JHALAWAR	042	PHYSICS	35	35	0	0	0	0	0	3	9	17	6	77.86

SCH CODE	REGION	STATE	JNV	SUB CODE	SUBJ NAME	APPEARED	PASSED	FAILED	ABSENT	L33	e33l40	e40l50	e50l60	e60l75	e75l90	e90a	Subj. Avg
14066	JAIPUR	RAJASTHAN	JHALAWAR	043	CHEMISTRY	35	35	0	0	0	0	0	1	5	17	12	84.80
14066	JAIPUR	RAJASTHAN	JHALAWAR	044	BIOLOGY	20	20	0	0	0	0	0	4	4	3	9	79.45
14066	JAIPUR	RAJASTHAN	JHALAWAR	283	COMPUTER SCIENCE	16	16	0	0	0	0	0	0	2	9	5	85.88
14066	JAIPUR	RAJASTHAN	JHALAWAR	301	ENGLISH CORE	69	69	0	0	0	0	0	4	17	45	3	77.41
14066	JAIPUR	RAJASTHAN	JHALAWAR	302	HINDI CORE	53	53	0	0	0	0	0	1	6	23	23	84.92
			JHALAWAR Average														83.47
14067	JAIPUR	RAJASTHAN	JALORE	027	HISTORY	39	39	0	0	0	0	0	0	10	16	13	82.72
14067	JAIPUR	RAJASTHAN	JALORE	029	GEOGRAPHY	39	39	0	0	0	0	0	0	4	20	15	85.74
14067	JAIPUR	RAJASTHAN	JALORE	030	ECONOMICS	39	39	0	0	0	0	0	2	8	16	13	82.97
14067	JAIPUR	RAJASTHAN	JALORE	041	MATHEMATICS	14	14	0	0	0	0	1	4	4	2	3	69.21
14067	JAIPUR	RAJASTHAN	JALORE	042	PHYSICS	32	32	0	0	0	0	0	6	16	7	3	71.41
14067	JAIPUR	RAJASTHAN	JALORE	043	CHEMISTRY	32	32	0	0	0	0	0	0	21	7	4	73.13
14067	JAIPUR	RAJASTHAN	JALORE	044	BIOLOGY	18	18	0	0	0	0	0	0	0	9	9	89.72
14067	JAIPUR	RAJASTHAN	JALORE	265	INFORMATICS PRAC.	9	9	0	0	0	0	0	0	1	6	2	85.00
14067	JAIPUR	RAJASTHAN	JALORE	283	COMPUTER SCIENCE	17	17	0	0	0	0	0	0	5	7	5	80.24
14067	JAIPUR	RAJASTHAN	JALORE	301	ENGLISH CORE	71	71	0	0	0	0	1	20	33	16	1	66.70
14067	JAIPUR	RAJASTHAN	JALORE	302	HINDI CORE	45	45	0	0	0	0	0	1	12	22	10	81.22
			JALORE Average														78.91
14068	JAIPUR	RAJASTHAN	JAISALMER	027	HISTORY	48	48	0	0	0	0	0	0	4	13	31	88.69
14068	JAIPUR	RAJASTHAN	JAISALMER	029	GEOGRAPHY	48	48	0	0	0	0	0	0	6	14	28	87.35
14068	JAIPUR	RAJASTHAN	JAISALMER	030	ECONOMICS	48	48	0	0	0	0	0	6	5	23	14	81.33
14068	JAIPUR	RAJASTHAN	JAISALMER	041	MATHEMATICS	12	12	0	0	0	0	0	0	5	6	1	77.25
14068	JAIPUR	RAJASTHAN	JAISALMER	042	PHYSICS	25	25	0	0	0	0	0	2	9	13	1	74.20
14068	JAIPUR	RAJASTHAN	JAISALMER	043	CHEMISTRY	25	25	0	0	0	0	0	2	9	10	4	76.20
14068	JAIPUR	RAJASTHAN	JAISALMER	044	BIOLOGY	13	13	0	0	0	0	0	0	4	5	4	81.23
14068	JAIPUR	RAJASTHAN	JAISALMER	301	ENGLISH CORE	73	73	0	0	0	0	9	17	33	12	2	65.00
14068	JAIPUR	RAJASTHAN	JAISALMER	302	HINDI CORE	73	73	0	0	0	0	0	0	18	28	27	83.42
			JAISALMER Average														79.41
14069	JAIPUR	RAJASTHAN	JAIPUR	027	HISTORY	27	27	0	0	0	0	0	0	2	6	19	90.07
14069	JAIPUR	RAJASTHAN	JAIPUR	029	GEOGRAPHY	27	27	0	0	0	0	0	0	2	14	11	87.41
14069	JAIPUR	RAJASTHAN	JAIPUR	030	ECONOMICS	27	27	0	0	0	0	0	2	5	17	3	79.07
14069	JAIPUR	RAJASTHAN	JAIPUR	034	HIND MUSIC.VOCAL	2	2	0	0	0	0	0	0	0	2	0	87.50
14069	JAIPUR	RAJASTHAN	JAIPUR	041	MATHEMATICS	33	33	0	0	0	0	0	4	5	13	11	80.39
14069	JAIPUR	RAJASTHAN	JAIPUR	042	PHYSICS	47	47	0	0	0	0	0	2	18	17	10	77.81
14069	JAIPUR	RAJASTHAN	JAIPUR	043	CHEMISTRY	47	47	0	0	0	0	1	0	3	23	20	86.15
14069	JAIPUR	RAJASTHAN	JAIPUR	044	BIOLOGY	20	20	0	0	0	0	0	0	0	1	19	95.45
14069	JAIPUR	RAJASTHAN	JAIPUR	045	BIOTECHNOLOGY	19	19	0	0	0	0	0	0	0	9	10	90.32
14069	JAIPUR	RAJASTHAN	JAIPUR	049	PAINTING	15	15	0	0	0	0	0	0	2	7	6	85.93
14069	JAIPUR	RAJASTHAN	JAIPUR	283	COMPUTER SCIENCE	27	27	0	0	0	0	0	0	2	14	11	86.37
14069	JAIPUR	RAJASTHAN	JAIPUR	301	ENGLISH CORE	74	74	0	0	0	0	0	4	22	34	14	78.30
14069	JAIPUR	RAJASTHAN	JAIPUR	302	HINDI CORE	22	22	0	0	0	0	0	0	3	9	10	85.55
			JAIPUR Average														85.41
14070	JAIPUR	RAJASTHAN	JHUNJHUNU	027	HISTORY	22	22	0	0	0	0	0	0	0	4	18	92.55
14070	JAIPUR	RAJASTHAN	JHUNJHUNU	029	GEOGRAPHY	22	22	0	0	0	0	0	0	0	9	13	89.09
14070	JAIPUR	RAJASTHAN	JHUNJHUNU	030	ECONOMICS	22	22	0	0	0	0	0	0	4	12	6	81.95
14070	JAIPUR	RAJASTHAN	JHUNJHUNU	041	MATHEMATICS	35	35	0	0	0	0	0	8	11	12	4	72.60
14070	JAIPUR	RAJASTHAN	JHUNJHUNU	042	PHYSICS	37	37	0	0	0	0	0	3	8	22	4	78.43
14070	JAIPUR	RAJASTHAN	JHUNJHUNU	043	CHEMISTRY	37	37	0	0	0	0	0	1	9	16	11	81.24
14070	JAIPUR	RAJASTHAN	JHUNJHUNU	044	BIOLOGY	5	5	0	0	0	0	0	0	0	0	5	96.20
14070	JAIPUR	RAJASTHAN	JHUNJHUNU	301	ENGLISH CORE	59	59	0	0	0	0	0	2	14	36	7	79.34
14070	JAIPUR	RAJASTHAN	JHUNJHUNU	302	HINDI CORE	56	56	0	0	0	0	0	0	7	30	19	83.86

SCH CODE	REGION	STATE	JNV	SUB CODE	SUBJ NAME	APPEARED	PASSED	FAILED	ABSENT	L33	e33l40	e40l50	e50l60	e60l75	e75l90	e90a	Subj. Avg
			JHUNJHUNU Average														83.92
14071	JAIPUR	RAJASTHAN	JODHPUR	027	HISTORY	37	37	0	0	0	0	0	0	0	10	27	90.92
14071	JAIPUR	RAJASTHAN	JODHPUR	029	GEOGRAPHY	37	37	0	0	0	0	0	0	0	15	22	90.49
14071	JAIPUR	RAJASTHAN	JODHPUR	030	ECONOMICS	37	37	0	0	0	0	0	0	4	23	10	85.08
14071	JAIPUR	RAJASTHAN	JODHPUR	041	MATHEMATICS	22	22	0	0	0	0	0	0	9	9	4	79.68
14071	JAIPUR	RAJASTHAN	JODHPUR	042	PHYSICS	32	32	0	0	0	0	0	0	12	15	5	79.66
14071	JAIPUR	RAJASTHAN	JODHPUR	043	CHEMISTRY	32	32	0	0	0	0	0	0	2	19	11	85.41
14071	JAIPUR	RAJASTHAN	JODHPUR	044	BIOLOGY	10	10	0	0	0	0	0	0	0	5	5	87.50
14071	JAIPUR	RAJASTHAN	JODHPUR	301	ENGLISH CORE	69	69	0	0	0	0	1	11	42	15	0	67.46
14071	JAIPUR	RAJASTHAN	JODHPUR	302	HINDI CORE	69	69	0	0	0	0	0	0	4	39	26	86.59
			JODHPUR Average														83.64
14072	JAIPUR	RAJASTHAN	KOTA	030	ECONOMICS	16	16	0	0	0	0	0	2	3	9	2	77.56
14072	JAIPUR	RAJASTHAN	KOTA	041	MATHEMATICS	20	20	0	0	0	0	0	0	4	9	7	82.15
14072	JAIPUR	RAJASTHAN	KOTA	042	PHYSICS	37	37	0	0	0	0	0	1	13	17	6	78.14
14072	JAIPUR	RAJASTHAN	KOTA	043	CHEMISTRY	37	37	0	0	0	0	0	0	1	18	18	87.81
14072	JAIPUR	RAJASTHAN	KOTA	044	BIOLOGY	18	18	0	0	0	0	0	0	0	4	14	91.56
14072	JAIPUR	RAJASTHAN	KOTA	054	BUSINESS STUDIES	16	16	0	0	0	0	0	0	5	8	3	79.44
14072	JAIPUR	RAJASTHAN	KOTA	055	ACCOUNTANCY	16	16	0	0	0	0	1	5	3	5	2	67.88
14072	JAIPUR	RAJASTHAN	KOTA	301	ENGLISH CORE	53	53	0	0	0	0	0	0	12	39	2	78.17
14072	JAIPUR	RAJASTHAN	KOTA	302	HINDI CORE	52	52	0	0	0	0	0	0	7	33	12	83.71
			KOTA Average														80.71
14073	JAIPUR	RAJASTHAN	DHOLPUR	027	HISTORY	34	34	0	0	0	0	0	0	1	12	21	89.71
14073	JAIPUR	RAJASTHAN	DHOLPUR	029	GEOGRAPHY	34	34	0	0	0	0	0	0	1	10	23	91.06
14073	JAIPUR	RAJASTHAN	DHOLPUR	030	ECONOMICS	34	34	0	0	0	0	0	0	3	13	18	88.18
14073	JAIPUR	RAJASTHAN	DHOLPUR	041	MATHEMATICS	22	22	0	0	0	0	1	3	9	5	4	72.64
14073	JAIPUR	RAJASTHAN	DHOLPUR	042	PHYSICS	33	33	0	0	0	0	0	3	16	7	7	75.21
14073	JAIPUR	RAJASTHAN	DHOLPUR	043	CHEMISTRY	33	33	0	0	0	0	0	0	7	20	6	81.09
14073	JAIPUR	RAJASTHAN	DHOLPUR	044	BIOLOGY	11	11	0	0	0	0	0	1	1	7	2	81.45
14073	JAIPUR	RAJASTHAN	DHOLPUR	083	COMPUTER SCIENCE	10	10	0	0	0	0	0	0	0	8	2	82.60
14073	JAIPUR	RAJASTHAN	DHOLPUR	301	ENGLISH CORE	67	67	0	0	0	0	0	2	14	37	14	81.18
14073	JAIPUR	RAJASTHAN	DHOLPUR	302	HINDI CORE	57	57	0	0	0	0	0	0	6	27	24	86.18
			DHOLPUR Average														82.93
14074	JAIPUR	RAJASTHAN	NAGAUR	027	HISTORY	35	35	0	0	0	0	0	1	0	3	31	92.71
14074	JAIPUR	RAJASTHAN	NAGAUR	029	GEOGRAPHY	35	35	0	0	0	0	0	0	1	3	31	93.06
14074	JAIPUR	RAJASTHAN	NAGAUR	030	ECONOMICS	35	35	0	0	0	0	0	0	2	13	20	89.00
14074	JAIPUR	RAJASTHAN	NAGAUR	041	MATHEMATICS	19	19	0	0	0	0	0	2	5	7	5	78.05
14074	JAIPUR	RAJASTHAN	NAGAUR	042	PHYSICS	38	38	0	0	0	0	0	1	19	11	7	76.00
14074	JAIPUR	RAJASTHAN	NAGAUR	043	CHEMISTRY	38	38	0	0	0	0	0	0	7	12	19	86.71
14074	JAIPUR	RAJASTHAN	NAGAUR	044	BIOLOGY	19	19	0	0	0	0	0	0	0	9	10	89.95
14074	JAIPUR	RAJASTHAN	NAGAUR	283	COMPUTER SCIENCE	19	19	0	0	0	0	0	0	1	10	8	85.84
14074	JAIPUR	RAJASTHAN	NAGAUR	301	ENGLISH CORE	73	73	0	0	0	0	1	3	22	37	10	77.63
14074	JAIPUR	RAJASTHAN	NAGAUR	302	HINDI CORE	54	54	0	0	0	0	0	0	3	19	32	89.28
			NAGAUR Average														85.82
14075	JAIPUR	RAJASTHAN	PALI	027	HISTORY	37	37	0	0	0	0	0	0	0	6	31	92.97
14075	JAIPUR	RAJASTHAN	PALI	029	GEOGRAPHY	37	37	0	0	0	0	0	0	0	14	23	90.43
14075	JAIPUR	RAJASTHAN	PALI	030	ECONOMICS	37	37	0	0	0	0	0	0	13	14	10	81.78
14075	JAIPUR	RAJASTHAN	PALI	041	MATHEMATICS	16	16	0	0	0	0	0	0	2	5	9	86.88
14075	JAIPUR	RAJASTHAN	PALI	042	PHYSICS	33	33	0	0	0	0	0	0	3	21	9	83.27
14075	JAIPUR	RAJASTHAN	PALI	043	CHEMISTRY	33	33	0	0	0	0	0	1	4	12	16	84.79
14075	JAIPUR	RAJASTHAN	PALI	044	BIOLOGY	17	17	0	0	0	0	0	0	0	8	9	90.18
14075	JAIPUR	RAJASTHAN	PALI	048	PHYSICAL EDUCATION	70	70	0	0	0	0	0	0	1	32	37	89.34

SCH CODE	REGION	STATE	JNV	SUB CODE	SUBJ NAME	APPEARED	PASSED	FAILED	ABSENT	L33	e33l40	e40l50	e50l60	e60l75	e75l90	e90a	Subj. Avg
14075	JAIPUR	RAJASTHAN	PALI	265	INFORMATICS PRAC.	8	8	0	0	0	0	0	0	0	0	8	94.88
14075	JAIPUR	RAJASTHAN	PALI	283	COMPUTER SCIENCE	18	18	0	0	0	0	0	0	0	5	13	92.11
14075	JAIPUR	RAJASTHAN	PALI	301	ENGLISH CORE	70	70	0	0	0	0	0	1	13	31	25	83.69
14075	JAIPUR	RAJASTHAN	PALI	302	HINDI CORE	44	44	0	0	0	0	0	0	1	21	22	88.25
			PALI Average														88.21
14076	JAIPUR	RAJASTHAN	RAJSAMAND	027	HISTORY	32	32	0	0	0	0	0	0	0	1	31	94.66
14076	JAIPUR	RAJASTHAN	RAJSAMAND	029	GEOGRAPHY	32	32	0	0	0	0	0	0	0	7	25	91.94
14076	JAIPUR	RAJASTHAN	RAJSAMAND	030	ECONOMICS	32	32	0	0	0	0	0	2	4	11	15	85.41
14076	JAIPUR	RAJASTHAN	RAJSAMAND	041	MATHEMATICS	29	29	0	0	0	0	0	0	7	12	10	83.17
14076	JAIPUR	RAJASTHAN	RAJSAMAND	042	PHYSICS	40	40	0	0	0	0	0	1	9	21	9	80.58
14076	JAIPUR	RAJASTHAN	RAJSAMAND	043	CHEMISTRY	40	40	0	0	0	0	0	0	0	14	26	90.60
14076	JAIPUR	RAJASTHAN	RAJSAMAND	044	BIOLOGY	11	11	0	0	0	0	0	0	2	4	5	85.82
14076	JAIPUR	RAJASTHAN	RAJSAMAND	283	COMPUTER SCIENCE	20	20	0	0	0	0	0	0	0	12	8	87.10
14076	JAIPUR	RAJASTHAN	RAJSAMAND	301	ENGLISH CORE	72	72	0	0	0	0	0	4	25	39	4	76.22
14076	JAIPUR	RAJASTHAN	RAJSAMAND	302	HINDI CORE	52	52	0	0	0	0	0	0	1	21	30	88.69
			RAJSAMAND Average														86.42
14077	JAIPUR	RAJASTHAN	SRI GANGANAGAR	027	HISTORY	32	32	0	0	0	0	0	0	1	15	16	86.38
14077	JAIPUR	RAJASTHAN	SRI GANGANAGAR	029	GEOGRAPHY	32	32	0	0	0	0	0	0	1	15	16	86.97
14077	JAIPUR	RAJASTHAN	SRI GANGANAGAR	030	ECONOMICS	32	32	0	0	0	0	0	1	9	11	11	81.34
14077	JAIPUR	RAJASTHAN	SRI GANGANAGAR	041	MATHEMATICS	19	19	0	0	0	0	0	0	4	7	8	84.58
14077	JAIPUR	RAJASTHAN	SRI GANGANAGAR	042	PHYSICS	36	36	0	0	0	0	0	1	19	11	5	75.00
14077	JAIPUR	RAJASTHAN	SRI GANGANAGAR	043	CHEMISTRY	36	36	0	0	0	0	0	0	11	14	11	81.58
14077	JAIPUR	RAJASTHAN	SRI GANGANAGAR	044	BIOLOGY	17	17	0	0	0	0	0	0	5	10	2	80.12
14077	JAIPUR	RAJASTHAN	SRI GANGANAGAR	301	ENGLISH CORE	68	68	0	0	0	0	0	1	16	40	11	79.78
14077	JAIPUR	RAJASTHAN	SRI GANGANAGAR	302	HINDI CORE	68	68	0	0	0	0	0	0	15	32	21	83.24
			SRI GANGANAGAR Average														82.11
14078	JAIPUR	RAJASTHAN	SIKAR	027	HISTORY	24	24	0	0	0	0	0	1	2	15	6	81.75
14078	JAIPUR	RAJASTHAN	SIKAR	029	GEOGRAPHY	24	24	0	0	0	0	0	1	4	12	7	81.50
14078	JAIPUR	RAJASTHAN	SIKAR	030	ECONOMICS	24	24	0	0	0	0	0	5	3	12	4	75.88
14078	JAIPUR	RAJASTHAN	SIKAR	041	MATHEMATICS	23	23	0	0	0	0	2	2	8	6	5	72.43
14078	JAIPUR	RAJASTHAN	SIKAR	042	PHYSICS	28	28	0	0	0	0	0	2	14	11	1	73.96
14078	JAIPUR	RAJASTHAN	SIKAR	043	CHEMISTRY	28	27	1	0	0	0	0	0	12	14	1	75.64
14078	JAIPUR	RAJASTHAN	SIKAR	044	BIOLOGY	6	6	0	0	0	0	0	0	1	3	2	84.00
14078	JAIPUR	RAJASTHAN	SIKAR	048	PHYSICAL EDUCATION	21	21	0	0	0	0	2	4	13	2	0	62.95
14078	JAIPUR	RAJASTHAN	SIKAR	283	COMPUTER SCIENCE	13	13	0	0	0	0	0	0	3	10	0	79.69
14078	JAIPUR	RAJASTHAN	SIKAR	301	ENGLISH CORE	52	52	0	0	0	0	2	4	18	27	1	72.92
14078	JAIPUR	RAJASTHAN	SIKAR	302	HINDI CORE	38	38	0	0	0	0	0	2	11	18	7	77.32
			SIKAR Average														76.19
14079	JAIPUR	RAJASTHAN	SIROHI	027	HISTORY	35	35	0	0	0	0	0	0	1	11	23	90.00
14079	JAIPUR	RAJASTHAN	SIROHI	029	GEOGRAPHY	35	35	0	0	0	0	0	0	2	13	20	88.49
14079	JAIPUR	RAJASTHAN	SIROHI	030	ECONOMICS	35	35	0	0	0	0	0	4	6	15	10	81.09
14079	JAIPUR	RAJASTHAN	SIROHI	041	MATHEMATICS	19	19	0	0	0	0	0	0	1	8	10	88.79
14079	JAIPUR	RAJASTHAN	SIROHI	042	PHYSICS	29	28	1	0	0	0	0	2	16	7	3	72.10
14079	JAIPUR	RAJASTHAN	SIROHI	043	CHEMISTRY	29	29	0	0	0	0	0	0	2	16	11	85.79
14079	JAIPUR	RAJASTHAN	SIROHI	044	BIOLOGY	10	10	0	0	0	0	0	0	1	7	2	81.20
14079	JAIPUR	RAJASTHAN	SIROHI	265	INFORMATICS PRAC.	10	10	0	0	0	0	0	0	0	5	5	90.50
14079	JAIPUR	RAJASTHAN	SIROHI	283	COMPUTER SCIENCE	16	16	0	0	0	0	0	0	0	11	5	87.00
14079	JAIPUR	RAJASTHAN	SIROHI	301	ENGLISH CORE	64	64	0	0	0	0	1	1	16	40	6	78.42
14079	JAIPUR	RAJASTHAN	SIROHI	302	HINDI CORE	38	38	0	0	0	0	0	0	5	17	16	84.97
			SIROHI Average														84.40
14080	JAIPUR	RAJASTHAN	SAWAI MADHOPUR	027	HISTORY	39	39	0	0	0	0	0	0	15	13	11	80.33

SCH CODE	REGION	STATE	JNV	SUB CODE	SUBJ NAME	APPEARED	PASSED	FAILED	ABSENT	L33	e33l40	e40l50	e50l60	e60l75	e75l90	e90a	Subj. Avg
14080	JAIPUR	RAJASTHAN	SAWAI MADHOPUR	029	GEOGRAPHY	39	39	0	0	0	0	0	0	2	19	18	85.72
14080	JAIPUR	RAJASTHAN	SAWAI MADHOPUR	030	ECONOMICS	39	39	0	0	0	0	0	0	4	15	20	87.23
14080	JAIPUR	RAJASTHAN	SAWAI MADHOPUR	041	MATHEMATICS	20	20	0	0	0	0	1	3	10	4	2	70.25
14080	JAIPUR	RAJASTHAN	SAWAI MADHOPUR	042	PHYSICS	29	29	0	0	0	0	0	3	14	10	2	72.31
14080	JAIPUR	RAJASTHAN	SAWAI MADHOPUR	043	CHEMISTRY	29	29	0	0	0	0	0	1	13	11	4	75.86
14080	JAIPUR	RAJASTHAN	SAWAI MADHOPUR	044	BIOLOGY	9	9	0	0	0	0	0	0	2	6	1	80.56
14080	JAIPUR	RAJASTHAN	SAWAI MADHOPUR	301	ENGLISH CORE	68	68	0	0	0	0	1	5	24	36	2	73.79
14080	JAIPUR	RAJASTHAN	SAWAI MADHOPUR	302	HINDI CORE	68	68	0	0	0	0	0	1	13	34	20	81.09
			SAWAI MADHOPUR Average														78.57
14081	JAIPUR	RAJASTHAN	TONK	027	HISTORY	39	39	0	0	0	0	0	0	2	16	21	88.03
14081	JAIPUR	RAJASTHAN	TONK	029	GEOGRAPHY	39	39	0	0	0	0	0	0	5	26	8	82.97
14081	JAIPUR	RAJASTHAN	TONK	030	ECONOMICS	39	39	0	0	0	0	0	2	18	12	7	75.13
14081	JAIPUR	RAJASTHAN	TONK	041	MATHEMATICS	21	21	0	0	0	0	1	1	5	7	7	79.48
14081	JAIPUR	RAJASTHAN	TONK	042	PHYSICS	39	39	0	0	0	0	0	1	13	14	11	80.08
14081	JAIPUR	RAJASTHAN	TONK	043	CHEMISTRY	39	39	0	0	0	0	0	0	8	19	12	82.74
14081	JAIPUR	RAJASTHAN	TONK	044	BIOLOGY	19	19	0	0	0	0	0	0	0	7	12	90.95
14081	JAIPUR	RAJASTHAN	TONK	283	COMPUTER SCIENCE	19	19	0	0	0	0	0	0	1	10	8	86.26
14081	JAIPUR	RAJASTHAN	TONK	301	ENGLISH CORE	78	78	0	0	0	0	0	4	22	44	8	78.14
14081	JAIPUR	RAJASTHAN	TONK	302	HINDI CORE	58	58	0	0	0	0	0	0	8	38	12	83.52
			TONK Average														82.73
14082	JAIPUR	RAJASTHAN	BHARATPUR	030	ECONOMICS	11	11	0	0	0	0	0	1	3	4	3	80.55
14082	JAIPUR	RAJASTHAN	BHARATPUR	041	MATHEMATICS	20	20	0	0	0	0	0	1	3	4	12	85.55
14082	JAIPUR	RAJASTHAN	BHARATPUR	042	PHYSICS	36	36	0	0	0	0	0	0	9	20	7	81.36
14082	JAIPUR	RAJASTHAN	BHARATPUR	043	CHEMISTRY	36	36	0	0	0	0	0	0	8	16	12	83.22
14082	JAIPUR	RAJASTHAN	BHARATPUR	044	BIOLOGY	17	17	0	0	0	0	0	0	0	8	9	87.59
14082	JAIPUR	RAJASTHAN	BHARATPUR	054	BUSINESS STUDIES	11	11	0	0	0	0	0	1	1	9	0	80.09
14082	JAIPUR	RAJASTHAN	BHARATPUR	055	ACCOUNTANCY	11	10	1	0	0	0	0	2	2	6	0	68.55
14082	JAIPUR	RAJASTHAN	BHARATPUR	301	ENGLISH CORE	47	47	0	0	0	0	1	1	13	29	3	77.70
14082	JAIPUR	RAJASTHAN	BHARATPUR	302	HINDI CORE	46	46	0	0	0	0	0	0	6	31	9	83.65
			BHARATPUR Average														80.92
14083	JAIPUR	RAJASTHAN	UDAIPUR	030	ECONOMICS	17	17	0	0	0	0	0	0	3	10	4	83.53
14083	JAIPUR	RAJASTHAN	UDAIPUR	041	MATHEMATICS	25	25	0	0	0	0	1	0	5	15	4	80.76
14083	JAIPUR	RAJASTHAN	UDAIPUR	042	PHYSICS	43	43	0	0	0	0	0	2	9	19	13	82.30
14083	JAIPUR	RAJASTHAN	UDAIPUR	043	CHEMISTRY	43	43	0	0	0	0	0	1	8	18	16	83.49
14083	JAIPUR	RAJASTHAN	UDAIPUR	044	BIOLOGY	22	22	0	0	0	0	0	0	0	4	18	92.50
14083	JAIPUR	RAJASTHAN	UDAIPUR	054	BUSINESS STUDIES	17	17	0	0	0	0	0	0	1	11	5	84.94
14083	JAIPUR	RAJASTHAN	UDAIPUR	055	ACCOUNTANCY	17	17	0	0	0	0	0	2	7	3	5	76.06
14083	JAIPUR	RAJASTHAN	UDAIPUR	301	ENGLISH CORE	60	60	0	0	0	0	0	0	6	32	22	85.92
14083	JAIPUR	RAJASTHAN	UDAIPUR	302	HINDI CORE	56	56	0	0	0	0	0	0	4	30	22	85.98
			UDAIPUR Average														83.94
14084	JAIPUR	RAJASTHAN	HANUMANGARH	030	ECONOMICS	15	15	0	0	0	0	0	0	3	6	6	84.80
14084	JAIPUR	RAJASTHAN	HANUMANGARH	041	MATHEMATICS	20	20	0	0	0	0	2	0	5	10	3	77.10
14084	JAIPUR	RAJASTHAN	HANUMANGARH	042	PHYSICS	29	29	0	0	0	0	0	0	12	15	2	76.17
14084	JAIPUR	RAJASTHAN	HANUMANGARH	043	CHEMISTRY	29	29	0	0	0	0	0	1	9	13	6	77.83
14084	JAIPUR	RAJASTHAN	HANUMANGARH	044	BIOLOGY	13	13	0	0	0	0	0	0	0	3	10	90.85
14084	JAIPUR	RAJASTHAN	HANUMANGARH	054	BUSINESS STUDIES	15	15	0	0	0	0	0	0	4	6	5	81.73
14084	JAIPUR	RAJASTHAN	HANUMANGARH	055	ACCOUNTANCY	15	14	1	0	0	0	1	4	1	3	5	71.80
14084	JAIPUR	RAJASTHAN	HANUMANGARH	301	ENGLISH CORE	44	44	0	0	0	0	0	2	13	27	2	77.11
14084	JAIPUR	RAJASTHAN	HANUMANGARH	302	HINDI CORE	40	40	0	0	0	0	0	0	10	23	7	80.23
			HANUMANGARH Average														79.74
14085	JAIPUR	RAJASTHAN	KARAULI	027	HISTORY	25	25	0	0	0	0	0	0	0	4	21	92.48

SCH CODE	REGION	STATE	JNV	SUB CODE	SUBJ NAME	APPEARED	PASSED	FAILED	ABSENT	L33	e33l40	e40l50	e50l60	e60l75	e75l90	e90a	Subj. Avg
14085	JAIPUR	RAJASTHAN	KARAULI	029	GEOGRAPHY	25	25	0	0	0	0	0	0	0	11	14	89.52
14085	JAIPUR	RAJASTHAN	KARAULI	030	ECONOMICS	25	25	0	0	0	0	0	2	5	12	6	80.68
14085	JAIPUR	RAJASTHAN	KARAULI	041	MATHEMATICS	18	18	0	0	0	0	0	0	0	3	15	93.28
14085	JAIPUR	RAJASTHAN	KARAULI	042	PHYSICS	26	26	0	0	0	0	0	0	4	18	4	82.35
14085	JAIPUR	RAJASTHAN	KARAULI	043	CHEMISTRY	26	26	0	0	0	0	0	0	0	9	17	90.27
14085	JAIPUR	RAJASTHAN	KARAULI	044	BIOLOGY	8	8	0	0	0	0	0	0	0	5	3	86.50
14085	JAIPUR	RAJASTHAN	KARAULI	265	INFORMATICS PRAC.	13	13	0	0	0	0	0	0	0	9	4	88.23
14085	JAIPUR	RAJASTHAN	KARAULI	301	ENGLISH CORE	51	50	1	0	0	0	1	4	17	27	1	72.27
14085	JAIPUR	RAJASTHAN	KARAULI	302	HINDI CORE	38	38	0	0	0	0	0	0	1	21	16	88.39
			KARAULI Average														86.40
29030	JAIPUR	DELHI	JAFFARPURKALAN	027	HISTORY	35	35	0	0	0	0	0	3	8	15	9	79.49
29030	JAIPUR	DELHI	JAFFARPURKALAN	029	GEOGRAPHY	35	35	0	0	0	0	0	0	4	20	11	85.37
29030	JAIPUR	DELHI	JAFFARPURKALAN	030	ECONOMICS	35	35	0	0	0	0	0	7	14	12	2	70.77
29030	JAIPUR	DELHI	JAFFARPURKALAN	041	MATHEMATICS	24	24	0	0	0	0	0	6	9	4	5	73.79
29030	JAIPUR	DELHI	JAFFARPURKALAN	042	PHYSICS	32	32	0	0	0	0	0	0	5	17	10	83.09
29030	JAIPUR	DELHI	JAFFARPURKALAN	043	CHEMISTRY	32	32	0	0	0	0	0	0	1	17	14	86.94
29030	JAIPUR	DELHI	JAFFARPURKALAN	044	BIOLOGY	11	11	0	0	0	0	0	0	3	5	3	82.82
29030	JAIPUR	DELHI	JAFFARPURKALAN	283	COMPUTER SCIENCE	21	21	0	0	0	0	0	0	0	9	12	88.48
29030	JAIPUR	DELHI	JAFFARPURKALAN	301	ENGLISH CORE	67	67	0	0	0	0	0	0	8	32	27	85.78
29030	JAIPUR	DELHI	JAFFARPURKALAN	302	HINDI CORE	43	43	0	0	0	0	0	0	6	25	12	83.95
			JAFFARPURKALAN Average														82.05
44501	JAIPUR	HARYANA	PANIPAT	030	ECONOMICS	26	26	0	0	0	0	0	1	12	7	6	77.31
44501	JAIPUR	HARYANA	PANIPAT	041	MATHEMATICS	32	32	0	0	0	0	0	1	9	12	10	80.38
44501	JAIPUR	HARYANA	PANIPAT	042	PHYSICS	32	32	0	0	0	0	0	0	10	15	7	81.31
44501	JAIPUR	HARYANA	PANIPAT	043	CHEMISTRY	32	32	0	0	0	0	0	0	8	12	12	83.28
44501	JAIPUR	HARYANA	PANIPAT	044	BIOLOGY	11	11	0	0	0	0	0	0	1	5	5	88.45
44501	JAIPUR	HARYANA	PANIPAT	048	PHYSICAL EDUCATION	58	58	0	0	0	0	0	0	10	37	11	83.09
44501	JAIPUR	HARYANA	PANIPAT	054	BUSINESS STUDIES	26	26	0	0	0	0	0	0	13	6	7	77.58
44501	JAIPUR	HARYANA	PANIPAT	055	ACCOUNTANCY	26	26	0	0	0	0	3	6	9	2	6	69.46
44501	JAIPUR	HARYANA	PANIPAT	283	COMPUTER SCIENCE	19	19	0	0	0	0	0	0	0	9	10	88.42
44501	JAIPUR	HARYANA	PANIPAT	301	ENGLISH CORE	58	58	0	0	0	0	0	4	17	30	7	76.78
44501	JAIPUR	HARYANA	PANIPAT	302	HINDI CORE	28	28	0	0	0	0	0	0	11	12	5	79.32
			PANIPAT Average														80.49
44502	JAIPUR	HARYANA	JHAJJAR	027	HISTORY	34	34	0	0	0	0	0	0	4	21	9	83.44
44502	JAIPUR	HARYANA	JHAJJAR	029	GEOGRAPHY	34	34	0	0	0	0	0	0	3	23	8	83.68
44502	JAIPUR	HARYANA	JHAJJAR	030	ECONOMICS	34	34	0	0	0	0	1	5	14	12	2	71.97
44502	JAIPUR	HARYANA	JHAJJAR	041	MATHEMATICS	27	27	0	0	0	0	3	4	9	8	3	70.04
44502	JAIPUR	HARYANA	JHAJJAR	042	PHYSICS	39	39	0	0	0	0	0	1	15	15	8	79.33
44502	JAIPUR	HARYANA	JHAJJAR	043	CHEMISTRY	39	39	0	0	0	0	0	0	11	14	14	81.97
44502	JAIPUR	HARYANA	JHAJJAR	044	BIOLOGY	14	14	0	0	0	0	0	0	4	6	4	82.93
44502	JAIPUR	HARYANA	JHAJJAR	048	PHYSICAL EDUCATION	55	55	0	0	0	0	0	0	11	32	12	82.35
44502	JAIPUR	HARYANA	JHAJJAR	065	INFORMATICS PRAC.	1	1	0	0	0	0	0	0	0	1	0	76.00
44502	JAIPUR	HARYANA	JHAJJAR	083	COMPUTER SCIENCE	29	29	0	0	0	0	0	0	1	19	9	85.66
44502	JAIPUR	HARYANA	JHAJJAR	301	ENGLISH CORE	73	73	0	0	0	0	0	0	8	46	19	84.01
44502	JAIPUR	HARYANA	JHAJJAR	302	HINDI CORE	42	42	0	0	0	0	0	0	6	25	11	83.12
			JHAJJAR Average														80.38
44503	JAIPUR	HARYANA	HISSAR	030	ECONOMICS	25	25	0	0	0	0	1	3	8	11	2	72.88
44503	JAIPUR	HARYANA	HISSAR	034	HIND MUSIC.VOCAL	1	1	0	0	0	0	0	0	0	0	1	91.00
44503	JAIPUR	HARYANA	HISSAR	041	MATHEMATICS	22	22	0	0	0	0	1	3	10	6	2	70.23
44503	JAIPUR	HARYANA	HISSAR	042	PHYSICS	31	31	0	0	0	0	0	0	10	11	10	80.00
44503	JAIPUR	HARYANA	HISSAR	043	CHEMISTRY	31	31	0	0	0	0	0	2	19	6	4	73.45

SCH CODE	REGION	STATE	JNV	SUB CODE	SUBJ NAME	APPEARED	PASSED	FAILED	ABSENT	L33	e33l40	e40l50	e50l60	e60l75	e75l90	e90a	Subj. Avg
44503	JAIPUR	HARYANA	HISSAR	044	BIOLOGY	14	14	0	0	0	0	1	1	4	7	1	74.14
44503	JAIPUR	HARYANA	HISSAR	048	PHYSICAL EDUCATION	41	41	0	0	0	0	0	5	22	13	1	70.56
44503	JAIPUR	HARYANA	HISSAR	054	BUSINESS STUDIES	30	30	0	0	0	0	0	2	13	12	3	75.93
44503	JAIPUR	HARYANA	HISSAR	055	ACCOUNTANCY	30	30	0	0	0	0	1	4	11	8	6	74.20
44503	JAIPUR	HARYANA	HISSAR	283	COMPUTER SCIENCE	12	12	0	0	0	0	0	0	0	10	2	83.50
44503	JAIPUR	HARYANA	HISSAR	301	ENGLISH CORE	61	61	0	0	0	0	0	1	11	46	3	80.26
44503	JAIPUR	HARYANA	HISSAR	302	HINDI CORE	49	49	0	0	0	0	0	2	19	24	4	76.80
			HISSAR Average														76.91
44504	JAIPUR	HARYANA	JIND	027	HISTORY	30	30	0	0	0	0	1	1	15	13	0	73.23
44504	JAIPUR	HARYANA	JIND	029	GEOGRAPHY	40	40	0	0	0	0	0	0	17	21	2	76.05
44504	JAIPUR	HARYANA	JIND	030	ECONOMICS	40	40	0	0	0	0	2	7	13	16	2	70.50
44504	JAIPUR	HARYANA	JIND	041	MATHEMATICS	32	32	0	0	0	0	0	4	12	7	9	76.00
44504	JAIPUR	HARYANA	JIND	042	PHYSICS	37	37	0	0	0	0	0	1	15	17	4	77.57
44504	JAIPUR	HARYANA	JIND	043	CHEMISTRY	37	37	0	0	0	0	0	0	10	19	8	81.73
44504	JAIPUR	HARYANA	JIND	044	BIOLOGY	15	15	0	0	0	0	0	0	7	5	3	77.47
44504	JAIPUR	HARYANA	JIND	048	PHYSICAL EDUCATION	55	55	0	0	0	0	0	12	33	9	1	67.56
44504	JAIPUR	HARYANA	JIND	301	ENGLISH CORE	77	77	0	0	0	0	1	4	21	43	8	77.45
44504	JAIPUR	HARYANA	JIND	302	HINDI CORE	77	77	0	0	0	0	0	3	31	33	10	77.04
			JIND Average														75.46
44505	JAIPUR	HARYANA	SIRSA	030	ECONOMICS	37	37	0	0	0	0	0	6	18	12	1	71.19
44505	JAIPUR	HARYANA	SIRSA	041	MATHEMATICS	24	24	0	0	0	0	0	0	6	2	16	86.21
44505	JAIPUR	HARYANA	SIRSA	042	PHYSICS	38	38	0	0	0	0	0	5	14	15	4	75.00
44505	JAIPUR	HARYANA	SIRSA	043	CHEMISTRY	38	38	0	0	0	0	0	1	10	14	13	81.42
44505	JAIPUR	HARYANA	SIRSA	044	BIOLOGY	14	14	0	0	0	0	0	0	4	4	6	83.14
44505	JAIPUR	HARYANA	SIRSA	048	PHYSICAL EDUCATION	75	75	0	0	0	0	0	0	8	44	23	85.27
44505	JAIPUR	HARYANA	SIRSA	054	BUSINESS STUDIES	37	37	0	0	0	0	0	0	11	17	9	81.05
44505	JAIPUR	HARYANA	SIRSA	055	ACCOUNTANCY	37	37	0	0	0	0	0	1	12	13	11	80.30
44505	JAIPUR	HARYANA	SIRSA	265	INFORMATICS PRAC.	18	18	0	0	0	0	0	0	1	10	7	85.17
44505	JAIPUR	HARYANA	SIRSA	283	COMPUTER SCIENCE	16	16	0	0	0	0	0	0	1	3	12	90.06
44505	JAIPUR	HARYANA	SIRSA	301	ENGLISH CORE	75	75	0	0	0	0	1	2	16	41	15	79.25
44505	JAIPUR	HARYANA	SIRSA	302	HINDI CORE	41	41	0	0	0	0	0	0	9	23	9	82.05
			SIRSA Average														81.68
44506	JAIPUR	HARYANA	MOHINDERGARH	030	ECONOMICS	17	16	1	0	0	0	3	7	5	1	0	56.76
44506	JAIPUR	HARYANA	MOHINDERGARH	041	MATHEMATICS	23	23	0	0	0	0	0	0	2	8	13	87.48
44506	JAIPUR	HARYANA	MOHINDERGARH	042	PHYSICS	31	31	0	0	0	0	0	5	6	17	3	76.55
44506	JAIPUR	HARYANA	MOHINDERGARH	043	CHEMISTRY	31	31	0	0	0	0	0	0	5	17	9	84.13
44506	JAIPUR	HARYANA	MOHINDERGARH	044	BIOLOGY	10	10	0	0	0	0	0	2	2	3	3	76.30
44506	JAIPUR	HARYANA	MOHINDERGARH	054	BUSINESS STUDIES	17	17	0	0	0	0	1	3	11	1	1	67.71
44506	JAIPUR	HARYANA	MOHINDERGARH	055	ACCOUNTANCY	17	16	1	0	0	0	2	4	5	5	0	64.59
44506	JAIPUR	HARYANA	MOHINDERGARH	265	INFORMATICS PRAC.	5	5	0	0	0	0	0	0	2	3	0	73.40
44506	JAIPUR	HARYANA	MOHINDERGARH	283	COMPUTER SCIENCE	11	11	0	0	0	0	0	0	1	3	7	87.73
44506	JAIPUR	HARYANA	MOHINDERGARH	301	ENGLISH CORE	48	48	0	0	0	0	0	2	14	24	8	77.94
44506	JAIPUR	HARYANA	MOHINDERGARH	302	HINDI CORE	30	30	0	0	0	0	1	3	7	15	4	77.50
			MOHINDERGARH Average														75.46
44507	JAIPUR	HARYANA	SONEPAT	030	ECONOMICS	25	25	0	0	0	0	3	7	10	5	0	63.72
44507	JAIPUR	HARYANA	SONEPAT	041	MATHEMATICS	13	13	0	0	0	0	0	2	4	6	1	73.31
44507	JAIPUR	HARYANA	SONEPAT	042	PHYSICS	15	15	0	0	0	0	1	3	9	2	0	64.33
44507	JAIPUR	HARYANA	SONEPAT	043	CHEMISTRY	15	15	0	0	0	0	0	2	7	6	0	70.53
44507	JAIPUR	HARYANA	SONEPAT	044	BIOLOGY	5	5	0	0	0	0	0	0	0	1	4	91.00
44507	JAIPUR	HARYANA	SONEPAT	048	PHYSICAL EDUCATION	40	40	0	0	0	0	1	10	21	7	1	66.28
44507	JAIPUR	HARYANA	SONEPAT	054	BUSINESS STUDIES	25	25	0	0	0	0	1	4	13	6	1	69.20

SCH CODE	REGION	STATE	JNV	SUB CODE	SUBJ NAME	APPEARED	PASSED	FAILED	ABSENT	L33	e33l40	e40l50	e50l60	e60l75	e75l90	e90a	Subj. Avg
44507	JAIPUR	HARYANA	SONEPAT	055	ACCOUNTANCY	25	25	0	0	0	0	1	5	8	5	6	72.80
44507	JAIPUR	HARYANA	SONEPAT	083	COMPUTER SCIENCE	3	3	0	0	0	0	0	0	0	3	0	80.67
44507	JAIPUR	HARYANA	SONEPAT	301	ENGLISH CORE	40	40	0	0	0	0	2	7	16	13	2	70.60
44507	JAIPUR	HARYANA	SONEPAT	302	HINDI CORE	34	34	0	0	0	0	1	6	15	11	1	69.97
			SONEPAT Average														72.04
44508	JAIPUR	HARYANA	KAITHAL	027	HISTORY	42	42	0	0	0	0	0	0	13	24	5	79.50
44508	JAIPUR	HARYANA	KAITHAL	029	GEOGRAPHY	42	42	0	0	0	0	0	0	0	29	13	86.05
44508	JAIPUR	HARYANA	KAITHAL	030	ECONOMICS	42	42	0	0	0	0	0	0	3	23	16	86.57
44508	JAIPUR	HARYANA	KAITHAL	041	MATHEMATICS	16	16	0	0	0	0	1	2	6	3	4	73.25
44508	JAIPUR	HARYANA	KAITHAL	042	PHYSICS	30	30	0	0	0	0	0	1	11	14	4	77.80
44508	JAIPUR	HARYANA	KAITHAL	043	CHEMISTRY	30	30	0	0	0	0	0	5	8	12	5	74.60
44508	JAIPUR	HARYANA	KAITHAL	044	BIOLOGY	14	14	0	0	0	0	0	0	2	6	6	84.50
44508	JAIPUR	HARYANA	KAITHAL	283	COMPUTER SCIENCE	16	16	0	0	0	0	0	0	3	10	3	81.38
44508	JAIPUR	HARYANA	KAITHAL	301	ENGLISH CORE	72	72	0	0	0	0	1	3	23	34	11	78.19
44508	JAIPUR	HARYANA	KAITHAL	302	HINDI CORE	56	56	0	0	0	0	0	0	8	30	18	84.43
			KAITHAL Average														80.63
44509	JAIPUR	HARYANA	BHIWANI	030	ECONOMICS	22	22	0	0	0	0	0	6	9	6	1	70.55
44509	JAIPUR	HARYANA	BHIWANI	041	MATHEMATICS	32	32	0	0	0	0	0	2	10	10	10	80.75
44509	JAIPUR	HARYANA	BHIWANI	042	PHYSICS	37	37	0	0	0	0	0	2	12	14	9	79.68
44509	JAIPUR	HARYANA	BHIWANI	043	CHEMISTRY	37	37	0	0	0	0	0	3	7	23	4	78.38
44509	JAIPUR	HARYANA	BHIWANI	044	BIOLOGY	12	12	0	0	0	0	0	0	1	6	5	87.08
44509	JAIPUR	HARYANA	BHIWANI	054	BUSINESS STUDIES	22	22	0	0	0	0	0	1	8	12	1	75.36
44509	JAIPUR	HARYANA	BHIWANI	055	ACCOUNTANCY	22	22	0	0	0	0	0	4	10	7	1	70.86
44509	JAIPUR	HARYANA	BHIWANI	083	COMPUTER SCIENCE	26	26	0	0	0	0	0	0	1	16	9	85.88
44509	JAIPUR	HARYANA	BHIWANI	301	ENGLISH CORE	59	59	0	0	0	0	1	2	19	32	5	76.34
44509	JAIPUR	HARYANA	BHIWANI	302	HINDI CORE	26	26	0	0	0	0	0	1	9	15	1	75.92
			BHIWANI Average														78.08
44510	JAIPUR	HARYANA	FARIDABAD	030	ECONOMICS	40	40	0	0	0	1	4	4	19	6	6	69.43
44510	JAIPUR	HARYANA	FARIDABAD	041	MATHEMATICS	27	26	1	0	0	0	0	0	10	9	7	79.81
44510	JAIPUR	HARYANA	FARIDABAD	042	PHYSICS	39	39	0	0	0	0	0	3	13	14	8	77.08
44510	JAIPUR	HARYANA	FARIDABAD	043	CHEMISTRY	39	39	0	0	0	0	0	1	9	16	12	79.13
44510	JAIPUR	HARYANA	FARIDABAD	044	BIOLOGY	15	15	0	0	0	0	0	0	3	5	7	85.00
44510	JAIPUR	HARYANA	FARIDABAD	045	BIOTECHNOLOGY	15	15	0	0	0	0	0	0	3	6	6	85.27
44510	JAIPUR	HARYANA	FARIDABAD	048	PHYSICAL EDUCATION	63	63	0	0	0	0	0	1	27	32	3	75.32
44510	JAIPUR	HARYANA	FARIDABAD	049	PAINTING	6	6	0	0	0	0	0	0	0	0	6	96.83
44510	JAIPUR	HARYANA	FARIDABAD	054	BUSINESS STUDIES	40	40	0	0	0	0	0	4	21	10	5	73.73
44510	JAIPUR	HARYANA	FARIDABAD	055	ACCOUNTANCY	40	40	0	0	0	0	5	9	12	6	8	69.83
44510	JAIPUR	HARYANA	FARIDABAD	265	INFORMATICS PRAC.	25	25	0	0	0	0	0	0	6	14	5	80.80
44510	JAIPUR	HARYANA	FARIDABAD	283	COMPUTER SCIENCE	24	24	0	0	0	0	0	0	3	12	9	85.54
44510	JAIPUR	HARYANA	FARIDABAD	301	ENGLISH CORE	79	79	0	0	0	0	0	1	20	36	22	81.15
44510	JAIPUR	HARYANA	FARIDABAD	302	HINDI CORE	12	12	0	0	0	0	0	1	10	1	0	66.92
			FARIDABAD Average														78.99
44511	JAIPUR	HARYANA	KURUKSHETRA	030	ECONOMICS	37	37	0	0	0	0	0	5	14	17	1	73.32
44511	JAIPUR	HARYANA	KURUKSHETRA	041	MATHEMATICS	28	28	0	0	0	0	0	0	10	12	6	78.68
44511	JAIPUR	HARYANA	KURUKSHETRA	042	PHYSICS	32	32	0	0	0	0	0	0	9	9	14	83.91
44511	JAIPUR	HARYANA	KURUKSHETRA	043	CHEMISTRY	32	32	0	0	0	0	0	1	9	12	10	80.53
44511	JAIPUR	HARYANA	KURUKSHETRA	044	BIOLOGY	9	9	0	0	0	0	0	0	1	1	7	90.33
44511	JAIPUR	HARYANA	KURUKSHETRA	048	PHYSICAL EDUCATION	65	65	0	0	0	0	0	0	11	40	14	82.65
44511	JAIPUR	HARYANA	KURUKSHETRA	054	BUSINESS STUDIES	37	37	0	0	0	0	0	0	10	21	6	80.43
44511	JAIPUR	HARYANA	KURUKSHETRA	055	ACCOUNTANCY	37	37	0	0	0	0	0	3	15	12	7	75.81
44511	JAIPUR	HARYANA	KURUKSHETRA	283	COMPUTER SCIENCE	13	13	0	0	0	0	0	0	0	4	9	89.31

SCH CODE	REGION	STATE	JNV	SUB CODE	SUBJ NAME	APPEARED	PASSED	FAILED	ABSENT	L33	e33l40	e40l50	e50l60	e60l75	e75l90	e90a	Subj. Avg
44511	JAIPUR	HARYANA	KURUKSHETRA	301	ENGLISH CORE	69	69	0	0	0	0	0	0	6	47	16	83.25
44511	JAIPUR	HARYANA	KURUKSHETRA	302	HINDI CORE	51	51	0	0	0	0	0	0	12	27	12	81.57
			KURUKSHETRA Average														81.80
44512	JAIPUR	HARYANA	REWARI	027	HISTORY	36	36	0	0	0	0	0	0	5	25	6	83.56
44512	JAIPUR	HARYANA	REWARI	029	GEOGRAPHY	40	40	0	0	0	0	0	0	11	24	5	80.53
44512	JAIPUR	HARYANA	REWARI	030	ECONOMICS	40	40	0	0	0	0	11	8	15	5	1	62.30
44512	JAIPUR	HARYANA	REWARI	034	HIND MUSIC.VOCAL	43	43	0	0	0	0	0	0	0	27	16	86.79
44512	JAIPUR	HARYANA	REWARI	041	MATHEMATICS	30	30	0	0	0	0	0	3	2	9	16	85.10
44512	JAIPUR	HARYANA	REWARI	042	PHYSICS	32	32	0	0	0	0	0	0	10	13	9	80.94
44512	JAIPUR	HARYANA	REWARI	043	CHEMISTRY	32	32	0	0	0	0	0	1	6	7	18	85.91
44512	JAIPUR	HARYANA	REWARI	044	BIOLOGY	6	6	0	0	0	0	0	0	2	1	3	83.83
44512	JAIPUR	HARYANA	REWARI	048	PHYSICAL EDUCATION	21	21	0	0	0	0	0	1	2	13	5	83.52
44512	JAIPUR	HARYANA	REWARI	265	INFORMATICS PRAC.	3	3	0	0	0	0	0	0	0	2	1	88.33
44512	JAIPUR	HARYANA	REWARI	283	COMPUTER SCIENCE	12	12	0	0	0	0	0	0	0	5	7	91.25
44512	JAIPUR	HARYANA	REWARI	301	ENGLISH CORE	72	72	0	0	0	0	0	4	15	33	20	80.10
44512	JAIPUR	HARYANA	REWARI	302	HINDI CORE	56	56	0	0	0	0	0	0	17	28	11	80.84
			REWARI Average														82.54
44513	JAIPUR	HARYANA	NUH	027	HISTORY	27	27	0	0	0	0	0	0	3	20	4	83.30
44513	JAIPUR	HARYANA	NUH	029	GEOGRAPHY	27	27	0	0	0	0	0	0	3	18	6	83.07
44513	JAIPUR	HARYANA	NUH	030	ECONOMICS	27	27	0	0	0	0	0	2	9	13	3	76.96
44513	JAIPUR	HARYANA	NUH	041	MATHEMATICS	20	20	0	0	0	0	0	0	7	8	5	79.45
44513	JAIPUR	HARYANA	NUH	042	PHYSICS	34	34	0	0	0	0	0	3	11	13	7	77.53
44513	JAIPUR	HARYANA	NUH	043	CHEMISTRY	34	34	0	0	0	0	0	1	9	13	11	81.68
44513	JAIPUR	HARYANA	NUH	044	BIOLOGY	14	14	0	0	0	0	0	0	3	3	8	84.71
44513	JAIPUR	HARYANA	NUH	301	ENGLISH CORE	61	60	1	0	0	0	2	4	19	34	1	74.16
44513	JAIPUR	HARYANA	NUH	302	HINDI CORE	61	61	0	0	0	0	0	0	12	37	12	82.23
			NUH Average														80.34
44514	JAIPUR	HARYANA	PANCHKULA	030	ECONOMICS	39	39	0	0	0	0	3	8	8	17	3	70.67
44514	JAIPUR	HARYANA	PANCHKULA	041	MATHEMATICS	33	33	0	0	0	0	0	4	9	10	10	79.00
44514	JAIPUR	HARYANA	PANCHKULA	042	PHYSICS	38	38	0	0	0	0	0	1	11	17	9	80.42
44514	JAIPUR	HARYANA	PANCHKULA	043	CHEMISTRY	38	38	0	0	0	0	0	2	9	18	9	79.55
44514	JAIPUR	HARYANA	PANCHKULA	044	BIOLOGY	11	11	0	0	0	0	0	0	1	4	6	87.82
44514	JAIPUR	HARYANA	PANCHKULA	045	BIOTECHNOLOGY	11	11	0	0	0	0	0	0	0	5	6	88.09
44514	JAIPUR	HARYANA	PANCHKULA	054	BUSINESS STUDIES	39	39	0	0	0	0	0	3	17	13	6	74.67
44514	JAIPUR	HARYANA	PANCHKULA	055	ACCOUNTANCY	39	39	0	0	0	0	1	7	20	6	5	69.10
44514	JAIPUR	HARYANA	PANCHKULA	283	COMPUTER SCIENCE	25	25	0	0	0	0	0	0	3	15	7	84.12
44514	JAIPUR	HARYANA	PANCHKULA	301	ENGLISH CORE	77	77	0	0	0	0	1	5	23	36	12	77.32
44514	JAIPUR	HARYANA	PANCHKULA	302	HINDI CORE	35	35	0	0	0	0	0	3	14	15	3	73.94
			PANCHKULA Average														78.61
44515	JAIPUR	HARYANA	KARNAL	030	ECONOMICS	40	40	0	0	0	0	0	4	5	21	10	79.35
44515	JAIPUR	HARYANA	KARNAL	041	MATHEMATICS	34	34	0	0	0	0	0	1	6	13	14	83.76
44515	JAIPUR	HARYANA	KARNAL	042	PHYSICS	33	33	0	0	0	0	0	0	7	14	12	83.52
44515	JAIPUR	HARYANA	KARNAL	043	CHEMISTRY	33	33	0	0	0	0	0	0	9	9	15	83.52
44515	JAIPUR	HARYANA	KARNAL	044	BIOLOGY	13	13	0	0	0	0	0	0	0	4	9	91.46
44515	JAIPUR	HARYANA	KARNAL	054	BUSINESS STUDIES	40	40	0	0	0	0	0	0	7	22	11	81.88
44515	JAIPUR	HARYANA	KARNAL	055	ACCOUNTANCY	40	40	0	0	0	0	0	6	9	15	10	78.50
44515	JAIPUR	HARYANA	KARNAL	283	COMPUTER SCIENCE	14	14	0	0	0	0	0	0	0	5	9	89.86
44515	JAIPUR	HARYANA	KARNAL	301	ENGLISH CORE	73	73	0	0	0	0	0	2	12	46	13	81.99
44515	JAIPUR	HARYANA	KARNAL	302	HINDI CORE	45	45	0	0	0	0	0	0	9	25	11	81.93
			KARNAL Average														83.58
44516	JAIPUR	HARYANA	AMBALA	027	HISTORY	27	27	0	0	0	0	0	4	14	6	3	71.96

SCH CODE	REGION	STATE	JNV	SUB CODE	SUBJ NAME	APPEARED	PASSED	FAILED	ABSENT	L33	e33l40	e40l50	e50l60	e60l75	e75l90	e90a	Subj. Avg
44516	JAIPUR	HARYANA	AMBALA	029	GEOGRAPHY	27	27	0	0	0	0	0	0	10	11	6	78.37
44516	JAIPUR	HARYANA	AMBALA	030	ECONOMICS	27	27	0	0	0	0	0	3	7	10	7	76.22
44516	JAIPUR	HARYANA	AMBALA	041	MATHEMATICS	22	22	0	0	0	0	0	2	9	6	5	75.00
44516	JAIPUR	HARYANA	AMBALA	042	PHYSICS	25	25	0	0	0	0	0	2	12	9	2	73.60
44516	JAIPUR	HARYANA	AMBALA	043	CHEMISTRY	25	25	0	0	0	0	0	2	18	4	1	70.28
44516	JAIPUR	HARYANA	AMBALA	044	BIOLOGY	3	3	0	0	0	0	0	0	1	2	0	77.00
44516	JAIPUR	HARYANA	AMBALA	283	COMPUTER SCIENCE	13	13	0	0	0	0	0	0	2	10	1	80.85
44516	JAIPUR	HARYANA	AMBALA	301	ENGLISH CORE	52	52	0	0	0	0	4	9	15	23	1	70.21
44516	JAIPUR	HARYANA	AMBALA	302	HINDI CORE	39	39	0	0	0	0	0	1	17	16	5	76.44
			AMBALA Average														74.99
44517	JAIPUR	HARYANA	YAMUNANAGAR	027	HISTORY	29	29	0	0	0	0	0	1	6	13	9	81.55
44517	JAIPUR	HARYANA	YAMUNANAGAR	029	GEOGRAPHY	29	29	0	0	0	0	0	0	4	20	5	82.76
44517	JAIPUR	HARYANA	YAMUNANAGAR	030	ECONOMICS	29	28	1	0	0	0	0	2	10	15	1	74.28
44517	JAIPUR	HARYANA	YAMUNANAGAR	041	MATHEMATICS	21	21	0	0	0	0	0	1	2	8	10	86.29
44517	JAIPUR	HARYANA	YAMUNANAGAR	042	PHYSICS	40	40	0	0	0	0	0	0	18	17	5	76.15
44517	JAIPUR	HARYANA	YAMUNANAGAR	043	CHEMISTRY	40	40	0	0	0	0	0	1	10	17	12	81.50
44517	JAIPUR	HARYANA	YAMUNANAGAR	044	BIOLOGY	19	19	0	0	0	0	0	0	2	8	9	86.79
44517	JAIPUR	HARYANA	YAMUNANAGAR	283	COMPUTER SCIENCE	20	20	0	0	0	0	0	0	0	10	10	87.05
44517	JAIPUR	HARYANA	YAMUNANAGAR	301	ENGLISH CORE	69	69	0	0	0	0	0	1	24	37	7	78.28
44517	JAIPUR	HARYANA	YAMUNANAGAR	302	HINDI CORE	49	49	0	0	0	0	0	0	11	32	6	80.78
			YAMUNANAGAR Average														81.54
44518	JAIPUR	HARYANA	ROHTAK	030	ECONOMICS	16	16	0	0	0	1	2	3	6	4	0	63.00
44518	JAIPUR	HARYANA	ROHTAK	041	MATHEMATICS	35	35	0	0	0	0	2	9	11	9	4	69.03
44518	JAIPUR	HARYANA	ROHTAK	042	PHYSICS	36	36	0	0	0	0	0	0	14	12	10	80.42
44518	JAIPUR	HARYANA	ROHTAK	043	CHEMISTRY	36	36	0	0	0	0	0	1	12	15	8	78.47
44518	JAIPUR	HARYANA	ROHTAK	044	BIOLOGY	10	10	0	0	0	0	0	0	0	4	6	90.40
44518	JAIPUR	HARYANA	ROHTAK	048	PHYSICAL EDUCATION	52	52	0	0	0	1	1	0	13	20	17	80.92
44518	JAIPUR	HARYANA	ROHTAK	054	BUSINESS STUDIES	16	16	0	0	0	0	0	0	8	8	0	75.88
44518	JAIPUR	HARYANA	ROHTAK	055	ACCOUNTANCY	16	16	0	0	0	0	2	2	7	4	1	68.56
44518	JAIPUR	HARYANA	ROHTAK	301	ENGLISH CORE	52	52	0	0	0	0	0	0	2	38	12	84.88
44518	JAIPUR	HARYANA	ROHTAK	302	HINDI CORE	43	43	0	0	0	0	0	0	4	27	12	84.84
			ROHTAK Average														77.64
44519	JAIPUR	HARYANA	FATEHABAD	030	ECONOMICS	34	34	0	0	0	0	1	1	4	17	11	81.88
44519	JAIPUR	HARYANA	FATEHABAD	041	MATHEMATICS	19	19	0	0	0	0	1	2	3	5	8	80.26
44519	JAIPUR	HARYANA	FATEHABAD	042	PHYSICS	30	30	0	0	0	0	0	6	2	17	5	77.27
44519	JAIPUR	HARYANA	FATEHABAD	043	CHEMISTRY	30	30	0	0	0	0	0	0	7	8	15	84.47
44519	JAIPUR	HARYANA	FATEHABAD	044	BIOLOGY	14	14	0	0	0	0	0	1	2	3	8	86.64
44519	JAIPUR	HARYANA	FATEHABAD	054	BUSINESS STUDIES	34	34	0	0	0	0	0	1	5	18	10	81.47
44519	JAIPUR	HARYANA	FATEHABAD	055	ACCOUNTANCY	34	34	0	0	0	0	1	4	15	7	7	73.62
44519	JAIPUR	HARYANA	FATEHABAD	265	INFORMATICS PRAC.	19	19	0	0	0	0	0	0	3	12	4	82.42
44519	JAIPUR	HARYANA	FATEHABAD	283	COMPUTER SCIENCE	20	20	0	0	0	0	0	0	3	9	8	85.55
44519	JAIPUR	HARYANA	FATEHABAD	301	ENGLISH CORE	64	64	0	0	0	0	0	4	15	35	10	78.95
44519	JAIPUR	HARYANA	FATEHABAD	302	HINDI CORE	22	22	0	0	0	0	0	0	3	10	9	84.45
			FATEHABAD Average														81.54
44520	JAIPUR	HARYANA	GURUGRAM	027	HISTORY	33	33	0	0	0	0	0	0	3	13	17	87.85
44520	JAIPUR	HARYANA	GURUGRAM	029	GEOGRAPHY	33	33	0	0	0	0	0	0	6	18	9	83.94
44520	JAIPUR	HARYANA	GURUGRAM	030	ECONOMICS	33	33	0	0	0	0	1	3	13	14	2	73.58
44520	JAIPUR	HARYANA	GURUGRAM	041	MATHEMATICS	23	23	0	0	0	0	0	0	9	5	8	78.30
44520	JAIPUR	HARYANA	GURUGRAM	042	PHYSICS	29	29	0	0	0	0	0	0	9	12	7	79.45
44520	JAIPUR	HARYANA	GURUGRAM	043	CHEMISTRY	29	29	0	0	0	0	0	1	9	13	5	77.17
44520	JAIPUR	HARYANA	GURUGRAM	044	BIOLOGY	6	6	0	0	0	0	0	1	1	3	1	76.50

SCH CODE	REGION	STATE	JNV	SUB CODE	SUBJ NAME	APPEARED	PASSED	FAILED	ABSENT	L33	e33l40	e40l50	e50l60	e60l75	e75l90	e90a	Subj. Avg
44520	JAIPUR	HARYANA	GURUGRAM	048	PHYSICAL EDUCATION	62	62	0	0	0	0	0	5	9	30	17	80.85
44520	JAIPUR	HARYANA	GURUGRAM	065	INFORMATICS PRAC.	8	8	0	0	0	0	0	0	1	6	1	85.00
44520	JAIPUR	HARYANA	GURUGRAM	083	COMPUTER SCIENCE	17	17	0	0	0	0	0	0	1	8	8	88.06
44520	JAIPUR	HARYANA	GURUGRAM	301	ENGLISH CORE	62	62	0	0	0	0	0	3	9	31	18	81.68
44520	JAIPUR	HARYANA	GURUGRAM	302	HINDI CORE	37	37	0	0	0	0	0	0	7	21	8	80.62
			GURUGRAM Average														81.08
89007	JAIPUR	DELHI	MUNGESHPUR	030	ECONOMICS	25	25	0	0	0	0	0	1	15	7	2	71.40
89007	JAIPUR	DELHI	MUNGESHPUR	041	MATHEMATICS	36	36	0	0	0	3	3	10	8	3	9	67.97
89007	JAIPUR	DELHI	MUNGESHPUR	042	PHYSICS	34	34	0	0	0	0	0	0	16	12	6	76.29
89007	JAIPUR	DELHI	MUNGESHPUR	043	CHEMISTRY	34	34	0	0	0	0	0	6	15	7	6	71.12
89007	JAIPUR	DELHI	MUNGESHPUR	044	BIOLOGY	12	12	0	0	0	0	0	0	3	7	2	81.25
89007	JAIPUR	DELHI	MUNGESHPUR	048	PHYSICAL EDUCATION	50	50	0	0	0	0	0	0	19	24	7	78.78
89007	JAIPUR	DELHI	MUNGESHPUR	051	SCULPTURE	9	9	0	0	0	0	0	0	0	0	9	99.56
89007	JAIPUR	DELHI	MUNGESHPUR	054	BUSINESS STUDIES	25	25	0	0	0	0	0	0	10	14	1	77.56
89007	JAIPUR	DELHI	MUNGESHPUR	055	ACCOUNTANCY	25	25	0	0	0	0	2	7	6	8	2	68.84
89007	JAIPUR	DELHI	MUNGESHPUR	283	COMPUTER SCIENCE	15	15	0	0	0	0	0	0	0	6	9	88.87
89007	JAIPUR	DELHI	MUNGESHPUR	301	ENGLISH CORE	59	59	0	0	0	0	0	0	13	34	12	81.98
89007	JAIPUR	DELHI	MUNGESHPUR	302	HINDI CORE	30	30	0	0	0	0	0	0	9	16	5	79.70
			MUNGESHPUR Average														78.61
64033	LUCKNOW	UTTAR PRADESH	MEERUT	030	ECONOMICS	24	23	1	0	0	0	1	4	12	3	3	68.00
64033	LUCKNOW	UTTAR PRADESH	MEERUT	041	MATHEMATICS	28	28	0	1	0	0	0	0	9	15	4	80.64
64033	LUCKNOW	UTTAR PRADESH	MEERUT	042	PHYSICS	34	34	0	1	0	0	0	0	7	22	5	81.21
64033	LUCKNOW	UTTAR PRADESH	MEERUT	043	CHEMISTRY	34	34	0	1	0	0	0	0	13	17	4	78.06
64033	LUCKNOW	UTTAR PRADESH	MEERUT	044	BIOLOGY	6	6	0	0	0	0	0	0	0	2	4	90.67
64033	LUCKNOW	UTTAR PRADESH	MEERUT	054	BUSINESS STUDIES	24	24	0	0	0	0	2	0	10	9	3	74.46
64033	LUCKNOW	UTTAR PRADESH	MEERUT	055	ACCOUNTANCY	24	23	1	0	0	0	6	7	9	1	0	57.21
64033	LUCKNOW	UTTAR PRADESH	MEERUT	283	COMPUTER SCIENCE	12	12	0	1	0	0	0	0	0	7	5	87.58
64033	LUCKNOW	UTTAR PRADESH	MEERUT	301	ENGLISH CORE	58	58	0	1	0	0	0	2	6	22	28	86.28
64033	LUCKNOW	UTTAR PRADESH	MEERUT	302	HINDI CORE	46	46	0	0	0	0	1	1	7	30	7	80.22
			MEERUT Average														78.43
64034	LUCKNOW	UTTAR PRADESH	BULANDSHAHAR	030	ECONOMICS	15	15	0	0	0	0	1	2	9	3	0	68.93
64034	LUCKNOW	UTTAR PRADESH	BULANDSHAHAR	041	MATHEMATICS	36	36	0	0	0	0	0	2	9	12	13	80.39
64034	LUCKNOW	UTTAR PRADESH	BULANDSHAHAR	042	PHYSICS	44	44	0	1	0	0	0	2	9	20	13	81.77
64034	LUCKNOW	UTTAR PRADESH	BULANDSHAHAR	043	CHEMISTRY	44	44	0	1	0	0	0	4	13	10	17	80.36
64034	LUCKNOW	UTTAR PRADESH	BULANDSHAHAR	044	BIOLOGY	8	7	1	1	0	0	0	0	1	4	2	78.13
64034	LUCKNOW	UTTAR PRADESH	BULANDSHAHAR	054	BUSINESS STUDIES	15	15	0	0	0	0	0	1	6	8	0	74.13
64034	LUCKNOW	UTTAR PRADESH	BULANDSHAHAR	055	ACCOUNTANCY	15	15	0	0	0	0	2	2	9	2	0	64.87
64034	LUCKNOW	UTTAR PRADESH	BULANDSHAHAR	301	ENGLISH CORE	59	59	0	1	0	0	0	1	10	28	20	84.32
64034	LUCKNOW	UTTAR PRADESH	BULANDSHAHAR	302	HINDI CORE	59	59	0	1	0	0	0	1	15	25	18	81.22
			BULANDSHAHAR Average														77.12
64035	LUCKNOW	UTTAR PRADESH	BAREILLY	030	ECONOMICS	30	29	1	0	0	0	1	2	15	9	2	70.57
64035	LUCKNOW	UTTAR PRADESH	BAREILLY	041	MATHEMATICS	26	26	0	0	0	0	0	1	5	10	10	83.88
64035	LUCKNOW	UTTAR PRADESH	BAREILLY	042	PHYSICS	43	43	0	0	0	0	0	3	17	16	7	76.63
64035	LUCKNOW	UTTAR PRADESH	BAREILLY	043	CHEMISTRY	43	43	0	0	0	0	0	1	15	18	9	79.05
64035	LUCKNOW	UTTAR PRADESH	BAREILLY	044	BIOLOGY	17	17	0	0	0	0	0	0	3	6	8	84.65
64035	LUCKNOW	UTTAR PRADESH	BAREILLY	054	BUSINESS STUDIES	30	29	1	0	0	0	0	1	12	15	1	74.93
64035	LUCKNOW	UTTAR PRADESH	BAREILLY	055	ACCOUNTANCY	30	29	1	0	0	0	0	8	14	7	0	65.40
64035	LUCKNOW	UTTAR PRADESH	BAREILLY	283	COMPUTER SCIENCE	31	31	0	0	0	0	0	0	7	17	7	82.90
64035	LUCKNOW	UTTAR PRADESH	BAREILLY	301	ENGLISH CORE	73	73	0	0	0	0	1	5	25	37	5	76.03
64035	LUCKNOW	UTTAR PRADESH	BAREILLY	302	HINDI CORE	42	41	1	0	0	0	0	3	13	23	2	75.26
			BAREILLY Average														76.93

SCH CODE	REGION	STATE	JNV	SUB CODE	SUBJ NAME	APPEARED	PASSED	FAILED	ABSENT	L33	e33l40	e40l50	e50l60	e60l75	e75l90	e90a	Subj. Avg
64036	LUCKNOW	UTTAR PRADESH	G B NAGAR	030	ECONOMICS	22	22	0	0	0	0	3	8	5	6	0	63.95
64036	LUCKNOW	UTTAR PRADESH	G B NAGAR	041	MATHEMATICS	35	35	0	0	0	0	0	2	9	12	12	80.86
64036	LUCKNOW	UTTAR PRADESH	G B NAGAR	042	PHYSICS	45	45	0	0	0	0	0	4	19	16	6	74.84
64036	LUCKNOW	UTTAR PRADESH	G B NAGAR	043	CHEMISTRY	45	45	0	0	0	0	0	3	16	20	6	76.78
64036	LUCKNOW	UTTAR PRADESH	G B NAGAR	044	BIOLOGY	10	10	0	0	0	0	0	0	3	2	5	83.00
64036	LUCKNOW	UTTAR PRADESH	G B NAGAR	054	BUSINESS STUDIES	22	22	0	0	0	0	0	2	8	10	2	74.55
64036	LUCKNOW	UTTAR PRADESH	G B NAGAR	055	ACCOUNTANCY	22	22	0	0	0	0	4	6	9	2	1	61.73
64036	LUCKNOW	UTTAR PRADESH	G B NAGAR	283	COMPUTER SCIENCE	23	23	0	0	0	0	0	0	2	11	10	85.57
64036	LUCKNOW	UTTAR PRADESH	G B NAGAR	301	ENGLISH CORE	67	67	0	0	0	0	0	0	9	35	23	84.87
64036	LUCKNOW	UTTAR PRADESH	G B NAGAR	302	HINDI CORE	44	44	0	0	0	0	0	1	14	24	5	77.64
			G B NAGAR Average														76.38
64037	LUCKNOW	UTTAR PRADESH	AGRA	041	MATHEMATICS	27	27	0	0	0	0	0	4	3	15	5	78.22
64037	LUCKNOW	UTTAR PRADESH	AGRA	042	PHYSICS	34	34	0	0	0	0	0	1	8	20	5	81.12
64037	LUCKNOW	UTTAR PRADESH	AGRA	043	CHEMISTRY	34	34	0	0	0	0	0	0	4	8	22	88.97
64037	LUCKNOW	UTTAR PRADESH	AGRA	044	BIOLOGY	7	7	0	0	0	0	0	0	0	6	1	85.86
64037	LUCKNOW	UTTAR PRADESH	AGRA	265	INFORMATICS PRAC.	19	19	0	1	0	0	0	0	0	11	8	89.05
64037	LUCKNOW	UTTAR PRADESH	AGRA	283	COMPUTER SCIENCE	10	10	0	0	0	0	0	0	1	3	6	88.40
64037	LUCKNOW	UTTAR PRADESH	AGRA	301	ENGLISH CORE	53	53	0	1	0	0	0	0	5	19	29	87.40
64037	LUCKNOW	UTTAR PRADESH	AGRA	302	HINDI CORE	43	43	0	1	0	0	0	0	0	27	16	87.91
64037	LUCKNOW	UTTAR PRADESH	AGRA	809	FOOD PRODUCTION	19	19	0	1	0	0	0	0	0	8	11	89.53
64037	LUCKNOW	UTTAR PRADESH	AGRA	810	FRONT OFFICE OPERA	19	19	0	1	0	0	0	0	0	10	9	89.21
			AGRA Average														86.57
64038	LUCKNOW	UTTAR PRADESH	MATHURA	030	ECONOMICS	30	28	2	0	0	0	1	4	10	11	2	71.20
64038	LUCKNOW	UTTAR PRADESH	MATHURA	041	MATHEMATICS	35	35	0	0	0	0	1	5	14	12	3	72.43
64038	LUCKNOW	UTTAR PRADESH	MATHURA	042	PHYSICS	38	38	0	0	0	0	0	0	2	23	13	85.95
64038	LUCKNOW	UTTAR PRADESH	MATHURA	043	CHEMISTRY	38	38	0	0	0	0	0	0	6	18	14	84.61
64038	LUCKNOW	UTTAR PRADESH	MATHURA	044	BIOLOGY	3	3	0	0	0	0	0	0	0	0	3	92.00
64038	LUCKNOW	UTTAR PRADESH	MATHURA	054	BUSINESS STUDIES	30	30	0	0	0	0	0	3	11	10	6	75.23
64038	LUCKNOW	UTTAR PRADESH	MATHURA	055	ACCOUNTANCY	30	29	1	0	0	0	4	6	7	7	5	69.70
64038	LUCKNOW	UTTAR PRADESH	MATHURA	301	ENGLISH CORE	68	68	0	0	0	0	0	6	11	29	22	81.26
64038	LUCKNOW	UTTAR PRADESH	MATHURA	302	HINDI CORE	68	68	0	0	0	0	0	3	13	32	20	81.51
			MATHURA Average														79.32
64039	LUCKNOW	UTTAR PRADESH	MAINPURI	027	HISTORY	45	45	0	0	0	0	0	0	7	17	21	85.31
64039	LUCKNOW	UTTAR PRADESH	MAINPURI	029	GEOGRAPHY	45	45	0	0	0	0	0	1	7	29	8	81.04
64039	LUCKNOW	UTTAR PRADESH	MAINPURI	030	ECONOMICS	45	45	0	0	0	0	7	14	16	4	4	63.80
64039	LUCKNOW	UTTAR PRADESH	MAINPURI	041	MATHEMATICS	27	27	0	0	0	0	0	10	6	9	2	69.59
64039	LUCKNOW	UTTAR PRADESH	MAINPURI	042	PHYSICS	40	40	0	0	0	0	0	5	25	7	3	69.63
64039	LUCKNOW	UTTAR PRADESH	MAINPURI	043	CHEMISTRY	40	40	0	0	0	0	0	6	26	6	2	68.20
64039	LUCKNOW	UTTAR PRADESH	MAINPURI	044	BIOLOGY	13	13	0	0	0	0	0	0	2	5	6	85.08
64039	LUCKNOW	UTTAR PRADESH	MAINPURI	301	ENGLISH CORE	85	85	0	0	0	0	4	12	31	36	2	71.21
64039	LUCKNOW	UTTAR PRADESH	MAINPURI	302	HINDI CORE	85	85	0	0	0	0	0	4	34	38	9	77.13
			MAINPURI Average														74.55
64040	LUCKNOW	UTTAR PRADESH	ETAH	027	HISTORY	43	43	0	0	0	0	0	1	6	20	16	83.70
64040	LUCKNOW	UTTAR PRADESH	ETAH	029	GEOGRAPHY	43	43	0	0	0	0	0	0	10	27	6	81.02
64040	LUCKNOW	UTTAR PRADESH	ETAH	030	ECONOMICS	43	42	1	0	0	0	4	3	21	13	1	67.65
64040	LUCKNOW	UTTAR PRADESH	ETAH	041	MATHEMATICS	21	21	0	0	0	0	2	3	8	5	3	71.43
64040	LUCKNOW	UTTAR PRADESH	ETAH	042	PHYSICS	35	35	0	0	0	0	0	0	13	16	6	79.23
64040	LUCKNOW	UTTAR PRADESH	ETAH	043	CHEMISTRY	35	35	0	0	0	0	0	0	14	10	11	80.43
64040	LUCKNOW	UTTAR PRADESH	ETAH	044	BIOLOGY	14	14	0	0	0	0	0	0	2	8	4	85.14
64040	LUCKNOW	UTTAR PRADESH	ETAH	301	ENGLISH CORE	78	78	0	0	0	0	0	10	23	41	4	73.78
64040	LUCKNOW	UTTAR PRADESH	ETAH	302	HINDI CORE	78	78	0	0	0	0	0	2	24	41	11	79.15

SCH CODE	REGION	STATE	JNV	SUB CODE	SUBJ NAME	APPEARED	PASSED	FAILED	ABSENT	L33	e33l40	e40l50	e50l60	e60l75	e75l90	e90a	Subj. Avg
			ETAH Average														77.95
64041	LUCKNOW	UTTAR PRADESH	HATHRAS	030	ECONOMICS	21	20	1	2	0	0	3	4	9	2	2	64.52
64041	LUCKNOW	UTTAR PRADESH	HATHRAS	041	MATHEMATICS	31	30	1	0	0	0	4	10	9	5	2	62.03
64041	LUCKNOW	UTTAR PRADESH	HATHRAS	042	PHYSICS	40	40	0	0	0	0	0	6	19	11	4	71.35
64041	LUCKNOW	UTTAR PRADESH	HATHRAS	043	CHEMISTRY	40	40	0	0	0	0	0	0	4	22	14	84.40
64041	LUCKNOW	UTTAR PRADESH	HATHRAS	044	BIOLOGY	9	8	1	0	0	0	0	0	0	3	5	84.33
64041	LUCKNOW	UTTAR PRADESH	HATHRAS	054	BUSINESS STUDIES	21	21	0	2	0	0	1	1	8	8	3	75.19
64041	LUCKNOW	UTTAR PRADESH	HATHRAS	055	ACCOUNTANCY	21	21	0	2	0	0	3	4	6	4	3	66.71
64041	LUCKNOW	UTTAR PRADESH	HATHRAS	283	COMPUTER SCIENCE	22	22	0	0	0	0	0	0	1	16	5	83.50
64041	LUCKNOW	UTTAR PRADESH	HATHRAS	301	ENGLISH CORE	61	61	0	2	0	0	0	1	6	43	11	82.74
64041	LUCKNOW	UTTAR PRADESH	HATHRAS	302	HINDI CORE	60	60	0	2	0	0	1	1	20	30	8	78.20
			HATHRAS Average														75.30
64042	LUCKNOW	UTTAR PRADESH	FIROZABAD	041	MATHEMATICS	43	42	1	0	0	0	3	6	22	7	4	67.81
64042	LUCKNOW	UTTAR PRADESH	FIROZABAD	042	PHYSICS	46	46	0	0	0	0	0	2	10	22	12	81.46
64042	LUCKNOW	UTTAR PRADESH	FIROZABAD	043	CHEMISTRY	46	46	0	0	0	0	0	2	14	21	9	78.09
64042	LUCKNOW	UTTAR PRADESH	FIROZABAD	044	BIOLOGY	3	3	0	0	0	0	0	0	0	3	0	81.33
64042	LUCKNOW	UTTAR PRADESH	FIROZABAD	283	COMPUTER SCIENCE	20	20	0	0	0	0	0	0	4	11	5	82.40
64042	LUCKNOW	UTTAR PRADESH	FIROZABAD	301	ENGLISH CORE	46	46	0	0	0	0	0	0	3	33	10	84.15
64042	LUCKNOW	UTTAR PRADESH	FIROZABAD	302	HINDI CORE	26	26	0	0	0	0	0	1	4	15	6	80.19
			FIROZABAD Average														79.35
64043	LUCKNOW	UTTAR PRADESH	PILIBHIT	030	ECONOMICS	32	23	9	0	0	0	4	6	8	4	1	55.44
64043	LUCKNOW	UTTAR PRADESH	PILIBHIT	041	MATHEMATICS	26	26	0	0	0	0	0	2	13	7	4	74.08
64043	LUCKNOW	UTTAR PRADESH	PILIBHIT	042	PHYSICS	43	43	0	0	0	0	0	1	11	20	11	80.35
64043	LUCKNOW	UTTAR PRADESH	PILIBHIT	043	CHEMISTRY	43	43	0	0	0	0	0	1	13	15	14	81.30
64043	LUCKNOW	UTTAR PRADESH	PILIBHIT	044	BIOLOGY	18	18	0	0	0	0	0	0	2	7	9	87.50
64043	LUCKNOW	UTTAR PRADESH	PILIBHIT	054	BUSINESS STUDIES	32	32	0	0	0	0	0	4	13	13	2	73.00
64043	LUCKNOW	UTTAR PRADESH	PILIBHIT	055	ACCOUNTANCY	32	32	0	0	0	0	2	9	11	8	2	66.53
64043	LUCKNOW	UTTAR PRADESH	PILIBHIT	301	ENGLISH CORE	75	75	0	0	0	0	0	4	12	40	19	81.79
64043	LUCKNOW	UTTAR PRADESH	PILIBHIT	302	HINDI CORE	74	74	0	0	0	0	0	4	20	32	18	79.35
			PILIBHIT Average														75.48
64044	LUCKNOW	UTTAR PRADESH	SHAHJAHANPUR	027	HISTORY	44	44	0	0	0	0	0	7	8	19	10	77.64
64044	LUCKNOW	UTTAR PRADESH	SHAHJAHANPUR	029	GEOGRAPHY	44	44	0	0	0	0	0	4	8	22	10	80.55
64044	LUCKNOW	UTTAR PRADESH	SHAHJAHANPUR	030	ECONOMICS	44	42	2	0	0	0	3	11	5	18	5	70.39
64044	LUCKNOW	UTTAR PRADESH	SHAHJAHANPUR	041	MATHEMATICS	38	37	1	0	0	0	3	8	12	11	3	68.61
64044	LUCKNOW	UTTAR PRADESH	SHAHJAHANPUR	042	PHYSICS	45	45	0	0	0	0	0	1	17	21	6	77.49
64044	LUCKNOW	UTTAR PRADESH	SHAHJAHANPUR	043	CHEMISTRY	45	45	0	0	0	0	0	1	6	13	25	87.27
64044	LUCKNOW	UTTAR PRADESH	SHAHJAHANPUR	044	BIOLOGY	7	7	0	0	0	0	0	0	1	6	0	81.14
64044	LUCKNOW	UTTAR PRADESH	SHAHJAHANPUR	048	PHYSICAL EDUCATION	3	3	0	0	0	0	0	0	0	1	2	92.33
64044	LUCKNOW	UTTAR PRADESH	SHAHJAHANPUR	301	ENGLISH CORE	89	89	0	0	0	0	2	5	18	39	25	79.87
64044	LUCKNOW	UTTAR PRADESH	SHAHJAHANPUR	302	HINDI CORE	86	86	0	0	0	0	1	4	18	41	22	80.31
			SHAHJAHANPUR Average														79.56
64045	LUCKNOW	UTTAR PRADESH	ALIGARH	030	ECONOMICS	33	32	1	0	0	0	2	8	12	8	2	66.45
64045	LUCKNOW	UTTAR PRADESH	ALIGARH	041	MATHEMATICS	33	32	1	0	0	0	1	10	9	8	3	66.64
64045	LUCKNOW	UTTAR PRADESH	ALIGARH	042	PHYSICS	36	36	0	1	0	0	0	1	8	21	6	81.56
64045	LUCKNOW	UTTAR PRADESH	ALIGARH	043	CHEMISTRY	37	37	0	0	0	0	0	5	17	10	4	71.32
64045	LUCKNOW	UTTAR PRADESH	ALIGARH	044	BIOLOGY	6	6	0	0	0	0	0	1	2	1	2	75.00
64045	LUCKNOW	UTTAR PRADESH	ALIGARH	054	BUSINESS STUDIES	33	33	0	0	0	0	0	7	12	12	2	71.73
64045	LUCKNOW	UTTAR PRADESH	ALIGARH	055	ACCOUNTANCY	33	33	0	0	0	0	5	10	9	7	2	64.85
64045	LUCKNOW	UTTAR PRADESH	ALIGARH	301	ENGLISH CORE	70	70	0	0	0	0	0	4	25	33	7	75.34
64045	LUCKNOW	UTTAR PRADESH	ALIGARH	302	HINDI CORE	68	68	0	0	0	0	0	8	23	28	8	74.74
			ALIGARH Average														71.96

SCH CODE	REGION	STATE	JNV	SUB CODE	SUBJ NAME	APPEARED	PASSED	FAILED	ABSENT	L33	e33l40	e40l50	e50l60	e60l75	e75l90	e90a	Subj. Avg
64046	LUCKNOW	UTTAR PRADESH	BAGPAT	030	ECONOMICS	28	28	0	1	0	0	6	7	10	5	0	63.32
64046	LUCKNOW	UTTAR PRADESH	BAGPAT	041	MATHEMATICS	26	26	0	0	0	0	0	4	8	11	3	75.65
64046	LUCKNOW	UTTAR PRADESH	BAGPAT	042	PHYSICS	33	33	0	0	0	0	0	10	12	8	3	68.58
64046	LUCKNOW	UTTAR PRADESH	BAGPAT	043	CHEMISTRY	33	33	0	0	0	0	1	6	13	10	3	70.64
64046	LUCKNOW	UTTAR PRADESH	BAGPAT	044	BIOLOGY	9	9	0	0	0	0	0	1	1	2	5	84.00
64046	LUCKNOW	UTTAR PRADESH	BAGPAT	048	PHYSICAL EDUCATION	40	40	0	0	0	0	0	3	9	26	2	77.73
64046	LUCKNOW	UTTAR PRADESH	BAGPAT	054	BUSINESS STUDIES	28	28	0	1	0	0	0	2	12	13	1	75.32
64046	LUCKNOW	UTTAR PRADESH	BAGPAT	055	ACCOUNTANCY	28	28	0	1	0	0	3	8	12	4	1	65.04
64046	LUCKNOW	UTTAR PRADESH	BAGPAT	283	COMPUTER SCIENCE	16	16	0	0	0	0	0	0	4	9	3	80.25
64046	LUCKNOW	UTTAR PRADESH	BAGPAT	301	ENGLISH CORE	61	61	0	1	0	0	0	0	8	32	21	85.25
64046	LUCKNOW	UTTAR PRADESH	BAGPAT	302	HINDI CORE	43	43	0	1	0	0	0	4	12	21	6	77.44
			BAGPAT Average														74.84
64047	LUCKNOW	UTTAR PRADESH	GHAZIABAD	041	MATHEMATICS	28	28	0	0	0	0	1	3	9	9	6	76.18
64047	LUCKNOW	UTTAR PRADESH	GHAZIABAD	042	PHYSICS	33	33	0	0	0	0	0	4	16	10	3	72.67
64047	LUCKNOW	UTTAR PRADESH	GHAZIABAD	043	CHEMISTRY	33	33	0	0	0	0	0	1	11	12	9	80.15
64047	LUCKNOW	UTTAR PRADESH	GHAZIABAD	044	BIOLOGY	5	5	0	0	0	0	0	0	0	2	3	90.00
64047	LUCKNOW	UTTAR PRADESH	GHAZIABAD	283	COMPUTER SCIENCE	23	23	0	0	0	0	0	0	4	14	5	83.52
64047	LUCKNOW	UTTAR PRADESH	GHAZIABAD	301	ENGLISH CORE	33	33	0	0	0	0	0	0	4	22	7	83.09
64047	LUCKNOW	UTTAR PRADESH	GHAZIABAD	302	HINDI CORE	10	10	0	0	0	0	0	0	3	6	1	79.40
			GHAZIABAD Average														80.72
74001	LUCKNOW	UTTAR PRADESH	ALLAHABAD	041	MATHEMATICS	82	82	0	0	0	0	5	11	20	15	31	77.70
74001	LUCKNOW	UTTAR PRADESH	ALLAHABAD	042	PHYSICS	127	127	0	0	0	0	0	0	8	35	84	89.30
74001	LUCKNOW	UTTAR PRADESH	ALLAHABAD	043	CHEMISTRY	127	127	0	0	0	0	0	3	35	36	53	82.40
74001	LUCKNOW	UTTAR PRADESH	ALLAHABAD	044	BIOLOGY	45	45	0	0	0	0	0	0	13	11	21	83.53
74001	LUCKNOW	UTTAR PRADESH	ALLAHABAD	045	BIOTECHNOLOGY	20	20	0	0	0	0	0	0	4	10	6	83.70
74001	LUCKNOW	UTTAR PRADESH	ALLAHABAD	283	COMPUTER SCIENCE	29	29	0	0	0	0	0	0	1	21	7	84.62
74001	LUCKNOW	UTTAR PRADESH	ALLAHABAD	301	ENGLISH CORE	127	127	0	0	0	0	0	0	10	81	36	84.51
74001	LUCKNOW	UTTAR PRADESH	ALLAHABAD	302	HINDI CORE	78	78	0	0	0	0	0	0	5	33	40	87.67
			ALLAHABAD Average														84.18
74002	LUCKNOW	UTTAR PRADESH	AMBEDKAR NAGAR	041	MATHEMATICS	22	22	0	1	0	0	5	5	6	3	3	64.36
74002	LUCKNOW	UTTAR PRADESH	AMBEDKAR NAGAR	042	PHYSICS	26	26	0	1	0	0	0	5	12	8	1	70.50
74002	LUCKNOW	UTTAR PRADESH	AMBEDKAR NAGAR	043	CHEMISTRY	26	26	0	1	0	0	0	3	9	8	6	76.96
74002	LUCKNOW	UTTAR PRADESH	AMBEDKAR NAGAR	044	BIOLOGY	4	4	0	0	0	0	0	0	0	2	2	86.25
74002	LUCKNOW	UTTAR PRADESH	AMBEDKAR NAGAR	301	ENGLISH CORE	26	26	0	1	0	0	0	1	5	16	4	80.15
74002	LUCKNOW	UTTAR PRADESH	AMBEDKAR NAGAR	302	HINDI CORE	26	26	0	1	0	0	0	0	14	10	2	75.77
			AMBEDKAR NAGAR Average														75.67
74003	LUCKNOW	UTTAR PRADESH	SULTANPUR	027	HISTORY	40	40	0	0	0	0	0	0	6	20	14	85.28
74003	LUCKNOW	UTTAR PRADESH	SULTANPUR	029	GEOGRAPHY	40	40	0	0	0	0	0	0	3	20	17	86.78
74003	LUCKNOW	UTTAR PRADESH	SULTANPUR	030	ECONOMICS	40	40	0	0	0	0	0	1	11	17	11	80.18
74003	LUCKNOW	UTTAR PRADESH	SULTANPUR	041	MATHEMATICS	26	26	0	0	0	0	1	5	10	8	2	69.77
74003	LUCKNOW	UTTAR PRADESH	SULTANPUR	042	PHYSICS	38	38	0	0	0	0	0	1	10	17	10	81.16
74003	LUCKNOW	UTTAR PRADESH	SULTANPUR	043	CHEMISTRY	38	38	0	0	0	0	0	0	9	14	15	84.24
74003	LUCKNOW	UTTAR PRADESH	SULTANPUR	044	BIOLOGY	12	12	0	0	0	0	0	0	2	6	4	84.58
74003	LUCKNOW	UTTAR PRADESH	SULTANPUR	083	COMPUTER SCIENCE	15	15	0	0	0	0	0	0	2	4	9	86.93
74003	LUCKNOW	UTTAR PRADESH	SULTANPUR	301	ENGLISH CORE	78	78	0	0	0	0	0	1	20	39	18	81.23
74003	LUCKNOW	UTTAR PRADESH	SULTANPUR	302	HINDI CORE	63	63	0	0	0	0	0	0	9	32	22	84.46
			SULTANPUR Average														82.46
74004	LUCKNOW	UTTAR PRADESH	AURAIYA	030	ECONOMICS	36	36	0	0	0	0	4	5	15	12	0	66.50
74004	LUCKNOW	UTTAR PRADESH	AURAIYA	041	MATHEMATICS	31	30	1	0	0	0	3	6	7	11	3	68.58
74004	LUCKNOW	UTTAR PRADESH	AURAIYA	042	PHYSICS	45	45	0	0	0	0	1	6	18	15	5	74.38
74004	LUCKNOW	UTTAR PRADESH	AURAIYA	043	CHEMISTRY	45	45	0	0	0	0	0	2	7	21	15	83.11

SCH CODE	REGION	STATE	JNV	SUB CODE	SUBJ NAME	APPEARED	PASSED	FAILED	ABSENT	L33	e33l40	e40l50	e50l60	e60l75	e75l90	e90a	Subj. Avg
74004	LUCKNOW	UTTAR PRADESH	AURAIYA	044	BIOLOGY	14	14	0	0	0	0	0	0	4	7	3	82.07
74004	LUCKNOW	UTTAR PRADESH	AURAIYA	054	BUSINESS STUDIES	36	36	0	0	0	0	0	1	13	18	4	76.47
74004	LUCKNOW	UTTAR PRADESH	AURAIYA	055	ACCOUNTANCY	36	35	1	0	0	0	1	4	12	12	6	74.42
74004	LUCKNOW	UTTAR PRADESH	AURAIYA	301	ENGLISH CORE	81	81	0	0	0	0	1	3	40	33	4	74.33
74004	LUCKNOW	UTTAR PRADESH	AURAIYA	302	HINDI CORE	81	81	0	0	0	0	0	3	25	44	9	77.30
			AURAIYA Average														75.24
74005	LUCKNOW	UTTAR PRADESH	AZAMGARH	003	URDU ELECTIVE	13	13	0	0	0	0	0	0	3	9	1	79.46
74005	LUCKNOW	UTTAR PRADESH	AZAMGARH	030	ECONOMICS	29	29	0	1	0	0	0	2	11	10	6	76.21
74005	LUCKNOW	UTTAR PRADESH	AZAMGARH	041	MATHEMATICS	28	28	0	0	0	0	1	4	11	8	4	72.43
74005	LUCKNOW	UTTAR PRADESH	AZAMGARH	042	PHYSICS	35	35	0	0	0	0	0	4	11	10	10	78.66
74005	LUCKNOW	UTTAR PRADESH	AZAMGARH	043	CHEMISTRY	35	35	0	0	0	0	1	6	6	17	5	74.43
74005	LUCKNOW	UTTAR PRADESH	AZAMGARH	044	BIOLOGY	7	7	0	0	0	0	0	0	2	3	2	79.86
74005	LUCKNOW	UTTAR PRADESH	AZAMGARH	054	BUSINESS STUDIES	29	29	0	1	0	0	0	3	7	13	6	78.14
74005	LUCKNOW	UTTAR PRADESH	AZAMGARH	055	ACCOUNTANCY	29	28	1	1	0	0	7	4	8	3	6	66.24
74005	LUCKNOW	UTTAR PRADESH	AZAMGARH	301	ENGLISH CORE	64	64	0	1	0	0	2	4	9	37	12	79.58
74005	LUCKNOW	UTTAR PRADESH	AZAMGARH	302	HINDI CORE	64	64	0	1	0	0	0	4	20	27	13	78.92
			AZAMGARH Average														76.39
74006	LUCKNOW	UTTAR PRADESH	BAHRAICH	030	ECONOMICS	27	27	0	1	0	0	0	1	6	15	5	80.26
74006	LUCKNOW	UTTAR PRADESH	BAHRAICH	041	MATHEMATICS	36	35	1	0	0	0	1	4	4	10	16	81.17
74006	LUCKNOW	UTTAR PRADESH	BAHRAICH	042	PHYSICS	49	49	0	0	0	0	0	0	10	17	22	84.49
74006	LUCKNOW	UTTAR PRADESH	BAHRAICH	043	CHEMISTRY	49	49	0	0	0	0	0	2	10	18	19	82.76
74006	LUCKNOW	UTTAR PRADESH	BAHRAICH	044	BIOLOGY	23	23	0	0	0	0	0	0	3	7	13	87.87
74006	LUCKNOW	UTTAR PRADESH	BAHRAICH	045	BIOTECHNOLOGY	15	15	0	0	0	0	0	0	0	12	3	83.80
74006	LUCKNOW	UTTAR PRADESH	BAHRAICH	054	BUSINESS STUDIES	27	27	0	1	0	0	0	1	13	8	5	76.52
74006	LUCKNOW	UTTAR PRADESH	BAHRAICH	055	ACCOUNTANCY	27	23	4	1	0	0	4	6	8	1	4	61.89
74006	LUCKNOW	UTTAR PRADESH	BAHRAICH	283	COMPUTER SCIENCE	11	11	0	0	0	0	0	0	0	7	4	89.36
74006	LUCKNOW	UTTAR PRADESH	BAHRAICH	301	ENGLISH CORE	76	76	0	1	0	0	2	5	16	39	14	78.42
74006	LUCKNOW	UTTAR PRADESH	BAHRAICH	302	HINDI CORE	40	40	0	1	0	0	0	1	18	12	9	78.15
			BAHRAICH Average														80.43
74007	LUCKNOW	UTTAR PRADESH	BALLIA	030	ECONOMICS	21	21	0	0	0	0	3	7	8	2	1	62.48
74007	LUCKNOW	UTTAR PRADESH	BALLIA	041	MATHEMATICS	32	32	0	1	0	0	3	4	15	7	3	69.47
74007	LUCKNOW	UTTAR PRADESH	BALLIA	042	PHYSICS	42	42	0	1	0	0	0	0	10	21	11	81.69
74007	LUCKNOW	UTTAR PRADESH	BALLIA	043	CHEMISTRY	42	42	0	1	0	0	0	2	8	19	13	81.90
74007	LUCKNOW	UTTAR PRADESH	BALLIA	044	BIOLOGY	10	10	0	0	0	0	0	0	0	2	8	92.60
74007	LUCKNOW	UTTAR PRADESH	BALLIA	054	BUSINESS STUDIES	21	21	0	0	0	0	0	3	12	4	2	70.38
74007	LUCKNOW	UTTAR PRADESH	BALLIA	055	ACCOUNTANCY	21	17	4	0	0	0	5	6	3	1	2	56.81
74007	LUCKNOW	UTTAR PRADESH	BALLIA	301	ENGLISH CORE	63	63	0	1	0	0	0	2	25	32	4	76.29
74007	LUCKNOW	UTTAR PRADESH	BALLIA	302	HINDI CORE	63	63	0	1	0	0	0	4	22	24	13	77.65
			BALLIA Average														74.36
74008	LUCKNOW	UTTAR PRADESH	BALRAMPUR	002	HINDI ELECTIVE	40	40	0	0	0	0	0	1	7	29	3	79.88
74008	LUCKNOW	UTTAR PRADESH	BALRAMPUR	027	HISTORY	40	40	0	0	0	0	1	1	6	26	6	80.43
74008	LUCKNOW	UTTAR PRADESH	BALRAMPUR	029	GEOGRAPHY	40	40	0	0	0	0	0	0	6	27	7	82.80
74008	LUCKNOW	UTTAR PRADESH	BALRAMPUR	030	ECONOMICS	40	40	0	0	0	0	1	2	15	20	2	75.28
74008	LUCKNOW	UTTAR PRADESH	BALRAMPUR	041	MATHEMATICS	19	19	0	0	0	0	2	2	5	6	4	73.21
74008	LUCKNOW	UTTAR PRADESH	BALRAMPUR	042	PHYSICS	33	33	0	0	0	0	0	4	13	10	6	73.12
74008	LUCKNOW	UTTAR PRADESH	BALRAMPUR	043	CHEMISTRY	33	33	0	0	0	0	0	2	14	7	9	77.09
74008	LUCKNOW	UTTAR PRADESH	BALRAMPUR	044	BIOLOGY	14	12	2	0	0	0	0	2	2	4	4	72.36
74008	LUCKNOW	UTTAR PRADESH	BALRAMPUR	301	ENGLISH CORE	73	73	0	0	0	0	2	13	26	29	3	71.51
74008	LUCKNOW	UTTAR PRADESH	BALRAMPUR	302	HINDI CORE	33	33	0	0	0	0	1	1	13	9	9	76.36
			BALRAMPUR Average														76.20
74009	LUCKNOW	UTTAR PRADESH	BANDA	041	MATHEMATICS	22	22	0	0	0	0	0	1	8	4	9	81.50

SCH CODE	REGION	STATE	JNV	SUB CODE	SUBJ NAME	APPEARED	PASSED	FAILED	ABSENT	L33	e33l40	e40l50	e50l60	e60l75	e75l90	e90a	Subj. Avg
74009	LUCKNOW	UTTAR PRADESH	BANDA	042	PHYSICS	40	40	0	0	0	0	0	0	3	19	18	86.90
74009	LUCKNOW	UTTAR PRADESH	BANDA	043	CHEMISTRY	40	40	0	0	0	0	0	2	9	18	11	80.75
74009	LUCKNOW	UTTAR PRADESH	BANDA	044	BIOLOGY	18	18	0	0	0	0	0	0	2	3	13	89.61
74009	LUCKNOW	UTTAR PRADESH	BANDA	301	ENGLISH CORE	40	40	0	0	0	0	0	1	4	27	8	83.00
74009	LUCKNOW	UTTAR PRADESH	BANDA	302	HINDI CORE	40	40	0	0	0	0	0	0	4	16	20	85.75
			BANDA Average														84.59
74010	LUCKNOW	UTTAR PRADESH	BARABANKI	030	ECONOMICS	39	39	0	0	0	0	0	0	16	18	5	78.36
74010	LUCKNOW	UTTAR PRADESH	BARABANKI	041	MATHEMATICS	41	41	0	0	0	0	1	4	12	14	10	78.32
74010	LUCKNOW	UTTAR PRADESH	BARABANKI	042	PHYSICS	42	42	0	0	0	0	0	2	10	21	9	80.31
74010	LUCKNOW	UTTAR PRADESH	BARABANKI	043	CHEMISTRY	42	42	0	0	0	0	0	6	17	12	7	73.71
74010	LUCKNOW	UTTAR PRADESH	BARABANKI	044	BIOLOGY	9	9	0	0	0	0	0	0	3	4	2	80.44
74010	LUCKNOW	UTTAR PRADESH	BARABANKI	054	BUSINESS STUDIES	39	39	0	0	0	0	0	0	14	20	5	78.92
74010	LUCKNOW	UTTAR PRADESH	BARABANKI	055	ACCOUNTANCY	39	39	0	0	0	0	4	4	17	8	6	71.49
74010	LUCKNOW	UTTAR PRADESH	BARABANKI	283	COMPUTER SCIENCE	26	26	0	0	0	0	0	0	3	11	12	86.58
74010	LUCKNOW	UTTAR PRADESH	BARABANKI	301	ENGLISH CORE	81	81	0	0	0	0	1	4	22	40	14	78.95
74010	LUCKNOW	UTTAR PRADESH	BARABANKI	302	HINDI CORE	47	47	0	0	0	0	0	0	20	22	5	77.34
			BARABANKI Average														78.44
74011	LUCKNOW	UTTAR PRADESH	BASTI	030	ECONOMICS	16	16	0	0	0	0	0	4	8	4	0	68.56
74011	LUCKNOW	UTTAR PRADESH	BASTI	041	MATHEMATICS	17	17	0	0	0	0	0	1	10	3	3	73.82
74011	LUCKNOW	UTTAR PRADESH	BASTI	042	PHYSICS	25	25	0	0	0	0	0	2	13	9	1	73.44
74011	LUCKNOW	UTTAR PRADESH	BASTI	043	CHEMISTRY	25	25	0	0	0	0	0	2	9	13	1	74.92
74011	LUCKNOW	UTTAR PRADESH	BASTI	044	BIOLOGY	12	12	0	0	0	0	0	0	4	5	3	79.50
74011	LUCKNOW	UTTAR PRADESH	BASTI	054	BUSINESS STUDIES	16	16	0	0	0	0	0	0	5	7	4	78.69
74011	LUCKNOW	UTTAR PRADESH	BASTI	055	ACCOUNTANCY	16	15	1	0	0	0	0	2	8	1	4	69.94
74011	LUCKNOW	UTTAR PRADESH	BASTI	283	COMPUTER SCIENCE	7	7	0	0	0	0	0	0	0	4	3	86.43
74011	LUCKNOW	UTTAR PRADESH	BASTI	301	ENGLISH CORE	41	41	0	0	0	0	0	0	5	24	12	84.68
74011	LUCKNOW	UTTAR PRADESH	BASTI	302	HINDI CORE	30	30	0	0	0	0	0	0	10	19	1	76.30
			BASTI Average														76.63
74012	LUCKNOW	UTTAR PRADESH	CHANDAULI	041	MATHEMATICS	26	26	0	0	0	0	0	4	8	10	4	74.81
74012	LUCKNOW	UTTAR PRADESH	CHANDAULI	042	PHYSICS	32	32	0	0	0	0	2	3	8	17	2	75.00
74012	LUCKNOW	UTTAR PRADESH	CHANDAULI	043	CHEMISTRY	32	32	0	0	0	0	1	4	6	10	11	79.28
74012	LUCKNOW	UTTAR PRADESH	CHANDAULI	044	BIOLOGY	6	6	0	0	0	0	0	0	1	1	4	88.67
74012	LUCKNOW	UTTAR PRADESH	CHANDAULI	301	ENGLISH CORE	32	32	0	0	0	0	0	0	4	21	7	83.72
74012	LUCKNOW	UTTAR PRADESH	CHANDAULI	302	HINDI CORE	32	32	0	0	0	0	0	1	8	18	5	80.34
			CHANDAULI Average														80.30
74013	LUCKNOW	UTTAR PRADESH	CHITRAKOOT	041	MATHEMATICS	20	19	1	0	0	0	1	6	6	5	1	66.75
74013	LUCKNOW	UTTAR PRADESH	CHITRAKOOT	042	PHYSICS	32	32	0	0	0	0	0	4	9	14	5	77.00
74013	LUCKNOW	UTTAR PRADESH	CHITRAKOOT	043	CHEMISTRY	32	30	2	0	0	0	0	4	14	9	3	71.34
74013	LUCKNOW	UTTAR PRADESH	CHITRAKOOT	044	BIOLOGY	12	12	0	0	0	0	0	2	2	2	6	79.25
74013	LUCKNOW	UTTAR PRADESH	CHITRAKOOT	301	ENGLISH CORE	32	32	0	0	0	0	0	0	5	17	10	84.31
74013	LUCKNOW	UTTAR PRADESH	CHITRAKOOT	302	HINDI CORE	32	32	0	0	0	0	0	2	8	16	6	78.53
			CHITRAKOOT Average														76.20
74015	LUCKNOW	UTTAR PRADESH	ETAWAH	030	ECONOMICS	21	21	0	0	0	0	0	0	5	12	4	81.71
74015	LUCKNOW	UTTAR PRADESH	ETAWAH	041	MATHEMATICS	21	21	0	0	0	0	0	3	12	4	2	69.19
74015	LUCKNOW	UTTAR PRADESH	ETAWAH	042	PHYSICS	30	30	0	0	0	0	0	0	12	12	6	79.40
74015	LUCKNOW	UTTAR PRADESH	ETAWAH	043	CHEMISTRY	30	30	0	0	0	0	0	0	4	17	9	85.27
74015	LUCKNOW	UTTAR PRADESH	ETAWAH	044	BIOLOGY	11	11	0	0	0	0	0	0	2	3	6	87.55
74015	LUCKNOW	UTTAR PRADESH	ETAWAH	054	BUSINESS STUDIES	21	21	0	0	0	0	0	0	6	14	1	79.52
74015	LUCKNOW	UTTAR PRADESH	ETAWAH	055	ACCOUNTANCY	21	21	0	0	0	0	0	6	10	5	0	67.76
74015	LUCKNOW	UTTAR PRADESH	ETAWAH	283	COMPUTER SCIENCE	19	19	0	0	0	0	0	0	3	10	6	84.47
74015	LUCKNOW	UTTAR PRADESH	ETAWAH	301	ENGLISH CORE	51	51	0	0	0	0	0	0	13	29	9	81.08

SCH CODE	REGION	STATE	JNV	SUB CODE	SUBJ NAME	APPEARED	PASSED	FAILED	ABSENT	L33	e33l40	e40l50	e50l60	e60l75	e75l90	e90a	Subj. Avg
74015	LUCKNOW	UTTAR PRADESH	ETAWAH	302	HINDI CORE	30	30	0	0	0	0	0	0	4	20	6	82.87
			ETAWAH Average														79.88
74016	LUCKNOW	UTTAR PRADESH	FAIZABAD	030	ECONOMICS	34	34	0	0	0	0	0	1	11	16	6	78.53
74016	LUCKNOW	UTTAR PRADESH	FAIZABAD	041	MATHEMATICS	30	30	0	0	0	0	1	1	16	8	4	74.33
74016	LUCKNOW	UTTAR PRADESH	FAIZABAD	042	PHYSICS	40	40	0	0	0	0	0	0	10	20	10	82.18
74016	LUCKNOW	UTTAR PRADESH	FAIZABAD	043	CHEMISTRY	40	40	0	0	0	0	0	1	4	21	14	84.93
74016	LUCKNOW	UTTAR PRADESH	FAIZABAD	044	BIOLOGY	10	10	0	0	0	0	0	0	0	1	9	91.40
74016	LUCKNOW	UTTAR PRADESH	FAIZABAD	054	BUSINESS STUDIES	34	34	0	0	0	0	0	0	14	14	6	78.18
74016	LUCKNOW	UTTAR PRADESH	FAIZABAD	055	ACCOUNTANCY	34	32	2	0	0	0	8	7	10	3	4	63.09
74016	LUCKNOW	UTTAR PRADESH	FAIZABAD	283	COMPUTER SCIENCE	18	18	0	0	0	0	0	0	1	11	6	85.17
74016	LUCKNOW	UTTAR PRADESH	FAIZABAD	301	ENGLISH CORE	74	74	0	0	0	1	0	4	23	37	9	76.38
74016	LUCKNOW	UTTAR PRADESH	FAIZABAD	302	HINDI CORE	56	56	0	0	0	0	0	0	13	26	17	82.21
			FAIZABAD Average														79.64
74017	LUCKNOW	UTTAR PRADESH	FARRUKHABAD	041	MATHEMATICS	31	29	2	0	0	0	5	4	11	8	1	65.26
74017	LUCKNOW	UTTAR PRADESH	FARRUKHABAD	042	PHYSICS	48	48	0	0	0	0	0	9	18	15	6	73.15
74017	LUCKNOW	UTTAR PRADESH	FARRUKHABAD	043	CHEMISTRY	48	48	0	0	0	0	0	8	19	17	3	71.67
74017	LUCKNOW	UTTAR PRADESH	FARRUKHABAD	044	BIOLOGY	17	17	0	0	0	0	0	0	10	4	3	73.88
74017	LUCKNOW	UTTAR PRADESH	FARRUKHABAD	301	ENGLISH CORE	48	48	0	0	0	0	0	3	10	22	13	80.46
74017	LUCKNOW	UTTAR PRADESH	FARRUKHABAD	302	HINDI CORE	48	48	0	0	0	0	1	4	18	22	3	74.29
			FARRUKHABAD Average														73.12
74018	LUCKNOW	UTTAR PRADESH	FATEHPUR	041	MATHEMATICS	31	31	0	0	0	0	3	1	14	4	9	74.26
74018	LUCKNOW	UTTAR PRADESH	FATEHPUR	042	PHYSICS	39	39	0	0	0	0	0	1	11	16	11	79.77
74018	LUCKNOW	UTTAR PRADESH	FATEHPUR	043	CHEMISTRY	39	39	0	0	0	0	0	2	14	14	9	78.90
74018	LUCKNOW	UTTAR PRADESH	FATEHPUR	044	BIOLOGY	8	8	0	0	0	0	0	2	3	2	1	72.38
74018	LUCKNOW	UTTAR PRADESH	FATEHPUR	083	COMPUTER SCIENCE	22	22	0	0	0	0	0	0	4	11	7	81.50
74018	LUCKNOW	UTTAR PRADESH	FATEHPUR	301	ENGLISH CORE	39	39	0	0	0	0	0	0	10	21	8	81.46
74018	LUCKNOW	UTTAR PRADESH	FATEHPUR	302	HINDI CORE	17	17	0	0	0	0	0	0	4	7	6	82.76
			FATEHPUR Average														78.72
74019	LUCKNOW	UTTAR PRADESH	GHAZIPUR	041	MATHEMATICS	26	25	1	0	0	0	3	1	6	7	8	75.12
74019	LUCKNOW	UTTAR PRADESH	GHAZIPUR	042	PHYSICS	37	37	0	0	0	0	0	1	10	16	10	81.11
74019	LUCKNOW	UTTAR PRADESH	GHAZIPUR	043	CHEMISTRY	37	36	1	0	0	0	1	4	11	13	7	75.00
74019	LUCKNOW	UTTAR PRADESH	GHAZIPUR	044	BIOLOGY	11	11	0	0	0	0	0	0	3	3	5	81.64
74019	LUCKNOW	UTTAR PRADESH	GHAZIPUR	301	ENGLISH CORE	37	37	0	0	0	0	0	1	1	13	22	88.86
74019	LUCKNOW	UTTAR PRADESH	GHAZIPUR	302	HINDI CORE	37	37	0	0	0	0	1	0	7	16	13	83.03
			GHAZIPUR Average														80.79
74020	LUCKNOW	UTTAR PRADESH	GONDA	002	HINDI ELECTIVE	36	36	0	0	0	0	0	0	3	27	6	84.14
74020	LUCKNOW	UTTAR PRADESH	GONDA	027	HISTORY	36	36	0	0	0	0	0	0	4	21	11	84.94
74020	LUCKNOW	UTTAR PRADESH	GONDA	029	GEOGRAPHY	36	36	0	0	0	0	0	0	0	27	9	85.83
74020	LUCKNOW	UTTAR PRADESH	GONDA	030	ECONOMICS	36	36	0	0	0	0	0	1	11	22	2	76.64
74020	LUCKNOW	UTTAR PRADESH	GONDA	041	MATHEMATICS	22	22	0	0	0	0	3	5	5	6	3	68.95
74020	LUCKNOW	UTTAR PRADESH	GONDA	042	PHYSICS	40	40	0	0	0	0	0	1	18	14	7	76.88
74020	LUCKNOW	UTTAR PRADESH	GONDA	043	CHEMISTRY	40	40	0	0	0	0	1	2	11	14	12	79.05
74020	LUCKNOW	UTTAR PRADESH	GONDA	044	BIOLOGY	18	18	0	0	0	0	0	0	3	3	12	87.61
74020	LUCKNOW	UTTAR PRADESH	GONDA	301	ENGLISH CORE	76	76	0	0	0	0	1	0	16	40	19	82.36
74020	LUCKNOW	UTTAR PRADESH	GONDA	302	HINDI CORE	40	40	0	0	0	0	0	0	10	18	12	82.38
			GONDA Average														80.88
74021	LUCKNOW	UTTAR PRADESH	GORAKHPUR	030	ECONOMICS	27	20	7	0	0	0	2	0	11	4	3	61.59
74021	LUCKNOW	UTTAR PRADESH	GORAKHPUR	041	MATHEMATICS	25	25	0	0	0	0	0	2	11	10	2	74.52
74021	LUCKNOW	UTTAR PRADESH	GORAKHPUR	042	PHYSICS	38	38	0	0	0	0	0	2	18	11	7	75.66
74021	LUCKNOW	UTTAR PRADESH	GORAKHPUR	043	CHEMISTRY	38	38	0	0	0	0	0	4	19	9	6	72.82
74021	LUCKNOW	UTTAR PRADESH	GORAKHPUR	044	BIOLOGY	13	13	0	0	0	0	0	0	0	3	10	91.08

SCH CODE	REGION	STATE	JNV	SUB CODE	SUBJ NAME	APPEARED	PASSED	FAILED	ABSENT	L33	e33l40	e40l50	e50l60	e60l75	e75l90	e90a	Subj. Avg
74021	LUCKNOW	UTTAR PRADESH	GORAKHPUR	054	BUSINESS STUDIES	27	26	1	0	0	0	1	1	14	6	4	69.96
74021	LUCKNOW	UTTAR PRADESH	GORAKHPUR	055	ACCOUNTANCY	27	25	2	0	0	0	2	13	4	2	3	61.81
74021	LUCKNOW	UTTAR PRADESH	GORAKHPUR	283	COMPUTER SCIENCE	14	14	0	0	0	0	0	0	2	7	5	84.64
74021	LUCKNOW	UTTAR PRADESH	GORAKHPUR	301	ENGLISH CORE	65	64	1	0	0	0	1	0	23	38	2	75.00
74021	LUCKNOW	UTTAR PRADESH	GORAKHPUR	302	HINDI CORE	51	50	1	0	0	0	1	1	22	19	7	75.00
			GORAKHPUR Average														74.21
74022	LUCKNOW	UTTAR PRADESH	HAMIRPUR	041	MATHEMATICS	25	24	1	1	0	0	0	4	8	8	4	72.56
74022	LUCKNOW	UTTAR PRADESH	HAMIRPUR	042	PHYSICS	35	35	0	1	0	0	0	0	13	13	9	79.23
74022	LUCKNOW	UTTAR PRADESH	HAMIRPUR	043	CHEMISTRY	35	35	0	1	0	0	0	2	9	13	11	81.69
74022	LUCKNOW	UTTAR PRADESH	HAMIRPUR	044	BIOLOGY	10	10	0	0	0	0	0	0	4	6	0	74.90
74022	LUCKNOW	UTTAR PRADESH	HAMIRPUR	301	ENGLISH CORE	35	35	0	1	0	0	0	0	6	19	10	83.66
74022	LUCKNOW	UTTAR PRADESH	HAMIRPUR	302	HINDI CORE	35	35	0	1	0	0	0	0	8	22	5	80.86
			HAMIRPUR Average														78.82
74023	LUCKNOW	UTTAR PRADESH	HARDOI	030	ECONOMICS	32	32	0	0	0	0	0	0	9	20	3	80.16
74023	LUCKNOW	UTTAR PRADESH	HARDOI	041	MATHEMATICS	25	25	0	0	0	0	2	1	10	3	9	76.24
74023	LUCKNOW	UTTAR PRADESH	HARDOI	042	PHYSICS	43	43	0	0	0	0	0	0	10	20	13	81.84
74023	LUCKNOW	UTTAR PRADESH	HARDOI	043	CHEMISTRY	43	43	0	0	0	0	0	9	17	8	9	72.88
74023	LUCKNOW	UTTAR PRADESH	HARDOI	044	BIOLOGY	18	18	0	0	0	0	0	0	3	5	10	86.61
74023	LUCKNOW	UTTAR PRADESH	HARDOI	054	BUSINESS STUDIES	32	32	0	0	0	0	0	0	7	24	1	78.69
74023	LUCKNOW	UTTAR PRADESH	HARDOI	055	ACCOUNTANCY	32	30	2	0	0	0	7	6	13	3	1	60.34
74023	LUCKNOW	UTTAR PRADESH	HARDOI	283	COMPUTER SCIENCE	28	28	0	0	0	0	0	0	5	16	7	83.71
74023	LUCKNOW	UTTAR PRADESH	HARDOI	301	ENGLISH CORE	75	75	0	0	0	0	0	2	20	48	5	77.55
74023	LUCKNOW	UTTAR PRADESH	HARDOI	302	HINDI CORE	47	47	0	0	0	0	0	0	16	28	3	77.43
			HARDOI Average														77.55
74024	LUCKNOW	UTTAR PRADESH	JALAUN	030	ECONOMICS	12	12	0	0	0	0	0	0	3	7	2	80.92
74024	LUCKNOW	UTTAR PRADESH	JALAUN	041	MATHEMATICS	25	25	0	1	0	0	2	0	11	6	6	75.32
74024	LUCKNOW	UTTAR PRADESH	JALAUN	042	PHYSICS	27	27	0	1	0	0	0	0	11	12	4	78.81
74024	LUCKNOW	UTTAR PRADESH	JALAUN	043	CHEMISTRY	27	27	0	1	0	0	0	1	11	5	10	80.67
74024	LUCKNOW	UTTAR PRADESH	JALAUN	044	BIOLOGY	2	2	0	0	0	0	0	0	0	1	1	87.50
74024	LUCKNOW	UTTAR PRADESH	JALAUN	054	BUSINESS STUDIES	12	12	0	0	0	0	0	0	3	7	2	79.92
74024	LUCKNOW	UTTAR PRADESH	JALAUN	055	ACCOUNTANCY	12	11	1	0	0	0	4	2	2	2	1	60.58
74024	LUCKNOW	UTTAR PRADESH	JALAUN	301	ENGLISH CORE	39	39	0	1	0	0	0	0	7	22	10	82.15
74024	LUCKNOW	UTTAR PRADESH	JALAUN	302	HINDI CORE	39	39	0	1	0	0	0	0	11	17	11	81.08
			JALAUN Average														78.55
74025	LUCKNOW	UTTAR PRADESH	JAUNPUR	041	MATHEMATICS	30	30	0	0	0	1	5	6	9	7	2	66.13
74025	LUCKNOW	UTTAR PRADESH	JAUNPUR	042	PHYSICS	48	48	0	0	0	0	0	2	12	19	15	82.06
74025	LUCKNOW	UTTAR PRADESH	JAUNPUR	043	CHEMISTRY	48	48	0	0	0	0	0	7	13	16	12	78.50
74025	LUCKNOW	UTTAR PRADESH	JAUNPUR	044	BIOLOGY	18	18	0	0	0	0	0	0	4	3	11	87.33
74025	LUCKNOW	UTTAR PRADESH	JAUNPUR	049	PAINTING	48	48	0	0	0	0	0	0	0	8	40	94.04
74025	LUCKNOW	UTTAR PRADESH	JAUNPUR	283	COMPUTER SCIENCE	18	18	0	0	0	0	0	0	0	7	11	89.94
74025	LUCKNOW	UTTAR PRADESH	JAUNPUR	301	ENGLISH CORE	48	48	0	0	0	0	0	2	10	32	4	78.77
74025	LUCKNOW	UTTAR PRADESH	JAUNPUR	302	HINDI CORE	30	30	0	0	0	0	0	0	3	17	10	86.00
			JAUNPUR Average														82.85
74026	LUCKNOW	UTTAR PRADESH	JHANSI	030	ECONOMICS	33	33	0	0	0	0	0	5	11	11	6	74.55
74026	LUCKNOW	UTTAR PRADESH	JHANSI	041	MATHEMATICS	35	34	1	0	0	0	2	3	10	10	9	75.69
74026	LUCKNOW	UTTAR PRADESH	JHANSI	042	PHYSICS	42	42	0	0	0	0	0	1	9	16	16	82.81
74026	LUCKNOW	UTTAR PRADESH	JHANSI	043	CHEMISTRY	42	41	1	0	0	0	0	1	10	16	14	81.76
74026	LUCKNOW	UTTAR PRADESH	JHANSI	044	BIOLOGY	10	10	0	0	0	0	0	0	0	3	7	90.50
74026	LUCKNOW	UTTAR PRADESH	JHANSI	054	BUSINESS STUDIES	33	33	0	0	0	0	0	1	8	16	8	79.85
74026	LUCKNOW	UTTAR PRADESH	JHANSI	055	ACCOUNTANCY	33	33	0	0	0	0	2	7	9	10	5	72.79
74026	LUCKNOW	UTTAR PRADESH	JHANSI	283	COMPUTER SCIENCE	25	25	0	0	0	0	0	0	1	12	12	87.60

SCH CODE	REGION	STATE	JNV	SUB CODE	SUBJ NAME	APPEARED	PASSED	FAILED	ABSENT	L33	e33l40	e40l50	e50l60	e60l75	e75l90	e90a	Subj. Avg
74026	LUCKNOW	UTTAR PRADESH	JHANSI	301	ENGLISH CORE	75	75	0	0	0	0	0	2	15	36	22	82.61
74026	LUCKNOW	UTTAR PRADESH	JHANSI	302	HINDI CORE	47	47	0	0	0	0	0	2	12	19	14	80.51
			JHANSI Average														80.87
74027	LUCKNOW	UTTAR PRADESH	KANNAUJ	041	MATHEMATICS	23	22	1	0	0	0	3	8	4	2	5	66.09
74027	LUCKNOW	UTTAR PRADESH	KANNAUJ	042	PHYSICS	31	31	0	0	0	0	0	6	14	6	5	72.55
74027	LUCKNOW	UTTAR PRADESH	KANNAUJ	043	CHEMISTRY	31	31	0	0	0	0	0	10	8	7	6	71.71
74027	LUCKNOW	UTTAR PRADESH	KANNAUJ	044	BIOLOGY	8	8	0	0	0	0	0	0	5	0	3	75.88
74027	LUCKNOW	UTTAR PRADESH	KANNAUJ	301	ENGLISH CORE	31	31	0	0	0	0	0	1	6	19	5	80.55
74027	LUCKNOW	UTTAR PRADESH	KANNAUJ	302	HINDI CORE	31	31	0	0	0	0	0	3	11	12	5	74.97
			KANNAUJ Average														73.63
74028	LUCKNOW	UTTAR PRADESH	KANPUR-NAGAR	030	ECONOMICS	37	37	0	0	0	0	1	1	12	16	7	79.00
74028	LUCKNOW	UTTAR PRADESH	KANPUR-NAGAR	041	MATHEMATICS	28	28	0	0	0	0	2	2	9	11	4	73.14
74028	LUCKNOW	UTTAR PRADESH	KANPUR-NAGAR	042	PHYSICS	33	33	0	0	0	0	0	0	13	12	8	79.30
74028	LUCKNOW	UTTAR PRADESH	KANPUR-NAGAR	043	CHEMISTRY	33	33	0	0	0	0	0	0	2	13	18	88.79
74028	LUCKNOW	UTTAR PRADESH	KANPUR-NAGAR	044	BIOLOGY	6	6	0	0	0	0	0	0	1	1	4	87.50
74028	LUCKNOW	UTTAR PRADESH	KANPUR-NAGAR	054	BUSINESS STUDIES	37	37	0	0	0	0	2	1	8	19	7	79.81
74028	LUCKNOW	UTTAR PRADESH	KANPUR-NAGAR	055	ACCOUNTANCY	37	35	2	0	0	0	2	7	12	8	6	69.65
74028	LUCKNOW	UTTAR PRADESH	KANPUR-NAGAR	301	ENGLISH CORE	70	70	0	0	0	0	2	1	18	37	12	79.96
74028	LUCKNOW	UTTAR PRADESH	KANPUR-NAGAR	302	HINDI CORE	69	69	0	0	0	0	1	1	12	37	18	81.90
			KANPUR-NAGAR Average														79.89
74029	LUCKNOW	UTTAR PRADESH	KANPUR DEHAT	030	ECONOMICS	31	31	0	0	0	0	0	0	6	7	18	86.03
74029	LUCKNOW	UTTAR PRADESH	KANPUR DEHAT	041	MATHEMATICS	32	32	0	1	0	0	0	4	8	12	8	79.38
74029	LUCKNOW	UTTAR PRADESH	KANPUR DEHAT	042	PHYSICS	39	39	0	1	0	0	0	1	9	20	9	80.56
74029	LUCKNOW	UTTAR PRADESH	KANPUR DEHAT	043	CHEMISTRY	39	39	0	1	0	0	0	0	5	19	15	85.28
74029	LUCKNOW	UTTAR PRADESH	KANPUR DEHAT	044	BIOLOGY	7	7	0	0	0	0	0	0	1	3	3	84.43
74029	LUCKNOW	UTTAR PRADESH	KANPUR DEHAT	048	PHYSICAL EDUCATION	13	13	0	0	0	0	0	1	2	9	1	81.38
74029	LUCKNOW	UTTAR PRADESH	KANPUR DEHAT	054	BUSINESS STUDIES	31	31	0	0	0	0	0	0	4	16	11	83.94
74029	LUCKNOW	UTTAR PRADESH	KANPUR DEHAT	055	ACCOUNTANCY	31	31	0	0	0	1	3	5	5	13	4	72.52
74029	LUCKNOW	UTTAR PRADESH	KANPUR DEHAT	283	COMPUTER SCIENCE	11	11	0	0	0	0	0	0	0	4	7	89.18
74029	LUCKNOW	UTTAR PRADESH	KANPUR DEHAT	301	ENGLISH CORE	70	70	0	1	0	0	0	0	20	42	8	79.03
74029	LUCKNOW	UTTAR PRADESH	KANPUR DEHAT	302	HINDI CORE	59	59	0	1	0	0	0	0	11	30	18	82.76
			KANPUR DEHAT Average														82.23
74030	LUCKNOW	UTTAR PRADESH	KAUSHAMBI	030	ECONOMICS	16	16	0	0	0	0	1	1	8	5	1	70.25
74030	LUCKNOW	UTTAR PRADESH	KAUSHAMBI	041	MATHEMATICS	18	18	0	0	0	0	1	0	9	3	5	76.00
74030	LUCKNOW	UTTAR PRADESH	KAUSHAMBI	042	PHYSICS	30	30	0	0	0	0	0	0	12	11	7	80.07
74030	LUCKNOW	UTTAR PRADESH	KAUSHAMBI	043	CHEMISTRY	30	30	0	0	0	0	0	2	14	4	10	78.23
74030	LUCKNOW	UTTAR PRADESH	KAUSHAMBI	044	BIOLOGY	12	12	0	0	0	0	0	0	2	5	5	85.08
74030	LUCKNOW	UTTAR PRADESH	KAUSHAMBI	054	BUSINESS STUDIES	16	16	0	0	0	0	0	2	7	6	1	73.94
74030	LUCKNOW	UTTAR PRADESH	KAUSHAMBI	055	ACCOUNTANCY	16	11	5	0	0	0	3	2	4	2	0	55.50
74030	LUCKNOW	UTTAR PRADESH	KAUSHAMBI	301	ENGLISH CORE	46	46	0	0	0	0	0	1	11	25	9	81.59
74030	LUCKNOW	UTTAR PRADESH	KAUSHAMBI	302	HINDI CORE	46	46	0	0	0	0	0	2	14	19	11	79.61
			KAUSHAMBI Average														75.59
74031	LUCKNOW	UTTAR PRADESH	KUSHINAGAR	041	MATHEMATICS	23	23	0	0	0	0	2	6	6	4	5	71.35
74031	LUCKNOW	UTTAR PRADESH	KUSHINAGAR	042	PHYSICS	32	32	0	0	0	0	0	0	5	15	12	83.22
74031	LUCKNOW	UTTAR PRADESH	KUSHINAGAR	043	CHEMISTRY	32	32	0	0	0	0	0	1	9	15	7	79.78
74031	LUCKNOW	UTTAR PRADESH	KUSHINAGAR	044	BIOLOGY	9	9	0	0	0	0	0	0	0	2	7	90.89
74031	LUCKNOW	UTTAR PRADESH	KUSHINAGAR	301	ENGLISH CORE	32	32	0	0	0	0	0	0	0	21	11	86.50
74031	LUCKNOW	UTTAR PRADESH	KUSHINAGAR	302	HINDI CORE	32	32	0	0	0	0	0	0	7	15	10	83.84
			KUSHINAGAR Average														82.60
74032	LUCKNOW	UTTAR PRADESH	LAKHIMPUR KHIR	041	MATHEMATICS	36	36	0	0	0	0	0	5	17	9	5	73.17
74032	LUCKNOW	UTTAR PRADESH	LAKHIMPUR KHIR	042	PHYSICS	43	43	0	0	0	0	0	0	3	25	15	84.91

SCH CODE	REGION	STATE	JNV	SUB CODE	SUBJ NAME	APPEARED	PASSED	FAILED	ABSENT	L33	e33l40	e40l50	e50l60	e60l75	e75l90	e90a	Subj. Avg
74032	LUCKNOW	UTTAR PRADESH	LAKHIMPUR KHIR	043	CHEMISTRY	43	43	0	0	0	0	0	6	20	13	4	72.77
74032	LUCKNOW	UTTAR PRADESH	LAKHIMPUR KHIR	044	BIOLOGY	7	7	0	0	0	0	0	0	2	4	1	80.57
74032	LUCKNOW	UTTAR PRADESH	LAKHIMPUR KHIR	283	COMPUTER SCIENCE	17	17	0	0	0	0	0	0	0	11	6	85.29
74032	LUCKNOW	UTTAR PRADESH	LAKHIMPUR KHIR	301	ENGLISH CORE	43	43	0	0	0	0	0	0	2	25	16	86.72
74032	LUCKNOW	UTTAR PRADESH	LAKHIMPUR KHIR	302	HINDI CORE	26	26	0	0	0	0	0	0	3	18	5	81.42
			LAKHIMPUR KHIR Average														80.69
74033	LUCKNOW	UTTAR PRADESH	LALITPUR	027	HISTORY	45	45	0	1	0	0	0	0	9	20	16	84.18
74033	LUCKNOW	UTTAR PRADESH	LALITPUR	029	GEOGRAPHY	45	45	0	1	0	0	0	0	8	23	14	83.27
74033	LUCKNOW	UTTAR PRADESH	LALITPUR	030	ECONOMICS	45	45	0	1	0	0	1	6	17	18	3	72.27
74033	LUCKNOW	UTTAR PRADESH	LALITPUR	041	MATHEMATICS	21	21	0	0	0	0	0	2	9	6	4	75.57
74033	LUCKNOW	UTTAR PRADESH	LALITPUR	042	PHYSICS	33	33	0	0	0	0	0	0	6	20	7	82.42
74033	LUCKNOW	UTTAR PRADESH	LALITPUR	043	CHEMISTRY	33	33	0	0	0	0	0	0	11	15	7	80.73
74033	LUCKNOW	UTTAR PRADESH	LALITPUR	044	BIOLOGY	12	12	0	0	0	0	0	0	0	11	1	84.17
74033	LUCKNOW	UTTAR PRADESH	LALITPUR	301	ENGLISH CORE	78	78	0	1	0	0	0	6	28	31	13	76.91
74033	LUCKNOW	UTTAR PRADESH	LALITPUR	302	HINDI CORE	78	78	0	1	0	0	0	0	15	48	15	81.31
			LALITPUR Average														80.09
74034	LUCKNOW	UTTAR PRADESH	LUCKNOW	041	MATHEMATICS	31	31	0	0	0	0	5	9	7	6	3	63.90
74034	LUCKNOW	UTTAR PRADESH	LUCKNOW	042	PHYSICS	42	42	0	0	0	0	0	2	18	16	6	77.26
74034	LUCKNOW	UTTAR PRADESH	LUCKNOW	043	CHEMISTRY	42	41	1	0	0	0	0	6	18	14	3	71.26
74034	LUCKNOW	UTTAR PRADESH	LUCKNOW	044	BIOLOGY	11	11	0	0	0	0	0	0	0	7	4	86.82
74034	LUCKNOW	UTTAR PRADESH	LUCKNOW	283	COMPUTER SCIENCE	15	15	0	0	0	0	0	0	5	5	5	81.20
74034	LUCKNOW	UTTAR PRADESH	LUCKNOW	301	ENGLISH CORE	42	42	0	0	0	0	0	0	7	22	13	83.93
74034	LUCKNOW	UTTAR PRADESH	LUCKNOW	302	HINDI CORE	27	27	0	0	0	0	0	0	8	17	2	77.70
			LUCKNOW Average														77.44
74035	LUCKNOW	UTTAR PRADESH	MAHARAJGANJ	030	ECONOMICS	20	20	0	0	0	0	0	0	9	9	2	76.80
74035	LUCKNOW	UTTAR PRADESH	MAHARAJGANJ	041	MATHEMATICS	26	26	0	0	0	0	1	3	8	9	5	76.96
74035	LUCKNOW	UTTAR PRADESH	MAHARAJGANJ	042	PHYSICS	45	45	0	0	0	0	0	0	4	26	15	84.58
74035	LUCKNOW	UTTAR PRADESH	MAHARAJGANJ	043	CHEMISTRY	45	45	0	0	0	0	0	0	13	18	14	83.22
74035	LUCKNOW	UTTAR PRADESH	MAHARAJGANJ	044	BIOLOGY	19	19	0	0	0	0	0	0	0	7	12	91.21
74035	LUCKNOW	UTTAR PRADESH	MAHARAJGANJ	054	BUSINESS STUDIES	20	20	0	0	0	0	0	0	10	8	2	75.55
74035	LUCKNOW	UTTAR PRADESH	MAHARAJGANJ	055	ACCOUNTANCY	20	18	2	0	0	0	1	5	8	4	0	62.35
74035	LUCKNOW	UTTAR PRADESH	MAHARAJGANJ	283	COMPUTER SCIENCE	5	5	0	0	0	0	0	0	0	2	3	90.60
74035	LUCKNOW	UTTAR PRADESH	MAHARAJGANJ	301	ENGLISH CORE	65	65	0	0	0	0	0	2	9	35	19	82.77
74035	LUCKNOW	UTTAR PRADESH	MAHARAJGANJ	302	HINDI CORE	60	60	0	0	0	0	0	0	11	33	16	82.50
			MAHARAJGANJ Average														80.65
74036	LUCKNOW	UTTAR PRADESH	MAHOBA	030	ECONOMICS	26	26	0	0	0	0	0	0	0	8	18	90.19
74036	LUCKNOW	UTTAR PRADESH	MAHOBA	041	MATHEMATICS	25	25	0	0	0	0	0	4	12	5	4	74.28
74036	LUCKNOW	UTTAR PRADESH	MAHOBA	042	PHYSICS	36	36	0	0	0	0	0	1	5	21	9	81.72
74036	LUCKNOW	UTTAR PRADESH	MAHOBA	043	CHEMISTRY	36	36	0	0	0	0	0	0	3	10	23	89.14
74036	LUCKNOW	UTTAR PRADESH	MAHOBA	044	BIOLOGY	14	14	0	0	0	0	0	0	0	1	13	94.07
74036	LUCKNOW	UTTAR PRADESH	MAHOBA	054	BUSINESS STUDIES	26	26	0	0	0	0	0	0	4	15	7	83.15
74036	LUCKNOW	UTTAR PRADESH	MAHOBA	055	ACCOUNTANCY	26	26	0	0	0	0	0	6	11	7	2	70.54
74036	LUCKNOW	UTTAR PRADESH	MAHOBA	283	COMPUTER SCIENCE	19	19	0	0	0	0	0	0	1	12	6	85.16
74036	LUCKNOW	UTTAR PRADESH	MAHOBA	301	ENGLISH CORE	62	62	0	0	0	0	0	2	27	30	3	75.55
74036	LUCKNOW	UTTAR PRADESH	MAHOBA	302	HINDI CORE	40	40	0	0	0	0	0	0	4	25	11	84.85
			MAHOBA Average														82.87
74037	LUCKNOW	UTTAR PRADESH	MAU	027	HISTORY	40	40	0	0	0	0	0	0	5	24	11	84.78
74037	LUCKNOW	UTTAR PRADESH	MAU	029	GEOGRAPHY	40	40	0	0	0	0	0	0	1	25	14	85.45
74037	LUCKNOW	UTTAR PRADESH	MAU	030	ECONOMICS	40	40	0	0	0	0	0	1	11	20	8	79.00
74037	LUCKNOW	UTTAR PRADESH	MAU	041	MATHEMATICS	26	26	0	0	0	0	0	4	8	9	5	76.96
74037	LUCKNOW	UTTAR PRADESH	MAU	042	PHYSICS	34	34	0	0	0	0	0	1	12	15	6	79.79

SCH CODE	REGION	STATE	JNV	SUB CODE	SUBJ NAME	APPEARED	PASSED	FAILED	ABSENT	L33	e33l40	e40l50	e50l60	e60l75	e75l90	e90a	Subj. Avg
74037	LUCKNOW	UTTAR PRADESH	MAU	043	CHEMISTRY	34	34	0	0	0	0	0	2	9	14	9	80.79
74037	LUCKNOW	UTTAR PRADESH	MAU	044	BIOLOGY	8	8	0	0	0	0	0	0	1	2	5	88.50
74037	LUCKNOW	UTTAR PRADESH	MAU	301	ENGLISH CORE	74	74	0	0	0	0	0	4	25	38	7	77.72
74037	LUCKNOW	UTTAR PRADESH	MAU	302	HINDI CORE	74	74	0	0	0	0	0	0	11	44	19	82.86
			MAU Average														81.76
74038	LUCKNOW	UTTAR PRADESH	MIRZAPUR	027	HISTORY	44	44	0	0	0	0	0	1	11	23	9	79.55
74038	LUCKNOW	UTTAR PRADESH	MIRZAPUR	029	GEOGRAPHY	44	44	0	0	0	0	0	0	7	29	8	80.82
74038	LUCKNOW	UTTAR PRADESH	MIRZAPUR	030	ECONOMICS	44	44	0	0	0	0	1	5	25	13	0	70.25
74038	LUCKNOW	UTTAR PRADESH	MIRZAPUR	041	MATHEMATICS	34	34	0	0	0	0	0	2	10	14	8	78.18
74038	LUCKNOW	UTTAR PRADESH	MIRZAPUR	042	PHYSICS	43	43	0	0	0	0	0	0	7	23	13	82.42
74038	LUCKNOW	UTTAR PRADESH	MIRZAPUR	043	CHEMISTRY	43	43	0	0	0	0	0	2	12	21	8	79.42
74038	LUCKNOW	UTTAR PRADESH	MIRZAPUR	044	BIOLOGY	9	9	0	0	0	0	0	0	0	4	5	90.00
74038	LUCKNOW	UTTAR PRADESH	MIRZAPUR	083	COMPUTER SCIENCE	9	9	0	0	0	0	0	0	0	6	3	86.56
74038	LUCKNOW	UTTAR PRADESH	MIRZAPUR	301	ENGLISH CORE	87	87	0	0	0	0	0	7	14	46	20	80.32
74038	LUCKNOW	UTTAR PRADESH	MIRZAPUR	302	HINDI CORE	78	78	0	0	0	0	0	0	13	50	15	81.01
			MIRZAPUR Average														80.85
74039	LUCKNOW	UTTAR PRADESH	PRATAPGARH	030	ECONOMICS	25	25	0	0	0	0	1	4	7	8	5	73.96
74039	LUCKNOW	UTTAR PRADESH	PRATAPGARH	041	MATHEMATICS	21	19	2	0	0	0	3	0	11	4	1	64.81
74039	LUCKNOW	UTTAR PRADESH	PRATAPGARH	042	PHYSICS	31	31	0	1	0	0	0	1	10	10	10	80.48
74039	LUCKNOW	UTTAR PRADESH	PRATAPGARH	043	CHEMISTRY	31	31	0	1	0	0	1	0	7	16	7	80.23
74039	LUCKNOW	UTTAR PRADESH	PRATAPGARH	044	BIOLOGY	10	10	0	1	0	0	0	0	3	1	6	83.30
74039	LUCKNOW	UTTAR PRADESH	PRATAPGARH	054	BUSINESS STUDIES	25	24	1	0	0	0	0	1	9	9	5	77.12
74039	LUCKNOW	UTTAR PRADESH	PRATAPGARH	055	ACCOUNTANCY	25	24	1	0	0	0	2	7	6	5	4	68.44
74039	LUCKNOW	UTTAR PRADESH	PRATAPGARH	301	ENGLISH CORE	56	55	1	1	0	0	0	2	10	35	8	79.66
74039	LUCKNOW	UTTAR PRADESH	PRATAPGARH	302	HINDI CORE	56	55	1	1	0	0	0	2	12	28	13	80.00
			PRATAPGARH Average														76.44
74040	LUCKNOW	UTTAR PRADESH	RAEBARELI	030	ECONOMICS	23	23	0	0	0	0	1	1	5	10	6	79.22
74040	LUCKNOW	UTTAR PRADESH	RAEBARELI	041	MATHEMATICS	26	25	1	0	0	0	0	7	9	5	4	69.31
74040	LUCKNOW	UTTAR PRADESH	RAEBARELI	042	PHYSICS	39	39	0	0	0	0	0	5	12	15	7	76.72
74040	LUCKNOW	UTTAR PRADESH	RAEBARELI	043	CHEMISTRY	39	39	0	0	0	0	0	2	15	12	10	79.38
74040	LUCKNOW	UTTAR PRADESH	RAEBARELI	044	BIOLOGY	13	13	0	0	0	0	0	1	3	5	4	79.54
74040	LUCKNOW	UTTAR PRADESH	RAEBARELI	054	BUSINESS STUDIES	23	23	0	0	0	0	0	2	4	12	5	78.87
74040	LUCKNOW	UTTAR PRADESH	RAEBARELI	055	ACCOUNTANCY	23	22	1	0	0	0	2	4	8	2	6	68.96
74040	LUCKNOW	UTTAR PRADESH	RAEBARELI	283	COMPUTER SCIENCE	9	9	0	0	0	0	0	0	2	4	3	83.67
74040	LUCKNOW	UTTAR PRADESH	RAEBARELI	301	ENGLISH CORE	62	62	0	0	0	0	0	1	11	36	14	81.81
74040	LUCKNOW	UTTAR PRADESH	RAEBARELI	302	HINDI CORE	53	53	0	0	0	0	0	2	11	26	14	80.89
			RAEBARELI Average														77.84
74041	LUCKNOW	UTTAR PRADESH	SANT KABIR NAG	041	MATHEMATICS	22	22	0	0	0	0	0	1	10	9	2	74.27
74041	LUCKNOW	UTTAR PRADESH	SANT KABIR NAG	042	PHYSICS	34	34	0	0	0	0	0	2	17	12	3	73.88
74041	LUCKNOW	UTTAR PRADESH	SANT KABIR NAG	043	CHEMISTRY	34	34	0	0	0	0	0	5	14	7	8	74.41
74041	LUCKNOW	UTTAR PRADESH	SANT KABIR NAG	044	BIOLOGY	12	12	0	0	0	0	0	0	1	3	8	90.08
74041	LUCKNOW	UTTAR PRADESH	SANT KABIR NAG	301	ENGLISH CORE	34	34	0	0	0	0	0	0	6	21	7	82.74
74041	LUCKNOW	UTTAR PRADESH	SANT KABIR NAG	302	HINDI CORE	34	34	0	0	0	0	0	0	12	17	5	79.18
			SANT KABIR NAG Average														79.09
74042	LUCKNOW	UTTAR PRADESH	BHADOHI	030	ECONOMICS	28	28	0	0	0	0	0	3	10	11	4	75.82
74042	LUCKNOW	UTTAR PRADESH	BHADOHI	041	MATHEMATICS	19	19	0	0	0	0	0	0	4	5	10	85.47
74042	LUCKNOW	UTTAR PRADESH	BHADOHI	042	PHYSICS	34	34	0	0	0	0	0	2	8	14	10	80.82
74042	LUCKNOW	UTTAR PRADESH	BHADOHI	043	CHEMISTRY	34	34	0	0	0	0	0	3	8	11	11	79.21
74042	LUCKNOW	UTTAR PRADESH	BHADOHI	044	BIOLOGY	15	15	0	0	0	0	0	0	2	5	7	81.20
74042	LUCKNOW	UTTAR PRADESH	BHADOHI	054	BUSINESS STUDIES	28	28	0	0	0	0	0	1	10	12	5	78.04
74042	LUCKNOW	UTTAR PRADESH	BHADOHI	055	ACCOUNTANCY	28	27	1	0	0	0	1	9	8	8	1	66.68

SCH CODE	REGION	STATE	JNV	SUB CODE	SUBJ NAME	APPEARED	PASSED	FAILED	ABSENT	L33	e33l40	e40l50	e50l60	e60l75	e75l90	e90a	Subj. Avg
74042	LUCKNOW	UTTAR PRADESH	BHADOHI	301	ENGLISH CORE	62	62	0	0	0	0	1	3	10	22	26	83.40
74042	LUCKNOW	UTTAR PRADESH	BHADOHI	302	HINDI CORE	62	62	0	0	0	0	0	1	16	23	22	82.29
			BHADOHI Average														79.21
74043	LUCKNOW	UTTAR PRADESH	SHRAWASTI	041	MATHEMATICS	15	15	0	0	0	0	0	1	5	3	6	80.47
74043	LUCKNOW	UTTAR PRADESH	SHRAWASTI	042	PHYSICS	33	33	0	0	0	0	0	1	8	18	6	81.00
74043	LUCKNOW	UTTAR PRADESH	SHRAWASTI	043	CHEMISTRY	33	33	0	0	0	0	0	1	10	20	2	77.03
74043	LUCKNOW	UTTAR PRADESH	SHRAWASTI	044	BIOLOGY	18	17	1	0	0	0	0	1	0	6	10	85.56
74043	LUCKNOW	UTTAR PRADESH	SHRAWASTI	301	ENGLISH CORE	33	33	0	0	0	0	0	0	1	21	11	86.06
74043	LUCKNOW	UTTAR PRADESH	SHRAWASTI	302	HINDI CORE	33	33	0	0	0	0	0	0	5	20	8	83.61
			SHRAWASTI Average														82.29
74044	LUCKNOW	UTTAR PRADESH	SIDDHARTH NAGA	030	ECONOMICS	38	38	0	1	0	0	0	1	14	21	2	75.97
74044	LUCKNOW	UTTAR PRADESH	SIDDHARTH NAGA	041	MATHEMATICS	20	20	0	0	0	0	0	2	4	4	10	82.60
74044	LUCKNOW	UTTAR PRADESH	SIDDHARTH NAGA	042	PHYSICS	38	38	0	0	0	0	0	1	9	14	14	82.84
74044	LUCKNOW	UTTAR PRADESH	SIDDHARTH NAGA	043	CHEMISTRY	38	38	0	0	0	0	0	0	3	11	24	89.24
74044	LUCKNOW	UTTAR PRADESH	SIDDHARTH NAGA	044	BIOLOGY	18	18	0	0	0	0	0	3	2	8	5	79.67
74044	LUCKNOW	UTTAR PRADESH	SIDDHARTH NAGA	054	BUSINESS STUDIES	38	38	0	1	0	0	0	1	12	23	2	77.84
74044	LUCKNOW	UTTAR PRADESH	SIDDHARTH NAGA	055	ACCOUNTANCY	38	35	3	1	0	0	6	6	15	5	3	64.11
74044	LUCKNOW	UTTAR PRADESH	SIDDHARTH NAGA	301	ENGLISH CORE	76	76	0	1	0	0	0	1	20	43	12	79.79
74044	LUCKNOW	UTTAR PRADESH	SIDDHARTH NAGA	302	HINDI CORE	76	76	0	1	0	0	0	1	17	38	20	81.92
			SIDDHARTH NAGA Average														79.33
74045	LUCKNOW	UTTAR PRADESH	SITAPUR-I	027	HISTORY	41	41	0	1	0	0	0	0	2	9	30	89.90
74045	LUCKNOW	UTTAR PRADESH	SITAPUR-I	029	GEOGRAPHY	41	41	0	1	0	0	0	0	3	21	17	87.00
74045	LUCKNOW	UTTAR PRADESH	SITAPUR-I	030	ECONOMICS	41	41	0	1	0	0	0	1	11	16	13	80.80
74045	LUCKNOW	UTTAR PRADESH	SITAPUR-I	041	MATHEMATICS	31	28	3	0	0	0	0	4	12	9	3	70.19
74045	LUCKNOW	UTTAR PRADESH	SITAPUR-I	042	PHYSICS	42	42	0	0	0	0	0	1	7	17	17	83.90
74045	LUCKNOW	UTTAR PRADESH	SITAPUR-I	043	CHEMISTRY	42	42	0	0	0	0	0	3	9	18	12	81.31
74045	LUCKNOW	UTTAR PRADESH	SITAPUR-I	044	BIOLOGY	11	11	0	0	0	0	0	1	4	2	4	76.82
74045	LUCKNOW	UTTAR PRADESH	SITAPUR-I	301	ENGLISH CORE	83	83	0	1	0	0	0	0	11	35	37	85.90
74045	LUCKNOW	UTTAR PRADESH	SITAPUR-I	302	HINDI CORE	83	83	0	1	0	0	0	0	10	38	35	85.64
			SITAPUR-I Average														82.38
74046	LUCKNOW	UTTAR PRADESH	SONEBHADRA	041	MATHEMATICS	23	23	0	0	0	0	0	1	3	8	11	85.04
74046	LUCKNOW	UTTAR PRADESH	SONEBHADRA	042	PHYSICS	32	32	0	0	0	0	0	1	5	10	16	85.19
74046	LUCKNOW	UTTAR PRADESH	SONEBHADRA	043	CHEMISTRY	32	32	0	0	0	0	0	1	4	8	19	88.09
74046	LUCKNOW	UTTAR PRADESH	SONEBHADRA	044	BIOLOGY	9	9	0	0	0	0	0	0	4	1	4	83.00
74046	LUCKNOW	UTTAR PRADESH	SONEBHADRA	301	ENGLISH CORE	32	32	0	0	0	0	0	0	2	14	16	88.03
74046	LUCKNOW	UTTAR PRADESH	SONEBHADRA	302	HINDI CORE	32	32	0	0	0	0	0	0	4	8	20	87.84
			SONEBHADRA Average														86.20
74047	LUCKNOW	UTTAR PRADESH	UNNAO	030	ECONOMICS	27	27	0	0	0	0	3	2	11	7	4	72.15
74047	LUCKNOW	UTTAR PRADESH	UNNAO	041	MATHEMATICS	25	25	0	0	0	0	1	8	7	8	1	68.72
74047	LUCKNOW	UTTAR PRADESH	UNNAO	042	PHYSICS	36	36	0	0	0	0	0	0	17	14	5	77.39
74047	LUCKNOW	UTTAR PRADESH	UNNAO	043	CHEMISTRY	36	36	0	0	0	0	0	2	17	13	4	74.22
74047	LUCKNOW	UTTAR PRADESH	UNNAO	044	BIOLOGY	14	14	0	0	0	0	0	0	7	4	3	77.50
74047	LUCKNOW	UTTAR PRADESH	UNNAO	054	BUSINESS STUDIES	27	27	0	0	0	0	0	0	7	15	5	80.37
74047	LUCKNOW	UTTAR PRADESH	UNNAO	055	ACCOUNTANCY	27	27	0	0	0	0	1	1	15	5	5	72.96
74047	LUCKNOW	UTTAR PRADESH	UNNAO	283	COMPUTER SCIENCE	6	6	0	0	0	0	0	0	3	2	1	78.50
74047	LUCKNOW	UTTAR PRADESH	UNNAO	301	ENGLISH CORE	63	63	0	0	0	0	1	0	8	44	10	82.57
74047	LUCKNOW	UTTAR PRADESH	UNNAO	302	HINDI CORE	54	54	0	0	0	0	0	0	18	29	7	79.39
			UNNAO Average														76.38
74048	LUCKNOW	UTTAR PRADESH	VARANASI	029	GEOGRAPHY	8	8	0	0	0	0	0	0	1	3	4	87.00
74048	LUCKNOW	UTTAR PRADESH	VARANASI	041	MATHEMATICS	31	31	0	1	0	0	0	7	9	11	4	73.58
74048	LUCKNOW	UTTAR PRADESH	VARANASI	042	PHYSICS	49	49	0	2	0	0	0	1	14	21	13	80.82

SCH CODE	REGION	STATE	JNV	SUB CODE	SUBJ NAME	APPEARED	PASSED	FAILED	ABSENT	L33	e33l40	e40l50	e50l60	e60l75	e75l90	e90a	Subj. Avg
74048	LUCKNOW	UTTAR PRADESH	VARANASI	043	CHEMISTRY	49	49	0	2	0	0	0	1	16	23	9	80.29
74048	LUCKNOW	UTTAR PRADESH	VARANASI	044	BIOLOGY	18	18	0	1	0	0	0	0	2	9	7	85.06
74048	LUCKNOW	UTTAR PRADESH	VARANASI	283	COMPUTER SCIENCE	14	14	0	1	0	0	0	0	2	9	3	83.57
74048	LUCKNOW	UTTAR PRADESH	VARANASI	301	ENGLISH CORE	57	57	0	2	0	0	0	1	6	43	7	82.65
74048	LUCKNOW	UTTAR PRADESH	VARANASI	302	HINDI CORE	43	43	0	1	0	0	0	0	6	28	9	83.47
74048	LUCKNOW	UTTAR PRADESH	VARANASI	809	FOOD PRODUCTION	8	8	0	0	0	0	0	0	2	4	2	80.25
74048	LUCKNOW	UTTAR PRADESH	VARANASI	810	FRONT OFFICE OPERA	8	8	0	0	0	0	0	0	0	1	7	92.88
			VARANASI Average														82.96
84031	LUCKNOW	UTTARAKHAND	U S NAGAR	030	ECONOMICS	39	39	0	1	0	0	0	0	7	18	14	83.59
84031	LUCKNOW	UTTARAKHAND	U S NAGAR	041	MATHEMATICS	38	38	0	0	0	0	0	4	5	16	13	81.58
84031	LUCKNOW	UTTARAKHAND	U S NAGAR	042	PHYSICS	38	38	0	0	0	0	0	0	10	19	9	82.24
84031	LUCKNOW	UTTARAKHAND	U S NAGAR	043	CHEMISTRY	38	38	0	0	0	0	0	2	19	9	8	76.45
84031	LUCKNOW	UTTARAKHAND	U S NAGAR	044	BIOLOGY	11	11	0	0	0	0	0	0	5	1	5	82.55
84031	LUCKNOW	UTTARAKHAND	U S NAGAR	054	BUSINESS STUDIES	39	39	0	1	0	0	0	0	7	17	15	84.95
84031	LUCKNOW	UTTARAKHAND	U S NAGAR	055	ACCOUNTANCY	39	38	1	1	0	0	5	2	7	12	12	74.72
84031	LUCKNOW	UTTARAKHAND	U S NAGAR	283	COMPUTER SCIENCE	25	25	0	0	0	0	0	0	1	10	14	88.52
84031	LUCKNOW	UTTARAKHAND	U S NAGAR	301	ENGLISH CORE	77	77	0	1	0	0	0	1	12	29	35	85.47
84031	LUCKNOW	UTTARAKHAND	U S NAGAR	302	HINDI CORE	41	41	0	1	0	0	0	0	10	19	12	83.27
			U S NAGAR Average														82.33
84032	LUCKNOW	UTTARAKHAND	TEHRI GARHWAL	041	MATHEMATICS	34	34	0	0	0	0	0	2	15	9	8	77.26
84032	LUCKNOW	UTTARAKHAND	TEHRI GARHWAL	042	PHYSICS	47	47	0	0	0	0	0	0	1	20	26	88.77
84032	LUCKNOW	UTTARAKHAND	TEHRI GARHWAL	043	CHEMISTRY	47	47	0	0	0	0	0	0	14	21	12	80.57
84032	LUCKNOW	UTTARAKHAND	TEHRI GARHWAL	044	BIOLOGY	13	13	0	0	0	0	0	0	0	1	12	92.62
84032	LUCKNOW	UTTARAKHAND	TEHRI GARHWAL	301	ENGLISH CORE	47	47	0	0	0	0	0	0	2	18	27	88.91
84032	LUCKNOW	UTTARAKHAND	TEHRI GARHWAL	302	HINDI CORE	47	47	0	0	0	0	0	0	1	27	19	88.00
			TEHRI GARHWAL Average														86.02
84034	LUCKNOW	UTTARAKHAND	ALMORA	027	HISTORY	35	35	0	0	0	0	0	2	10	9	14	81.00
84034	LUCKNOW	UTTARAKHAND	ALMORA	029	GEOGRAPHY	35	35	0	0	0	0	0	0	7	10	18	85.60
84034	LUCKNOW	UTTARAKHAND	ALMORA	030	ECONOMICS	35	35	0	0	0	0	0	3	5	13	14	82.74
84034	LUCKNOW	UTTARAKHAND	ALMORA	041	MATHEMATICS	32	32	0	0	0	0	0	2	12	14	4	75.19
84034	LUCKNOW	UTTARAKHAND	ALMORA	042	PHYSICS	43	43	0	0	0	0	0	0	8	28	7	81.02
84034	LUCKNOW	UTTARAKHAND	ALMORA	043	CHEMISTRY	43	43	0	0	0	0	0	1	18	18	6	78.30
84034	LUCKNOW	UTTARAKHAND	ALMORA	044	BIOLOGY	11	11	0	0	0	0	0	0	0	5	6	89.36
84034	LUCKNOW	UTTARAKHAND	ALMORA	283	COMPUTER SCIENCE	24	24	0	0	0	0	0	0	1	13	10	86.04
84034	LUCKNOW	UTTARAKHAND	ALMORA	301	ENGLISH CORE	78	78	0	0	0	0	0	4	16	35	23	82.23
84034	LUCKNOW	UTTARAKHAND	ALMORA	302	HINDI CORE	54	54	0	0	0	0	0	0	11	26	17	82.54
			ALMORA Average														82.40
84040	LUCKNOW	UTTARAKHAND	RUDRAPRAYAG	030	ECONOMICS	18	18	0	0	0	0	0	3	8	6	1	72.56
84040	LUCKNOW	UTTARAKHAND	RUDRAPRAYAG	041	MATHEMATICS	38	38	0	0	0	0	0	3	10	17	8	78.92
84040	LUCKNOW	UTTARAKHAND	RUDRAPRAYAG	042	PHYSICS	45	45	0	0	0	0	0	0	19	22	4	76.82
84040	LUCKNOW	UTTARAKHAND	RUDRAPRAYAG	043	CHEMISTRY	45	45	0	0	0	0	0	0	2	25	18	86.82
84040	LUCKNOW	UTTARAKHAND	RUDRAPRAYAG	044	BIOLOGY	10	10	0	0	0	0	0	0	4	6	0	76.20
84040	LUCKNOW	UTTARAKHAND	RUDRAPRAYAG	054	BUSINESS STUDIES	18	18	0	0	0	0	0	0	4	13	1	80.44
84040	LUCKNOW	UTTARAKHAND	RUDRAPRAYAG	055	ACCOUNTANCY	18	18	0	0	0	0	1	5	10	2	0	63.06
84040	LUCKNOW	UTTARAKHAND	RUDRAPRAYAG	283	COMPUTER SCIENCE	22	22	0	0	0	0	0	0	0	15	7	87.77
84040	LUCKNOW	UTTARAKHAND	RUDRAPRAYAG	301	ENGLISH CORE	63	63	0	0	0	0	0	0	1	18	44	91.54
84040	LUCKNOW	UTTARAKHAND	RUDRAPRAYAG	302	HINDI CORE	38	38	0	0	0	0	0	0	4	28	6	83.84
			RUDRAPRAYAG Average														79.80
84042	LUCKNOW	UTTAR PRADESH	MUZAFFARNAGAR	030	ECONOMICS	24	24	0	0	0	0	1	0	4	16	3	80.17
84042	LUCKNOW	UTTAR PRADESH	MUZAFFARNAGAR	041	MATHEMATICS	45	44	1	0	0	0	0	3	9	17	15	80.71
84042	LUCKNOW	UTTAR PRADESH	MUZAFFARNAGAR	042	PHYSICS	45	45	0	0	0	0	0	0	7	25	13	82.82

SCH CODE	REGION	STATE	JNV	SUB CODE	SUBJ NAME	APPEARED	PASSED	FAILED	ABSENT	L33	e33l40	e40l50	e50l60	e60l75	e75l90	e90a	Subj. Avg
84042	LUCKNOW	UTTAR PRADESH	MUZAFFARNAGAR	043	CHEMISTRY	45	45	0	0	0	0	0	1	11	20	13	82.38
84042	LUCKNOW	UTTAR PRADESH	MUZAFFARNAGAR	044	BIOLOGY	7	7	0	0	0	0	0	0	0	0	7	96.43
84042	LUCKNOW	UTTAR PRADESH	MUZAFFARNAGAR	054	BUSINESS STUDIES	24	24	0	0	0	0	0	0	7	11	6	81.58
84042	LUCKNOW	UTTAR PRADESH	MUZAFFARNAGAR	055	ACCOUNTANCY	24	21	3	0	0	0	0	5	8	7	1	67.25
84042	LUCKNOW	UTTAR PRADESH	MUZAFFARNAGAR	283	COMPUTER SCIENCE	11	11	0	0	0	0	0	0	0	3	8	90.09
84042	LUCKNOW	UTTAR PRADESH	MUZAFFARNAGAR	301	ENGLISH CORE	69	69	0	0	0	0	0	1	10	22	36	86.10
84042	LUCKNOW	UTTAR PRADESH	MUZAFFARNAGAR	302	HINDI CORE	51	51	0	0	0	0	0	1	5	22	23	86.25
			MUZAFFARNAGAR Average														83.38
84043	LUCKNOW	UTTARAKHAND	UTTARKASHI	030	ECONOMICS	18	18	0	0	0	0	0	0	3	5	10	85.94
84043	LUCKNOW	UTTARAKHAND	UTTARKASHI	041	MATHEMATICS	39	39	0	0	0	0	1	7	9	15	7	75.41
84043	LUCKNOW	UTTARAKHAND	UTTARKASHI	042	PHYSICS	48	48	0	0	0	0	0	0	16	24	8	78.15
84043	LUCKNOW	UTTARAKHAND	UTTARKASHI	043	CHEMISTRY	48	48	0	0	0	0	0	2	19	18	9	78.10
84043	LUCKNOW	UTTARAKHAND	UTTARKASHI	044	BIOLOGY	18	18	0	0	0	0	0	0	5	8	5	82.50
84043	LUCKNOW	UTTARAKHAND	UTTARKASHI	054	BUSINESS STUDIES	18	18	0	0	0	0	0	0	2	6	10	87.50
84043	LUCKNOW	UTTARAKHAND	UTTARKASHI	055	ACCOUNTANCY	18	18	0	0	0	0	1	1	3	6	7	81.78
84043	LUCKNOW	UTTARAKHAND	UTTARKASHI	301	ENGLISH CORE	66	66	0	0	0	0	0	0	3	23	40	90.20
84043	LUCKNOW	UTTARAKHAND	UTTARKASHI	302	HINDI CORE	57	57	0	0	0	0	0	0	7	33	17	83.35
			UTTARKASHI Average														82.55
84051	LUCKNOW	UTTAR PRADESH	BIJNOR	027	HISTORY	38	38	0	0	0	0	0	3	8	12	15	81.66
84051	LUCKNOW	UTTAR PRADESH	BIJNOR	029	GEOGRAPHY	38	38	0	0	0	0	0	1	12	15	10	81.71
84051	LUCKNOW	UTTAR PRADESH	BIJNOR	030	ECONOMICS	38	37	1	0	0	0	2	6	11	11	7	72.34
84051	LUCKNOW	UTTAR PRADESH	BIJNOR	041	MATHEMATICS	44	43	1	0	0	0	0	7	9	15	12	77.80
84051	LUCKNOW	UTTAR PRADESH	BIJNOR	042	PHYSICS	51	51	0	0	0	0	0	1	12	26	12	80.49
84051	LUCKNOW	UTTAR PRADESH	BIJNOR	043	CHEMISTRY	51	48	3	0	0	0	0	8	25	8	7	69.73
84051	LUCKNOW	UTTAR PRADESH	BIJNOR	044	BIOLOGY	7	7	0	0	0	0	0	0	0	3	4	89.43
84051	LUCKNOW	UTTAR PRADESH	BIJNOR	283	COMPUTER SCIENCE	28	28	0	0	0	0	0	0	4	16	8	83.18
84051	LUCKNOW	UTTAR PRADESH	BIJNOR	301	ENGLISH CORE	89	89	0	0	0	0	2	6	22	29	30	79.89
84051	LUCKNOW	UTTAR PRADESH	BIJNOR	302	HINDI CORE	61	61	0	0	0	0	0	2	16	28	15	80.21
			BIJNOR Average														79.64
84052	LUCKNOW	UTTARAKHAND	HARIDWAR	002	HINDI ELECTIVE	33	33	0	0	0	0	0	0	5	14	14	84.79
84052	LUCKNOW	UTTARAKHAND	HARIDWAR	027	HISTORY	33	33	0	0	0	0	0	1	8	11	13	82.73
84052	LUCKNOW	UTTARAKHAND	HARIDWAR	029	GEOGRAPHY	33	33	0	0	0	0	0	0	6	13	14	85.06
84052	LUCKNOW	UTTARAKHAND	HARIDWAR	030	ECONOMICS	33	33	0	0	0	0	1	1	11	12	8	78.76
84052	LUCKNOW	UTTARAKHAND	HARIDWAR	041	MATHEMATICS	30	29	1	0	0	0	1	4	11	9	4	71.10
84052	LUCKNOW	UTTARAKHAND	HARIDWAR	042	PHYSICS	41	41	0	0	0	0	0	5	22	12	2	71.44
84052	LUCKNOW	UTTARAKHAND	HARIDWAR	043	CHEMISTRY	41	38	3	0	0	0	2	9	16	7	4	67.29
84052	LUCKNOW	UTTARAKHAND	HARIDWAR	044	BIOLOGY	12	12	0	0	0	0	0	1	2	5	4	82.17
84052	LUCKNOW	UTTARAKHAND	HARIDWAR	045	BIOTECHNOLOGY	11	11	0	0	0	0	0	0	2	7	2	82.55
84052	LUCKNOW	UTTARAKHAND	HARIDWAR	283	COMPUTER SCIENCE	28	28	0	0	0	0	0	0	7	17	4	80.32
84052	LUCKNOW	UTTARAKHAND	HARIDWAR	301	ENGLISH CORE	74	74	0	0	0	0	0	4	9	41	20	82.91
84052	LUCKNOW	UTTARAKHAND	HARIDWAR	302	HINDI CORE	1	1	0	0	0	0	0	0	1	0	0	70.00
			HARIDWAR Average														78.26
84056	LUCKNOW	UTTAR PRADESH	SAMBHAL	041	MATHEMATICS	23	23	0	0	0	0	0	6	6	9	2	72.09
84056	LUCKNOW	UTTAR PRADESH	SAMBHAL	042	PHYSICS	41	41	0	0	0	0	0	0	10	21	10	81.61
84056	LUCKNOW	UTTAR PRADESH	SAMBHAL	043	CHEMISTRY	41	41	0	0	0	0	0	2	15	15	9	77.46
84056	LUCKNOW	UTTAR PRADESH	SAMBHAL	044	BIOLOGY	18	18	0	0	0	0	0	0	1	5	12	89.06
84056	LUCKNOW	UTTAR PRADESH	SAMBHAL	301	ENGLISH CORE	41	41	0	0	0	0	0	0	2	14	25	89.71
84056	LUCKNOW	UTTAR PRADESH	SAMBHAL	302	HINDI CORE	41	41	0	0	0	0	0	0	6	21	14	84.95
			SAMBHAL Average														82.48
84059	LUCKNOW	UTTARAKHAND	CHAMPAWAT	041	MATHEMATICS	31	31	0	0	0	0	0	0	3	9	19	88.77
84059	LUCKNOW	UTTARAKHAND	CHAMPAWAT	042	PHYSICS	45	45	0	0	0	0	0	1	18	21	5	76.76

SCH CODE	REGION	STATE	JNV	SUB CODE	SUBJ NAME	APPEARED	PASSED	FAILED	ABSENT	L33	e33l40	e40l50	e50l60	e60l75	e75l90	e90a	Subj. Avg
84059	LUCKNOW	UTTARAKHAND	CHAMPAWAT	043	CHEMISTRY	45	45	0	0	0	0	0	2	17	19	7	76.04
84059	LUCKNOW	UTTARAKHAND	CHAMPAWAT	044	BIOLOGY	14	14	0	0	0	0	0	0	3	11	0	78.86
84059	LUCKNOW	UTTARAKHAND	CHAMPAWAT	048	PHYSICAL EDUCATION	23	23	0	0	0	0	0	0	7	14	2	79.91
84059	LUCKNOW	UTTARAKHAND	CHAMPAWAT	301	ENGLISH CORE	45	45	0	0	0	0	0	0	1	10	34	92.36
84059	LUCKNOW	UTTARAKHAND	CHAMPAWAT	302	HINDI CORE	45	45	0	0	0	0	0	0	0	30	15	86.80
			CHAMPAWAT Average														82.79
84062	LUCKNOW	UTTAR PRADESH	J P NAGAR	027	HISTORY	42	42	0	0	0	0	0	4	12	13	13	78.98
84062	LUCKNOW	UTTAR PRADESH	J P NAGAR	029	GEOGRAPHY	42	42	0	0	0	0	0	0	5	23	14	83.88
84062	LUCKNOW	UTTAR PRADESH	J P NAGAR	030	ECONOMICS	42	42	0	0	0	0	5	3	12	15	7	72.57
84062	LUCKNOW	UTTAR PRADESH	J P NAGAR	041	MATHEMATICS	20	16	4	0	0	0	4	2	4	5	1	58.15
84062	LUCKNOW	UTTAR PRADESH	J P NAGAR	042	PHYSICS	31	30	1	0	0	0	0	2	18	8	2	70.61
84062	LUCKNOW	UTTAR PRADESH	J P NAGAR	043	CHEMISTRY	31	29	2	0	0	0	0	4	16	4	5	68.87
84062	LUCKNOW	UTTAR PRADESH	J P NAGAR	044	BIOLOGY	11	9	2	0	0	0	0	2	4	1	2	66.73
84062	LUCKNOW	UTTAR PRADESH	J P NAGAR	301	ENGLISH CORE	73	73	0	0	0	0	0	9	21	29	14	75.86
84062	LUCKNOW	UTTAR PRADESH	J P NAGAR	302	HINDI CORE	73	73	0	0	0	0	1	3	24	28	17	77.84
			J P NAGAR Average														72.61
84064	LUCKNOW	UTTAR PRADESH	SAHARANPUR	041	MATHEMATICS	25	25	0	0	0	0	0	4	5	9	7	78.44
84064	LUCKNOW	UTTAR PRADESH	SAHARANPUR	042	PHYSICS	35	35	0	0	0	0	0	1	13	14	7	79.06
84064	LUCKNOW	UTTAR PRADESH	SAHARANPUR	043	CHEMISTRY	35	34	1	0	0	0	0	2	8	13	11	80.06
84064	LUCKNOW	UTTAR PRADESH	SAHARANPUR	044	BIOLOGY	10	10	0	0	0	0	0	1	5	1	3	75.40
84064	LUCKNOW	UTTAR PRADESH	SAHARANPUR	301	ENGLISH CORE	35	35	0	0	0	0	0	0	1	8	26	91.34
84064	LUCKNOW	UTTAR PRADESH	SAHARANPUR	302	HINDI CORE	35	35	0	0	0	0	0	0	6	14	15	84.46
			SAHARANPUR Average														81.46
84065	LUCKNOW	UTTAR PRADESH	MORADABAD	041	MATHEMATICS	31	31	0	0	0	0	0	3	12	10	6	75.55
84065	LUCKNOW	UTTAR PRADESH	MORADABAD	042	PHYSICS	42	42	0	0	0	0	0	2	15	19	6	76.67
84065	LUCKNOW	UTTAR PRADESH	MORADABAD	043	CHEMISTRY	42	42	0	0	0	0	0	7	16	13	6	72.76
84065	LUCKNOW	UTTAR PRADESH	MORADABAD	044	BIOLOGY	11	11	0	0	0	0	0	1	3	4	3	80.91
84065	LUCKNOW	UTTAR PRADESH	MORADABAD	301	ENGLISH CORE	42	42	0	0	0	0	0	0	1	12	29	91.36
84065	LUCKNOW	UTTAR PRADESH	MORADABAD	302	HINDI CORE	42	42	0	0	0	0	0	0	11	21	10	81.12
			MORADABAD Average														79.73
84069	LUCKNOW	UTTARAKHAND	CHAMOLI	041	MATHEMATICS	22	22	0	0	0	0	0	1	13	5	3	73.36
84069	LUCKNOW	UTTARAKHAND	CHAMOLI	042	PHYSICS	30	30	0	0	0	0	0	3	13	12	2	72.70
84069	LUCKNOW	UTTARAKHAND	CHAMOLI	043	CHEMISTRY	30	30	0	0	0	0	0	4	17	8	1	70.30
84069	LUCKNOW	UTTARAKHAND	CHAMOLI	044	BIOLOGY	8	8	0	0	0	0	0	0	2	4	2	81.75
84069	LUCKNOW	UTTARAKHAND	CHAMOLI	283	COMPUTER SCIENCE	14	14	0	0	0	0	0	0	2	10	2	82.86
84069	LUCKNOW	UTTARAKHAND	CHAMOLI	301	ENGLISH CORE	30	30	0	0	0	0	0	0	5	14	11	85.53
84069	LUCKNOW	UTTARAKHAND	CHAMOLI	302	HINDI CORE	16	16	0	0	0	0	0	0	8	7	1	75.69
			CHAMOLI Average														77.46
84072	LUCKNOW	UTTARAKHAND	NAINITAL	030	ECONOMICS	31	31	0	0	0	0	0	5	10	13	3	75.52
84072	LUCKNOW	UTTARAKHAND	NAINITAL	041	MATHEMATICS	45	43	2	0	0	0	2	5	11	12	13	75.51
84072	LUCKNOW	UTTARAKHAND	NAINITAL	042	PHYSICS	46	46	0	0	0	0	0	1	14	21	10	79.96
84072	LUCKNOW	UTTARAKHAND	NAINITAL	043	CHEMISTRY	46	46	0	0	0	0	0	0	12	20	14	81.00
84072	LUCKNOW	UTTARAKHAND	NAINITAL	044	BIOLOGY	14	14	0	0	0	0	0	0	2	1	11	91.64
84072	LUCKNOW	UTTARAKHAND	NAINITAL	054	BUSINESS STUDIES	31	31	0	0	0	0	0	0	7	16	8	82.10
84072	LUCKNOW	UTTARAKHAND	NAINITAL	055	ACCOUNTANCY	31	30	1	0	0	0	1	6	9	10	4	72.23
84072	LUCKNOW	UTTARAKHAND	NAINITAL	283	COMPUTER SCIENCE	23	23	0	0	0	0	0	0	1	12	10	88.74
84072	LUCKNOW	UTTARAKHAND	NAINITAL	301	ENGLISH CORE	77	77	0	0	0	0	0	0	4	29	44	88.97
84072	LUCKNOW	UTTARAKHAND	NAINITAL	302	HINDI CORE	41	41	0	0	0	0	0	0	9	22	10	81.51
			NAINITAL Average														81.72
84075	LUCKNOW	UTTARAKHAND	BAGESHWAR	041	MATHEMATICS	30	30	0	0	0	0	1	3	10	6	10	77.40
84075	LUCKNOW	UTTARAKHAND	BAGESHWAR	042	PHYSICS	43	43	0	0	0	0	0	0	16	18	9	80.00

SCH CODE	REGION	STATE	JNV	SUB CODE	SUBJ NAME	APPEARED	PASSED	FAILED	ABSENT	L33	e33l40	e40l50	e50l60	e60l75	e75l90	e90a	Subj. Avg
84075	LUCKNOW	UTTARAKHAND	BAGESHWAR	043	CHEMISTRY	43	43	0	0	0	0	0	1	19	10	13	78.51
84075	LUCKNOW	UTTARAKHAND	BAGESHWAR	044	BIOLOGY	13	13	0	0	0	0	0	1	3	7	2	78.77
84075	LUCKNOW	UTTARAKHAND	BAGESHWAR	301	ENGLISH CORE	43	43	0	0	0	0	0	1	0	19	23	88.74
84075	LUCKNOW	UTTARAKHAND	BAGESHWAR	302	HINDI CORE	43	43	0	0	0	0	0	1	7	23	12	82.30
			BAGESHWAR Average														80.95
84077	LUCKNOW	UTTARAKHAND	PAURI GARHWAL	041	MATHEMATICS	21	21	0	0	0	0	0	4	4	8	5	75.86
84077	LUCKNOW	UTTARAKHAND	PAURI GARHWAL	042	PHYSICS	30	30	0	0	0	0	0	0	11	14	5	79.77
84077	LUCKNOW	UTTARAKHAND	PAURI GARHWAL	043	CHEMISTRY	30	29	1	0	0	0	0	3	9	13	4	74.97
84077	LUCKNOW	UTTARAKHAND	PAURI GARHWAL	044	BIOLOGY	9	9	0	0	0	0	0	0	0	3	6	90.22
84077	LUCKNOW	UTTARAKHAND	PAURI GARHWAL	301	ENGLISH CORE	30	30	0	0	0	0	0	0	0	8	22	91.37
84077	LUCKNOW	UTTARAKHAND	PAURI GARHWAL	302	HINDI CORE	30	30	0	0	0	0	0	0	3	20	7	83.93
			PAURI GARHWAL Average														82.69
84078	LUCKNOW	UTTARAKHAND	PITHORAGARH	041	MATHEMATICS	28	28	0	0	0	0	0	3	6	10	8	76.75
84078	LUCKNOW	UTTARAKHAND	PITHORAGARH	042	PHYSICS	39	39	0	1	0	0	0	0	15	16	8	79.00
84078	LUCKNOW	UTTARAKHAND	PITHORAGARH	043	CHEMISTRY	39	38	1	1	0	0	0	5	18	10	5	71.74
84078	LUCKNOW	UTTARAKHAND	PITHORAGARH	044	BIOLOGY	12	12	0	0	0	0	0	0	4	2	6	84.75
84078	LUCKNOW	UTTARAKHAND	PITHORAGARH	283	COMPUTER SCIENCE	11	11	0	0	0	0	0	0	0	5	6	89.18
84078	LUCKNOW	UTTARAKHAND	PITHORAGARH	301	ENGLISH CORE	40	40	0	0	0	0	0	0	4	18	17	85.53
84078	LUCKNOW	UTTARAKHAND	PITHORAGARH	302	HINDI CORE	29	29	0	0	0	0	0	0	8	12	8	78.90
			PITHORAGARH Average														80.84
84082	LUCKNOW	UTTARAKHAND	DEHRADUN	041	MATHEMATICS	35	35	0	0	0	0	0	2	6	8	19	85.63
84082	LUCKNOW	UTTARAKHAND	DEHRADUN	042	PHYSICS	48	48	0	0	0	0	0	0	9	29	10	81.73
84082	LUCKNOW	UTTARAKHAND	DEHRADUN	043	CHEMISTRY	48	48	0	0	0	0	0	1	11	21	15	82.73
84082	LUCKNOW	UTTARAKHAND	DEHRADUN	044	BIOLOGY	13	13	0	0	0	0	0	0	3	6	4	84.08
84082	LUCKNOW	UTTARAKHAND	DEHRADUN	283	COMPUTER SCIENCE	20	20	0	0	0	0	0	0	0	7	13	91.00
84082	LUCKNOW	UTTARAKHAND	DEHRADUN	301	ENGLISH CORE	48	48	0	0	0	0	0	0	1	8	39	92.46
84082	LUCKNOW	UTTARAKHAND	DEHRADUN	302	HINDI CORE	28	28	0	0	0	0	0	0	0	19	9	86.14
			DEHRADUN Average														86.25
19171	PATNA	W.BENGAL	UTTAR 24 PARGA	027	HISTORY	32	32	0	0	0	0	1	2	19	9	1	70.91
19171	PATNA	W.BENGAL	UTTAR 24 PARGA	029	GEOGRAPHY	32	32	0	0	0	0	0	0	3	25	4	81.75
19171	PATNA	W.BENGAL	UTTAR 24 PARGA	030	ECONOMICS	32	32	0	0	0	0	2	3	16	9	2	70.31
19171	PATNA	W.BENGAL	UTTAR 24 PARGA	041	MATHEMATICS	26	26	0	0	0	0	0	4	6	6	10	79.12
19171	PATNA	W.BENGAL	UTTAR 24 PARGA	042	PHYSICS	39	39	0	0	0	0	0	0	13	13	13	81.44
19171	PATNA	W.BENGAL	UTTAR 24 PARGA	043	CHEMISTRY	39	39	0	0	0	0	0	2	15	11	11	77.41
19171	PATNA	W.BENGAL	UTTAR 24 PARGA	044	BIOLOGY	25	25	0	0	0	0	0	0	3	2	20	90.00
19171	PATNA	W.BENGAL	UTTAR 24 PARGA	048	PHYSICAL EDUCATION	13	13	0	0	0	0	0	0	1	8	4	84.00
19171	PATNA	W.BENGAL	UTTAR 24 PARGA	105	BENGALI	41	41	0	0	0	0	0	0	9	25	7	80.88
19171	PATNA	W.BENGAL	UTTAR 24 PARGA	283	COMPUTER SCIENCE	14	14	0	0	0	0	0	0	1	9	4	83.43
19171	PATNA	W.BENGAL	UTTAR 24 PARGA	301	ENGLISH CORE	71	71	0	0	0	0	0	0	6	52	13	83.54
19171	PATNA	W.BENGAL	UTTAR 24 PARGA	302	HINDI CORE	4	4	0	0	0	0	0	0	2	2	0	76.75
			UTTAR 24 PARGA Average														79.96
19174	PATNA	W.BENGAL	BIRBHUM	030	ECONOMICS	43	43	0	0	0	0	0	5	14	20	4	74.88
19174	PATNA	W.BENGAL	BIRBHUM	041	MATHEMATICS	18	18	0	0	0	0	1	3	8	4	2	71.11
19174	PATNA	W.BENGAL	BIRBHUM	042	PHYSICS	33	33	0	0	0	0	0	1	10	11	11	80.88
19174	PATNA	W.BENGAL	BIRBHUM	043	CHEMISTRY	33	33	0	0	0	0	0	1	10	11	11	81.24
19174	PATNA	W.BENGAL	BIRBHUM	044	BIOLOGY	18	18	0	0	0	0	0	0	1	6	11	88.67
19174	PATNA	W.BENGAL	BIRBHUM	048	PHYSICAL EDUCATION	41	41	0	0	0	0	0	1	17	18	5	77.15
19174	PATNA	W.BENGAL	BIRBHUM	054	BUSINESS STUDIES	43	43	0	0	0	0	0	0	18	18	7	77.98
19174	PATNA	W.BENGAL	BIRBHUM	055	ACCOUNTANCY	43	42	1	0	0	0	10	13	9	5	5	63.09
19174	PATNA	W.BENGAL	BIRBHUM	105	BENGALI	55	55	0	0	0	0	0	0	14	23	18	82.69
19174	PATNA	W.BENGAL	BIRBHUM	301	ENGLISH CORE	76	76	0	0	0	0	0	0	8	46	22	84.70

SCH CODE	REGION	STATE	JNV	SUB CODE	SUBJ NAME	APPEARED	PASSED	FAILED	ABSENT	L33	e33l40	e40l50	e50l60	e60l75	e75l90	e90a	Subj. Avg
19174	PATNA	W.BENGAL	BIRBHUM	302	HINDI CORE	15	15	0	0	0	0	0	0	4	8	3	81.60
			BIRBHUM Average														78.54
19175	PATNA	W.BENGAL	BURDWAN	027	HISTORY	38	38	0	0	0	0	1	5	16	13	3	71.55
19175	PATNA	W.BENGAL	BURDWAN	029	GEOGRAPHY	38	38	0	0	0	0	0	1	12	22	3	78.76
19175	PATNA	W.BENGAL	BURDWAN	030	ECONOMICS	38	38	0	0	0	0	1	3	17	14	3	73.50
19175	PATNA	W.BENGAL	BURDWAN	041	MATHEMATICS	28	28	0	0	0	0	3	1	8	12	4	76.07
19175	PATNA	W.BENGAL	BURDWAN	042	PHYSICS	35	35	0	0	0	0	0	1	8	14	12	82.00
19175	PATNA	W.BENGAL	BURDWAN	043	CHEMISTRY	35	35	0	0	0	0	0	2	9	12	12	81.43
19175	PATNA	W.BENGAL	BURDWAN	044	BIOLOGY	24	23	1	0	0	0	0	0	3	11	9	83.50
19175	PATNA	W.BENGAL	BURDWAN	048	PHYSICAL EDUCATION	48	48	0	0	0	0	0	1	15	23	9	79.77
19175	PATNA	W.BENGAL	BURDWAN	049	PAINTING	1	1	0	0	0	0	0	0	0	0	1	96.00
19175	PATNA	W.BENGAL	BURDWAN	105	BENGALI	64	64	0	0	0	0	0	1	17	31	15	80.69
19175	PATNA	W.BENGAL	BURDWAN	283	COMPUTER SCIENCE	11	11	0	0	0	0	0	0	0	7	4	86.45
19175	PATNA	W.BENGAL	BURDWAN	301	ENGLISH CORE	73	73	0	0	0	0	0	1	22	38	12	79.75
19175	PATNA	W.BENGAL	BURDWAN	302	HINDI CORE	4	4	0	0	0	0	0	0	2	2	0	75.50
			BURDWAN Average														80.38
19176	PATNA	W.BENGAL	HOOGHLY	027	HISTORY	45	45	0	0	0	0	0	7	17	14	7	74.49
19176	PATNA	W.BENGAL	HOOGHLY	029	GEOGRAPHY	45	45	0	0	0	0	0	0	5	27	13	83.44
19176	PATNA	W.BENGAL	HOOGHLY	030	ECONOMICS	45	45	0	0	0	0	0	4	15	24	2	75.22
19176	PATNA	W.BENGAL	HOOGHLY	041	MATHEMATICS	30	30	0	0	0	0	7	8	8	6	1	62.90
19176	PATNA	W.BENGAL	HOOGHLY	042	PHYSICS	34	34	0	0	0	0	0	3	8	17	6	78.24
19176	PATNA	W.BENGAL	HOOGHLY	043	CHEMISTRY	34	34	0	0	0	0	0	1	7	12	14	82.38
19176	PATNA	W.BENGAL	HOOGHLY	044	BIOLOGY	20	20	0	0	0	0	0	1	3	7	9	82.60
19176	PATNA	W.BENGAL	HOOGHLY	083	COMPUTER SCIENCE	12	12	0	0	0	0	0	0	1	9	2	82.67
19176	PATNA	W.BENGAL	HOOGHLY	105	BENGALI	66	66	0	0	0	0	0	0	12	36	18	82.44
19176	PATNA	W.BENGAL	HOOGHLY	301	ENGLISH CORE	79	79	0	0	0	0	0	0	10	41	28	84.76
19176	PATNA	W.BENGAL	HOOGHLY	302	HINDI CORE	13	13	0	0	0	0	0	0	3	7	3	81.85
			HOOGHLY Average														79.18
19177	PATNA	W.BENGAL	ALIPURDWAR	027	HISTORY	32	32	0	0	0	0	0	0	12	13	7	78.56
19177	PATNA	W.BENGAL	ALIPURDWAR	029	GEOGRAPHY	32	32	0	0	0	0	0	0	7	20	5	81.38
19177	PATNA	W.BENGAL	ALIPURDWAR	030	ECONOMICS	32	32	0	0	0	0	0	1	10	14	7	79.84
19177	PATNA	W.BENGAL	ALIPURDWAR	041	MATHEMATICS	28	28	0	0	0	1	5	8	9	3	2	62.39
19177	PATNA	W.BENGAL	ALIPURDWAR	042	PHYSICS	32	32	0	0	0	0	0	1	11	16	4	76.00
19177	PATNA	W.BENGAL	ALIPURDWAR	043	CHEMISTRY	32	32	0	0	0	0	0	0	17	10	5	75.66
19177	PATNA	W.BENGAL	ALIPURDWAR	044	BIOLOGY	19	19	0	0	0	0	0	0	0	2	17	93.68
19177	PATNA	W.BENGAL	ALIPURDWAR	105	BENGALI	43	43	0	0	0	0	0	0	10	25	8	80.60
19177	PATNA	W.BENGAL	ALIPURDWAR	283	COMPUTER SCIENCE	9	9	0	0	0	0	0	0	1	6	2	82.00
19177	PATNA	W.BENGAL	ALIPURDWAR	301	ENGLISH CORE	64	64	0	0	0	0	0	1	18	37	8	78.63
19177	PATNA	W.BENGAL	ALIPURDWAR	302	HINDI CORE	12	12	0	0	0	0	0	0	3	7	2	80.17
			ALIPURDWAR Average														78.99
19178	PATNA	W.BENGAL	MURSHIDABAD	027	HISTORY	19	19	0	0	0	0	0	0	1	13	5	85.26
19178	PATNA	W.BENGAL	MURSHIDABAD	041	MATHEMATICS	26	26	0	0	0	0	0	0	8	13	5	80.96
19178	PATNA	W.BENGAL	MURSHIDABAD	042	PHYSICS	36	36	0	0	0	0	0	0	12	16	8	79.81
19178	PATNA	W.BENGAL	MURSHIDABAD	043	CHEMISTRY	36	36	0	0	0	0	0	0	12	13	11	80.14
19178	PATNA	W.BENGAL	MURSHIDABAD	044	BIOLOGY	22	22	0	0	0	0	0	0	4	5	13	87.18
19178	PATNA	W.BENGAL	MURSHIDABAD	105	BENGALI	44	44	0	0	0	0	0	0	6	16	22	86.50
19178	PATNA	W.BENGAL	MURSHIDABAD	301	ENGLISH CORE	55	55	0	0	0	0	0	0	5	42	8	82.71
19178	PATNA	W.BENGAL	MURSHIDABAD	302	HINDI CORE	9	9	0	0	0	0	0	0	1	4	4	84.89
19178	PATNA	W.BENGAL	MURSHIDABAD	809	FOOD PRODUCTION	19	19	0	0	0	0	0	0	0	1	18	94.11
19178	PATNA	W.BENGAL	MURSHIDABAD	810	FRONT OFFICE OPERA	19	19	0	0	0	0	0	0	0	0	19	97.63
			MURSHIDABAD Average														85.92

SCH CODE	REGION	STATE	JNV	SUB CODE	SUBJ NAME	APPEARED	PASSED	FAILED	ABSENT	L33	e33l40	e40l50	e50l60	e60l75	e75l90	e90a	Subj. Avg
19179	PATNA	W.BENGAL	BANKURA	041	MATHEMATICS	8	8	0	0	0	0	1	1	1	1	4	78.25
19179	PATNA	W.BENGAL	BANKURA	042	PHYSICS	17	17	0	0	0	0	0	0	8	5	4	79.94
19179	PATNA	W.BENGAL	BANKURA	043	CHEMISTRY	17	17	0	0	0	0	0	3	5	7	2	74.47
19179	PATNA	W.BENGAL	BANKURA	044	BIOLOGY	14	14	0	0	0	0	0	0	2	5	7	86.79
19179	PATNA	W.BENGAL	BANKURA	048	PHYSICAL EDUCATION	3	3	0	0	0	0	0	0	0	1	2	90.33
19179	PATNA	W.BENGAL	BANKURA	105	BENGALI	9	9	0	0	0	0	0	0	1	5	3	83.89
19179	PATNA	W.BENGAL	BANKURA	301	ENGLISH CORE	17	17	0	0	0	0	0	0	1	13	3	85.00
			BANKURA Average														82.67
19180	PATNA	W.BENGAL	E. MEDINIPUR	041	MATHEMATICS	25	25	0	0	0	0	0	0	5	10	10	84.56
19180	PATNA	W.BENGAL	E. MEDINIPUR	042	PHYSICS	34	33	1	0	0	0	0	2	14	12	5	75.76
19180	PATNA	W.BENGAL	E. MEDINIPUR	043	CHEMISTRY	34	34	0	0	0	0	0	0	5	15	14	84.32
19180	PATNA	W.BENGAL	E. MEDINIPUR	044	BIOLOGY	24	23	1	0	0	0	0	0	6	9	8	79.63
19180	PATNA	W.BENGAL	E. MEDINIPUR	105	BENGALI	8	8	0	0	0	0	0	1	0	7	0	77.63
19180	PATNA	W.BENGAL	E. MEDINIPUR	283	COMPUTER SCIENCE	10	10	0	0	0	0	0	0	0	6	4	86.60
19180	PATNA	W.BENGAL	E. MEDINIPUR	301	ENGLISH CORE	34	34	0	0	0	0	0	1	1	18	14	86.12
19180	PATNA	W.BENGAL	E. MEDINIPUR	302	HINDI CORE	1	1	0	0	0	0	0	0	0	1	0	78.00
			E. MEDINIPUR Average														81.58
19181	PATNA	W.BENGAL	PURULIA	041	MATHEMATICS	28	28	0	0	0	0	0	1	5	6	16	85.82
19181	PATNA	W.BENGAL	PURULIA	042	PHYSICS	41	41	0	0	0	0	0	0	2	17	22	88.12
19181	PATNA	W.BENGAL	PURULIA	043	CHEMISTRY	41	41	0	0	0	0	0	1	9	15	16	83.90
19181	PATNA	W.BENGAL	PURULIA	044	BIOLOGY	20	20	0	0	0	0	0	0	0	5	15	91.05
19181	PATNA	W.BENGAL	PURULIA	105	BENGALI	19	19	0	0	0	0	0	0	0	8	11	88.84
19181	PATNA	W.BENGAL	PURULIA	283	COMPUTER SCIENCE	15	15	0	0	0	0	0	0	0	7	8	88.20
19181	PATNA	W.BENGAL	PURULIA	301	ENGLISH CORE	41	41	0	0	0	0	0	0	0	19	22	89.83
			PURULIA Average														87.97
19182	PATNA	W.BENGAL	W. MEDINAPUR	041	MATHEMATICS	29	29	0	0	0	0	1	1	12	7	8	75.83
19182	PATNA	W.BENGAL	W. MEDINAPUR	042	PHYSICS	41	41	0	0	0	0	0	3	14	19	5	76.34
19182	PATNA	W.BENGAL	W. MEDINAPUR	043	CHEMISTRY	41	41	0	0	0	0	0	1	11	21	8	79.29
19182	PATNA	W.BENGAL	W. MEDINAPUR	044	BIOLOGY	18	18	0	0	0	0	0	0	2	7	9	87.22
19182	PATNA	W.BENGAL	W. MEDINAPUR	105	BENGALI	11	11	0	0	0	0	0	0	4	4	3	80.64
19182	PATNA	W.BENGAL	W. MEDINAPUR	283	COMPUTER SCIENCE	21	21	0	0	0	0	0	0	3	15	3	82.05
19182	PATNA	W.BENGAL	W. MEDINAPUR	301	ENGLISH CORE	41	41	0	0	0	0	0	0	6	30	5	82.05
19182	PATNA	W.BENGAL	W. MEDINAPUR	302	HINDI CORE	3	3	0	0	0	0	0	0	2	1	0	72.33
			W. MEDINAPUR Average														79.47
19185	PATNA	W.BENGAL	DAKSHIN DINAJP	041	MATHEMATICS	13	13	0	0	0	0	0	1	2	8	2	83.38
19185	PATNA	W.BENGAL	DAKSHIN DINAJP	042	PHYSICS	32	32	0	0	0	0	0	3	15	8	6	75.22
19185	PATNA	W.BENGAL	DAKSHIN DINAJP	043	CHEMISTRY	32	32	0	0	0	0	0	3	9	11	9	79.28
19185	PATNA	W.BENGAL	DAKSHIN DINAJP	044	BIOLOGY	19	19	0	0	0	0	0	1	6	6	6	80.47
19185	PATNA	W.BENGAL	DAKSHIN DINAJP	105	BENGALI	31	31	0	0	0	0	0	1	8	14	8	81.61
19185	PATNA	W.BENGAL	DAKSHIN DINAJP	301	ENGLISH CORE	32	32	0	0	0	0	0	0	4	24	4	82.63
19185	PATNA	W.BENGAL	DAKSHIN DINAJP	302	HINDI CORE	1	1	0	0	0	0	0	0	1	0	0	65.00
			DAKSHIN DINAJP Average														78.23
19186	PATNA	W.BENGAL	NADIA	027	HISTORY	15	15	0	0	0	0	0	0	9	5	1	74.13
19186	PATNA	W.BENGAL	NADIA	029	GEOGRAPHY	15	15	0	0	0	0	0	0	1	11	3	82.87
19186	PATNA	W.BENGAL	NADIA	030	ECONOMICS	15	15	0	0	0	0	0	1	5	7	2	76.47
19186	PATNA	W.BENGAL	NADIA	041	MATHEMATICS	16	16	0	0	0	0	1	2	5	5	3	75.13
19186	PATNA	W.BENGAL	NADIA	042	PHYSICS	29	29	0	0	0	0	0	0	12	8	9	80.86
19186	PATNA	W.BENGAL	NADIA	043	CHEMISTRY	29	29	0	0	0	0	0	0	12	9	8	79.48
19186	PATNA	W.BENGAL	NADIA	044	BIOLOGY	27	27	0	0	0	0	0	0	3	8	16	87.63
19186	PATNA	W.BENGAL	NADIA	105	BENGALI	15	15	0	0	0	0	0	0	3	11	1	79.73
19186	PATNA	W.BENGAL	NADIA	283	COMPUTER SCIENCE	8	8	0	0	0	0	0	0	0	5	3	84.38

SCH CODE	REGION	STATE	JNV	SUB CODE	SUBJ NAME	APPEARED	PASSED	FAILED	ABSENT	L33	e33l40	e40l50	e50l60	e60l75	e75l90	e90a	Subj. Avg
19186	PATNA	W.BENGAL	NADIA	301	ENGLISH CORE	44	44	0	0	0	0	0	1	4	28	11	83.43
19186	PATNA	W.BENGAL	NADIA	302	HINDI CORE	7	7	0	0	0	0	0	0	0	6	1	82.57
			NADIA Average														80.61
19187	PATNA	W.BENGAL	S.24 PARAGANAS	027	HISTORY	29	28	1	0	0	0	3	5	10	8	2	67.28
19187	PATNA	W.BENGAL	S.24 PARAGANAS	029	GEOGRAPHY	29	29	0	0	0	0	0	0	9	14	6	78.59
19187	PATNA	W.BENGAL	S.24 PARAGANAS	030	ECONOMICS	29	29	0	0	0	0	5	3	9	7	5	71.34
19187	PATNA	W.BENGAL	S.24 PARAGANAS	041	MATHEMATICS	9	9	0	0	0	0	1	0	0	3	5	84.56
19187	PATNA	W.BENGAL	S.24 PARAGANAS	042	PHYSICS	30	30	0	0	0	0	0	0	3	15	12	84.30
19187	PATNA	W.BENGAL	S.24 PARAGANAS	043	CHEMISTRY	30	30	0	0	0	0	0	0	1	16	13	88.70
19187	PATNA	W.BENGAL	S.24 PARAGANAS	044	BIOLOGY	21	21	0	0	0	0	0	0	0	4	17	92.10
19187	PATNA	W.BENGAL	S.24 PARAGANAS	105	BENGALI	41	41	0	0	0	0	0	3	3	15	20	85.02
19187	PATNA	W.BENGAL	S.24 PARAGANAS	301	ENGLISH CORE	59	59	0	0	0	0	0	1	11	22	25	83.98
19187	PATNA	W.BENGAL	S.24 PARAGANAS	302	HINDI CORE	18	18	0	0	0	0	0	2	4	6	6	77.50
			S.24 PARAGANAS Average														81.34
69012	PATNA	BIHAR	W. CHAMPARAN	041	MATHEMATICS	24	24	0	0	0	0	3	3	8	2	8	73.63
69012	PATNA	BIHAR	W. CHAMPARAN	042	PHYSICS	43	43	0	0	0	0	1	4	12	17	9	76.88
69012	PATNA	BIHAR	W. CHAMPARAN	043	CHEMISTRY	43	43	0	0	0	0	0	11	10	13	9	74.93
69012	PATNA	BIHAR	W. CHAMPARAN	044	BIOLOGY	19	19	0	0	0	0	0	2	1	7	9	85.37
69012	PATNA	BIHAR	W. CHAMPARAN	048	PHYSICAL EDUCATION	43	43	0	0	0	0	0	0	9	16	18	84.49
69012	PATNA	BIHAR	W. CHAMPARAN	301	ENGLISH CORE	43	43	0	0	0	0	0	0	3	24	16	85.79
69012	PATNA	BIHAR	W. CHAMPARAN	302	HINDI CORE	43	43	0	0	0	0	0	0	10	14	19	83.49
			W. CHAMPARAN Average														80.65
69013	PATNA	BIHAR	GAYA - I	041	MATHEMATICS	18	18	0	0	0	0	1	1	6	9	1	74.67
69013	PATNA	BIHAR	GAYA - I	042	PHYSICS	26	26	0	0	0	0	0	1	3	14	8	83.54
69013	PATNA	BIHAR	GAYA - I	043	CHEMISTRY	26	26	0	0	0	0	0	1	7	9	9	81.31
69013	PATNA	BIHAR	GAYA - I	044	BIOLOGY	8	8	0	0	0	0	0	0	0	2	6	90.88
69013	PATNA	BIHAR	GAYA - I	048	PHYSICAL EDUCATION	17	17	0	0	0	0	0	3	12	2	0	66.41
69013	PATNA	BIHAR	GAYA - I	049	PAINTING	9	9	0	0	0	0	0	0	0	2	7	91.89
69013	PATNA	BIHAR	GAYA - I	283	COMPUTER SCIENCE	14	14	0	0	0	0	0	0	1	8	5	85.36
69013	PATNA	BIHAR	GAYA - I	301	ENGLISH CORE	26	26	0	0	0	0	0	0	5	14	7	82.73
69013	PATNA	BIHAR	GAYA - I	302	HINDI CORE	12	12	0	0	0	0	0	1	1	3	7	84.67
			GAYA - I Average														82.38
69014	PATNA	BIHAR	BHOJPUR	030	ECONOMICS	23	22	1	2	0	0	8	7	4	3	0	57.13
69014	PATNA	BIHAR	BHOJPUR	041	MATHEMATICS	22	22	0	0	0	0	1	8	7	3	3	68.77
69014	PATNA	BIHAR	BHOJPUR	042	PHYSICS	28	28	0	0	0	0	0	1	4	17	6	80.75
69014	PATNA	BIHAR	BHOJPUR	043	CHEMISTRY	28	28	0	0	0	0	0	1	8	12	7	80.57
69014	PATNA	BIHAR	BHOJPUR	044	BIOLOGY	7	7	0	0	0	0	0	0	3	4	0	76.57
69014	PATNA	BIHAR	BHOJPUR	048	PHYSICAL EDUCATION	51	51	0	2	0	0	0	0	9	39	3	80.25
69014	PATNA	BIHAR	BHOJPUR	054	BUSINESS STUDIES	23	23	0	2	0	0	0	1	15	7	0	69.78
69014	PATNA	BIHAR	BHOJPUR	055	ACCOUNTANCY	23	22	1	2	0	4	4	7	4	3	0	54.04
69014	PATNA	BIHAR	BHOJPUR	283	COMPUTER SCIENCE	8	8	0	0	0	0	0	0	0	4	4	88.25
69014	PATNA	BIHAR	BHOJPUR	301	ENGLISH CORE	51	51	0	2	0	0	0	2	10	32	7	80.35
69014	PATNA	BIHAR	BHOJPUR	302	HINDI CORE	42	42	0	2	0	0	0	2	17	20	3	75.55
			BHOJPUR Average														73.82
69015	PATNA	BIHAR	SAMASTIPUR	027	HISTORY	38	38	0	0	0	0	0	3	10	13	12	80.47
69015	PATNA	BIHAR	SAMASTIPUR	029	GEOGRAPHY	38	38	0	0	0	0	0	0	1	9	28	91.16
69015	PATNA	BIHAR	SAMASTIPUR	030	ECONOMICS	38	38	0	0	0	0	0	0	3	6	29	92.05
69015	PATNA	BIHAR	SAMASTIPUR	034	HIND MUSIC.VOCAL	21	21	0	0	0	0	0	0	0	0	21	98.86
69015	PATNA	BIHAR	SAMASTIPUR	041	MATHEMATICS	20	20	0	0	0	0	0	6	10	3	1	66.10
69015	PATNA	BIHAR	SAMASTIPUR	042	PHYSICS	35	35	0	0	0	0	0	0	12	11	12	81.77
69015	PATNA	BIHAR	SAMASTIPUR	043	CHEMISTRY	35	35	0	0	0	0	0	0	5	16	14	84.17

SCH CODE	REGION	STATE	JNV	SUB CODE	SUBJ NAME	APPEARED	PASSED	FAILED	ABSENT	L33	e33l40	e40l50	e50l60	e60l75	e75l90	e90a	Subj. Avg
69015	PATNA	BIHAR	SAMASTIPUR	044	BIOLOGY	17	17	0	0	0	0	0	0	0	3	14	94.00
69015	PATNA	BIHAR	SAMASTIPUR	045	BIOTECHNOLOGY	16	16	0	0	0	0	0	0	0	5	11	91.13
69015	PATNA	BIHAR	SAMASTIPUR	048	PHYSICAL EDUCATION	1	1	0	0	0	0	0	0	0	1	0	84.00
69015	PATNA	BIHAR	SAMASTIPUR	049	PAINTING	50	50	0	0	0	0	0	0	0	8	42	94.22
69015	PATNA	BIHAR	SAMASTIPUR	283	COMPUTER SCIENCE	9	9	0	0	0	0	0	0	0	2	7	90.67
69015	PATNA	BIHAR	SAMASTIPUR	301	ENGLISH CORE	73	73	0	0	0	0	1	4	19	32	17	79.40
69015	PATNA	BIHAR	SAMASTIPUR	302	HINDI CORE	46	46	0	0	0	0	0	0	1	23	22	88.87
			SAMASTIPUR Average														86.92
69016	PATNA	BIHAR	BEGUSARAI	027	HISTORY	34	34	0	0	0	0	0	0	7	18	9	81.94
69016	PATNA	BIHAR	BEGUSARAI	029	GEOGRAPHY	34	34	0	0	0	0	0	0	5	24	5	82.29
69016	PATNA	BIHAR	BEGUSARAI	030	ECONOMICS	34	34	0	0	0	0	4	4	13	13	0	68.32
69016	PATNA	BIHAR	BEGUSARAI	041	MATHEMATICS	27	27	0	0	0	0	0	1	12	9	5	77.11
69016	PATNA	BIHAR	BEGUSARAI	042	PHYSICS	39	39	0	0	0	0	0	2	15	16	6	77.44
69016	PATNA	BIHAR	BEGUSARAI	043	CHEMISTRY	39	39	0	0	0	0	0	4	15	10	10	77.23
69016	PATNA	BIHAR	BEGUSARAI	044	BIOLOGY	15	15	0	0	0	0	0	2	6	4	3	75.93
69016	PATNA	BIHAR	BEGUSARAI	301	ENGLISH CORE	73	73	0	0	0	0	1	3	16	44	9	79.59
69016	PATNA	BIHAR	BEGUSARAI	302	HINDI CORE	70	70	0	0	0	0	0	1	21	36	12	80.19
			BEGUSARAI Average														77.78
69017	PATNA	BIHAR	SHEIKHPURA	030	ECONOMICS	27	27	0	0	0	0	0	10	10	5	2	66.93
69017	PATNA	BIHAR	SHEIKHPURA	034	HIND MUSIC.VOCAL	9	9	0	0	0	0	0	0	0	9	0	86.33
69017	PATNA	BIHAR	SHEIKHPURA	041	MATHEMATICS	15	15	0	0	0	0	0	0	8	6	1	74.20
69017	PATNA	BIHAR	SHEIKHPURA	042	PHYSICS	23	23	0	0	0	0	0	1	9	9	4	78.04
69017	PATNA	BIHAR	SHEIKHPURA	043	CHEMISTRY	23	23	0	0	0	0	0	0	3	10	10	85.91
69017	PATNA	BIHAR	SHEIKHPURA	044	BIOLOGY	14	14	0	0	0	0	0	0	2	7	5	82.71
69017	PATNA	BIHAR	SHEIKHPURA	048	PHYSICAL EDUCATION	37	37	0	0	0	0	0	0	8	18	11	81.51
69017	PATNA	BIHAR	SHEIKHPURA	049	PAINTING	4	4	0	0	0	0	0	0	0	1	3	92.25
69017	PATNA	BIHAR	SHEIKHPURA	054	BUSINESS STUDIES	27	27	0	0	0	0	0	0	15	10	2	74.67
69017	PATNA	BIHAR	SHEIKHPURA	055	ACCOUNTANCY	27	27	0	0	0	0	0	4	18	5	0	66.30
69017	PATNA	BIHAR	SHEIKHPURA	283	COMPUTER SCIENCE	7	7	0	0	0	0	0	0	2	5	0	75.57
69017	PATNA	BIHAR	SHEIKHPURA	301	ENGLISH CORE	50	50	0	0	0	0	1	1	18	20	10	76.96
69017	PATNA	BIHAR	SHEIKHPURA	302	HINDI CORE	37	37	0	0	0	0	0	1	11	16	9	79.92
			SHEIKHPURA Average														78.56
69019	PATNA	BIHAR	DARBHANGA	027	HISTORY	25	25	0	0	0	0	0	0	6	12	7	80.68
69019	PATNA	BIHAR	DARBHANGA	029	GEOGRAPHY	25	25	0	0	0	0	0	0	1	16	8	85.88
69019	PATNA	BIHAR	DARBHANGA	030	ECONOMICS	25	25	0	0	0	0	0	0	2	14	9	85.56
69019	PATNA	BIHAR	DARBHANGA	034	HIND MUSIC.VOCAL	26	26	0	0	0	0	0	0	0	0	26	97.04
69019	PATNA	BIHAR	DARBHANGA	041	MATHEMATICS	18	18	0	0	0	0	1	2	11	3	1	69.06
69019	PATNA	BIHAR	DARBHANGA	042	PHYSICS	33	33	0	0	0	0	2	4	10	12	5	73.58
69019	PATNA	BIHAR	DARBHANGA	043	CHEMISTRY	33	33	0	0	0	0	1	3	5	11	13	82.18
69019	PATNA	BIHAR	DARBHANGA	044	BIOLOGY	15	15	0	0	0	0	1	1	4	4	5	77.07
69019	PATNA	BIHAR	DARBHANGA	049	PAINTING	21	21	0	0	0	0	0	0	0	12	9	90.71
69019	PATNA	BIHAR	DARBHANGA	301	ENGLISH CORE	58	58	0	0	0	0	0	8	32	17	1	69.48
69019	PATNA	BIHAR	DARBHANGA	302	HINDI CORE	58	58	0	0	0	0	0	0	11	28	19	83.40
			DARBHANGA Average														81.33
69020	PATNA	BIHAR	BANKA	034	HIND MUSIC.VOCAL	43	43	0	0	0	0	0	0	3	36	3	82.02
69020	PATNA	BIHAR	BANKA	041	MATHEMATICS	33	33	0	0	0	0	4	8	8	11	2	68.30
69020	PATNA	BIHAR	BANKA	042	PHYSICS	46	46	0	0	0	0	0	7	14	12	12	75.59
69020	PATNA	BIHAR	BANKA	043	CHEMISTRY	46	46	0	0	0	0	0	1	20	13	11	77.59
69020	PATNA	BIHAR	BANKA	044	BIOLOGY	13	13	0	0	0	0	0	1	2	3	6	78.46
69020	PATNA	BIHAR	BANKA	301	ENGLISH CORE	46	46	0	0	0	0	0	3	15	22	5	75.11
69020	PATNA	BIHAR	BANKA	302	HINDI CORE	46	46	0	0	0	0	0	0	14	21	10	78.20

SCH CODE	REGION	STATE	JNV	SUB CODE	SUBJ NAME	APPEARED	PASSED	FAILED	ABSENT	L33	e33l40	e40l50	e50l60	e60l75	e75l90	e90a	Subj. Avg
			BANKA Average														76.47
69021	PATNA	BIHAR	PATNA	041	MATHEMATICS	24	24	0	0	0	0	0	2	6	13	3	77.88
69021	PATNA	BIHAR	PATNA	042	PHYSICS	31	31	0	0	0	0	0	0	9	13	9	81.19
69021	PATNA	BIHAR	PATNA	043	CHEMISTRY	31	31	0	0	0	0	1	1	11	12	6	78.81
69021	PATNA	BIHAR	PATNA	044	BIOLOGY	7	7	0	0	0	0	0	0	1	3	3	84.71
69021	PATNA	BIHAR	PATNA	048	PHYSICAL EDUCATION	50	50	0	0	0	0	0	3	6	12	29	86.62
69021	PATNA	BIHAR	PATNA	301	ENGLISH CORE	50	50	0	0	0	0	5	5	14	25	1	71.04
69021	PATNA	BIHAR	PATNA	302	HINDI CORE	49	49	0	0	0	0	0	2	9	27	11	81.41
69021	PATNA	BIHAR	PATNA	809	FOOD PRODUCTION	19	19	0	0	0	0	0	0	6	10	3	78.68
69021	PATNA	BIHAR	PATNA	810	FRONT OFFICE OPERA	19	19	0	0	0	0	0	1	6	10	2	77.11
			PATNA Average														79.72
69022	PATNA	BIHAR	SUPAUL	041	MATHEMATICS	8	8	0	0	0	0	0	0	3	2	3	79.63
69022	PATNA	BIHAR	SUPAUL	042	PHYSICS	21	21	0	0	0	0	0	1	4	8	8	82.86
69022	PATNA	BIHAR	SUPAUL	043	CHEMISTRY	21	21	0	0	0	0	0	0	4	4	13	87.57
69022	PATNA	BIHAR	SUPAUL	044	BIOLOGY	14	14	0	0	0	0	0	0	0	1	13	93.79
69022	PATNA	BIHAR	SUPAUL	301	ENGLISH CORE	21	21	0	0	0	0	0	0	1	12	8	86.10
69022	PATNA	BIHAR	SUPAUL	302	HINDI CORE	20	20	0	0	0	0	0	0	2	8	10	87.85
			SUPAUL Average														86.30
69025	PATNA	BIHAR	NAWADA	041	MATHEMATICS	12	12	0	1	0	0	0	1	4	6	1	74.75
69025	PATNA	BIHAR	NAWADA	042	PHYSICS	14	14	0	1	0	0	0	1	2	8	3	81.43
69025	PATNA	BIHAR	NAWADA	043	CHEMISTRY	14	14	0	1	0	0	0	0	2	8	4	82.21
69025	PATNA	BIHAR	NAWADA	044	BIOLOGY	2	2	0	0	0	0	0	0	1	0	1	82.50
69025	PATNA	BIHAR	NAWADA	301	ENGLISH CORE	14	14	0	1	0	0	0	0	2	6	6	85.57
69025	PATNA	BIHAR	NAWADA	302	HINDI CORE	14	14	0	1	0	0	0	0	1	11	2	84.14
			NAWADA Average														81.77
69026	PATNA	BIHAR	NALANDA	041	MATHEMATICS	17	17	0	0	0	0	0	4	3	8	2	74.41
69026	PATNA	BIHAR	NALANDA	042	PHYSICS	31	31	0	0	0	0	0	0	4	14	13	85.48
69026	PATNA	BIHAR	NALANDA	043	CHEMISTRY	31	31	0	0	0	0	0	0	5	8	18	87.32
69026	PATNA	BIHAR	NALANDA	044	BIOLOGY	14	14	0	0	0	0	0	0	2	2	10	88.71
69026	PATNA	BIHAR	NALANDA	048	PHYSICAL EDUCATION	31	31	0	0	0	0	0	0	9	18	4	78.90
69026	PATNA	BIHAR	NALANDA	301	ENGLISH CORE	31	31	0	0	0	0	0	0	5	17	9	83.77
69026	PATNA	BIHAR	NALANDA	302	HINDI CORE	31	31	0	0	0	0	0	0	1	16	14	86.45
			NALANDA Average														83.58
69027	PATNA	BIHAR	MUZAFFARPUR	030	ECONOMICS	36	34	2	0	0	0	7	5	13	6	3	64.22
69027	PATNA	BIHAR	MUZAFFARPUR	041	MATHEMATICS	35	34	1	0	0	0	4	0	14	13	3	71.14
69027	PATNA	BIHAR	MUZAFFARPUR	042	PHYSICS	30	30	0	0	0	0	1	6	9	10	4	71.20
69027	PATNA	BIHAR	MUZAFFARPUR	043	CHEMISTRY	30	30	0	0	0	0	1	3	7	12	6	76.97
69027	PATNA	BIHAR	MUZAFFARPUR	044	BIOLOGY	10	10	0	0	0	0	0	1	2	2	5	82.90
69027	PATNA	BIHAR	MUZAFFARPUR	049	PAINTING	59	59	0	0	0	0	0	0	0	6	53	94.20
69027	PATNA	BIHAR	MUZAFFARPUR	054	BUSINESS STUDIES	36	36	0	0	0	0	0	2	12	18	4	77.47
69027	PATNA	BIHAR	MUZAFFARPUR	055	ACCOUNTANCY	36	34	2	0	0	2	5	7	8	4	8	65.61
69027	PATNA	BIHAR	MUZAFFARPUR	265	INFORMATICS PRAC.	26	26	0	0	0	0	0	0	5	13	8	83.23
69027	PATNA	BIHAR	MUZAFFARPUR	301	ENGLISH CORE	66	66	0	0	0	0	0	1	14	41	10	80.36
69027	PATNA	BIHAR	MUZAFFARPUR	302	HINDI CORE	28	28	0	0	0	0	0	0	9	15	4	79.11
			MUZAFFARPUR Average														76.95
69028	PATNA	BIHAR	KATIHAR	027	HISTORY	37	37	0	1	0	0	1	1	10	9	16	81.57
69028	PATNA	BIHAR	KATIHAR	029	GEOGRAPHY	37	37	0	1	0	0	0	0	6	18	13	83.76
69028	PATNA	BIHAR	KATIHAR	030	ECONOMICS	37	37	0	1	0	0	2	0	13	15	7	77.30
69028	PATNA	BIHAR	KATIHAR	034	HIND MUSIC.VOCAL	30	30	0	0	0	0	0	0	0	7	23	92.50
69028	PATNA	BIHAR	KATIHAR	041	MATHEMATICS	18	18	0	0	0	0	1	1	8	7	1	72.44
69028	PATNA	BIHAR	KATIHAR	042	PHYSICS	30	30	0	0	0	0	0	4	13	9	4	74.10

SCH CODE	REGION	STATE	JNV	SUB CODE	SUBJ NAME	APPEARED	PASSED	FAILED	ABSENT	L33	e33l40	e40l50	e50l60	e60l75	e75l90	e90a	Subj. Avg
69028	PATNA	BIHAR	KATIHAR	043	CHEMISTRY	30	30	0	0	0	0	0	4	11	12	3	73.60
69028	PATNA	BIHAR	KATIHAR	044	BIOLOGY	13	13	0	0	0	0	0	0	0	4	9	92.46
69028	PATNA	BIHAR	KATIHAR	049	PAINTING	10	10	0	0	0	0	0	0	0	2	8	93.50
69028	PATNA	BIHAR	KATIHAR	283	COMPUTER SCIENCE	23	23	0	0	0	0	0	0	0	12	11	87.52
69028	PATNA	BIHAR	KATIHAR	301	ENGLISH CORE	67	67	0	1	0	0	0	2	19	36	10	79.45
69028	PATNA	BIHAR	KATIHAR	302	HINDI CORE	43	43	0	1	0	0	0	1	8	20	14	83.40
			KATIHAR Average														82.63
69030	PATNA	BIHAR	PURNEA	030	ECONOMICS	37	37	0	0	0	0	0	0	7	24	6	82.32
69030	PATNA	BIHAR	PURNEA	041	MATHEMATICS	16	16	0	0	0	0	0	0	9	4	3	76.50
69030	PATNA	BIHAR	PURNEA	042	PHYSICS	27	27	0	0	0	0	0	3	8	12	4	77.00
69030	PATNA	BIHAR	PURNEA	043	CHEMISTRY	27	27	0	0	0	0	0	1	7	8	11	82.26
69030	PATNA	BIHAR	PURNEA	044	BIOLOGY	17	17	0	0	0	0	0	1	2	4	10	86.18
69030	PATNA	BIHAR	PURNEA	048	PHYSICAL EDUCATION	1	1	0	0	0	0	0	1	0	0	0	54.00
69030	PATNA	BIHAR	PURNEA	049	PAINTING	63	63	0	0	0	0	0	0	0	0	63	97.06
69030	PATNA	BIHAR	PURNEA	054	BUSINESS STUDIES	37	37	0	0	0	0	0	0	1	25	11	86.70
69030	PATNA	BIHAR	PURNEA	055	ACCOUNTANCY	37	37	0	0	0	0	4	9	12	7	5	67.05
69030	PATNA	BIHAR	PURNEA	301	ENGLISH CORE	64	64	0	0	0	0	0	1	5	28	30	86.22
69030	PATNA	BIHAR	PURNEA	302	HINDI CORE	56	56	0	0	0	0	0	0	2	26	28	87.95
			PURNEA Average														80.29
69031	PATNA	BIHAR	MADHUBANI	034	HIND MUSIC.VOCAL	3	3	0	0	0	0	0	0	0	0	3	94.33
69031	PATNA	BIHAR	MADHUBANI	041	MATHEMATICS	10	10	0	0	0	0	1	2	2	3	2	71.40
69031	PATNA	BIHAR	MADHUBANI	042	PHYSICS	20	20	0	0	0	0	0	4	10	3	3	71.55
69031	PATNA	BIHAR	MADHUBANI	043	CHEMISTRY	20	20	0	0	0	0	0	5	6	5	4	72.35
69031	PATNA	BIHAR	MADHUBANI	044	BIOLOGY	10	10	0	0	0	0	0	1	4	3	2	75.40
69031	PATNA	BIHAR	MADHUBANI	049	PAINTING	10	10	0	0	0	0	0	0	0	0	10	94.00
69031	PATNA	BIHAR	MADHUBANI	301	ENGLISH CORE	20	20	0	0	0	0	0	1	2	16	1	81.45
69031	PATNA	BIHAR	MADHUBANI	302	HINDI CORE	20	20	0	0	0	0	0	0	1	16	3	81.55
			MADHUBANI Average														80.25
69033	PATNA	BIHAR	AURANGABAD	041	MATHEMATICS	22	22	0	0	0	0	0	1	11	7	3	75.00
69033	PATNA	BIHAR	AURANGABAD	042	PHYSICS	37	37	0	0	0	0	0	1	8	14	14	83.16
69033	PATNA	BIHAR	AURANGABAD	043	CHEMISTRY	37	37	0	0	0	0	0	1	4	17	15	85.30
69033	PATNA	BIHAR	AURANGABAD	044	BIOLOGY	15	15	0	0	0	0	0	0	2	8	5	86.53
69033	PATNA	BIHAR	AURANGABAD	283	COMPUTER SCIENCE	18	18	0	0	0	0	0	0	0	9	9	88.17
69033	PATNA	BIHAR	AURANGABAD	301	ENGLISH CORE	37	37	0	0	0	0	0	1	7	27	2	79.03
69033	PATNA	BIHAR	AURANGABAD	302	HINDI CORE	19	19	0	0	0	0	0	0	5	10	4	80.53
			AURANGABAD Average														82.53
69035	PATNA	BIHAR	VAISHALI	027	HISTORY	35	35	0	0	0	0	0	0	6	13	16	85.23
69035	PATNA	BIHAR	VAISHALI	029	GEOGRAPHY	35	35	0	0	0	0	0	0	1	22	12	86.86
69035	PATNA	BIHAR	VAISHALI	030	ECONOMICS	35	35	0	0	0	0	0	0	10	16	9	81.97
69035	PATNA	BIHAR	VAISHALI	034	HIND MUSIC.VOCAL	64	64	0	0	0	0	0	0	0	43	21	88.38
69035	PATNA	BIHAR	VAISHALI	041	MATHEMATICS	30	30	0	0	0	0	0	2	12	12	4	74.97
69035	PATNA	BIHAR	VAISHALI	042	PHYSICS	35	35	0	0	0	0	0	0	9	20	6	80.17
69035	PATNA	BIHAR	VAISHALI	043	CHEMISTRY	35	35	0	0	0	0	0	0	6	18	11	84.09
69035	PATNA	BIHAR	VAISHALI	044	BIOLOGY	9	9	0	0	0	0	0	0	0	2	7	91.89
69035	PATNA	BIHAR	VAISHALI	048	PHYSICAL EDUCATION	3	3	0	0	0	0	0	0	1	2	0	79.67
69035	PATNA	BIHAR	VAISHALI	049	PAINTING	5	5	0	0	0	0	0	0	0	0	5	95.00
69035	PATNA	BIHAR	VAISHALI	083	COMPUTER SCIENCE	27	27	0	0	0	0	0	0	0	16	11	88.00
69035	PATNA	BIHAR	VAISHALI	301	ENGLISH CORE	70	70	0	0	0	0	0	5	16	44	5	77.09
69035	PATNA	BIHAR	VAISHALI	302	HINDI CORE	36	36	0	0	0	0	0	0	3	23	10	85.47
			VAISHALI Average														84.52
69038	PATNA	BIHAR	SIWAN	041	MATHEMATICS	22	22	0	0	0	0	0	1	8	6	7	78.82

SCH CODE	REGION	STATE	JNV	SUB CODE	SUBJ NAME	APPEARED	PASSED	FAILED	ABSENT	L33	e33l40	e40l50	e50l60	e60l75	e75l90	e90a	Subj. Avg
69038	PATNA	BIHAR	SIWAN	042	PHYSICS	27	27	0	0	0	0	0	0	5	12	10	83.56
69038	PATNA	BIHAR	SIWAN	043	CHEMISTRY	27	27	0	0	0	0	0	0	2	13	12	86.67
69038	PATNA	BIHAR	SIWAN	044	BIOLOGY	5	5	0	0	0	0	0	0	0	0	5	94.40
69038	PATNA	BIHAR	SIWAN	301	ENGLISH CORE	27	27	0	0	0	0	0	0	1	18	8	85.48
69038	PATNA	BIHAR	SIWAN	302	HINDI CORE	27	27	0	0	0	0	0	0	1	14	12	86.07
			SIWAN Average														85.83
69039	PATNA	BIHAR	SARAN	030	ECONOMICS	19	19	0	0	0	0	6	3	3	7	0	62.89
69039	PATNA	BIHAR	SARAN	041	MATHEMATICS	23	23	0	0	0	0	1	7	5	7	3	70.83
69039	PATNA	BIHAR	SARAN	042	PHYSICS	40	40	0	0	0	0	0	2	17	13	8	78.05
69039	PATNA	BIHAR	SARAN	043	CHEMISTRY	40	40	0	0	0	0	0	4	12	14	10	77.98
69039	PATNA	BIHAR	SARAN	044	BIOLOGY	17	17	0	0	0	0	0	0	2	8	7	86.18
69039	PATNA	BIHAR	SARAN	049	PAINTING	59	59	0	0	0	0	0	0	0	17	42	91.25
69039	PATNA	BIHAR	SARAN	054	BUSINESS STUDIES	19	19	0	0	0	0	0	1	7	10	1	74.42
69039	PATNA	BIHAR	SARAN	055	ACCOUNTANCY	19	19	0	0	0	1	1	6	5	5	1	64.63
69039	PATNA	BIHAR	SARAN	301	ENGLISH CORE	59	59	0	0	0	0	0	2	23	27	7	75.97
69039	PATNA	BIHAR	SARAN	302	HINDI CORE	59	59	0	0	0	0	0	1	9	35	14	81.56
			SARAN Average														76.38
69041	PATNA	BIHAR	SITAMARHI	041	MATHEMATICS	32	31	1	0	0	0	5	4	12	8	2	65.56
69041	PATNA	BIHAR	SITAMARHI	042	PHYSICS	39	38	1	0	0	0	0	3	14	15	6	75.28
69041	PATNA	BIHAR	SITAMARHI	043	CHEMISTRY	39	38	1	0	0	0	0	2	12	17	7	77.18
69041	PATNA	BIHAR	SITAMARHI	044	BIOLOGY	7	7	0	0	0	0	0	0	2	4	1	80.86
69041	PATNA	BIHAR	SITAMARHI	048	PHYSICAL EDUCATION	33	33	0	0	0	0	0	1	10	22	0	77.79
69041	PATNA	BIHAR	SITAMARHI	083	COMPUTER SCIENCE	13	13	0	0	0	0	0	0	1	10	2	82.62
69041	PATNA	BIHAR	SITAMARHI	301	ENGLISH CORE	39	39	0	0	0	0	1	0	4	29	5	80.95
69041	PATNA	BIHAR	SITAMARHI	302	HINDI CORE	26	26	0	0	0	0	1	0	5	18	2	78.38
			SITAMARHI Average														77.33
69042	PATNA	BIHAR	GOPALGANJ	041	MATHEMATICS	12	12	0	0	0	0	1	0	8	3	0	68.42
69042	PATNA	BIHAR	GOPALGANJ	042	PHYSICS	31	30	1	0	0	0	1	10	11	6	2	66.74
69042	PATNA	BIHAR	GOPALGANJ	043	CHEMISTRY	31	31	0	0	0	0	1	8	11	6	5	70.26
69042	PATNA	BIHAR	GOPALGANJ	044	BIOLOGY	19	18	1	0	0	0	0	1	4	7	6	78.32
69042	PATNA	BIHAR	GOPALGANJ	048	PHYSICAL EDUCATION	7	7	0	0	0	0	0	0	1	4	2	83.86
69042	PATNA	BIHAR	GOPALGANJ	049	PAINTING	20	20	0	0	0	0	0	0	1	12	7	83.50
69042	PATNA	BIHAR	GOPALGANJ	301	ENGLISH CORE	31	31	0	0	0	0	0	1	5	9	16	85.06
69042	PATNA	BIHAR	GOPALGANJ	302	HINDI CORE	31	31	0	0	0	0	0	0	7	18	6	80.55
			GOPALGANJ Average														77.09
69044	PATNA	BIHAR	KAIMUR	002	HINDI ELECTIVE	38	38	0	0	0	0	0	1	6	23	8	82.11
69044	PATNA	BIHAR	KAIMUR	027	HISTORY	23	23	0	0	0	0	0	0	2	12	9	86.96
69044	PATNA	BIHAR	KAIMUR	029	GEOGRAPHY	23	23	0	0	0	0	0	0	4	15	4	81.35
69044	PATNA	BIHAR	KAIMUR	030	ECONOMICS	23	23	0	0	0	0	0	6	6	11	0	69.83
69044	PATNA	BIHAR	KAIMUR	041	MATHEMATICS	22	22	0	0	0	0	0	0	7	9	6	80.64
69044	PATNA	BIHAR	KAIMUR	042	PHYSICS	37	37	0	0	0	0	0	0	12	12	13	81.22
69044	PATNA	BIHAR	KAIMUR	043	CHEMISTRY	37	37	0	0	0	0	0	3	11	14	9	78.14
69044	PATNA	BIHAR	KAIMUR	044	BIOLOGY	15	15	0	0	0	0	0	0	0	0	15	95.07
69044	PATNA	BIHAR	KAIMUR	048	PHYSICAL EDUCATION	51	50	1	0	0	0	0	2	18	26	4	77.08
69044	PATNA	BIHAR	KAIMUR	049	PAINTING	9	9	0	0	0	0	0	0	0	2	7	91.78
69044	PATNA	BIHAR	KAIMUR	283	COMPUTER SCIENCE	22	22	0	0	0	0	0	0	4	9	9	85.68
69044	PATNA	BIHAR	KAIMUR	301	ENGLISH CORE	60	59	1	0	0	0	3	4	12	30	10	76.47
			KAIMUR Average														82.19
69046	PATNA	BIHAR	BUXAR	027	HISTORY	42	42	0	0	0	0	0	1	15	17	9	79.31
69046	PATNA	BIHAR	BUXAR	029	GEOGRAPHY	42	42	0	0	0	0	0	0	12	25	5	80.07
69046	PATNA	BIHAR	BUXAR	030	ECONOMICS	42	42	0	0	2	0	4	11	10	14	1	65.40

SCH CODE	REGION	STATE	JNV	SUB CODE	SUBJ NAME	APPEARED	PASSED	FAILED	ABSENT	L33	e33l40	e40l50	e50l60	e60l75	e75l90	e90a	Subj. Avg
69046	PATNA	BIHAR	BUXAR	036	HIND.PER INS.	1	1	0	0	0	0	0	0	0	0	1	97.00
69046	PATNA	BIHAR	BUXAR	041	MATHEMATICS	23	23	0	0	0	0	0	2	7	7	7	77.70
69046	PATNA	BIHAR	BUXAR	042	PHYSICS	30	30	0	0	0	0	0	1	3	8	18	87.20
69046	PATNA	BIHAR	BUXAR	043	CHEMISTRY	30	30	0	0	0	0	0	0	2	5	23	91.47
69046	PATNA	BIHAR	BUXAR	044	BIOLOGY	7	7	0	0	0	0	0	0	0	1	6	95.14
69046	PATNA	BIHAR	BUXAR	049	PAINTING	68	68	0	0	0	0	0	0	0	12	56	92.72
69046	PATNA	BIHAR	BUXAR	056	KATHAK - DANCE	2	2	0	0	0	0	0	0	0	0	2	97.50
69046	PATNA	BIHAR	BUXAR	083	COMPUTER SCIENCE	10	10	0	0	0	0	0	0	0	1	9	92.30
69046	PATNA	BIHAR	BUXAR	301	ENGLISH CORE	72	72	0	0	0	0	3	8	19	31	11	75.78
69046	PATNA	BIHAR	BUXAR	302	HINDI CORE	62	62	0	0	0	0	0	0	16	29	17	82.24
			BUXAR Average														85.68
69047	PATNA	BIHAR	SAHARSA	041	MATHEMATICS	16	16	0	0	0	0	1	2	9	2	2	70.00
69047	PATNA	BIHAR	SAHARSA	042	PHYSICS	26	26	0	0	0	0	1	2	12	6	5	74.58
69047	PATNA	BIHAR	SAHARSA	043	CHEMISTRY	26	26	0	0	0	0	0	5	7	12	2	74.96
69047	PATNA	BIHAR	SAHARSA	044	BIOLOGY	10	10	0	0	0	0	0	0	3	3	4	82.40
69047	PATNA	BIHAR	SAHARSA	048	PHYSICAL EDUCATION	49	49	0	0	0	0	0	2	18	25	4	76.00
69047	PATNA	BIHAR	SAHARSA	049	PAINTING	23	23	0	0	0	0	0	0	0	4	19	92.35
69047	PATNA	BIHAR	SAHARSA	054	BUSINESS STUDIES	23	23	0	0	0	0	0	0	5	15	3	81.22
69047	PATNA	BIHAR	SAHARSA	055	ACCOUNTANCY	23	22	1	0	0	2	3	4	11	1	1	57.91
69047	PATNA	BIHAR	SAHARSA	301	ENGLISH CORE	49	49	0	0	0	0	0	2	13	21	13	79.65
69047	PATNA	BIHAR	SAHARSA	302	HINDI CORE	26	26	0	0	0	0	0	0	6	15	5	80.81
69047	PATNA	BIHAR	SAHARSA	805	FINANCIAL MARKETS	23	22	1	0	0	0	0	0	8	12	2	77.70
			SAHARSA Average														77.05
69048	PATNA	BIHAR	ARARIA	041	MATHEMATICS	14	14	0	0	0	1	3	1	5	3	1	65.43
69048	PATNA	BIHAR	ARARIA	042	PHYSICS	32	32	0	0	0	0	0	10	13	6	3	69.13
69048	PATNA	BIHAR	ARARIA	043	CHEMISTRY	32	32	0	0	0	0	1	5	18	5	3	68.63
69048	PATNA	BIHAR	ARARIA	044	BIOLOGY	18	18	0	0	0	0	0	3	6	5	4	75.22
69048	PATNA	BIHAR	ARARIA	048	PHYSICAL EDUCATION	32	32	0	0	0	0	0	0	4	16	12	85.78
69048	PATNA	BIHAR	ARARIA	301	ENGLISH CORE	32	32	0	0	0	0	1	3	18	10	0	69.47
69048	PATNA	BIHAR	ARARIA	302	HINDI CORE	32	32	0	0	0	0	0	0	15	12	5	77.50
			ARARIA Average														73.02
69049	PATNA	BIHAR	MADHEPURA	030	ECONOMICS	39	36	3	0	0	0	2	13	11	8	2	63.97
69049	PATNA	BIHAR	MADHEPURA	041	MATHEMATICS	24	24	0	0	0	0	0	5	9	8	2	70.96
69049	PATNA	BIHAR	MADHEPURA	042	PHYSICS	34	34	0	0	0	0	0	3	10	18	3	75.97
69049	PATNA	BIHAR	MADHEPURA	043	CHEMISTRY	34	34	0	0	0	0	0	1	8	18	7	80.74
69049	PATNA	BIHAR	MADHEPURA	044	BIOLOGY	16	16	0	0	0	0	0	1	8	3	4	76.75
69049	PATNA	BIHAR	MADHEPURA	045	BIOTECHNOLOGY	9	9	0	0	0	0	0	0	1	6	2	83.00
69049	PATNA	BIHAR	MADHEPURA	048	PHYSICAL EDUCATION	73	73	0	0	0	0	0	2	20	41	10	80.03
69049	PATNA	BIHAR	MADHEPURA	054	BUSINESS STUDIES	39	39	0	0	0	0	0	3	17	16	3	73.97
69049	PATNA	BIHAR	MADHEPURA	055	ACCOUNTANCY	39	36	3	0	2	4	0	12	12	5	1	58.54
69049	PATNA	BIHAR	MADHEPURA	083	COMPUTER SCIENCE	3	3	0	0	0	0	0	0	1	2	0	80.67
69049	PATNA	BIHAR	MADHEPURA	283	COMPUTER SCIENCE	15	15	0	0	0	0	0	0	4	7	4	82.20
69049	PATNA	BIHAR	MADHEPURA	301	ENGLISH CORE	73	73	0	0	0	0	1	4	14	31	23	81.55
69049	PATNA	BIHAR	MADHEPURA	302	HINDI CORE	40	40	0	0	0	0	0	1	16	16	7	77.15
			MADHEPURA Average														75.81
69052	PATNA	BIHAR	E. CHAMPARAN	034	HIND MUSIC.VOCAL	26	26	0	0	0	0	0	0	0	11	15	90.96
69052	PATNA	BIHAR	E. CHAMPARAN	041	MATHEMATICS	16	16	0	0	0	1	2	2	8	2	1	62.25
69052	PATNA	BIHAR	E. CHAMPARAN	042	PHYSICS	34	34	0	0	0	0	0	4	15	10	5	73.09
69052	PATNA	BIHAR	E. CHAMPARAN	043	CHEMISTRY	34	34	0	0	0	0	0	0	4	17	13	84.94
69052	PATNA	BIHAR	E. CHAMPARAN	044	BIOLOGY	18	18	0	0	0	0	0	0	0	1	17	94.67
69052	PATNA	BIHAR	E. CHAMPARAN	048	PHYSICAL EDUCATION	3	3	0	0	0	0	0	0	0	2	1	85.00

SCH CODE	REGION	STATE	JNV	SUB CODE	SUBJ NAME	APPEARED	PASSED	FAILED	ABSENT	L33	e33l40	e40l50	e50l60	e60l75	e75l90	e90a	Subj. Avg
69052	PATNA	BIHAR	E. CHAMPARAN	049	PAINTING	5	5	0	0	0	0	0	0	0	0	5	95.20
69052	PATNA	BIHAR	E. CHAMPARAN	301	ENGLISH CORE	34	34	0	0	0	0	0	0	6	27	1	79.03
69052	PATNA	BIHAR	E. CHAMPARAN	302	HINDI CORE	34	34	0	0	0	0	0	0	2	22	10	85.35
			E. CHAMPARAN Average														83.39
69053	PATNA	BIHAR	MUNGER	030	ECONOMICS	17	17	0	0	0	0	0	2	7	6	2	73.12
69053	PATNA	BIHAR	MUNGER	034	HIND MUSIC.VOCAL	30	30	0	0	0	0	0	0	0	16	14	89.43
69053	PATNA	BIHAR	MUNGER	041	MATHEMATICS	25	25	0	0	0	0	0	5	9	9	2	72.32
69053	PATNA	BIHAR	MUNGER	042	PHYSICS	32	31	1	0	0	0	0	7	17	6	1	66.97
69053	PATNA	BIHAR	MUNGER	043	CHEMISTRY	32	31	1	0	0	0	0	2	9	12	8	77.63
69053	PATNA	BIHAR	MUNGER	044	BIOLOGY	7	6	1	0	0	0	0	0	0	5	1	77.57
69053	PATNA	BIHAR	MUNGER	048	PHYSICAL EDUCATION	13	13	0	0	0	0	0	1	7	5	0	72.85
69053	PATNA	BIHAR	MUNGER	054	BUSINESS STUDIES	17	17	0	0	0	0	0	0	10	7	0	73.71
69053	PATNA	BIHAR	MUNGER	055	ACCOUNTANCY	17	17	0	0	1	6	2	5	3	0	0	48.24
69053	PATNA	BIHAR	MUNGER	083	COMPUTER SCIENCE	16	16	0	0	0	0	0	0	2	10	4	82.94
69053	PATNA	BIHAR	MUNGER	301	ENGLISH CORE	49	49	0	0	0	0	0	1	11	34	3	78.39
69053	PATNA	BIHAR	MUNGER	302	HINDI CORE	33	33	0	0	0	0	1	0	14	17	1	75.58
			MUNGER Average														74.06
69054	PATNA	BIHAR	JAMUI	027	HISTORY	22	22	0	0	0	0	0	1	8	9	4	78.14
69054	PATNA	BIHAR	JAMUI	029	GEOGRAPHY	22	22	0	0	0	0	0	0	7	12	3	78.27
69054	PATNA	BIHAR	JAMUI	030	ECONOMICS	22	22	0	0	0	0	0	2	9	7	4	75.50
69054	PATNA	BIHAR	JAMUI	041	MATHEMATICS	13	13	0	0	0	0	1	2	5	4	1	70.54
69054	PATNA	BIHAR	JAMUI	042	PHYSICS	24	24	0	0	0	0	0	1	8	11	4	78.75
69054	PATNA	BIHAR	JAMUI	043	CHEMISTRY	24	24	0	0	0	0	0	1	1	12	10	84.96
69054	PATNA	BIHAR	JAMUI	044	BIOLOGY	11	11	0	0	0	0	0	0	0	2	9	91.64
69054	PATNA	BIHAR	JAMUI	048	PHYSICAL EDUCATION	46	46	0	0	0	0	0	0	17	24	5	78.91
69054	PATNA	BIHAR	JAMUI	301	ENGLISH CORE	46	46	0	0	0	0	1	5	26	13	1	70.33
69054	PATNA	BIHAR	JAMUI	302	HINDI CORE	46	46	0	0	0	0	0	0	13	22	11	80.52
			JAMUI Average														78.76
69057	PATNA	BIHAR	KISHANGANJ	041	MATHEMATICS	14	14	0	0	0	0	1	4	4	3	2	68.57
69057	PATNA	BIHAR	KISHANGANJ	042	PHYSICS	25	25	0	0	0	0	1	6	13	3	2	67.12
69057	PATNA	BIHAR	KISHANGANJ	043	CHEMISTRY	25	25	0	0	0	0	0	4	11	6	4	71.80
69057	PATNA	BIHAR	KISHANGANJ	044	BIOLOGY	11	11	0	0	0	0	0	0	1	7	3	85.91
69057	PATNA	BIHAR	KISHANGANJ	048	PHYSICAL EDUCATION	25	25	0	0	0	0	0	2	16	7	0	70.32
69057	PATNA	BIHAR	KISHANGANJ	283	COMPUTER SCIENCE	4	4	0	0	0	0	0	0	1	2	1	78.50
69057	PATNA	BIHAR	KISHANGANJ	301	ENGLISH CORE	25	25	0	0	0	0	0	1	1	11	12	86.44
69057	PATNA	BIHAR	KISHANGANJ	302	HINDI CORE	21	21	0	0	0	0	0	0	7	10	4	79.48
			KISHANGANJ Average														76.02
69058	PATNA	BIHAR	BHAGALPUR	030	ECONOMICS	21	20	1	0	0	0	1	5	3	4	7	73.52
69058	PATNA	BIHAR	BHAGALPUR	041	MATHEMATICS	21	21	0	0	0	0	0	0	3	12	6	82.67
69058	PATNA	BIHAR	BHAGALPUR	042	PHYSICS	26	26	0	1	0	0	0	0	1	10	15	89.08
69058	PATNA	BIHAR	BHAGALPUR	043	CHEMISTRY	26	26	0	1	0	0	0	0	4	12	10	84.96
69058	PATNA	BIHAR	BHAGALPUR	044	BIOLOGY	5	5	0	1	0	0	0	0	0	1	4	94.00
69058	PATNA	BIHAR	BHAGALPUR	048	PHYSICAL EDUCATION	16	16	0	0	0	0	0	0	1	9	6	86.94
69058	PATNA	BIHAR	BHAGALPUR	049	PAINTING	31	31	0	1	0	0	0	0	0	1	30	95.26
69058	PATNA	BIHAR	BHAGALPUR	054	BUSINESS STUDIES	21	21	0	0	0	0	0	0	5	12	4	80.81
69058	PATNA	BIHAR	BHAGALPUR	055	ACCOUNTANCY	21	20	1	0	0	1	3	3	8	3	2	64.57
69058	PATNA	BIHAR	BHAGALPUR	301	ENGLISH CORE	47	47	0	1	0	0	0	1	5	24	17	84.00
69058	PATNA	BIHAR	BHAGALPUR	302	HINDI CORE	47	47	0	1	0	0	0	0	5	20	22	86.15
			BHAGALPUR Average														83.81
69071	PATNA	BIHAR	ROHTAS	041	MATHEMATICS	27	27	0	0	0	0	0	5	9	4	9	76.33
69071	PATNA	BIHAR	ROHTAS	042	PHYSICS	44	44	0	0	0	0	0	1	8	23	12	82.18

SCH CODE	REGION	STATE	JNV	SUB CODE	SUBJ NAME	APPEARED	PASSED	FAILED	ABSENT	L33	e33l40	e40l50	e50l60	e60l75	e75l90	e90a	Subj. Avg
69071	PATNA	BIHAR	ROHTAS	043	CHEMISTRY	44	44	0	0	0	0	1	1	16	16	10	78.48
69071	PATNA	BIHAR	ROHTAS	044	BIOLOGY	17	17	0	0	0	0	0	0	4	7	6	83.24
69071	PATNA	BIHAR	ROHTAS	048	PHYSICAL EDUCATION	14	14	0	0	0	0	0	0	5	4	5	81.64
69071	PATNA	BIHAR	ROHTAS	049	PAINTING	21	21	0	0	0	0	0	0	0	6	15	92.00
69071	PATNA	BIHAR	ROHTAS	301	ENGLISH CORE	44	44	0	0	0	0	1	1	12	22	8	78.36
69071	PATNA	BIHAR	ROHTAS	302	HINDI CORE	44	44	0	0	0	0	0	0	6	23	15	84.70
			ROHTAS Average														82.12
69076	PATNA	BIHAR	LAKHISARAI	034	HIND MUSIC.VOCAL	32	32	0	0	0	0	0	0	0	22	10	87.66
69076	PATNA	BIHAR	LAKHISARAI	041	MATHEMATICS	27	27	0	0	0	1	3	2	13	6	2	67.37
69076	PATNA	BIHAR	LAKHISARAI	042	PHYSICS	32	32	0	0	0	0	0	1	18	8	5	75.97
69076	PATNA	BIHAR	LAKHISARAI	043	CHEMISTRY	32	32	0	0	0	0	0	0	1	18	13	87.81
69076	PATNA	BIHAR	LAKHISARAI	044	BIOLOGY	5	5	0	0	0	0	0	0	1	4	0	79.40
69076	PATNA	BIHAR	LAKHISARAI	301	ENGLISH CORE	32	32	0	0	0	0	0	0	3	25	4	81.66
69076	PATNA	BIHAR	LAKHISARAI	302	HINDI CORE	32	32	0	0	0	0	0	0	1	24	7	84.84
			LAKHISARAI Average														80.67
69518	PATNA	JHARKHAND	DUMKA	027	HISTORY	34	34	0	0	0	0	0	1	7	21	5	80.24
69518	PATNA	JHARKHAND	DUMKA	029	GEOGRAPHY	34	34	0	0	0	0	0	0	11	22	1	77.50
69518	PATNA	JHARKHAND	DUMKA	030	ECONOMICS	34	29	5	0	0	0	9	6	12	1	1	55.85
69518	PATNA	JHARKHAND	DUMKA	041	MATHEMATICS	16	16	0	0	0	0	0	2	6	7	1	72.63
69518	PATNA	JHARKHAND	DUMKA	042	PHYSICS	25	25	0	0	0	0	0	2	15	6	2	71.52
69518	PATNA	JHARKHAND	DUMKA	043	CHEMISTRY	25	25	0	0	0	0	1	4	16	3	1	66.08
69518	PATNA	JHARKHAND	DUMKA	044	BIOLOGY	9	9	0	0	0	0	0	0	1	5	3	83.33
69518	PATNA	JHARKHAND	DUMKA	301	ENGLISH CORE	59	58	1	0	0	0	2	9	22	21	4	70.93
69518	PATNA	JHARKHAND	DUMKA	302	HINDI CORE	59	59	0	0	0	0	0	5	21	30	3	74.83
			DUMKA Average														72.55
69520	PATNA	JHARKHAND	RANCHI	027	HISTORY	41	41	0	0	0	0	0	5	6	17	13	79.80
69520	PATNA	JHARKHAND	RANCHI	029	GEOGRAPHY	41	41	0	0	0	0	0	3	10	23	5	78.68
69520	PATNA	JHARKHAND	RANCHI	030	ECONOMICS	41	40	1	0	3	3	11	9	13	1	0	52.61
69520	PATNA	JHARKHAND	RANCHI	041	MATHEMATICS	27	27	0	0	0	1	2	4	9	7	4	70.74
69520	PATNA	JHARKHAND	RANCHI	042	PHYSICS	44	44	0	0	0	0	0	14	15	7	8	70.66
69520	PATNA	JHARKHAND	RANCHI	043	CHEMISTRY	44	44	0	0	0	0	0	8	21	5	10	73.32
69520	PATNA	JHARKHAND	RANCHI	044	BIOLOGY	17	17	0	0	0	0	0	2	5	4	6	79.65
69520	PATNA	JHARKHAND	RANCHI	048	PHYSICAL EDUCATION	18	18	0	0	0	0	0	2	7	9	0	74.11
69520	PATNA	JHARKHAND	RANCHI	049	PAINTING	56	56	0	0	0	0	0	0	0	20	36	91.50
69520	PATNA	JHARKHAND	RANCHI	283	COMPUTER SCIENCE	17	17	0	0	0	0	0	0	3	9	5	81.71
69520	PATNA	JHARKHAND	RANCHI	301	ENGLISH CORE	85	84	1	0	0	0	1	6	18	50	9	77.47
69520	PATNA	JHARKHAND	RANCHI	302	HINDI CORE	68	68	0	0	0	0	0	5	17	37	9	78.18
			RANCHI Average														75.70
69521	PATNA	JHARKHAND	SERAIKELA	027	HISTORY	45	45	0	0	0	0	0	1	16	16	12	79.49
69521	PATNA	JHARKHAND	SERAIKELA	029	GEOGRAPHY	45	45	0	0	0	0	0	1	17	26	1	75.31
69521	PATNA	JHARKHAND	SERAIKELA	030	ECONOMICS	45	45	0	0	1	3	9	11	19	2	0	56.53
69521	PATNA	JHARKHAND	SERAIKELA	041	MATHEMATICS	22	22	0	1	0	0	2	2	12	4	2	67.82
69521	PATNA	JHARKHAND	SERAIKELA	042	PHYSICS	38	38	0	1	0	0	0	5	18	12	3	72.24
69521	PATNA	JHARKHAND	SERAIKELA	043	CHEMISTRY	38	38	0	1	0	0	0	0	19	18	1	75.50
69521	PATNA	JHARKHAND	SERAIKELA	044	BIOLOGY	16	16	0	0	0	0	0	0	2	11	3	83.44
69521	PATNA	JHARKHAND	SERAIKELA	048	PHYSICAL EDUCATION	83	83	0	1	0	0	0	19	39	22	3	68.53
69521	PATNA	JHARKHAND	SERAIKELA	083	COMPUTER SCIENCE	22	22	0	0	0	0	0	0	1	16	5	82.82
69521	PATNA	JHARKHAND	SERAIKELA	301	ENGLISH CORE	83	83	0	1	0	0	0	4	24	43	12	78.41
69521	PATNA	JHARKHAND	SERAIKELA	302	HINDI CORE	61	61	0	1	0	0	0	3	26	31	1	74.41
			SERAIKELA Average														74.05
69522	PATNA	JHARKHAND	LOHARDAGA	030	ECONOMICS	30	28	2	0	0	1	3	1	12	10	1	67.63

SCH CODE	REGION	STATE	JNV	SUB CODE	SUBJ NAME	APPEARED	PASSED	FAILED	ABSENT	L33	e33l40	e40l50	e50l60	e60l75	e75l90	e90a	Subj. Avg
69522	PATNA	JHARKHAND	LOHARDAGA	041	MATHEMATICS	14	14	0	0	0	1	0	1	7	3	2	70.36
69522	PATNA	JHARKHAND	LOHARDAGA	042	PHYSICS	20	20	0	0	0	0	1	4	9	3	3	69.65
69522	PATNA	JHARKHAND	LOHARDAGA	043	CHEMISTRY	20	20	0	0	0	0	0	1	9	6	4	76.35
69522	PATNA	JHARKHAND	LOHARDAGA	044	BIOLOGY	6	6	0	0	0	0	0	0	0	3	3	90.00
69522	PATNA	JHARKHAND	LOHARDAGA	049	PAINTING	41	41	0	0	0	0	0	0	0	11	30	91.66
69522	PATNA	JHARKHAND	LOHARDAGA	054	BUSINESS STUDIES	30	30	0	0	0	0	0	2	7	18	3	77.53
69522	PATNA	JHARKHAND	LOHARDAGA	055	ACCOUNTANCY	30	29	1	0	0	0	2	16	7	3	1	58.93
69522	PATNA	JHARKHAND	LOHARDAGA	083	COMPUTER SCIENCE	7	7	0	0	0	0	0	0	1	1	5	88.00
69522	PATNA	JHARKHAND	LOHARDAGA	301	ENGLISH CORE	50	50	0	0	0	0	1	3	14	28	4	76.86
69522	PATNA	JHARKHAND	LOHARDAGA	302	HINDI CORE	43	43	0	0	0	0	0	2	10	25	6	78.51
			LOHARDAGA Average														76.86
69523	PATNA	JHARKHAND	GUMLA	027	HISTORY	41	41	0	0	0	0	1	1	15	20	4	76.83
69523	PATNA	JHARKHAND	GUMLA	029	GEOGRAPHY	41	41	0	0	0	0	0	2	16	21	2	76.22
69523	PATNA	JHARKHAND	GUMLA	030	ECONOMICS	41	41	0	0	0	0	4	6	17	14	0	67.63
69523	PATNA	JHARKHAND	GUMLA	034	HIND MUSIC.VOCAL	11	11	0	0	0	0	0	0	0	4	7	90.55
69523	PATNA	JHARKHAND	GUMLA	041	MATHEMATICS	27	27	0	0	0	1	2	8	12	3	1	62.59
69523	PATNA	JHARKHAND	GUMLA	042	PHYSICS	38	38	0	0	0	0	0	3	17	13	5	74.71
69523	PATNA	JHARKHAND	GUMLA	043	CHEMISTRY	38	38	0	0	0	0	0	1	26	9	2	70.37
69523	PATNA	JHARKHAND	GUMLA	044	BIOLOGY	11	11	0	0	0	0	0	0	1	9	1	81.82
69523	PATNA	JHARKHAND	GUMLA	048	PHYSICAL EDUCATION	12	12	0	0	0	0	0	2	3	7	0	71.83
69523	PATNA	JHARKHAND	GUMLA	049	PAINTING	4	4	0	0	0	0	0	0	0	0	4	94.00
69523	PATNA	JHARKHAND	GUMLA	283	COMPUTER SCIENCE	13	13	0	0	0	0	0	0	7	4	2	76.46
69523	PATNA	JHARKHAND	GUMLA	301	ENGLISH CORE	79	77	2	0	1	0	10	18	37	11	0	61.49
69523	PATNA	JHARKHAND	GUMLA	302	HINDI CORE	66	66	0	0	0	0	1	2	31	31	1	73.52
			GUMLA Average														75.23
69525	PATNA	JHARKHAND	GODDA	041	MATHEMATICS	18	17	1	0	0	0	0	3	8	3	3	70.94
69525	PATNA	JHARKHAND	GODDA	042	PHYSICS	30	30	0	0	0	0	0	3	15	8	4	75.07
69525	PATNA	JHARKHAND	GODDA	043	CHEMISTRY	30	30	0	0	0	0	0	0	9	17	4	78.60
69525	PATNA	JHARKHAND	GODDA	044	BIOLOGY	12	12	0	0	0	0	0	0	1	7	4	84.92
69525	PATNA	JHARKHAND	GODDA	283	COMPUTER SCIENCE	4	4	0	0	0	0	0	0	0	3	1	83.75
69525	PATNA	JHARKHAND	GODDA	301	ENGLISH CORE	30	30	0	0	0	0	0	0	7	20	3	80.17
69525	PATNA	JHARKHAND	GODDA	302	HINDI CORE	26	26	0	0	0	0	0	1	5	19	1	79.15
			GODDA Average														78.94
69528	PATNA	JHARKHAND	LATEHAR	027	HISTORY	25	25	0	0	0	0	0	3	14	4	4	71.36
69528	PATNA	JHARKHAND	LATEHAR	029	GEOGRAPHY	25	25	0	0	0	0	0	0	13	8	4	76.92
69528	PATNA	JHARKHAND	LATEHAR	030	ECONOMICS	25	25	0	0	0	0	3	5	5	10	2	69.24
69528	PATNA	JHARKHAND	LATEHAR	041	MATHEMATICS	33	33	0	0	0	0	3	5	14	6	4	67.45
69528	PATNA	JHARKHAND	LATEHAR	042	PHYSICS	43	43	0	0	0	0	0	2	12	20	8	76.53
69528	PATNA	JHARKHAND	LATEHAR	043	CHEMISTRY	43	43	0	0	0	0	0	1	15	15	11	77.00
69528	PATNA	JHARKHAND	LATEHAR	044	BIOLOGY	10	10	0	0	0	0	0	0	0	7	3	87.70
69528	PATNA	JHARKHAND	LATEHAR	048	PHYSICAL EDUCATION	68	68	0	0	0	0	0	2	19	37	9	78.13
69528	PATNA	JHARKHAND	LATEHAR	283	COMPUTER SCIENCE	26	26	0	0	0	0	0	0	5	13	7	80.77
69528	PATNA	JHARKHAND	LATEHAR	301	ENGLISH CORE	68	68	0	0	0	0	3	8	25	30	1	70.65
69528	PATNA	JHARKHAND	LATEHAR	302	HINDI CORE	42	42	0	0	0	0	0	2	18	18	4	76.24
			LATEHAR Average														75.64
69529	PATNA	JHARKHAND	GIRIDIH	030	ECONOMICS	29	29	0	0	0	0	1	4	6	16	2	73.28
69529	PATNA	JHARKHAND	GIRIDIH	034	HIND MUSIC.VOCAL	9	9	0	0	0	0	0	0	0	4	5	89.22
69529	PATNA	JHARKHAND	GIRIDIH	041	MATHEMATICS	28	28	0	0	0	0	2	6	8	10	2	70.07
69529	PATNA	JHARKHAND	GIRIDIH	042	PHYSICS	37	37	0	0	0	0	0	5	15	13	4	74.86
69529	PATNA	JHARKHAND	GIRIDIH	043	CHEMISTRY	37	37	0	0	0	0	0	1	11	13	12	81.03
69529	PATNA	JHARKHAND	GIRIDIH	044	BIOLOGY	15	15	0	0	0	0	0	0	3	3	9	84.80

SCH CODE	REGION	STATE	JNV	SUB CODE	SUBJ NAME	APPEARED	PASSED	FAILED	ABSENT	L33	e33l40	e40l50	e50l60	e60l75	e75l90	e90a	Subj. Avg
69529	PATNA	JHARKHAND	GIRIDIH	048	PHYSICAL EDUCATION	15	15	0	0	0	0	0	0	6	9	0	76.20
69529	PATNA	JHARKHAND	GIRIDIH	049	PAINTING	7	7	0	0	0	0	0	0	0	0	7	93.86
69529	PATNA	JHARKHAND	GIRIDIH	054	BUSINESS STUDIES	28	28	0	0	0	0	0	1	10	16	1	75.57
69529	PATNA	JHARKHAND	GIRIDIH	055	ACCOUNTANCY	28	27	1	0	0	1	0	8	9	6	3	66.82
69529	PATNA	JHARKHAND	GIRIDIH	283	COMPUTER SCIENCE	22	22	0	0	0	0	0	0	3	15	4	83.64
69529	PATNA	JHARKHAND	GIRIDIH	301	ENGLISH CORE	65	65	0	0	0	0	0	2	15	44	4	78.71
69529	PATNA	JHARKHAND	GIRIDIH	302	HINDI CORE	43	43	0	0	0	0	0	2	17	20	4	76.65
			GIRIDIH Average														78.82
69531	PATNA	JHARKHAND	SAHEBGANJ	041	MATHEMATICS	21	21	0	0	0	0	5	5	7	3	1	61.76
69531	PATNA	JHARKHAND	SAHEBGANJ	042	PHYSICS	42	42	0	0	0	0	0	17	17	6	2	65.98
69531	PATNA	JHARKHAND	SAHEBGANJ	043	CHEMISTRY	42	42	0	0	0	0	0	5	23	10	4	71.62
69531	PATNA	JHARKHAND	SAHEBGANJ	044	BIOLOGY	22	22	0	0	0	0	0	4	4	6	8	79.32
69531	PATNA	JHARKHAND	SAHEBGANJ	301	ENGLISH CORE	42	42	0	0	0	0	0	0	10	19	13	83.31
69531	PATNA	JHARKHAND	SAHEBGANJ	302	HINDI CORE	42	42	0	0	0	0	0	3	18	17	4	74.52
			SAHEBGANJ Average														72.75
69532	PATNA	JHARKHAND	BOKARO	029	GEOGRAPHY	6	6	0	0	0	0	0	0	0	2	4	92.50
69532	PATNA	JHARKHAND	BOKARO	034	HIND MUSIC.VOCAL	11	11	0	0	0	0	0	0	0	0	11	96.18
69532	PATNA	JHARKHAND	BOKARO	041	MATHEMATICS	26	26	0	0	0	0	0	0	7	11	8	82.19
69532	PATNA	JHARKHAND	BOKARO	042	PHYSICS	30	30	0	0	0	0	0	1	4	17	8	82.07
69532	PATNA	JHARKHAND	BOKARO	043	CHEMISTRY	30	30	0	0	0	0	0	3	6	14	7	79.73
69532	PATNA	JHARKHAND	BOKARO	044	BIOLOGY	4	4	0	0	0	0	0	0	0	0	4	93.50
69532	PATNA	JHARKHAND	BOKARO	048	PHYSICAL EDUCATION	29	29	0	0	0	0	0	0	1	19	9	85.66
69532	PATNA	JHARKHAND	BOKARO	083	COMPUTER SCIENCE	13	13	0	0	0	0	0	0	0	4	9	90.38
69532	PATNA	JHARKHAND	BOKARO	301	ENGLISH CORE	40	40	0	0	0	0	0	1	3	14	22	87.48
69532	PATNA	JHARKHAND	BOKARO	302	HINDI CORE	27	27	0	0	0	0	0	0	0	13	14	89.07
69532	PATNA	JHARKHAND	BOKARO	802	INFORMATION TECHNO	10	10	0	0	0	0	0	0	0	2	8	92.80
69532	PATNA	JHARKHAND	BOKARO	803	WEB APPLICATION	10	10	0	0	0	0	0	0	0	4	6	92.40
			BOKARO Average														88.66
69533	PATNA	JHARKHAND	CHATRA	030	ECONOMICS	20	16	4	0	0	0	2	6	3	3	2	57.80
69533	PATNA	JHARKHAND	CHATRA	041	MATHEMATICS	17	17	0	1	0	0	3	5	4	3	2	66.24
69533	PATNA	JHARKHAND	CHATRA	042	PHYSICS	30	30	0	1	0	0	1	4	11	7	7	74.90
69533	PATNA	JHARKHAND	CHATRA	043	CHEMISTRY	30	30	0	1	0	0	0	2	10	9	9	79.33
69533	PATNA	JHARKHAND	CHATRA	044	BIOLOGY	13	13	0	0	0	0	0	0	3	7	3	82.00
69533	PATNA	JHARKHAND	CHATRA	054	BUSINESS STUDIES	20	20	0	0	0	0	0	5	11	2	2	69.35
69533	PATNA	JHARKHAND	CHATRA	055	ACCOUNTANCY	20	16	4	0	0	0	1	8	4	2	1	58.05
69533	PATNA	JHARKHAND	CHATRA	301	ENGLISH CORE	50	50	0	1	0	0	0	3	13	29	5	78.90
69533	PATNA	JHARKHAND	CHATRA	302	HINDI CORE	50	50	0	1	0	0	1	6	20	13	10	75.66
			CHATRA Average														71.36
69534	PATNA	JHARKHAND	HAZARIBAGH	041	MATHEMATICS	23	23	0	0	0	0	0	1	7	9	6	80.74
69534	PATNA	JHARKHAND	HAZARIBAGH	042	PHYSICS	33	33	0	0	0	0	0	3	15	10	5	75.18
69534	PATNA	JHARKHAND	HAZARIBAGH	043	CHEMISTRY	33	33	0	0	0	0	0	0	18	11	4	76.42
69534	PATNA	JHARKHAND	HAZARIBAGH	044	BIOLOGY	10	10	0	0	0	0	0	0	2	4	4	84.40
69534	PATNA	JHARKHAND	HAZARIBAGH	048	PHYSICAL EDUCATION	33	33	0	0	0	0	0	0	0	12	21	91.27
69534	PATNA	JHARKHAND	HAZARIBAGH	301	ENGLISH CORE	33	33	0	0	0	0	0	0	1	26	6	85.09
69534	PATNA	JHARKHAND	HAZARIBAGH	302	HINDI CORE	33	33	0	0	0	0	0	0	1	20	12	86.76
			HAZARIBAGH Average														82.84
69536	PATNA	JHARKHAND	DEOGHAR	041	MATHEMATICS	45	45	0	0	0	0	2	8	18	10	7	71.60
69536	PATNA	JHARKHAND	DEOGHAR	042	PHYSICS	65	64	1	0	0	0	4	16	27	14	3	66.89
69536	PATNA	JHARKHAND	DEOGHAR	043	CHEMISTRY	65	64	1	0	0	0	1	15	22	21	5	69.98
69536	PATNA	JHARKHAND	DEOGHAR	044	BIOLOGY	20	20	0	0	0	0	0	0	3	1	16	90.20
69536	PATNA	JHARKHAND	DEOGHAR	049	PAINTING	46	46	0	0	0	0	0	0	0	27	19	87.46

SCH CODE	REGION	STATE	JNV	SUB CODE	SUBJ NAME	APPEARED	PASSED	FAILED	ABSENT	L33	e33l40	e40l50	e50l60	e60l75	e75l90	e90a	Subj. Avg
69536	PATNA	JHARKHAND	DEOGHAR	301	ENGLISH CORE	65	65	0	0	0	0	3	4	13	33	12	77.95
69536	PATNA	JHARKHAND	DEOGHAR	302	HINDI CORE	65	65	0	0	0	0	0	1	16	37	11	79.51
			DEOGHAR Average														77.66
69537	PATNA	JHARKHAND	GARHWA	041	MATHEMATICS	19	19	0	0	0	0	0	0	4	8	7	83.47
69537	PATNA	JHARKHAND	GARHWA	042	PHYSICS	38	38	0	0	0	0	0	0	11	13	14	81.53
69537	PATNA	JHARKHAND	GARHWA	043	CHEMISTRY	38	38	0	0	0	0	0	0	4	13	21	86.84
69537	PATNA	JHARKHAND	GARHWA	044	BIOLOGY	19	19	0	0	0	0	0	0	2	10	7	85.37
69537	PATNA	JHARKHAND	GARHWA	301	ENGLISH CORE	38	38	0	0	0	0	0	0	4	31	3	81.53
69537	PATNA	JHARKHAND	GARHWA	302	HINDI CORE	38	38	0	0	0	0	0	0	4	19	15	85.34
			GARHWA Average														84.01
69538	PATNA	JHARKHAND	E. SINGHBHUM	030	ECONOMICS	15	15	0	0	0	0	0	0	6	4	5	79.07
69538	PATNA	JHARKHAND	E. SINGHBHUM	041	MATHEMATICS	30	30	0	0	0	0	0	2	19	7	2	71.27
69538	PATNA	JHARKHAND	E. SINGHBHUM	042	PHYSICS	36	36	0	0	0	0	0	1	11	21	3	77.44
69538	PATNA	JHARKHAND	E. SINGHBHUM	043	CHEMISTRY	36	36	0	0	0	0	0	2	17	13	4	75.08
69538	PATNA	JHARKHAND	E. SINGHBHUM	044	BIOLOGY	6	6	0	0	0	0	0	0	2	4	0	77.83
69538	PATNA	JHARKHAND	E. SINGHBHUM	048	PHYSICAL EDUCATION	8	8	0	0	0	0	0	2	4	2	0	70.25
69538	PATNA	JHARKHAND	E. SINGHBHUM	054	BUSINESS STUDIES	15	15	0	0	0	0	0	1	7	6	1	74.13
69538	PATNA	JHARKHAND	E. SINGHBHUM	055	ACCOUNTANCY	15	13	2	0	0	1	4	5	1	2	0	51.67
69538	PATNA	JHARKHAND	E. SINGHBHUM	265	INFORMATICS PRAC.	34	34	0	0	0	0	0	0	7	24	3	81.38
69538	PATNA	JHARKHAND	E. SINGHBHUM	301	ENGLISH CORE	51	51	0	0	0	0	0	2	13	28	8	80.06
69538	PATNA	JHARKHAND	E. SINGHBHUM	302	HINDI CORE	17	17	0	0	0	0	0	1	7	7	2	75.71
			E. SINGHBHUM Average														73.99
69539	PATNA	JHARKHAND	KODERMA	041	MATHEMATICS	46	46	0	0	0	0	2	6	13	15	10	75.54
69539	PATNA	JHARKHAND	KODERMA	042	PHYSICS	64	64	0	0	0	0	0	11	23	17	13	75.78
69539	PATNA	JHARKHAND	KODERMA	043	CHEMISTRY	64	64	0	0	0	0	0	0	15	21	28	83.44
69539	PATNA	JHARKHAND	KODERMA	044	BIOLOGY	18	18	0	0	0	0	0	1	3	6	8	84.33
69539	PATNA	JHARKHAND	KODERMA	048	PHYSICAL EDUCATION	61	61	0	0	0	0	1	5	25	26	4	74.03
69539	PATNA	JHARKHAND	KODERMA	301	ENGLISH CORE	64	64	0	0	0	0	0	5	21	24	14	76.88
69539	PATNA	JHARKHAND	KODERMA	302	HINDI CORE	64	64	0	0	0	0	0	1	16	27	20	81.30
			KODERMA Average														78.76
69541	PATNA	JHARKHAND	W. SINGHBHUM	041	MATHEMATICS	31	30	1	0	0	0	0	9	14	5	2	66.97
69541	PATNA	JHARKHAND	W. SINGHBHUM	042	PHYSICS	39	39	0	0	0	0	0	0	14	18	7	79.56
69541	PATNA	JHARKHAND	W. SINGHBHUM	043	CHEMISTRY	39	38	1	0	0	0	0	5	17	13	3	71.36
69541	PATNA	JHARKHAND	W. SINGHBHUM	044	BIOLOGY	8	8	0	0	0	0	0	0	0	2	6	90.75
69541	PATNA	JHARKHAND	W. SINGHBHUM	301	ENGLISH CORE	39	39	0	0	0	0	1	5	20	9	4	70.46
69541	PATNA	JHARKHAND	W. SINGHBHUM	302	HINDI CORE	39	39	0	0	0	0	0	1	20	15	3	74.64
			W. SINGHBHUM Average														75.62
69542	PATNA	JHARKHAND	PAKUR - I	027	HISTORY	44	44	0	0	0	0	0	3	11	20	10	79.68
69542	PATNA	JHARKHAND	PAKUR - I	029	GEOGRAPHY	44	44	0	0	0	0	0	0	14	29	1	77.39
69542	PATNA	JHARKHAND	PAKUR - I	030	ECONOMICS	44	44	0	0	1	9	5	10	14	5	0	56.36
69542	PATNA	JHARKHAND	PAKUR - I	041	MATHEMATICS	17	17	0	0	0	1	0	4	7	3	2	68.12
69542	PATNA	JHARKHAND	PAKUR - I	042	PHYSICS	27	27	0	0	0	0	1	4	13	6	3	70.93
69542	PATNA	JHARKHAND	PAKUR - I	043	CHEMISTRY	27	27	0	0	0	0	0	1	9	10	7	79.30
69542	PATNA	JHARKHAND	PAKUR - I	044	BIOLOGY	10	10	0	0	0	0	0	2	2	2	4	80.70
69542	PATNA	JHARKHAND	PAKUR - I	048	PHYSICAL EDUCATION	71	71	0	0	0	0	0	3	22	39	7	77.32
69542	PATNA	JHARKHAND	PAKUR - I	301	ENGLISH CORE	71	71	0	0	0	0	0	5	25	37	4	75.10
69542	PATNA	JHARKHAND	PAKUR - I	302	HINDI CORE	70	70	0	0	0	0	0	2	27	33	8	77.67
			PAKUR - I Average														74.26
69543	PATNA	JHARKHAND	DHANBAD	027	HISTORY	46	46	0	0	0	0	0	0	6	22	18	84.93
69543	PATNA	JHARKHAND	DHANBAD	029	GEOGRAPHY	46	46	0	0	0	0	0	0	12	25	9	81.41
69543	PATNA	JHARKHAND	DHANBAD	030	ECONOMICS	46	46	0	0	2	0	1	6	15	15	7	72.59

SCH CODE	REGION	STATE	JNV	SUB CODE	SUBJ NAME	APPEARED	PASSED	FAILED	ABSENT	L33	e33l40	e40l50	e50l60	e60l75	e75l90	e90a	Subj. Avg
69543	PATNA	JHARKHAND	DHANBAD	041	MATHEMATICS	34	33	1	0	0	0	2	6	8	11	5	69.76
69543	PATNA	JHARKHAND	DHANBAD	042	PHYSICS	43	43	0	0	0	0	0	2	14	18	9	79.23
69543	PATNA	JHARKHAND	DHANBAD	043	CHEMISTRY	43	43	0	0	0	0	0	4	10	11	17	79.84
69543	PATNA	JHARKHAND	DHANBAD	044	BIOLOGY	9	9	0	0	0	0	0	0	2	5	2	77.78
69543	PATNA	JHARKHAND	DHANBAD	048	PHYSICAL EDUCATION	44	44	0	0	0	0	0	6	25	12	1	69.11
69543	PATNA	JHARKHAND	DHANBAD	283	COMPUTER SCIENCE	7	7	0	0	0	0	0	0	4	2	1	76.57
69543	PATNA	JHARKHAND	DHANBAD	301	ENGLISH CORE	89	89	0	0	0	0	0	8	32	46	3	74.44
69543	PATNA	JHARKHAND	DHANBAD	302	HINDI CORE	82	82	0	0	0	0	0	2	25	38	17	79.52
			DHANBAD Average														76.83
69545	PATNA	JHARKHAND	SIMDEGA	027	HISTORY	40	40	0	0	0	0	0	1	10	21	8	79.55
69545	PATNA	JHARKHAND	SIMDEGA	029	GEOGRAPHY	40	40	0	0	0	0	0	0	4	26	10	83.20
69545	PATNA	JHARKHAND	SIMDEGA	030	ECONOMICS	40	40	0	0	0	0	0	0	9	28	3	79.43
69545	PATNA	JHARKHAND	SIMDEGA	041	MATHEMATICS	24	23	1	1	0	0	0	4	13	6	0	66.96
69545	PATNA	JHARKHAND	SIMDEGA	042	PHYSICS	32	31	1	1	0	0	1	7	18	5	0	65.47
69545	PATNA	JHARKHAND	SIMDEGA	043	CHEMISTRY	32	32	0	1	0	0	0	4	12	13	3	74.28
69545	PATNA	JHARKHAND	SIMDEGA	044	BIOLOGY	8	8	0	0	0	0	0	0	1	2	5	88.88
69545	PATNA	JHARKHAND	SIMDEGA	048	PHYSICAL EDUCATION	27	27	0	0	0	0	0	3	18	6	0	68.15
69545	PATNA	JHARKHAND	SIMDEGA	049	PAINTING	45	45	0	1	0	0	0	0	0	14	31	91.42
69545	PATNA	JHARKHAND	SIMDEGA	301	ENGLISH CORE	72	72	0	1	0	0	0	2	16	42	12	79.47
69545	PATNA	JHARKHAND	SIMDEGA	302	HINDI CORE	72	72	0	1	0	0	0	1	14	46	11	81.15
			SIMDEGA Average														78.00
69546	PATNA	JHARKHAND	JAMTARA	041	MATHEMATICS	23	23	0	0	0	0	6	7	5	3	2	61.61
69546	PATNA	JHARKHAND	JAMTARA	042	PHYSICS	30	30	0	0	0	0	1	10	9	8	2	68.30
69546	PATNA	JHARKHAND	JAMTARA	043	CHEMISTRY	30	29	1	0	0	0	0	6	13	7	3	69.17
69546	PATNA	JHARKHAND	JAMTARA	044	BIOLOGY	7	6	1	0	0	0	0	0	2	3	1	76.14
69546	PATNA	JHARKHAND	JAMTARA	048	PHYSICAL EDUCATION	20	20	0	0	0	0	0	0	3	10	7	84.60
69546	PATNA	JHARKHAND	JAMTARA	049	PAINTING	10	10	0	0	0	0	0	0	0	1	9	95.50
69546	PATNA	JHARKHAND	JAMTARA	301	ENGLISH CORE	30	30	0	0	0	0	1	1	7	16	5	78.10
69546	PATNA	JHARKHAND	JAMTARA	302	HINDI CORE	30	30	0	0	0	0	0	1	9	14	6	80.07
			JAMTARA Average														76.69
14030	PUNE	GUJARAT	GIR SOMNATH	027	HISTORY	44	44	0	0	0	0	0	2	8	28	6	79.41
14030	PUNE	GUJARAT	GIR SOMNATH	029	GEOGRAPHY	44	44	0	0	0	0	0	0	7	25	12	83.11
14030	PUNE	GUJARAT	GIR SOMNATH	030	ECONOMICS	44	44	0	0	0	0	1	3	9	21	10	79.59
14030	PUNE	GUJARAT	GIR SOMNATH	041	MATHEMATICS	15	15	0	0	0	0	0	1	5	3	6	79.47
14030	PUNE	GUJARAT	GIR SOMNATH	042	PHYSICS	32	32	0	0	0	0	0	0	8	13	11	83.19
14030	PUNE	GUJARAT	GIR SOMNATH	043	CHEMISTRY	32	32	0	0	0	0	0	3	7	9	13	81.47
14030	PUNE	GUJARAT	GIR SOMNATH	044	BIOLOGY	17	17	0	0	0	0	0	0	0	3	14	92.35
14030	PUNE	GUJARAT	GIR SOMNATH	301	ENGLISH CORE	76	76	0	0	0	0	2	10	29	34	1	72.30
14030	PUNE	GUJARAT	GIR SOMNATH	302	HINDI CORE	76	76	0	0	0	0	0	3	11	48	14	82.25
			GIR SOMNATH Average														81.46
14031	PUNE	GUJARAT	KUTCH	030	ECONOMICS	25	25	0	0	0	0	0	2	3	10	10	82.84
14031	PUNE	GUJARAT	KUTCH	041	MATHEMATICS	7	7	0	0	0	0	0	0	1	2	4	87.29
14031	PUNE	GUJARAT	KUTCH	042	PHYSICS	15	15	0	0	0	0	0	0	6	5	4	79.13
14031	PUNE	GUJARAT	KUTCH	043	CHEMISTRY	15	15	0	0	0	0	0	1	5	5	4	79.20
14031	PUNE	GUJARAT	KUTCH	044	BIOLOGY	8	8	0	0	0	0	0	0	2	3	3	80.38
14031	PUNE	GUJARAT	KUTCH	054	BUSINESS STUDIES	25	25	0	0	0	0	0	0	6	9	10	83.28
14031	PUNE	GUJARAT	KUTCH	055	ACCOUNTANCY	25	25	0	0	0	0	0	3	7	8	7	77.12
14031	PUNE	GUJARAT	KUTCH	301	ENGLISH CORE	40	40	0	0	0	0	0	1	7	26	6	79.53
14031	PUNE	GUJARAT	KUTCH	302	HINDI CORE	40	40	0	0	0	0	0	0	9	17	14	83.58
			KUTCH Average														81.37
14032	PUNE	GUJARAT	BHARUCH	027	HISTORY	47	47	0	0	0	0	0	0	4	14	29	89.34

SCH CODE	REGION	STATE	JNV	SUB CODE	SUBJ NAME	APPEARED	PASSED	FAILED	ABSENT	L33	e33l40	e40l50	e50l60	e60l75	e75l90	e90a	Subj. Avg
14032	PUNE	GUJARAT	BHARUCH	029	GEOGRAPHY	50	50	0	0	0	0	0	0	4	30	16	85.12
14032	PUNE	GUJARAT	BHARUCH	030	ECONOMICS	26	25	1	0	0	0	1	3	9	9	3	72.38
14032	PUNE	GUJARAT	BHARUCH	041	MATHEMATICS	13	12	1	0	0	0	0	6	2	3	1	64.92
14032	PUNE	GUJARAT	BHARUCH	042	PHYSICS	22	22	0	0	0	0	0	0	2	11	9	86.55
14032	PUNE	GUJARAT	BHARUCH	043	CHEMISTRY	22	22	0	0	0	0	0	1	6	9	6	80.64
14032	PUNE	GUJARAT	BHARUCH	044	BIOLOGY	9	9	0	0	0	0	0	1	0	2	6	85.56
14032	PUNE	GUJARAT	BHARUCH	048	PHYSICAL EDUCATION	23	23	0	0	0	0	0	1	2	17	3	81.22
14032	PUNE	GUJARAT	BHARUCH	110	GUJARATI	4	4	0	0	0	0	0	0	0	1	3	89.25
14032	PUNE	GUJARAT	BHARUCH	301	ENGLISH CORE	69	69	0	0	0	0	5	13	20	29	2	69.48
14032	PUNE	GUJARAT	BHARUCH	302	HINDI CORE	60	60	0	0	0	0	0	0	8	35	17	83.43
			BHARUCH Average														80.72
14033	PUNE	GUJARAT	JAMNAGAR	041	MATHEMATICS	20	20	0	0	0	0	0	1	3	7	9	84.15
14033	PUNE	GUJARAT	JAMNAGAR	042	PHYSICS	41	41	0	0	0	0	0	1	17	15	8	78.20
14033	PUNE	GUJARAT	JAMNAGAR	043	CHEMISTRY	41	41	0	0	0	0	0	1	1	19	20	87.88
14033	PUNE	GUJARAT	JAMNAGAR	044	BIOLOGY	22	22	0	0	0	0	0	0	2	7	13	88.05
14033	PUNE	GUJARAT	JAMNAGAR	301	ENGLISH CORE	41	41	0	0	0	0	0	1	12	23	5	77.68
14033	PUNE	GUJARAT	JAMNAGAR	302	HINDI CORE	40	40	0	0	0	0	0	0	4	26	10	84.48
			JAMNAGAR Average														83.41
14034	PUNE	GUJARAT	PORBANDAR	027	HISTORY	27	27	0	0	0	0	0	0	9	14	4	78.15
14034	PUNE	GUJARAT	PORBANDAR	029	GEOGRAPHY	27	27	0	0	0	0	0	0	8	13	6	78.78
14034	PUNE	GUJARAT	PORBANDAR	030	ECONOMICS	27	27	0	0	0	0	0	2	9	11	5	77.07
14034	PUNE	GUJARAT	PORBANDAR	041	MATHEMATICS	10	10	0	0	0	0	0	6	4	0	0	59.00
14034	PUNE	GUJARAT	PORBANDAR	042	PHYSICS	18	18	0	0	0	0	0	1	14	3	0	70.06
14034	PUNE	GUJARAT	PORBANDAR	043	CHEMISTRY	18	18	0	0	0	0	0	1	9	8	0	71.00
14034	PUNE	GUJARAT	PORBANDAR	044	BIOLOGY	10	10	0	0	0	0	0	2	6	2	0	68.50
14034	PUNE	GUJARAT	PORBANDAR	301	ENGLISH CORE	45	45	0	0	0	0	2	2	19	20	1	72.31
14034	PUNE	GUJARAT	PORBANDAR	302	HINDI CORE	43	43	0	0	0	0	0	0	17	21	5	76.23
			PORBANDAR Average														72.34
14035	PUNE	GUJARAT	KHEDA	041	MATHEMATICS	18	18	0	0	0	0	1	3	3	8	3	75.06
14035	PUNE	GUJARAT	KHEDA	042	PHYSICS	39	37	2	0	0	0	6	14	13	4	0	59.54
14035	PUNE	GUJARAT	KHEDA	043	CHEMISTRY	39	39	0	0	0	0	0	1	16	17	5	75.38
14035	PUNE	GUJARAT	KHEDA	044	BIOLOGY	23	23	0	0	0	0	0	0	1	6	16	90.70
14035	PUNE	GUJARAT	KHEDA	301	ENGLISH CORE	39	39	0	0	0	0	0	1	12	24	2	78.15
14035	PUNE	GUJARAT	KHEDA	302	HINDI CORE	37	37	0	0	0	0	0	1	8	24	4	79.11
			KHEDA Average														76.32
14036	PUNE	GUJARAT	DAHOD-I	041	MATHEMATICS	6	6	0	0	0	0	0	1	3	1	1	70.33
14036	PUNE	GUJARAT	DAHOD-I	042	PHYSICS	14	13	1	0	0	0	2	6	5	0	0	56.29
14036	PUNE	GUJARAT	DAHOD-I	043	CHEMISTRY	14	14	0	0	0	0	0	2	5	6	1	72.43
14036	PUNE	GUJARAT	DAHOD-I	044	BIOLOGY	13	13	0	0	0	0	0	0	4	7	2	79.92
14036	PUNE	GUJARAT	DAHOD-I	301	ENGLISH CORE	14	14	0	0	0	0	0	0	6	8	0	75.43
14036	PUNE	GUJARAT	DAHOD-I	302	HINDI CORE	9	9	0	0	0	0	0	1	5	2	1	72.78
			DAHOD-I Average														71.20
14037	PUNE	GUJARAT	PATAN	041	MATHEMATICS	9	9	0	0	0	0	0	0	1	3	5	89.00
14037	PUNE	GUJARAT	PATAN	042	PHYSICS	46	46	0	0	0	0	0	0	4	19	23	86.98
14037	PUNE	GUJARAT	PATAN	043	CHEMISTRY	46	46	0	0	0	0	0	0	2	12	32	89.98
14037	PUNE	GUJARAT	PATAN	044	BIOLOGY	37	37	0	0	0	0	0	0	0	7	30	92.59
14037	PUNE	GUJARAT	PATAN	301	ENGLISH CORE	46	46	0	0	0	0	0	0	5	28	13	85.15
14037	PUNE	GUJARAT	PATAN	302	HINDI CORE	46	46	0	0	0	0	0	0	1	13	32	90.30
			PATAN Average														89.00
14038	PUNE	GUJARAT	RAJKOT	041	MATHEMATICS	10	10	0	0	0	0	1	3	1	2	3	70.60
14038	PUNE	GUJARAT	RAJKOT	042	PHYSICS	21	21	0	0	0	0	0	1	11	6	3	75.24

SCH CODE	REGION	STATE	JNV	SUB CODE	SUBJ NAME	APPEARED	PASSED	FAILED	ABSENT	L33	e33l40	e40l50	e50l60	e60l75	e75l90	e90a	Subj. Avg
14038	PUNE	GUJARAT	RAJKOT	043	CHEMISTRY	21	21	0	0	0	0	0	0	5	10	6	81.95
14038	PUNE	GUJARAT	RAJKOT	044	BIOLOGY	12	12	0	0	0	0	0	2	4	2	4	75.58
14038	PUNE	GUJARAT	RAJKOT	301	ENGLISH CORE	21	21	0	0	0	0	0	0	3	16	2	82.29
14038	PUNE	GUJARAT	RAJKOT	302	HINDI CORE	20	20	0	0	0	0	0	0	6	8	6	80.95
			RAJKOT Average														77.77
14039	PUNE	GUJARAT	TAPI	041	MATHEMATICS	21	21	0	0	0	0	5	7	5	1	3	61.76
14039	PUNE	GUJARAT	TAPI	042	PHYSICS	34	34	0	0	0	0	0	2	16	10	6	75.44
14039	PUNE	GUJARAT	TAPI	043	CHEMISTRY	34	34	0	0	0	0	0	0	3	14	17	88.41
14039	PUNE	GUJARAT	TAPI	044	BIOLOGY	13	13	0	0	0	0	0	1	1	6	5	83.15
14039	PUNE	GUJARAT	TAPI	301	ENGLISH CORE	34	34	0	0	0	0	0	0	4	25	5	82.59
14039	PUNE	GUJARAT	TAPI	302	HINDI CORE	34	34	0	0	0	0	0	0	9	22	3	80.12
			TAPI Average														78.58
14040	PUNE	GUJARAT	SURENDRANAGAR	030	ECONOMICS	23	23	0	0	0	0	1	4	4	9	5	74.96
14040	PUNE	GUJARAT	SURENDRANAGAR	041	MATHEMATICS	13	13	0	0	0	0	1	1	6	3	2	70.85
14040	PUNE	GUJARAT	SURENDRANAGAR	042	PHYSICS	41	41	0	0	0	0	0	0	4	21	16	85.27
14040	PUNE	GUJARAT	SURENDRANAGAR	043	CHEMISTRY	41	41	0	0	0	0	0	0	5	19	17	86.10
14040	PUNE	GUJARAT	SURENDRANAGAR	044	BIOLOGY	28	28	0	0	0	0	0	1	0	12	15	87.86
14040	PUNE	GUJARAT	SURENDRANAGAR	054	BUSINESS STUDIES	23	23	0	0	0	0	0	3	5	11	4	76.83
14040	PUNE	GUJARAT	SURENDRANAGAR	055	ACCOUNTANCY	23	21	2	0	0	0	6	5	5	4	1	59.74
14040	PUNE	GUJARAT	SURENDRANAGAR	301	ENGLISH CORE	64	64	0	0	0	0	0	0	4	38	22	86.11
14040	PUNE	GUJARAT	SURENDRANAGAR	302	HINDI CORE	64	64	0	0	0	0	0	0	7	30	27	85.00
			SURENDRANAGAR Average														79.19
14041	PUNE	GUJARAT	ARVALLI	027	HISTORY	30	30	0	0	0	0	0	1	2	18	9	84.27
14041	PUNE	GUJARAT	ARVALLI	029	GEOGRAPHY	30	30	0	0	0	0	0	0	5	21	4	80.97
14041	PUNE	GUJARAT	ARVALLI	030	ECONOMICS	30	30	0	0	0	0	5	8	10	7	0	64.40
14041	PUNE	GUJARAT	ARVALLI	041	MATHEMATICS	5	5	0	0	0	0	0	0	0	5	0	83.80
14041	PUNE	GUJARAT	ARVALLI	042	PHYSICS	32	32	0	0	0	0	0	0	9	20	3	79.41
14041	PUNE	GUJARAT	ARVALLI	043	CHEMISTRY	32	32	0	0	0	0	0	0	2	11	19	88.63
14041	PUNE	GUJARAT	ARVALLI	044	BIOLOGY	27	27	0	0	0	0	0	0	5	13	9	83.37
14041	PUNE	GUJARAT	ARVALLI	301	ENGLISH CORE	62	62	0	0	0	0	0	0	17	42	3	79.27
14041	PUNE	GUJARAT	ARVALLI	302	HINDI CORE	62	62	0	0	0	0	0	0	8	42	12	82.95
			ARVALLI Average														80.79
14042	PUNE	GUJARAT	BHAVNAGAR	030	ECONOMICS	22	22	0	0	0	0	0	2	2	11	7	83.27
14042	PUNE	GUJARAT	BHAVNAGAR	041	MATHEMATICS	10	10	0	0	0	0	0	0	5	3	2	76.10
14042	PUNE	GUJARAT	BHAVNAGAR	042	PHYSICS	19	19	0	0	0	0	0	0	7	11	1	75.26
14042	PUNE	GUJARAT	BHAVNAGAR	043	CHEMISTRY	19	19	0	0	0	0	0	0	9	8	2	76.05
14042	PUNE	GUJARAT	BHAVNAGAR	044	BIOLOGY	9	9	0	0	0	0	0	0	3	4	2	80.11
14042	PUNE	GUJARAT	BHAVNAGAR	054	BUSINESS STUDIES	22	22	0	0	0	0	0	0	3	12	7	84.00
14042	PUNE	GUJARAT	BHAVNAGAR	055	ACCOUNTANCY	22	22	0	0	0	0	0	2	6	8	6	78.50
14042	PUNE	GUJARAT	BHAVNAGAR	301	ENGLISH CORE	41	41	0	0	0	0	0	0	10	26	5	79.68
14042	PUNE	GUJARAT	BHAVNAGAR	302	HINDI CORE	41	41	0	0	0	0	0	0	10	21	10	81.85
			BHAVNAGAR Average														79.42
14043	PUNE	GUJARAT	VADODARA	041	MATHEMATICS	21	21	0	0	0	0	0	0	6	10	5	80.52
14043	PUNE	GUJARAT	VADODARA	042	PHYSICS	45	45	0	0	0	0	0	1	23	15	6	75.22
14043	PUNE	GUJARAT	VADODARA	043	CHEMISTRY	45	45	0	0	0	0	0	0	9	28	8	82.16
14043	PUNE	GUJARAT	VADODARA	044	BIOLOGY	24	24	0	0	0	0	0	0	2	11	11	87.42
14043	PUNE	GUJARAT	VADODARA	283	COMPUTER SCIENCE	21	21	0	0	0	0	0	0	3	14	4	82.81
14043	PUNE	GUJARAT	VADODARA	301	ENGLISH CORE	45	45	0	0	0	0	0	1	21	21	2	75.82
14043	PUNE	GUJARAT	VADODARA	302	HINDI CORE	24	24	0	0	0	0	0	0	4	14	6	82.50
			VADODARA Average														80.92
14044	PUNE	GUJARAT	GANDHINAGAR	041	MATHEMATICS	35	35	0	0	0	0	0	4	8	15	8	79.29

SCH CODE	REGION	STATE	JNV	SUB CODE	SUBJ NAME	APPEARED	PASSED	FAILED	ABSENT	L33	e33l40	e40l50	e50l60	e60l75	e75l90	e90a	Subj. Avg
14044	PUNE	GUJARAT	GANDHINAGAR	042	PHYSICS	51	51	0	0	0	0	0	0	6	22	23	86.53
14044	PUNE	GUJARAT	GANDHINAGAR	043	CHEMISTRY	51	51	0	0	0	0	0	0	2	24	25	87.88
14044	PUNE	GUJARAT	GANDHINAGAR	044	BIOLOGY	17	17	0	0	0	0	0	0	2	5	10	87.06
14044	PUNE	GUJARAT	GANDHINAGAR	283	COMPUTER SCIENCE	34	34	0	0	0	0	0	0	2	17	15	87.41
14044	PUNE	GUJARAT	GANDHINAGAR	301	ENGLISH CORE	51	51	0	0	0	0	0	0	22	29	0	74.78
14044	PUNE	GUJARAT	GANDHINAGAR	302	HINDI CORE	16	16	0	0	0	0	0	0	4	9	3	82.25
			GANDHINAGAR Average														83.60
14045	PUNE	GUJARAT	BANASKANTHA	030	ECONOMICS	10	10	0	0	0	0	0	0	1	5	4	86.90
14045	PUNE	GUJARAT	BANASKANTHA	041	MATHEMATICS	10	10	0	0	0	0	0	0	0	3	7	90.30
14045	PUNE	GUJARAT	BANASKANTHA	042	PHYSICS	16	16	0	0	0	0	0	1	5	7	3	78.44
14045	PUNE	GUJARAT	BANASKANTHA	043	CHEMISTRY	16	16	0	0	0	0	0	0	1	7	8	88.69
14045	PUNE	GUJARAT	BANASKANTHA	044	BIOLOGY	9	9	0	0	0	0	0	0	2	2	5	86.56
14045	PUNE	GUJARAT	BANASKANTHA	054	BUSINESS STUDIES	10	10	0	0	0	0	0	0	1	8	1	84.10
14045	PUNE	GUJARAT	BANASKANTHA	055	ACCOUNTANCY	10	10	0	0	0	0	0	0	4	5	1	76.70
14045	PUNE	GUJARAT	BANASKANTHA	301	ENGLISH CORE	26	26	0	0	0	0	0	0	4	20	2	80.92
14045	PUNE	GUJARAT	BANASKANTHA	302	HINDI CORE	23	23	0	0	0	0	0	0	3	12	8	85.91
			BANASKANTHA Average														84.28
14046	PUNE	GUJARAT	MEHSANA	041	MATHEMATICS	15	15	0	0	0	0	0	0	5	6	4	79.80
14046	PUNE	GUJARAT	MEHSANA	042	PHYSICS	33	33	0	0	0	0	0	0	10	16	7	81.15
14046	PUNE	GUJARAT	MEHSANA	043	CHEMISTRY	33	33	0	0	0	0	0	1	6	15	11	83.21
14046	PUNE	GUJARAT	MEHSANA	044	BIOLOGY	19	19	0	0	0	0	0	1	3	8	7	83.11
14046	PUNE	GUJARAT	MEHSANA	048	PHYSICAL EDUCATION	31	31	0	0	0	0	0	2	22	7	0	69.26
14046	PUNE	GUJARAT	MEHSANA	301	ENGLISH CORE	33	33	0	0	0	0	0	0	5	20	8	84.30
14046	PUNE	GUJARAT	MEHSANA	302	HINDI CORE	33	33	0	0	0	0	0	0	4	19	10	84.58
			MEHSANA Average														80.77
14047	PUNE	GUJARAT	PANCHMAHAL	030	ECONOMICS	15	14	1	0	0	0	2	5	2	4	1	63.07
14047	PUNE	GUJARAT	PANCHMAHAL	041	MATHEMATICS	23	23	0	0	0	0	0	2	5	9	7	80.35
14047	PUNE	GUJARAT	PANCHMAHAL	042	PHYSICS	44	44	0	0	0	0	0	0	20	17	7	76.27
14047	PUNE	GUJARAT	PANCHMAHAL	043	CHEMISTRY	44	44	0	0	0	0	0	0	0	22	22	88.73
14047	PUNE	GUJARAT	PANCHMAHAL	044	BIOLOGY	23	23	0	0	0	0	0	0	6	9	8	83.04
14047	PUNE	GUJARAT	PANCHMAHAL	054	BUSINESS STUDIES	15	15	0	0	0	0	0	2	5	7	1	74.87
14047	PUNE	GUJARAT	PANCHMAHAL	055	ACCOUNTANCY	15	15	0	0	0	0	0	6	1	7	1	69.60
14047	PUNE	GUJARAT	PANCHMAHAL	301	ENGLISH CORE	59	59	0	0	0	0	0	2	5	37	15	84.47
14047	PUNE	GUJARAT	PANCHMAHAL	302	HINDI CORE	57	57	0	0	0	0	0	2	6	33	16	83.32
			PANCHMAHAL Average														78.19
14048	PUNE	GUJARAT	DANG	030	ECONOMICS	23	23	0	0	0	0	0	0	5	12	6	83.17
14048	PUNE	GUJARAT	DANG	054	BUSINESS STUDIES	23	23	0	0	0	0	0	0	4	17	2	80.83
14048	PUNE	GUJARAT	DANG	055	ACCOUNTANCY	23	23	0	0	0	0	2	9	7	4	1	62.30
14048	PUNE	GUJARAT	DANG	301	ENGLISH CORE	23	23	0	0	0	0	0	0	9	14	0	77.22
14048	PUNE	GUJARAT	DANG	302	HINDI CORE	23	23	0	0	0	0	0	0	4	17	2	81.70
			DANG Average														77.04
14049	PUNE	GUJARAT	AMRELI	041	MATHEMATICS	9	9	0	0	0	0	0	2	3	4	0	70.11
14049	PUNE	GUJARAT	AMRELI	042	PHYSICS	20	20	0	0	0	0	0	0	7	9	4	78.75
14049	PUNE	GUJARAT	AMRELI	043	CHEMISTRY	20	20	0	0	0	0	0	0	9	7	4	77.75
14049	PUNE	GUJARAT	AMRELI	044	BIOLOGY	11	11	0	0	0	0	0	0	2	3	6	86.91
14049	PUNE	GUJARAT	AMRELI	301	ENGLISH CORE	20	20	0	0	0	0	0	0	3	16	1	81.35
14049	PUNE	GUJARAT	AMRELI	302	HINDI CORE	20	20	0	0	0	0	0	0	7	11	2	79.60
			AMRELI Average														79.08
14050	PUNE	GUJARAT	ANAND	041	MATHEMATICS	17	17	0	0	0	0	1	0	8	6	2	73.76
14050	PUNE	GUJARAT	ANAND	042	PHYSICS	30	30	0	0	0	0	0	1	14	12	3	75.97
14050	PUNE	GUJARAT	ANAND	043	CHEMISTRY	30	30	0	0	0	0	1	2	12	12	3	74.90

SCH CODE	REGION	STATE	JNV	SUB CODE	SUBJ NAME	APPEARED	PASSED	FAILED	ABSENT	L33	e33l40	e40l50	e50l60	e60l75	e75l90	e90a	Subj. Avg
14050	PUNE	GUJARAT	ANAND	044	BIOLOGY	13	13	0	0	0	0	0	1	0	5	7	87.54
14050	PUNE	GUJARAT	ANAND	301	ENGLISH CORE	30	30	0	0	0	0	0	0	14	14	2	75.23
14050	PUNE	GUJARAT	ANAND	302	HINDI CORE	30	30	0	0	0	0	0	1	11	14	4	78.53
			ANAND Average														77.66
14051	PUNE	GUJARAT	NAVSARI	041	MATHEMATICS	14	14	0	0	0	0	2	2	3	6	1	69.71
14051	PUNE	GUJARAT	NAVSARI	042	PHYSICS	25	25	0	0	0	0	0	1	14	9	1	73.20
14051	PUNE	GUJARAT	NAVSARI	043	CHEMISTRY	25	25	0	0	0	0	0	1	15	7	2	72.48
14051	PUNE	GUJARAT	NAVSARI	044	BIOLOGY	11	11	0	0	0	0	0	1	5	4	1	73.09
14051	PUNE	GUJARAT	NAVSARI	301	ENGLISH CORE	25	25	0	0	0	0	0	0	12	13	0	74.00
14051	PUNE	GUJARAT	NAVSARI	302	HINDI CORE	25	25	0	0	0	0	0	0	14	10	1	73.28
			NAVSARI Average														72.63
34042	PUNE	MAHARASHTRA	AMRAVATI	041	MATHEMATICS	38	38	0	0	0	0	1	7	15	11	4	71.97
34042	PUNE	MAHARASHTRA	AMRAVATI	042	PHYSICS	65	65	0	0	0	0	0	1	23	26	15	79.38
34042	PUNE	MAHARASHTRA	AMRAVATI	043	CHEMISTRY	65	65	0	0	0	0	0	3	21	27	14	78.89
34042	PUNE	MAHARASHTRA	AMRAVATI	044	BIOLOGY	40	40	0	0	0	0	0	2	16	14	8	76.85
34042	PUNE	MAHARASHTRA	AMRAVATI	301	ENGLISH CORE	65	65	0	0	0	0	0	2	10	40	13	81.25
34042	PUNE	MAHARASHTRA	AMRAVATI	302	HINDI CORE	52	52	0	0	0	0	0	1	18	22	11	79.04
			AMRAVATI Average														77.90
34045	PUNE	MAHARASHTRA	LATUR	041	MATHEMATICS	21	21	0	0	0	0	1	2	3	8	7	78.90
34045	PUNE	MAHARASHTRA	LATUR	042	PHYSICS	37	37	0	0	0	0	0	1	14	15	7	78.38
34045	PUNE	MAHARASHTRA	LATUR	043	CHEMISTRY	37	37	0	0	0	0	0	1	8	14	14	82.27
34045	PUNE	MAHARASHTRA	LATUR	044	BIOLOGY	16	16	0	0	0	0	0	1	5	7	3	77.75
34045	PUNE	MAHARASHTRA	LATUR	301	ENGLISH CORE	37	37	0	0	0	0	0	0	2	17	18	87.38
34045	PUNE	MAHARASHTRA	LATUR	302	HINDI CORE	37	37	0	0	0	0	0	1	5	19	12	83.76
			LATUR Average														81.41
34046	PUNE	MAHARASHTRA	GADCHIROLI	041	MATHEMATICS	29	29	0	0	0	0	0	9	8	10	2	69.76
34046	PUNE	MAHARASHTRA	GADCHIROLI	042	PHYSICS	46	46	0	0	0	0	0	5	30	10	1	69.57
34046	PUNE	MAHARASHTRA	GADCHIROLI	043	CHEMISTRY	46	46	0	0	0	0	0	0	7	31	8	82.20
34046	PUNE	MAHARASHTRA	GADCHIROLI	044	BIOLOGY	30	30	0	0	0	0	0	2	16	8	4	74.60
34046	PUNE	MAHARASHTRA	GADCHIROLI	301	ENGLISH CORE	46	46	0	0	0	0	0	0	7	36	3	81.78
34046	PUNE	MAHARASHTRA	GADCHIROLI	302	HINDI CORE	33	33	0	0	0	0	0	0	13	18	2	77.21
			GADCHIROLI Average														75.85
34047	PUNE	MAHARASHTRA	NANDED	041	MATHEMATICS	17	17	0	0	0	0	0	4	4	7	2	73.65
34047	PUNE	MAHARASHTRA	NANDED	042	PHYSICS	34	34	0	0	0	0	0	2	13	14	5	75.35
34047	PUNE	MAHARASHTRA	NANDED	043	CHEMISTRY	34	34	0	0	0	0	0	0	7	16	11	81.88
34047	PUNE	MAHARASHTRA	NANDED	044	BIOLOGY	34	34	0	0	0	0	0	0	7	19	8	81.65
34047	PUNE	MAHARASHTRA	NANDED	301	ENGLISH CORE	34	34	0	0	0	0	0	0	5	27	2	81.32
34047	PUNE	MAHARASHTRA	NANDED	302	HINDI CORE	17	17	0	0	0	0	0	0	5	10	2	79.53
			NANDED Average														78.90
34054	PUNE	MAHARASHTRA	THANE	041	MATHEMATICS	25	25	0	0	0	0	0	1	10	7	7	78.56
34054	PUNE	MAHARASHTRA	THANE	042	PHYSICS	45	45	0	0	0	0	0	0	15	21	9	79.67
34054	PUNE	MAHARASHTRA	THANE	043	CHEMISTRY	45	45	0	0	0	0	0	0	6	22	17	85.51
34054	PUNE	MAHARASHTRA	THANE	044	BIOLOGY	33	33	0	0	0	0	0	0	0	14	19	89.58
34054	PUNE	MAHARASHTRA	THANE	301	ENGLISH CORE	45	45	0	0	0	0	0	0	0	15	30	90.87
34054	PUNE	MAHARASHTRA	THANE	302	HINDI CORE	32	32	0	0	0	0	0	0	0	22	10	87.16
			THANE Average														85.23
34055	PUNE	MAHARASHTRA	OSMANABAD	041	MATHEMATICS	19	18	1	0	0	0	0	6	8	3	1	64.89
34055	PUNE	MAHARASHTRA	OSMANABAD	042	PHYSICS	37	37	0	0	0	0	0	1	12	19	5	78.19
34055	PUNE	MAHARASHTRA	OSMANABAD	043	CHEMISTRY	37	37	0	0	0	0	0	2	15	13	7	77.14
34055	PUNE	MAHARASHTRA	OSMANABAD	044	BIOLOGY	23	23	0	0	0	0	0	1	4	11	7	83.65
34055	PUNE	MAHARASHTRA	OSMANABAD	283	COMPUTER SCIENCE	14	14	0	0	0	0	0	0	2	10	2	80.86

SCH CODE	REGION	STATE	JNV	SUB CODE	SUBJ NAME	APPEARED	PASSED	FAILED	ABSENT	L33	e33l40	e40l50	e50l60	e60l75	e75l90	e90a	Subj. Avg
34055	PUNE	MAHARASHTRA	OSMANABAD	301	ENGLISH CORE	37	37	0	0	0	0	0	0	4	25	8	83.92
34055	PUNE	MAHARASHTRA	OSMANABAD	302	HINDI CORE	18	18	0	0	0	0	0	0	2	11	5	84.00
			OSMANABAD Average														78.95
34056	PUNE	MAHARASHTRA	NAGPUR	041	MATHEMATICS	22	22	0	0	0	0	0	2	9	8	3	75.41
34056	PUNE	MAHARASHTRA	NAGPUR	042	PHYSICS	36	36	0	0	0	0	0	0	9	19	8	81.28
34056	PUNE	MAHARASHTRA	NAGPUR	043	CHEMISTRY	36	36	0	0	0	0	0	0	6	17	13	84.36
34056	PUNE	MAHARASHTRA	NAGPUR	044	BIOLOGY	17	17	0	0	0	0	0	0	2	5	10	87.35
34056	PUNE	MAHARASHTRA	NAGPUR	109	MARATHI	33	33	0	0	0	0	0	0	4	20	9	84.39
34056	PUNE	MAHARASHTRA	NAGPUR	301	ENGLISH CORE	36	36	0	0	0	0	0	0	6	23	7	81.36
			NAGPUR Average														82.36
34057	PUNE	MAHARASHTRA	GONDIA	041	MATHEMATICS	21	21	0	0	0	0	0	0	3	9	9	84.90
34057	PUNE	MAHARASHTRA	GONDIA	042	PHYSICS	44	44	0	0	0	0	0	0	12	19	13	82.64
34057	PUNE	MAHARASHTRA	GONDIA	043	CHEMISTRY	44	44	0	0	0	0	0	0	2	20	22	88.18
34057	PUNE	MAHARASHTRA	GONDIA	044	BIOLOGY	23	23	0	0	0	0	0	0	0	9	14	89.30
34057	PUNE	MAHARASHTRA	GONDIA	083	COMPUTER SCIENCE	13	13	0	0	0	0	0	0	0	5	8	90.92
34057	PUNE	MAHARASHTRA	GONDIA	109	MARATHI	19	19	0	0	0	0	0	0	0	9	10	88.63
34057	PUNE	MAHARASHTRA	GONDIA	301	ENGLISH CORE	44	44	0	0	0	0	0	0	0	10	34	91.30
34057	PUNE	MAHARASHTRA	GONDIA	302	HINDI CORE	12	12	0	0	0	0	0	0	0	4	8	90.42
			GONDIA Average														88.29
34058	PUNE	MAHARASHTRA	NASIK	041	MATHEMATICS	25	25	0	0	0	0	2	3	8	8	4	72.72
34058	PUNE	MAHARASHTRA	NASIK	042	PHYSICS	41	41	0	0	0	0	0	1	11	17	12	82.24
34058	PUNE	MAHARASHTRA	NASIK	043	CHEMISTRY	41	41	0	0	0	0	0	0	9	20	12	82.85
34058	PUNE	MAHARASHTRA	NASIK	044	BIOLOGY	24	24	0	0	0	0	0	0	2	6	16	89.92
34058	PUNE	MAHARASHTRA	NASIK	283	COMPUTER SCIENCE	17	17	0	0	0	0	0	0	3	6	8	86.71
34058	PUNE	MAHARASHTRA	NASIK	301	ENGLISH CORE	41	41	0	0	0	0	0	0	1	17	23	88.51
34058	PUNE	MAHARASHTRA	NASIK	302	HINDI CORE	41	41	0	0	0	0	0	0	5	18	18	86.17
			NASIK Average														84.16
34059	PUNE	MAHARASHTRA	BULDANA	027	HISTORY	29	29	0	0	0	0	1	0	4	16	8	82.17
34059	PUNE	MAHARASHTRA	BULDANA	029	GEOGRAPHY	29	29	0	0	0	0	0	1	1	17	10	84.48
34059	PUNE	MAHARASHTRA	BULDANA	030	ECONOMICS	29	29	0	0	0	0	0	2	9	10	8	78.24
34059	PUNE	MAHARASHTRA	BULDANA	041	MATHEMATICS	24	22	2	0	0	0	0	2	9	6	5	72.00
34059	PUNE	MAHARASHTRA	BULDANA	042	PHYSICS	33	32	1	0	0	0	0	0	10	12	10	79.79
34059	PUNE	MAHARASHTRA	BULDANA	043	CHEMISTRY	33	32	1	0	0	0	0	0	6	12	14	83.45
34059	PUNE	MAHARASHTRA	BULDANA	044	BIOLOGY	22	21	1	0	0	0	0	0	1	2	18	90.64
34059	PUNE	MAHARASHTRA	BULDANA	283	COMPUTER SCIENCE	11	11	0	0	0	0	0	0	0	5	6	88.82
34059	PUNE	MAHARASHTRA	BULDANA	301	ENGLISH CORE	62	62	0	0	0	0	1	1	10	37	13	81.31
34059	PUNE	MAHARASHTRA	BULDANA	302	HINDI CORE	38	38	0	0	0	0	0	1	3	21	13	84.34
			BULDANA Average														82.52
34062	PUNE	MAHARASHTRA	WARDHA	041	MATHEMATICS	34	34	0	0	0	0	0	5	5	16	8	79.41
34062	PUNE	MAHARASHTRA	WARDHA	042	PHYSICS	47	47	0	0	0	0	0	0	1	14	32	90.17
34062	PUNE	MAHARASHTRA	WARDHA	043	CHEMISTRY	47	47	0	0	0	0	0	0	12	21	14	83.43
34062	PUNE	MAHARASHTRA	WARDHA	044	BIOLOGY	13	13	0	0	0	0	0	0	1	3	9	89.69
34062	PUNE	MAHARASHTRA	WARDHA	109	MARATHI	47	47	0	0	0	0	0	0	2	21	24	87.53
34062	PUNE	MAHARASHTRA	WARDHA	301	ENGLISH CORE	47	47	0	0	0	0	0	0	2	29	16	86.43
			WARDHA Average														86.11
34063	PUNE	MAHARASHTRA	JALGAON	041	MATHEMATICS	27	27	0	0	0	0	0	5	10	8	4	72.30
34063	PUNE	MAHARASHTRA	JALGAON	042	PHYSICS	28	28	0	0	0	0	0	0	8	18	2	76.82
34063	PUNE	MAHARASHTRA	JALGAON	043	CHEMISTRY	28	28	0	0	0	0	0	0	6	15	7	83.18
34063	PUNE	MAHARASHTRA	JALGAON	044	BIOLOGY	17	17	0	0	0	0	0	1	9	6	1	74.59
34063	PUNE	MAHARASHTRA	JALGAON	283	COMPUTER SCIENCE	11	11	0	0	0	0	0	0	2	5	4	85.55
34063	PUNE	MAHARASHTRA	JALGAON	301	ENGLISH CORE	28	28	0	0	0	0	0	0	1	23	4	83.29

SCH CODE	REGION	STATE	JNV	SUB CODE	SUBJ NAME	APPEARED	PASSED	FAILED	ABSENT	L33	e33l40	e40l50	e50l60	e60l75	e75l90	e90a	Subj. Avg
34063	PUNE	MAHARASHTRA	JALGAON	302	HINDI CORE	1	1	0	0	0	0	0	0	1	0	0	70.00
			JALGAON Average														77.96
34064	PUNE	MAHARASHTRA	YAVATMAL	041	MATHEMATICS	12	12	0	0	0	0	0	0	7	1	4	78.50
34064	PUNE	MAHARASHTRA	YAVATMAL	042	PHYSICS	46	46	0	0	0	0	0	0	12	23	11	80.72
34064	PUNE	MAHARASHTRA	YAVATMAL	043	CHEMISTRY	46	46	0	0	0	0	0	0	6	25	15	84.15
34064	PUNE	MAHARASHTRA	YAVATMAL	044	BIOLOGY	34	34	0	0	0	0	0	1	4	21	8	82.06
34064	PUNE	MAHARASHTRA	YAVATMAL	301	ENGLISH CORE	46	46	0	0	0	0	0	0	2	30	14	86.57
34064	PUNE	MAHARASHTRA	YAVATMAL	302	HINDI CORE	46	46	0	0	0	0	0	0	4	29	13	84.41
			YAVATMAL Average														82.74
34065	PUNE	MAHARASHTRA	JALNA	027	HISTORY	32	32	0	0	0	0	0	0	8	13	11	81.75
34065	PUNE	MAHARASHTRA	JALNA	029	GEOGRAPHY	32	32	0	0	0	0	0	0	6	18	8	81.09
34065	PUNE	MAHARASHTRA	JALNA	030	ECONOMICS	32	31	1	0	0	0	2	7	13	8	1	66.44
34065	PUNE	MAHARASHTRA	JALNA	041	MATHEMATICS	14	14	0	0	0	0	0	0	1	7	6	87.00
34065	PUNE	MAHARASHTRA	JALNA	042	PHYSICS	33	33	0	0	0	0	0	0	11	12	10	81.42
34065	PUNE	MAHARASHTRA	JALNA	043	CHEMISTRY	33	33	0	0	0	0	0	0	6	19	8	82.39
34065	PUNE	MAHARASHTRA	JALNA	044	BIOLOGY	33	33	0	0	0	0	0	0	4	15	14	86.18
34065	PUNE	MAHARASHTRA	JALNA	301	ENGLISH CORE	65	65	0	0	0	0	2	5	14	33	11	77.75
34065	PUNE	MAHARASHTRA	JALNA	302	HINDI CORE	51	51	0	0	0	0	0	2	13	28	8	79.47
			JALNA Average														80.39
34067	PUNE	MAHARASHTRA	BEED	041	MATHEMATICS	6	6	0	0	0	0	2	1	2	0	1	62.67
34067	PUNE	MAHARASHTRA	BEED	042	PHYSICS	23	23	0	0	0	0	0	0	13	6	4	75.70
34067	PUNE	MAHARASHTRA	BEED	043	CHEMISTRY	23	23	0	0	0	0	0	1	10	10	2	73.65
34067	PUNE	MAHARASHTRA	BEED	044	BIOLOGY	22	22	0	0	0	0	0	1	1	8	12	87.18
34067	PUNE	MAHARASHTRA	BEED	109	MARATHI	1	1	0	0	0	0	0	0	0	1	0	78.00
34067	PUNE	MAHARASHTRA	BEED	301	ENGLISH CORE	23	23	0	0	0	0	0	0	1	12	10	86.70
34067	PUNE	MAHARASHTRA	BEED	302	HINDI CORE	17	17	0	0	0	0	0	0	3	10	4	84.53
			BEED Average														78.35
34068	PUNE	MAHARASHTRA	CHANDRAPUR	041	MATHEMATICS	22	21	1	0	0	0	2	2	7	6	4	71.64
34068	PUNE	MAHARASHTRA	CHANDRAPUR	042	PHYSICS	42	42	0	0	0	0	0	0	19	15	8	78.14
34068	PUNE	MAHARASHTRA	CHANDRAPUR	043	CHEMISTRY	42	42	0	0	0	0	0	0	7	16	19	85.74
34068	PUNE	MAHARASHTRA	CHANDRAPUR	044	BIOLOGY	20	20	0	0	0	0	0	0	0	5	15	91.25
34068	PUNE	MAHARASHTRA	CHANDRAPUR	283	COMPUTER SCIENCE	22	22	0	0	0	0	0	0	2	13	7	84.73
34068	PUNE	MAHARASHTRA	CHANDRAPUR	301	ENGLISH CORE	42	42	0	0	0	0	0	0	0	15	27	90.38
34068	PUNE	MAHARASHTRA	CHANDRAPUR	302	HINDI CORE	20	20	0	0	0	0	0	0	0	9	11	89.90
			CHANDRAPUR Average														84.54
34069	PUNE	MAHARASHTRA	NANDURBAR I	041	MATHEMATICS	9	9	0	0	0	0	0	1	2	6	0	77.67
34069	PUNE	MAHARASHTRA	NANDURBAR I	042	PHYSICS	23	23	0	0	0	0	0	0	11	9	3	78.35
34069	PUNE	MAHARASHTRA	NANDURBAR I	043	CHEMISTRY	23	23	0	0	0	0	0	0	2	13	8	86.74
34069	PUNE	MAHARASHTRA	NANDURBAR I	044	BIOLOGY	15	15	0	0	0	0	0	0	0	5	10	88.47
34069	PUNE	MAHARASHTRA	NANDURBAR I	301	ENGLISH CORE	23	23	0	0	0	0	0	0	1	19	3	83.74
34069	PUNE	MAHARASHTRA	NANDURBAR I	302	HINDI CORE	22	22	0	0	0	0	0	0	2	15	5	85.36
			NANDURBAR I Average														83.39
34070	PUNE	MAHARASHTRA	AHMEDNAGAR	041	MATHEMATICS	21	21	0	0	0	0	0	0	3	12	6	83.38
34070	PUNE	MAHARASHTRA	AHMEDNAGAR	042	PHYSICS	34	34	0	0	0	0	0	0	12	15	7	79.41
34070	PUNE	MAHARASHTRA	AHMEDNAGAR	043	CHEMISTRY	34	34	0	0	0	0	0	0	3	16	15	85.74
34070	PUNE	MAHARASHTRA	AHMEDNAGAR	044	BIOLOGY	21	21	0	0	0	0	0	0	1	14	6	85.90
34070	PUNE	MAHARASHTRA	AHMEDNAGAR	301	ENGLISH CORE	34	34	0	0	0	0	0	0	1	26	7	84.76
34070	PUNE	MAHARASHTRA	AHMEDNAGAR	302	HINDI CORE	26	26	0	0	0	0	0	0	2	18	6	85.08
			AHMEDNAGAR Average														84.05
34071	PUNE	MAHARASHTRA	HINGOLI	041	MATHEMATICS	32	30	2	0	0	0	0	4	13	9	4	72.03
34071	PUNE	MAHARASHTRA	HINGOLI	042	PHYSICS	60	60	0	0	0	0	0	3	29	20	8	74.90

SCH CODE	REGION	STATE	JNV	SUB CODE	SUBJ NAME	APPEARED	PASSED	FAILED	ABSENT	L33	e33l40	e40l50	e50l60	e60l75	e75l90	e90a	Subj. Avg
34071	PUNE	MAHARASHTRA	HINGOLI	043	CHEMISTRY	60	60	0	0	0	0	2	12	21	19	6	70.68
34071	PUNE	MAHARASHTRA	HINGOLI	044	BIOLOGY	60	56	4	0	0	0	0	12	26	12	6	68.75
34071	PUNE	MAHARASHTRA	HINGOLI	301	ENGLISH CORE	60	60	0	0	0	0	0	4	18	31	7	77.92
34071	PUNE	MAHARASHTRA	HINGOLI	302	HINDI CORE	28	28	0	0	0	0	0	3	15	7	3	72.64
			HINGOLI Average														72.82
34073	PUNE	MAHARASHTRA	SANGLI	041	MATHEMATICS	23	23	0	0	0	0	0	0	13	8	2	74.26
34073	PUNE	MAHARASHTRA	SANGLI	042	PHYSICS	39	39	0	0	0	0	0	1	14	19	5	77.38
34073	PUNE	MAHARASHTRA	SANGLI	043	CHEMISTRY	39	39	0	0	0	0	0	0	15	19	5	78.38
34073	PUNE	MAHARASHTRA	SANGLI	044	BIOLOGY	17	17	0	0	0	0	0	0	1	10	6	85.35
34073	PUNE	MAHARASHTRA	SANGLI	109	MARATHI	22	22	0	0	0	0	0	0	3	16	3	80.77
34073	PUNE	MAHARASHTRA	SANGLI	301	ENGLISH CORE	39	39	0	0	0	0	0	0	3	28	8	83.64
34073	PUNE	MAHARASHTRA	SANGLI	302	HINDI CORE	16	16	0	0	0	0	0	0	4	9	3	80.44
			SANGLI Average														80.03
34078	PUNE	MAHARASHTRA	AURANGABAD	041	MATHEMATICS	36	36	0	0	0	1	6	11	10	5	3	62.36
34078	PUNE	MAHARASHTRA	AURANGABAD	042	PHYSICS	55	55	0	0	0	0	0	0	25	26	4	75.78
34078	PUNE	MAHARASHTRA	AURANGABAD	043	CHEMISTRY	55	55	0	0	0	0	0	0	17	28	10	79.67
34078	PUNE	MAHARASHTRA	AURANGABAD	044	BIOLOGY	43	43	0	0	0	0	0	2	16	17	8	76.74
34078	PUNE	MAHARASHTRA	AURANGABAD	301	ENGLISH CORE	55	55	0	0	0	0	0	0	6	31	18	84.78
34078	PUNE	MAHARASHTRA	AURANGABAD	302	HINDI CORE	50	50	0	0	0	0	0	0	11	32	7	80.38
			AURANGABAD Average														76.62
34079	PUNE	MAHARASHTRA	RATNAGIRI	041	MATHEMATICS	25	25	0	0	0	0	0	1	8	12	4	78.24
34079	PUNE	MAHARASHTRA	RATNAGIRI	042	PHYSICS	36	36	0	0	0	0	0	0	3	26	7	83.69
34079	PUNE	MAHARASHTRA	RATNAGIRI	043	CHEMISTRY	36	36	0	0	0	0	0	0	2	16	18	87.94
34079	PUNE	MAHARASHTRA	RATNAGIRI	044	BIOLOGY	18	18	0	0	0	0	0	0	4	12	2	78.56
34079	PUNE	MAHARASHTRA	RATNAGIRI	301	ENGLISH CORE	36	36	0	0	0	0	0	0	0	12	24	91.19
34079	PUNE	MAHARASHTRA	RATNAGIRI	302	HINDI CORE	29	29	0	0	0	0	0	0	2	19	8	85.93
			RATNAGIRI Average														84.26
34080	PUNE	MAHARASHTRA	SINDHUDURG	041	MATHEMATICS	30	30	0	0	0	0	0	3	5	13	9	81.83
34080	PUNE	MAHARASHTRA	SINDHUDURG	042	PHYSICS	37	37	0	0	0	0	0	0	15	17	5	77.41
34080	PUNE	MAHARASHTRA	SINDHUDURG	043	CHEMISTRY	37	37	0	0	0	0	0	0	1	22	14	86.49
34080	PUNE	MAHARASHTRA	SINDHUDURG	044	BIOLOGY	12	12	0	0	0	0	0	0	0	4	8	91.00
34080	PUNE	MAHARASHTRA	SINDHUDURG	301	ENGLISH CORE	37	37	0	0	0	0	0	1	4	26	6	82.41
34080	PUNE	MAHARASHTRA	SINDHUDURG	302	HINDI CORE	32	32	0	0	0	0	0	0	2	22	8	84.47
			SINDHUDURG Average														83.94
34082	PUNE	MAHARASHTRA	KOLHAPUR	041	MATHEMATICS	25	25	0	0	0	0	0	2	6	10	7	79.80
34082	PUNE	MAHARASHTRA	KOLHAPUR	042	PHYSICS	31	31	0	0	0	0	0	0	1	20	10	86.00
34082	PUNE	MAHARASHTRA	KOLHAPUR	043	CHEMISTRY	31	31	0	0	0	0	0	0	5	12	14	85.29
34082	PUNE	MAHARASHTRA	KOLHAPUR	044	BIOLOGY	27	27	0	0	0	0	0	1	9	13	4	78.63
34082	PUNE	MAHARASHTRA	KOLHAPUR	301	ENGLISH CORE	31	31	0	0	0	0	0	0	1	21	9	86.26
34082	PUNE	MAHARASHTRA	KOLHAPUR	302	HINDI CORE	10	10	0	0	0	0	0	0	2	5	3	83.90
			KOLHAPUR Average														83.31
34083	PUNE	MAHARASHTRA	RAIGAD	041	MATHEMATICS	23	23	0	0	0	0	0	3	12	6	2	72.30
34083	PUNE	MAHARASHTRA	RAIGAD	042	PHYSICS	33	33	0	0	0	0	0	0	10	18	5	80.18
34083	PUNE	MAHARASHTRA	RAIGAD	043	CHEMISTRY	33	33	0	0	0	0	0	0	3	18	12	84.94
34083	PUNE	MAHARASHTRA	RAIGAD	044	BIOLOGY	33	33	0	0	0	0	0	0	6	19	8	81.27
34083	PUNE	MAHARASHTRA	RAIGAD	301	ENGLISH CORE	33	33	0	0	0	0	0	0	4	23	6	83.21
34083	PUNE	MAHARASHTRA	RAIGAD	302	HINDI CORE	10	10	0	0	0	0	0	0	1	6	3	83.30
			RAIGAD Average														80.87
34085	PUNE	MAHARASHTRA	SATARA	030	ECONOMICS	20	20	0	0	0	0	0	1	9	8	2	75.60
34085	PUNE	MAHARASHTRA	SATARA	041	MATHEMATICS	44	43	1	0	0	0	0	5	13	18	7	75.02
34085	PUNE	MAHARASHTRA	SATARA	042	PHYSICS	39	39	0	0	0	0	0	0	17	15	7	77.82

SCH CODE	REGION	STATE	JNV	SUB CODE	SUBJ NAME	APPEARED	PASSED	FAILED	ABSENT	L33	e33l40	e40l50	e50l60	e60l75	e75l90	e90a	Subj. Avg
34085	PUNE	MAHARASHTRA	SATARA	043	CHEMISTRY	39	39	0	0	0	0	0	0	0	24	15	86.26
34085	PUNE	MAHARASHTRA	SATARA	044	BIOLOGY	35	35	0	0	0	0	0	0	4	14	17	86.46
34085	PUNE	MAHARASHTRA	SATARA	048	PHYSICAL EDUCATION	4	4	0	0	0	0	0	0	0	2	2	91.25
34085	PUNE	MAHARASHTRA	SATARA	054	BUSINESS STUDIES	20	20	0	0	0	0	0	0	5	11	4	80.25
34085	PUNE	MAHARASHTRA	SATARA	055	ACCOUNTANCY	20	20	0	0	0	0	1	2	4	9	4	77.05
34085	PUNE	MAHARASHTRA	SATARA	301	ENGLISH CORE	59	59	0	0	0	0	0	0	11	40	8	81.42
34085	PUNE	MAHARASHTRA	SATARA	302	HINDI CORE	15	15	0	0	0	0	0	0	2	12	1	81.33
			SATARA Average														81.25
34086	PUNE	MAHARASHTRA	SOLAPUR	041	MATHEMATICS	23	23	0	0	0	0	1	1	6	7	8	80.22
34086	PUNE	MAHARASHTRA	SOLAPUR	042	PHYSICS	45	45	0	0	0	0	0	1	13	23	8	78.67
34086	PUNE	MAHARASHTRA	SOLAPUR	043	CHEMISTRY	45	45	0	0	0	0	0	0	4	21	20	86.27
34086	PUNE	MAHARASHTRA	SOLAPUR	044	BIOLOGY	22	22	0	0	0	0	0	0	1	7	14	89.55
34086	PUNE	MAHARASHTRA	SOLAPUR	301	ENGLISH CORE	45	45	0	0	0	0	0	0	7	28	10	82.89
34086	PUNE	MAHARASHTRA	SOLAPUR	302	HINDI CORE	45	45	0	0	0	0	0	0	5	21	19	85.20
			SOLAPUR Average														83.80
34087	PUNE	MAHARASHTRA	WASHIM	041	MATHEMATICS	31	31	0	0	0	0	2	4	7	11	7	75.10
34087	PUNE	MAHARASHTRA	WASHIM	042	PHYSICS	43	43	0	0	0	0	0	0	10	15	18	84.42
34087	PUNE	MAHARASHTRA	WASHIM	043	CHEMISTRY	43	43	0	0	0	0	0	1	14	19	9	78.53
34087	PUNE	MAHARASHTRA	WASHIM	044	BIOLOGY	20	20	0	0	0	0	0	2	5	8	5	78.15
34087	PUNE	MAHARASHTRA	WASHIM	283	COMPUTER SCIENCE	23	23	0	0	0	0	0	0	2	11	10	86.39
34087	PUNE	MAHARASHTRA	WASHIM	301	ENGLISH CORE	43	43	0	0	0	0	0	0	3	19	21	87.65
34087	PUNE	MAHARASHTRA	WASHIM	302	HINDI CORE	12	12	0	0	0	0	0	0	2	6	4	82.67
			WASHIM Average														81.84
34092	PUNE	MAHARASHTRA	PUNE	041	MATHEMATICS	27	27	0	0	0	0	1	4	4	13	5	75.30
34092	PUNE	MAHARASHTRA	PUNE	042	PHYSICS	99	99	0	0	0	0	0	0	20	40	39	84.04
34092	PUNE	MAHARASHTRA	PUNE	043	CHEMISTRY	99	99	0	0	0	0	0	0	5	31	63	90.31
34092	PUNE	MAHARASHTRA	PUNE	044	BIOLOGY	88	88	0	0	0	0	0	0	0	17	71	92.91
34092	PUNE	MAHARASHTRA	PUNE	048	PHYSICAL EDUCATION	2	2	0	0	0	0	0	0	0	2	0	83.50
34092	PUNE	MAHARASHTRA	PUNE	301	ENGLISH CORE	99	99	0	0	0	0	0	0	7	56	36	85.40
34092	PUNE	MAHARASHTRA	PUNE	302	HINDI CORE	81	81	0	0	0	0	0	0	0	23	58	91.41
			PUNE Average														86.12
34094	PUNE	MAHARASHTRA	AKOLA	030	ECONOMICS	27	27	0	0	0	0	0	0	4	16	7	83.11
34094	PUNE	MAHARASHTRA	AKOLA	041	MATHEMATICS	23	21	2	0	0	0	4	2	11	4	0	61.26
34094	PUNE	MAHARASHTRA	AKOLA	042	PHYSICS	36	36	0	0	0	0	0	0	12	19	5	78.39
34094	PUNE	MAHARASHTRA	AKOLA	043	CHEMISTRY	36	36	0	0	0	0	0	0	13	18	5	79.17
34094	PUNE	MAHARASHTRA	AKOLA	044	BIOLOGY	13	13	0	0	0	0	0	1	4	6	2	77.62
34094	PUNE	MAHARASHTRA	AKOLA	048	PHYSICAL EDUCATION	1	1	0	0	0	0	0	0	0	1	0	87.00
34094	PUNE	MAHARASHTRA	AKOLA	054	BUSINESS STUDIES	27	27	0	0	0	0	0	0	1	22	4	82.30
34094	PUNE	MAHARASHTRA	AKOLA	055	ACCOUNTANCY	27	27	0	0	0	0	2	11	8	4	2	64.15
34094	PUNE	MAHARASHTRA	AKOLA	301	ENGLISH CORE	63	63	0	0	0	0	0	1	11	42	9	81.25
34094	PUNE	MAHARASHTRA	AKOLA	302	HINDI CORE	62	62	0	0	0	0	0	0	13	41	8	80.84
			AKOLA Average														77.51
34101	PUNE	MAHARASHTRA	PARBHANI	041	MATHEMATICS	28	27	1	0	0	0	1	6	10	7	3	69.18
34101	PUNE	MAHARASHTRA	PARBHANI	042	PHYSICS	46	46	0	0	0	0	0	3	24	13	6	73.30
34101	PUNE	MAHARASHTRA	PARBHANI	043	CHEMISTRY	46	46	0	0	0	0	0	2	12	21	11	79.43
34101	PUNE	MAHARASHTRA	PARBHANI	044	BIOLOGY	39	39	0	0	0	0	0	1	11	20	7	79.28
34101	PUNE	MAHARASHTRA	PARBHANI	109	MARATHI	9	9	0	0	0	0	0	1	1	6	1	79.44
34101	PUNE	MAHARASHTRA	PARBHANI	301	ENGLISH CORE	46	46	0	0	0	0	0	0	7	34	5	81.89
34101	PUNE	MAHARASHTRA	PARBHANI	302	HINDI CORE	18	18	0	0	0	0	0	0	11	7	0	74.56
			PARBHANI Average														76.73
34804	PUNE	GOA	CANACONA	041	MATHEMATICS	25	25	0	0	0	0	1	4	8	11	1	69.32

SCH CODE	REGION	STATE	JNV	SUB CODE	SUBJ NAME	APPEARED	PASSED	FAILED	ABSENT	L33	e33l40	e40l50	e50l60	e60l75	e75l90	e90a	Subj. Avg
34804	PUNE	GOA	CANACONA	042	PHYSICS	45	45	0	0	0	0	0	0	18	21	6	78.33
34804	PUNE	GOA	CANACONA	043	CHEMISTRY	45	45	0	0	0	0	0	0	14	27	4	78.36
34804	PUNE	GOA	CANACONA	044	BIOLOGY	35	35	0	0	0	0	0	0	3	11	21	88.66
34804	PUNE	GOA	CANACONA	265	INFORMATICS PRAC.	10	10	0	0	0	0	0	0	2	5	3	83.20
34804	PUNE	GOA	CANACONA	301	ENGLISH CORE	45	45	0	0	0	0	0	0	1	21	23	88.98
34804	PUNE	GOA	CANACONA	302	HINDI CORE	20	20	0	0	0	0	0	0	2	12	6	85.20
			CANACONA Average														81.72
34807	PUNE	GOA	VALPOI	027	HISTORY	17	17	0	0	0	0	2	4	8	2	1	65.82
34807	PUNE	GOA	VALPOI	029	GEOGRAPHY	17	17	0	0	0	0	0	0	9	6	2	74.24
34807	PUNE	GOA	VALPOI	030	ECONOMICS	17	12	5	0	0	0	1	4	7	0	0	52.06
34807	PUNE	GOA	VALPOI	301	ENGLISH CORE	17	17	0	0	0	0	0	3	5	9	0	71.71
34807	PUNE	GOA	VALPOI	302	HINDI CORE	17	17	0	0	0	0	0	0	11	4	2	72.88
			VALPOI Average														67.34
34901	PUNE	UTS	DIU	027	HISTORY	29	28	1	0	0	0	0	4	19	5	0	66.97
34901	PUNE	UTS	DIU	029	GEOGRAPHY	29	28	1	0	0	0	0	6	16	6	0	68.21
34901	PUNE	UTS	DIU	030	ECONOMICS	29	23	6	0	0	0	0	9	12	2	0	57.86
34901	PUNE	UTS	DIU	041	MATHEMATICS	1	1	0	0	0	0	0	1	0	0	0	58.00
34901	PUNE	UTS	DIU	042	PHYSICS	8	8	0	0	0	0	0	2	6	0	0	60.13
34901	PUNE	UTS	DIU	043	CHEMISTRY	8	8	0	0	0	0	0	1	6	1	0	66.13
34901	PUNE	UTS	DIU	044	BIOLOGY	7	7	0	0	0	0	0	2	2	3	0	69.57
34901	PUNE	UTS	DIU	301	ENGLISH CORE	37	34	3	0	0	0	7	13	10	4	0	58.11
34901	PUNE	UTS	DIU	302	HINDI CORE	37	36	1	0	0	0	2	5	23	6	0	64.76
			DIU Average														63.30
34902	PUNE	UTS	DAMAN	041	MATHEMATICS	9	9	0	0	0	0	0	4	3	2	0	63.78
34902	PUNE	UTS	DAMAN	042	PHYSICS	22	22	0	0	0	0	0	0	7	14	1	77.73
34902	PUNE	UTS	DAMAN	043	CHEMISTRY	22	22	0	0	0	0	0	7	11	4	0	66.18
34902	PUNE	UTS	DAMAN	044	BIOLOGY	13	13	0	0	0	0	0	3	2	4	4	76.62
34902	PUNE	UTS	DAMAN	301	ENGLISH CORE	22	22	0	0	0	0	0	0	8	13	1	78.45
34902	PUNE	UTS	DAMAN	302	HINDI CORE	22	22	0	0	0	0	0	0	13	9	0	74.82
			DAMAN Average														72.93
34951	PUNE	UTS	SILI	041	MATHEMATICS	14	14	0	0	0	0	0	1	7	4	2	74.29
34951	PUNE	UTS	SILI	042	PHYSICS	36	36	0	0	0	0	0	0	14	17	5	77.44
34951	PUNE	UTS	SILI	043	CHEMISTRY	36	36	0	0	0	0	0	0	5	17	14	85.14
34951	PUNE	UTS	SILI	044	BIOLOGY	29	29	0	0	0	0	0	0	7	9	13	83.48
34951	PUNE	UTS	SILI	301	ENGLISH CORE	36	36	0	0	0	0	0	0	0	29	7	85.28
34951	PUNE	UTS	SILI	302	HINDI CORE	29	29	0	0	0	0	0	0	1	21	7	83.69
			SILI Average														81.55
39189	SHILLONG	ARUNACHAL PRAD	UPPER SUBANSIR	041	MATHEMATICS	22	22	0	0	0	0	0	4	12	4	2	68.68
39189	SHILLONG	ARUNACHAL PRAD	UPPER SUBANSIR	042	PHYSICS	27	27	0	0	0	0	0	0	15	10	2	75.59
39189	SHILLONG	ARUNACHAL PRAD	UPPER SUBANSIR	043	CHEMISTRY	27	27	0	0	0	0	1	0	12	10	4	76.22
39189	SHILLONG	ARUNACHAL PRAD	UPPER SUBANSIR	044	BIOLOGY	27	27	0	0	0	0	0	0	2	8	17	88.63
39189	SHILLONG	ARUNACHAL PRAD	UPPER SUBANSIR	048	PHYSICAL EDUCATION	27	27	0	0	0	0	0	0	0	8	19	92.11
39189	SHILLONG	ARUNACHAL PRAD	UPPER SUBANSIR	301	ENGLISH CORE	27	27	0	0	0	0	0	0	2	19	6	84.70
39189	SHILLONG	ARUNACHAL PRAD	UPPER SUBANSIR	302	HINDI CORE	5	5	0	0	0	0	0	0	0	3	2	88.80
			UPPER SUBANSIR Average														82.10
39190	SHILLONG	ARUNACHAL PRAD	LOWER DIBANG V	027	HISTORY	31	31	0	0	0	0	0	0	3	16	12	86.26
39190	SHILLONG	ARUNACHAL PRAD	LOWER DIBANG V	029	GEOGRAPHY	31	31	0	0	0	0	0	0	0	15	16	88.35
39190	SHILLONG	ARUNACHAL PRAD	LOWER DIBANG V	030	ECONOMICS	31	31	0	0	0	1	7	7	9	7	0	60.45
39190	SHILLONG	ARUNACHAL PRAD	LOWER DIBANG V	041	MATHEMATICS	3	3	0	0	0	0	1	0	2	0	0	60.33
39190	SHILLONG	ARUNACHAL PRAD	LOWER DIBANG V	042	PHYSICS	10	10	0	0	0	0	0	2	7	1	0	63.70
39190	SHILLONG	ARUNACHAL PRAD	LOWER DIBANG V	043	CHEMISTRY	10	10	0	0	0	0	1	6	3	0	0	58.20

SCH CODE	REGION	STATE	JNV	SUB CODE	SUBJ NAME	APPEARED	PASSED	FAILED	ABSENT	L33	e33l40	e40l50	e50l60	e60l75	e75l90	e90a	Subj. Avg
39190	SHILLONG	ARUNACHAL PRAD	LOWER DIBANG V	044	BIOLOGY	7	7	0	0	0	0	0	0	2	5	0	78.14
39190	SHILLONG	ARUNACHAL PRAD	LOWER DIBANG V	048	PHYSICAL EDUCATION	41	41	0	0	0	0	0	0	5	11	25	89.07
39190	SHILLONG	ARUNACHAL PRAD	LOWER DIBANG V	265	INFORMATICS PRAC.	8	8	0	0	0	0	0	0	1	2	5	87.38
39190	SHILLONG	ARUNACHAL PRAD	LOWER DIBANG V	301	ENGLISH CORE	41	41	0	0	0	0	0	1	4	18	18	86.71
39190	SHILLONG	ARUNACHAL PRAD	LOWER DIBANG V	302	HINDI CORE	33	33	0	0	0	0	0	0	1	16	16	87.09
			LOWER DIBANG V Average														76.88
39191	SHILLONG	ARUNACHAL PRAD	EAST KAMENG	027	HISTORY	37	37	0	0	0	0	0	1	18	18	0	73.86
39191	SHILLONG	ARUNACHAL PRAD	EAST KAMENG	029	GEOGRAPHY	37	37	0	0	0	0	0	3	23	11	0	70.16
39191	SHILLONG	ARUNACHAL PRAD	EAST KAMENG	030	ECONOMICS	37	37	0	0	5	10	13	8	1	0	0	42.81
39191	SHILLONG	ARUNACHAL PRAD	EAST KAMENG	034	HIND MUSIC.VOCAL	18	18	0	0	0	0	0	0	0	16	2	83.00
39191	SHILLONG	ARUNACHAL PRAD	EAST KAMENG	041	MATHEMATICS	1	1	0	0	0	0	0	0	0	1	0	77.00
39191	SHILLONG	ARUNACHAL PRAD	EAST KAMENG	042	PHYSICS	25	25	0	0	0	0	5	16	4	0	0	53.80
39191	SHILLONG	ARUNACHAL PRAD	EAST KAMENG	043	CHEMISTRY	25	25	0	0	0	1	1	7	15	1	0	62.16
39191	SHILLONG	ARUNACHAL PRAD	EAST KAMENG	044	BIOLOGY	24	24	0	0	0	0	0	2	16	6	0	68.79
39191	SHILLONG	ARUNACHAL PRAD	EAST KAMENG	048	PHYSICAL EDUCATION	26	26	0	0	0	0	0	9	10	6	1	66.77
39191	SHILLONG	ARUNACHAL PRAD	EAST KAMENG	049	PAINTING	18	18	0	0	0	0	0	1	2	11	4	82.11
39191	SHILLONG	ARUNACHAL PRAD	EAST KAMENG	301	ENGLISH CORE	62	62	0	0	0	0	1	7	38	15	1	69.18
39191	SHILLONG	ARUNACHAL PRAD	EAST KAMENG	302	HINDI CORE	62	62	0	0	0	0	0	6	38	18	0	69.39
			EAST KAMENG Average														68.25
39192	SHILLONG	ARUNACHAL PRAD	LOHIT	030	ECONOMICS	15	15	0	0	0	0	0	0	6	8	1	77.47
39192	SHILLONG	ARUNACHAL PRAD	LOHIT	041	MATHEMATICS	15	15	0	0	0	0	1	4	4	5	1	66.80
39192	SHILLONG	ARUNACHAL PRAD	LOHIT	042	PHYSICS	31	31	0	0	0	0	0	0	20	9	2	72.77
39192	SHILLONG	ARUNACHAL PRAD	LOHIT	043	CHEMISTRY	31	31	0	0	0	0	0	0	4	22	5	80.84
39192	SHILLONG	ARUNACHAL PRAD	LOHIT	044	BIOLOGY	27	27	0	0	0	0	0	0	2	13	12	86.70
39192	SHILLONG	ARUNACHAL PRAD	LOHIT	054	BUSINESS STUDIES	15	15	0	0	0	0	0	0	5	7	3	80.67
39192	SHILLONG	ARUNACHAL PRAD	LOHIT	055	ACCOUNTANCY	15	15	0	0	0	0	1	5	7	2	0	62.33
39192	SHILLONG	ARUNACHAL PRAD	LOHIT	065	INFORMATICS PRAC.	9	9	0	0	0	0	0	0	1	5	3	84.78
39192	SHILLONG	ARUNACHAL PRAD	LOHIT	083	COMPUTER SCIENCE	4	4	0	0	0	0	0	0	0	3	1	82.25
39192	SHILLONG	ARUNACHAL PRAD	LOHIT	301	ENGLISH CORE	46	46	0	0	0	0	0	0	5	24	17	84.85
39192	SHILLONG	ARUNACHAL PRAD	LOHIT	302	HINDI CORE	22	22	0	0	0	0	0	0	5	13	4	82.68
			LOHIT Average														78.38
39193	SHILLONG	ARUNACHAL PRAD	TIRAP	030	ECONOMICS	14	14	0	0	0	0	0	0	0	7	7	89.36
39193	SHILLONG	ARUNACHAL PRAD	TIRAP	041	MATHEMATICS	13	12	1	0	0	0	1	8	3	0	0	53.00
39193	SHILLONG	ARUNACHAL PRAD	TIRAP	042	PHYSICS	16	16	0	0	0	0	0	4	10	2	0	66.88
39193	SHILLONG	ARUNACHAL PRAD	TIRAP	043	CHEMISTRY	16	16	0	0	0	0	0	0	0	8	8	89.00
39193	SHILLONG	ARUNACHAL PRAD	TIRAP	044	BIOLOGY	16	16	0	0	0	0	0	0	7	8	1	75.75
39193	SHILLONG	ARUNACHAL PRAD	TIRAP	054	BUSINESS STUDIES	14	14	0	0	0	0	0	0	2	9	3	84.29
39193	SHILLONG	ARUNACHAL PRAD	TIRAP	055	ACCOUNTANCY	14	13	1	0	0	0	3	7	3	0	0	54.00
39193	SHILLONG	ARUNACHAL PRAD	TIRAP	301	ENGLISH CORE	30	30	0	0	0	0	0	0	3	21	6	82.67
39193	SHILLONG	ARUNACHAL PRAD	TIRAP	302	HINDI CORE	17	17	0	0	0	0	0	0	0	14	3	86.24
			TIRAP Average														75.69
39194	SHILLONG	ARUNACHAL PRAD	TAWANG	027	HISTORY	19	19	0	0	0	0	0	2	6	6	5	79.37
39194	SHILLONG	ARUNACHAL PRAD	TAWANG	029	GEOGRAPHY	19	19	0	0	0	0	0	3	5	11	0	73.79
39194	SHILLONG	ARUNACHAL PRAD	TAWANG	030	ECONOMICS	19	19	0	0	3	2	5	5	3	1	0	48.95
39194	SHILLONG	ARUNACHAL PRAD	TAWANG	041	MATHEMATICS	1	1	0	0	0	0	0	0	1	0	0	64.00
39194	SHILLONG	ARUNACHAL PRAD	TAWANG	042	PHYSICS	5	5	0	0	0	0	0	0	2	3	0	71.40
39194	SHILLONG	ARUNACHAL PRAD	TAWANG	043	CHEMISTRY	5	5	0	0	0	0	0	0	2	3	0	74.80
39194	SHILLONG	ARUNACHAL PRAD	TAWANG	044	BIOLOGY	5	5	0	0	0	0	0	0	0	4	1	88.40
39194	SHILLONG	ARUNACHAL PRAD	TAWANG	048	PHYSICAL EDUCATION	24	24	0	0	0	0	1	6	10	6	1	67.58
39194	SHILLONG	ARUNACHAL PRAD	TAWANG	301	ENGLISH CORE	24	24	0	0	0	0	0	3	10	9	2	73.63
39194	SHILLONG	ARUNACHAL PRAD	TAWANG	302	HINDI CORE	23	23	0	0	0	0	1	4	6	11	1	72.17

SCH CODE	REGION	STATE	JNV	SUB CODE	SUBJ NAME	APPEARED	PASSED	FAILED	ABSENT	L33	e33l40	e40l50	e50l60	e60l75	e75l90	e90a	Subj. Avg
			TAWANG Average														71.41
39195	SHILLONG	ARUNACHAL PRAD	LOWER SUBANSIR	030	ECONOMICS	9	9	0	0	0	0	0	0	0	5	4	89.89
39195	SHILLONG	ARUNACHAL PRAD	LOWER SUBANSIR	041	MATHEMATICS	29	29	0	0	0	0	0	8	15	5	1	67.93
39195	SHILLONG	ARUNACHAL PRAD	LOWER SUBANSIR	042	PHYSICS	29	29	0	0	0	0	0	0	19	10	0	73.10
39195	SHILLONG	ARUNACHAL PRAD	LOWER SUBANSIR	043	CHEMISTRY	29	29	0	0	0	0	0	0	4	22	3	81.93
39195	SHILLONG	ARUNACHAL PRAD	LOWER SUBANSIR	044	BIOLOGY	29	29	0	0	0	0	0	0	2	15	12	86.28
39195	SHILLONG	ARUNACHAL PRAD	LOWER SUBANSIR	048	PHYSICAL EDUCATION	38	38	0	0	0	0	0	0	0	8	30	93.24
39195	SHILLONG	ARUNACHAL PRAD	LOWER SUBANSIR	054	BUSINESS STUDIES	9	9	0	0	0	0	0	0	0	6	3	88.67
39195	SHILLONG	ARUNACHAL PRAD	LOWER SUBANSIR	055	ACCOUNTANCY	9	9	0	0	0	0	0	5	3	0	1	64.33
39195	SHILLONG	ARUNACHAL PRAD	LOWER SUBANSIR	301	ENGLISH CORE	38	38	0	0	0	0	0	0	0	32	6	85.95
39195	SHILLONG	ARUNACHAL PRAD	LOWER SUBANSIR	302	HINDI CORE	9	9	0	0	0	0	0	0	0	6	3	88.11
			LOWER SUBANSIR Average														81.94
39196	SHILLONG	ARUNACHAL PRAD	CHANGLANG	027	HISTORY	42	42	0	0	0	0	0	2	6	24	10	81.36
39196	SHILLONG	ARUNACHAL PRAD	CHANGLANG	029	GEOGRAPHY	42	42	0	0	0	0	0	0	4	33	5	82.83
39196	SHILLONG	ARUNACHAL PRAD	CHANGLANG	030	ECONOMICS	42	42	0	0	0	1	3	9	22	7	0	64.45
39196	SHILLONG	ARUNACHAL PRAD	CHANGLANG	041	MATHEMATICS	9	9	0	0	0	0	1	3	2	2	1	65.78
39196	SHILLONG	ARUNACHAL PRAD	CHANGLANG	042	PHYSICS	16	16	0	0	0	0	0	5	7	4	0	66.00
39196	SHILLONG	ARUNACHAL PRAD	CHANGLANG	043	CHEMISTRY	16	16	0	0	0	0	0	6	7	3	0	63.63
39196	SHILLONG	ARUNACHAL PRAD	CHANGLANG	044	BIOLOGY	7	7	0	0	0	0	0	0	2	5	0	76.43
39196	SHILLONG	ARUNACHAL PRAD	CHANGLANG	049	PAINTING	51	51	0	0	0	0	0	0	16	30	5	78.33
39196	SHILLONG	ARUNACHAL PRAD	CHANGLANG	265	INFORMATICS PRAC.	21	21	0	0	0	0	0	0	2	19	0	81.52
39196	SHILLONG	ARUNACHAL PRAD	CHANGLANG	301	ENGLISH CORE	58	58	0	0	0	0	1	1	15	38	3	77.64
39196	SHILLONG	ARUNACHAL PRAD	CHANGLANG	302	HINDI CORE	37	37	0	0	0	0	0	0	9	26	2	79.19
			CHANGLANG Average														74.29
39197	SHILLONG	ARUNACHAL PRAD	PAPUMPARE	027	HISTORY	21	21	0	0	0	0	0	0	4	10	7	85.90
39197	SHILLONG	ARUNACHAL PRAD	PAPUMPARE	029	GEOGRAPHY	21	21	0	0	0	0	0	0	2	12	7	86.57
39197	SHILLONG	ARUNACHAL PRAD	PAPUMPARE	030	ECONOMICS	21	21	0	0	1	0	4	0	7	8	1	67.57
39197	SHILLONG	ARUNACHAL PRAD	PAPUMPARE	048	PHYSICAL EDUCATION	21	21	0	0	0	0	0	1	3	12	5	81.38
39197	SHILLONG	ARUNACHAL PRAD	PAPUMPARE	301	ENGLISH CORE	21	21	0	0	0	0	0	0	0	8	13	89.29
39197	SHILLONG	ARUNACHAL PRAD	PAPUMPARE	302	HINDI CORE	21	21	0	0	0	0	0	0	2	12	7	85.81
			PAPUMPARE Average														82.75
39198	SHILLONG	ARUNACHAL PRAD	WEST SIANG	041	MATHEMATICS	12	12	0	0	0	0	6	2	4	0	0	53.08
39198	SHILLONG	ARUNACHAL PRAD	WEST SIANG	042	PHYSICS	20	20	0	0	0	0	0	3	12	4	1	69.50
39198	SHILLONG	ARUNACHAL PRAD	WEST SIANG	043	CHEMISTRY	20	20	0	0	0	0	0	0	1	6	13	89.05
39198	SHILLONG	ARUNACHAL PRAD	WEST SIANG	044	BIOLOGY	20	20	0	0	0	0	0	0	6	5	9	82.15
39198	SHILLONG	ARUNACHAL PRAD	WEST SIANG	048	PHYSICAL EDUCATION	20	20	0	0	0	0	0	0	2	6	12	90.40
39198	SHILLONG	ARUNACHAL PRAD	WEST SIANG	301	ENGLISH CORE	20	20	0	0	0	0	0	0	0	15	5	86.70
39198	SHILLONG	ARUNACHAL PRAD	WEST SIANG	302	HINDI CORE	8	8	0	0	0	0	0	0	0	1	7	93.13
			WEST SIANG Average														80.57
39204	SHILLONG	ARUNACHAL PRAD	DIBANG VALLEY	027	HISTORY	24	24	0	0	0	0	0	0	9	12	3	78.63
39204	SHILLONG	ARUNACHAL PRAD	DIBANG VALLEY	029	GEOGRAPHY	24	24	0	0	0	0	0	0	1	17	6	85.54
39204	SHILLONG	ARUNACHAL PRAD	DIBANG VALLEY	030	ECONOMICS	24	24	0	0	0	3	6	8	5	2	0	54.46
39204	SHILLONG	ARUNACHAL PRAD	DIBANG VALLEY	049	PAINTING	24	24	0	0	0	0	0	0	0	1	23	94.92
39204	SHILLONG	ARUNACHAL PRAD	DIBANG VALLEY	301	ENGLISH CORE	24	24	0	0	0	0	0	0	2	19	3	81.71
39204	SHILLONG	ARUNACHAL PRAD	DIBANG VALLEY	302	HINDI CORE	24	24	0	0	0	0	0	0	2	19	3	84.04
			DIBANG VALLEY Average														79.88
39234	SHILLONG	ASSAM	KARIMGANJ	030	ECONOMICS	13	13	0	1	0	0	0	3	2	6	2	77.08
39234	SHILLONG	ASSAM	KARIMGANJ	041	MATHEMATICS	25	25	0	0	0	0	0	1	4	16	2	73.16
39234	SHILLONG	ASSAM	KARIMGANJ	042	PHYSICS	36	36	0	3	0	0	0	3	17	14	2	72.69
39234	SHILLONG	ASSAM	KARIMGANJ	043	CHEMISTRY	36	36	0	3	0	0	0	0	4	13	19	86.78
39234	SHILLONG	ASSAM	KARIMGANJ	044	BIOLOGY	26	26	0	2	0	0	0	1	2	9	14	86.58

SCH CODE	REGION	STATE	JNV	SUB CODE	SUBJ NAME	APPEARED	PASSED	FAILED	ABSENT	L33	e33l40	e40l50	e50l60	e60l75	e75l90	e90a	Subj. Avg
39234	SHILLONG	ASSAM	KARIMGANJ	054	BUSINESS STUDIES	13	13	0	1	0	0	0	0	3	5	5	84.00
39234	SHILLONG	ASSAM	KARIMGANJ	055	ACCOUNTANCY	13	13	0	1	0	0	1	2	3	2	5	75.08
39234	SHILLONG	ASSAM	KARIMGANJ	283	COMPUTER SCIENCE	16	16	0	1	0	0	0	0	1	8	7	86.25
39234	SHILLONG	ASSAM	KARIMGANJ	301	ENGLISH CORE	51	51	0	2	0	0	0	0	5	26	18	82.49
39234	SHILLONG	ASSAM	KARIMGANJ	302	HINDI CORE	20	20	0	2	0	0	0	0	5	9	6	82.45
			KARIMGANJ Average														80.66
39235	SHILLONG	ASSAM	KAMRUP	030	ECONOMICS	12	12	0	1	0	0	0	1	1	1	9	88.83
39235	SHILLONG	ASSAM	KAMRUP	041	MATHEMATICS	27	26	1	0	0	0	2	8	11	5	0	62.78
39235	SHILLONG	ASSAM	KAMRUP	042	PHYSICS	24	24	0	0	0	0	0	3	16	5	0	67.42
39235	SHILLONG	ASSAM	KAMRUP	043	CHEMISTRY	24	24	0	0	0	0	0	0	1	8	15	88.75
39235	SHILLONG	ASSAM	KAMRUP	044	BIOLOGY	14	14	0	0	0	0	0	1	2	6	5	82.29
39235	SHILLONG	ASSAM	KAMRUP	054	BUSINESS STUDIES	12	12	0	1	0	0	0	1	1	4	6	83.92
39235	SHILLONG	ASSAM	KAMRUP	055	ACCOUNTANCY	12	11	1	1	0	0	1	1	3	4	2	71.08
39235	SHILLONG	ASSAM	KAMRUP	283	COMPUTER SCIENCE	10	10	0	0	0	0	0	0	1	7	2	83.10
39235	SHILLONG	ASSAM	KAMRUP	301	ENGLISH CORE	36	36	0	1	0	0	0	1	2	23	10	84.83
39235	SHILLONG	ASSAM	KAMRUP	302	HINDI CORE	9	9	0	1	0	0	0	0	1	2	6	87.78
			KAMRUP Average														80.08
39236	SHILLONG	ASSAM	NALBARI	027	HISTORY	4	4	0	0	0	0	0	0	0	0	4	94.25
39236	SHILLONG	ASSAM	NALBARI	041	MATHEMATICS	24	24	0	0	0	0	0	0	6	13	5	80.33
39236	SHILLONG	ASSAM	NALBARI	042	PHYSICS	39	39	0	0	0	0	0	0	21	18	0	73.67
39236	SHILLONG	ASSAM	NALBARI	043	CHEMISTRY	39	39	0	0	0	0	0	0	0	16	23	89.51
39236	SHILLONG	ASSAM	NALBARI	044	BIOLOGY	39	39	0	0	0	0	0	0	2	25	12	85.54
39236	SHILLONG	ASSAM	NALBARI	045	BIOTECHNOLOGY	15	15	0	0	0	0	0	0	0	10	5	87.00
39236	SHILLONG	ASSAM	NALBARI	301	ENGLISH CORE	43	43	0	0	0	0	0	0	2	21	20	88.16
39236	SHILLONG	ASSAM	NALBARI	302	HINDI CORE	4	4	0	0	0	0	0	0	0	0	4	93.25
39236	SHILLONG	ASSAM	NALBARI	809	FOOD PRODUCTION	4	4	0	0	0	0	0	0	0	0	4	93.75
39236	SHILLONG	ASSAM	NALBARI	810	FRONT OFFICE OPERA	4	4	0	0	0	0	0	0	0	3	1	87.75
			NALBARI Average														87.32
39237	SHILLONG	ASSAM	SIBSAGAR	027	HISTORY	47	47	0	0	0	0	0	0	4	27	16	85.94
39237	SHILLONG	ASSAM	SIBSAGAR	029	GEOGRAPHY	47	47	0	0	0	0	0	0	6	25	16	85.04
39237	SHILLONG	ASSAM	SIBSAGAR	030	ECONOMICS	47	47	0	0	0	0	4	14	17	10	2	66.17
39237	SHILLONG	ASSAM	SIBSAGAR	041	MATHEMATICS	11	11	0	0	0	2	3	3	2	1	0	52.73
39237	SHILLONG	ASSAM	SIBSAGAR	042	PHYSICS	12	12	0	0	0	0	0	0	8	2	2	72.17
39237	SHILLONG	ASSAM	SIBSAGAR	043	CHEMISTRY	12	12	0	0	0	0	0	1	8	3	0	70.42
39237	SHILLONG	ASSAM	SIBSAGAR	044	BIOLOGY	7	7	0	0	0	0	0	0	2	3	2	82.86
39237	SHILLONG	ASSAM	SIBSAGAR	048	PHYSICAL EDUCATION	11	11	0	0	0	0	1	6	1	3	0	60.55
39237	SHILLONG	ASSAM	SIBSAGAR	049	PAINTING	19	19	0	0	0	0	0	0	3	12	4	80.84
39237	SHILLONG	ASSAM	SIBSAGAR	301	ENGLISH CORE	59	59	0	0	0	0	0	1	5	35	18	83.54
39237	SHILLONG	ASSAM	SIBSAGAR	302	HINDI CORE	52	52	0	0	0	0	0	1	5	32	14	83.00
			SIBSAGAR Average														74.84
39238	SHILLONG	ASSAM	SONITPUR	027	HISTORY	42	42	0	0	0	0	0	1	0	8	33	91.21
39238	SHILLONG	ASSAM	SONITPUR	029	GEOGRAPHY	42	42	0	0	0	0	0	0	1	7	34	90.69
39238	SHILLONG	ASSAM	SONITPUR	030	ECONOMICS	42	41	1	0	0	0	0	2	9	19	11	79.81
39238	SHILLONG	ASSAM	SONITPUR	041	MATHEMATICS	28	28	0	0	0	0	0	6	16	4	2	68.79
39238	SHILLONG	ASSAM	SONITPUR	042	PHYSICS	33	33	0	0	0	0	0	1	20	9	3	73.06
39238	SHILLONG	ASSAM	SONITPUR	043	CHEMISTRY	33	33	0	0	0	0	0	0	10	15	8	79.55
39238	SHILLONG	ASSAM	SONITPUR	044	BIOLOGY	21	21	0	0	0	0	0	3	12	6	0	70.38
39238	SHILLONG	ASSAM	SONITPUR	283	COMPUTER SCIENCE	13	13	0	0	0	0	0	0	2	8	3	82.69
39238	SHILLONG	ASSAM	SONITPUR	301	ENGLISH CORE	75	75	0	0	0	0	0	1	4	33	37	86.80
39238	SHILLONG	ASSAM	SONITPUR	302	HINDI CORE	46	46	0	0	0	0	0	1	2	12	31	88.74
			SONITPUR Average														81.17

SCH CODE	REGION	STATE	JNV	SUB CODE	SUBJ NAME	APPEARED	PASSED	FAILED	ABSENT	L33	e33l40	e40l50	e50l60	e60l75	e75l90	e90a	Subj. Avg
39239	SHILLONG	ASSAM	CACHAR	027	HISTORY	34	34	0	0	0	0	0	0	4	14	16	86.21
39239	SHILLONG	ASSAM	CACHAR	029	GEOGRAPHY	34	34	0	0	0	0	0	0	0	23	11	84.91
39239	SHILLONG	ASSAM	CACHAR	030	ECONOMICS	34	34	0	0	0	2	0	10	8	9	5	69.56
39239	SHILLONG	ASSAM	CACHAR	041	MATHEMATICS	23	23	0	0	0	0	1	9	8	3	2	64.91
39239	SHILLONG	ASSAM	CACHAR	042	PHYSICS	39	39	0	0	0	0	0	5	16	15	3	72.90
39239	SHILLONG	ASSAM	CACHAR	043	CHEMISTRY	39	39	0	0	0	0	1	3	20	13	2	73.26
39239	SHILLONG	ASSAM	CACHAR	044	BIOLOGY	23	23	0	0	0	0	0	1	6	9	7	79.52
39239	SHILLONG	ASSAM	CACHAR	048	PHYSICAL EDUCATION	30	30	0	0	0	0	0	3	11	13	3	75.03
39239	SHILLONG	ASSAM	CACHAR	283	COMPUTER SCIENCE	16	16	0	0	0	0	0	0	5	11	0	77.75
39239	SHILLONG	ASSAM	CACHAR	301	ENGLISH CORE	73	73	0	0	0	0	0	0	5	67	1	81.59
39239	SHILLONG	ASSAM	CACHAR	302	HINDI CORE	49	49	0	0	0	0	0	1	18	24	6	79.80
			CACHAR Average														76.86
39240	SHILLONG	ASSAM	JORHAT	027	HISTORY	38	38	0	0	0	0	0	5	6	15	12	80.50
39240	SHILLONG	ASSAM	JORHAT	029	GEOGRAPHY	38	38	0	0	0	0	0	2	12	17	7	79.32
39240	SHILLONG	ASSAM	JORHAT	030	ECONOMICS	38	38	0	0	1	4	7	7	8	9	2	61.76
39240	SHILLONG	ASSAM	JORHAT	041	MATHEMATICS	26	25	1	1	0	1	8	7	7	2	0	56.58
39240	SHILLONG	ASSAM	JORHAT	042	PHYSICS	23	22	1	1	0	0	0	5	10	5	2	67.74
39240	SHILLONG	ASSAM	JORHAT	043	CHEMISTRY	23	22	1	1	0	0	0	4	9	7	2	70.04
39240	SHILLONG	ASSAM	JORHAT	044	BIOLOGY	23	22	1	0	0	0	1	3	9	5	4	71.74
39240	SHILLONG	ASSAM	JORHAT	048	PHYSICAL EDUCATION	48	48	0	0	0	0	0	8	15	21	4	74.46
39240	SHILLONG	ASSAM	JORHAT	049	PAINTING	6	6	0	0	0	0	0	0	0	2	4	92.50
39240	SHILLONG	ASSAM	JORHAT	283	COMPUTER SCIENCE	0	0	0	1	0	0	0	0	0	0	0	0.00
39240	SHILLONG	ASSAM	JORHAT	301	ENGLISH CORE	61	61	0	1	0	0	1	3	16	30	11	78.49
39240	SHILLONG	ASSAM	JORHAT	302	HINDI CORE	35	35	0	0	0	0	0	5	10	16	4	76.26
			JORHAT Average														67.45
39241	SHILLONG	ASSAM	KOKRAJHAR	030	ECONOMICS	13	13	0	0	0	0	0	8	5	0	0	57.69
39241	SHILLONG	ASSAM	KOKRAJHAR	034	HIND MUSIC.VOCAL	10	10	0	0	0	0	0	0	6	4	0	75.20
39241	SHILLONG	ASSAM	KOKRAJHAR	041	MATHEMATICS	15	15	0	0	0	0	2	3	7	2	1	65.13
39241	SHILLONG	ASSAM	KOKRAJHAR	042	PHYSICS	18	18	0	0	0	0	0	0	15	2	1	68.50
39241	SHILLONG	ASSAM	KOKRAJHAR	043	CHEMISTRY	18	18	0	0	0	0	0	0	9	7	2	76.50
39241	SHILLONG	ASSAM	KOKRAJHAR	044	BIOLOGY	9	9	0	0	0	0	0	0	1	8	0	80.33
39241	SHILLONG	ASSAM	KOKRAJHAR	048	PHYSICAL EDUCATION	16	16	0	0	0	0	0	0	2	9	5	83.06
39241	SHILLONG	ASSAM	KOKRAJHAR	052	APP/COMMERCIAL ART	5	5	0	0	0	0	0	0	0	0	5	96.00
39241	SHILLONG	ASSAM	KOKRAJHAR	054	BUSINESS STUDIES	13	13	0	0	0	0	0	0	6	7	0	73.15
39241	SHILLONG	ASSAM	KOKRAJHAR	055	ACCOUNTANCY	13	13	0	0	0	1	1	3	4	4	0	62.77
39241	SHILLONG	ASSAM	KOKRAJHAR	083	COMPUTER SCIENCE	12	12	0	0	0	0	0	0	0	8	4	86.83
39241	SHILLONG	ASSAM	KOKRAJHAR	301	ENGLISH CORE	31	31	0	0	0	0	0	0	3	18	10	85.00
39241	SHILLONG	ASSAM	KOKRAJHAR	302	HINDI CORE	13	13	0	0	0	0	0	0	6	6	1	77.77
			KOKRAJHAR Average														75.99
39242	SHILLONG	ASSAM	KARBI ANGLONG-	027	HISTORY	37	37	0	0	0	0	1	0	21	13	2	73.65
39242	SHILLONG	ASSAM	KARBI ANGLONG-	029	GEOGRAPHY	37	37	0	0	0	0	0	0	7	23	7	81.70
39242	SHILLONG	ASSAM	KARBI ANGLONG-	030	ECONOMICS	37	36	1	0	0	0	0	5	22	6	3	68.59
39242	SHILLONG	ASSAM	KARBI ANGLONG-	041	MATHEMATICS	18	18	0	0	0	0	4	6	6	2	0	59.28
39242	SHILLONG	ASSAM	KARBI ANGLONG-	042	PHYSICS	29	29	0	0	0	0	0	0	21	8	0	71.48
39242	SHILLONG	ASSAM	KARBI ANGLONG-	043	CHEMISTRY	29	28	1	0	0	0	0	6	16	5	1	66.59
39242	SHILLONG	ASSAM	KARBI ANGLONG-	044	BIOLOGY	29	25	4	0	0	0	0	12	6	5	2	61.41
39242	SHILLONG	ASSAM	KARBI ANGLONG-	301	ENGLISH CORE	66	66	0	0	0	0	0	0	6	30	30	86.85
39242	SHILLONG	ASSAM	KARBI ANGLONG-	302	HINDI CORE	48	48	0	0	0	0	0	1	18	23	6	77.42
			KARBI ANGLONG- Average														71.89
39243	SHILLONG	ASSAM	DARRANG	027	HISTORY	39	39	0	0	0	0	0	0	6	10	23	87.87
39243	SHILLONG	ASSAM	DARRANG	029	GEOGRAPHY	39	39	0	0	0	0	0	0	2	13	24	89.23

SCH CODE	REGION	STATE	JNV	SUB CODE	SUBJ NAME	APPEARED	PASSED	FAILED	ABSENT	L33	e33l40	e40l50	e50l60	e60l75	e75l90	e90a	Subj. Avg
39243	SHILLONG	ASSAM	DARRANG	030	ECONOMICS	39	39	0	0	0	0	0	2	5	18	14	83.97
39243	SHILLONG	ASSAM	DARRANG	041	MATHEMATICS	26	25	1	0	0	0	0	6	11	6	2	67.73
39243	SHILLONG	ASSAM	DARRANG	042	PHYSICS	31	31	0	0	0	0	0	1	16	13	1	74.87
39243	SHILLONG	ASSAM	DARRANG	043	CHEMISTRY	31	31	0	0	0	0	0	0	12	15	4	77.77
39243	SHILLONG	ASSAM	DARRANG	044	BIOLOGY	20	20	0	0	0	0	0	1	6	10	3	77.10
39243	SHILLONG	ASSAM	DARRANG	283	COMPUTER SCIENCE	11	11	0	0	0	0	0	0	1	8	2	83.00
39243	SHILLONG	ASSAM	DARRANG	301	ENGLISH CORE	70	69	1	0	0	0	0	2	5	37	25	83.79
39243	SHILLONG	ASSAM	DARRANG	302	HINDI CORE	44	44	0	0	0	0	0	1	3	18	22	86.66
			DARRANG Average														81.20
39244	SHILLONG	ASSAM	GOLAGHAT	030	ECONOMICS	14	14	0	0	0	0	0	0	1	6	7	89.21
39244	SHILLONG	ASSAM	GOLAGHAT	034	HIND MUSIC.VOCAL	8	8	0	0	0	0	0	0	0	4	4	89.88
39244	SHILLONG	ASSAM	GOLAGHAT	041	MATHEMATICS	22	22	0	0	0	0	0	2	12	6	2	72.45
39244	SHILLONG	ASSAM	GOLAGHAT	042	PHYSICS	24	24	0	0	0	0	0	3	12	9	0	69.21
39244	SHILLONG	ASSAM	GOLAGHAT	043	CHEMISTRY	24	24	0	0	0	0	0	1	7	10	6	79.75
39244	SHILLONG	ASSAM	GOLAGHAT	044	BIOLOGY	24	24	0	0	0	0	0	1	2	10	11	85.42
39244	SHILLONG	ASSAM	GOLAGHAT	048	PHYSICAL EDUCATION	6	6	0	0	0	0	0	0	1	4	1	82.67
39244	SHILLONG	ASSAM	GOLAGHAT	049	PAINTING	24	24	0	0	0	0	0	0	1	6	17	90.25
39244	SHILLONG	ASSAM	GOLAGHAT	054	BUSINESS STUDIES	14	14	0	0	0	0	0	0	1	11	2	82.64
39244	SHILLONG	ASSAM	GOLAGHAT	055	ACCOUNTANCY	14	14	0	0	0	1	1	8	2	1	1	58.93
39244	SHILLONG	ASSAM	GOLAGHAT	283	COMPUTER SCIENCE	9	9	0	0	0	0	0	0	0	8	1	85.11
39244	SHILLONG	ASSAM	GOLAGHAT	301	ENGLISH CORE	38	38	0	0	0	0	0	0	5	28	5	82.47
39244	SHILLONG	ASSAM	GOLAGHAT	302	HINDI CORE	7	7	0	0	0	0	0	0	2	3	2	82.43
			GOLAGHAT Average														80.80
39245	SHILLONG	ASSAM	DIBRUGARH	030	ECONOMICS	14	14	0	0	0	0	0	0	7	6	1	75.64
39245	SHILLONG	ASSAM	DIBRUGARH	041	MATHEMATICS	27	27	0	0	0	0	0	5	10	8	4	72.48
39245	SHILLONG	ASSAM	DIBRUGARH	042	PHYSICS	29	29	0	0	0	0	0	1	14	10	4	76.45
39245	SHILLONG	ASSAM	DIBRUGARH	043	CHEMISTRY	29	29	0	0	0	0	0	0	6	15	8	82.48
39245	SHILLONG	ASSAM	DIBRUGARH	044	BIOLOGY	20	20	0	0	0	0	0	1	4	8	7	81.70
39245	SHILLONG	ASSAM	DIBRUGARH	054	BUSINESS STUDIES	14	14	0	0	0	0	0	0	7	6	1	76.36
39245	SHILLONG	ASSAM	DIBRUGARH	055	ACCOUNTANCY	14	13	1	0	0	0	0	2	5	5	1	69.36
39245	SHILLONG	ASSAM	DIBRUGARH	265	INFORMATICS PRAC.	17	17	0	0	0	0	0	0	2	12	3	82.76
39245	SHILLONG	ASSAM	DIBRUGARH	301	ENGLISH CORE	43	43	0	0	0	0	0	4	22	17	0	71.21
39245	SHILLONG	ASSAM	DIBRUGARH	302	HINDI CORE	8	8	0	0	0	0	0	0	3	5	0	74.25
			DIBRUGARH Average														76.27
39246	SHILLONG	ASSAM	TINSUKIA	030	ECONOMICS	30	28	2	0	0	0	0	3	7	12	6	75.20
39246	SHILLONG	ASSAM	TINSUKIA	041	MATHEMATICS	25	24	1	0	0	0	3	8	10	3	0	60.12
39246	SHILLONG	ASSAM	TINSUKIA	042	PHYSICS	31	31	0	0	0	0	0	8	20	3	0	65.03
39246	SHILLONG	ASSAM	TINSUKIA	043	CHEMISTRY	31	31	0	0	0	0	0	2	18	11	0	71.42
39246	SHILLONG	ASSAM	TINSUKIA	044	BIOLOGY	31	31	0	0	0	0	0	3	12	12	4	75.16
39246	SHILLONG	ASSAM	TINSUKIA	054	BUSINESS STUDIES	30	30	0	0	0	0	0	1	8	17	4	79.07
39246	SHILLONG	ASSAM	TINSUKIA	055	ACCOUNTANCY	30	30	0	0	0	0	0	1	11	11	7	77.20
39246	SHILLONG	ASSAM	TINSUKIA	265	INFORMATICS PRAC.	15	15	0	0	0	0	0	0	4	9	2	81.07
39246	SHILLONG	ASSAM	TINSUKIA	301	ENGLISH CORE	61	61	0	0	0	0	0	2	28	29	2	75.21
39246	SHILLONG	ASSAM	TINSUKIA	302	HINDI CORE	21	21	0	0	0	0	0	0	8	10	3	79.05
			TINSUKIA Average														73.85
39247	SHILLONG	ASSAM	BARPETA	027	HISTORY	32	32	0	0	0	0	0	0	2	13	17	87.16
39247	SHILLONG	ASSAM	BARPETA	029	GEOGRAPHY	32	32	0	0	0	0	0	0	8	12	12	84.53
39247	SHILLONG	ASSAM	BARPETA	030	ECONOMICS	32	29	3	0	0	0	4	9	8	7	1	62.50
39247	SHILLONG	ASSAM	BARPETA	041	MATHEMATICS	15	15	0	0	0	0	0	2	3	6	4	78.00
39247	SHILLONG	ASSAM	BARPETA	042	PHYSICS	30	30	0	0	0	0	0	0	8	21	1	79.93
39247	SHILLONG	ASSAM	BARPETA	043	CHEMISTRY	30	30	0	0	0	0	0	3	11	12	4	75.67

SCH CODE	REGION	STATE	JNV	SUB CODE	SUBJ NAME	APPEARED	PASSED	FAILED	ABSENT	L33	e33l40	e40l50	e50l60	e60l75	e75l90	e90a	Subj. Avg
39247	SHILLONG	ASSAM	BARPETA	044	BIOLOGY	30	30	0	0	0	0	0	0	7	15	8	81.50
39247	SHILLONG	ASSAM	BARPETA	301	ENGLISH CORE	62	62	0	0	0	0	0	2	10	29	21	81.94
39247	SHILLONG	ASSAM	BARPETA	302	HINDI CORE	47	47	0	0	0	0	0	0	12	19	16	83.53
			BARPETA Average														79.42
39248	SHILLONG	ASSAM	MORIGAON	030	ECONOMICS	19	19	0	0	0	0	0	0	0	12	7	85.42
39248	SHILLONG	ASSAM	MORIGAON	041	MATHEMATICS	5	5	0	0	0	0	0	0	3	2	0	71.40
39248	SHILLONG	ASSAM	MORIGAON	042	PHYSICS	10	10	0	0	0	0	0	1	7	2	0	68.50
39248	SHILLONG	ASSAM	MORIGAON	043	CHEMISTRY	10	10	0	0	0	0	0	0	4	6	0	75.10
39248	SHILLONG	ASSAM	MORIGAON	044	BIOLOGY	7	7	0	0	0	0	0	0	3	4	0	76.43
39248	SHILLONG	ASSAM	MORIGAON	048	PHYSICAL EDUCATION	29	29	0	0	0	0	0	7	15	7	0	67.69
39248	SHILLONG	ASSAM	MORIGAON	054	BUSINESS STUDIES	19	19	0	0	0	0	0	0	3	14	2	80.84
39248	SHILLONG	ASSAM	MORIGAON	055	ACCOUNTANCY	19	19	0	0	0	0	0	1	2	12	4	80.53
39248	SHILLONG	ASSAM	MORIGAON	301	ENGLISH CORE	29	29	0	0	0	0	0	4	15	9	1	72.24
39248	SHILLONG	ASSAM	MORIGAON	302	HINDI CORE	27	27	0	0	0	0	0	0	9	18	0	77.41
			MORIGAON Average														75.56
39249	SHILLONG	ASSAM	LAKHIMPUR	030	ECONOMICS	10	10	0	0	0	0	0	2	6	2	0	67.90
39249	SHILLONG	ASSAM	LAKHIMPUR	041	MATHEMATICS	14	14	0	0	0	0	1	3	7	3	0	66.50
39249	SHILLONG	ASSAM	LAKHIMPUR	042	PHYSICS	17	17	0	0	0	0	0	0	8	7	2	76.24
39249	SHILLONG	ASSAM	LAKHIMPUR	043	CHEMISTRY	17	17	0	0	0	0	0	1	10	5	1	72.29
39249	SHILLONG	ASSAM	LAKHIMPUR	044	BIOLOGY	17	17	0	0	0	0	0	1	4	6	6	81.12
39249	SHILLONG	ASSAM	LAKHIMPUR	045	BIOTECHNOLOGY	8	8	0	0	0	0	0	0	1	5	2	82.63
39249	SHILLONG	ASSAM	LAKHIMPUR	054	BUSINESS STUDIES	10	10	0	0	0	0	0	1	6	3	0	71.10
39249	SHILLONG	ASSAM	LAKHIMPUR	055	ACCOUNTANCY	10	10	0	0	0	0	3	1	5	1	0	58.70
39249	SHILLONG	ASSAM	LAKHIMPUR	301	ENGLISH CORE	27	27	0	0	0	0	1	0	6	18	2	79.85
39249	SHILLONG	ASSAM	LAKHIMPUR	302	HINDI CORE	5	5	0	0	0	0	0	1	3	1	0	68.80
			LAKHIMPUR Average														72.51
39250	SHILLONG	ASSAM	GOALPARA	027	HISTORY	32	32	0	0	0	0	0	3	13	10	6	74.81
39250	SHILLONG	ASSAM	GOALPARA	029	GEOGRAPHY	32	32	0	0	0	0	0	2	13	15	2	74.28
39250	SHILLONG	ASSAM	GOALPARA	030	ECONOMICS	32	30	2	0	1	1	8	8	11	1	0	54.84
39250	SHILLONG	ASSAM	GOALPARA	034	HIND MUSIC.VOCAL	1	1	0	0	0	0	0	0	0	1	0	85.00
39250	SHILLONG	ASSAM	GOALPARA	041	MATHEMATICS	10	10	0	0	0	0	3	4	2	0	1	58.10
39250	SHILLONG	ASSAM	GOALPARA	042	PHYSICS	26	26	0	0	0	0	0	1	15	9	1	71.85
39250	SHILLONG	ASSAM	GOALPARA	043	CHEMISTRY	26	26	0	0	0	0	0	1	16	7	2	72.58
39250	SHILLONG	ASSAM	GOALPARA	044	BIOLOGY	18	18	0	0	0	0	0	0	2	11	5	84.67
39250	SHILLONG	ASSAM	GOALPARA	048	PHYSICAL EDUCATION	6	6	0	0	0	0	0	1	1	4	0	75.00
39250	SHILLONG	ASSAM	GOALPARA	301	ENGLISH CORE	58	58	0	0	0	0	2	15	27	14	0	67.12
39250	SHILLONG	ASSAM	GOALPARA	302	HINDI CORE	58	58	0	0	0	0	1	8	27	19	3	71.10
			GOALPARA Average														71.76
39251	SHILLONG	ASSAM	HAILAKANDI	030	ECONOMICS	33	33	0	0	0	0	0	0	8	13	12	82.94
39251	SHILLONG	ASSAM	HAILAKANDI	041	MATHEMATICS	23	23	0	0	0	0	1	6	11	4	1	65.30
39251	SHILLONG	ASSAM	HAILAKANDI	042	PHYSICS	25	25	0	0	0	0	0	2	13	10	0	72.40
39251	SHILLONG	ASSAM	HAILAKANDI	043	CHEMISTRY	25	25	0	0	0	0	0	5	15	5	0	66.12
39251	SHILLONG	ASSAM	HAILAKANDI	044	BIOLOGY	25	25	0	0	0	0	0	4	5	13	3	76.72
39251	SHILLONG	ASSAM	HAILAKANDI	054	BUSINESS STUDIES	33	33	0	0	0	0	0	0	9	17	7	81.36
39251	SHILLONG	ASSAM	HAILAKANDI	055	ACCOUNTANCY	33	33	0	0	0	0	0	2	12	13	6	77.36
39251	SHILLONG	ASSAM	HAILAKANDI	065	INFORMATICS PRAC.	21	21	0	0	0	0	0	0	3	9	9	85.24
39251	SHILLONG	ASSAM	HAILAKANDI	301	ENGLISH CORE	58	58	0	0	0	0	1	2	24	20	11	76.45
39251	SHILLONG	ASSAM	HAILAKANDI	302	HINDI CORE	14	14	0	0	0	0	0	0	6	6	2	78.00
			HAILAKANDI Average														76.19
39252	SHILLONG	ASSAM	CHIRANG	041	MATHEMATICS	16	16	0	0	0	0	0	1	6	6	3	75.81
39252	SHILLONG	ASSAM	CHIRANG	042	PHYSICS	30	30	0	1	0	0	0	0	12	14	4	77.10

SCH CODE	REGION	STATE	JNV	SUB CODE	SUBJ NAME	APPEARED	PASSED	FAILED	ABSENT	L33	e33l40	e40l50	e50l60	e60l75	e75l90	e90a	Subj. Avg
39252	SHILLONG	ASSAM	CHIRANG	043	CHEMISTRY	30	30	0	1	0	0	0	1	4	13	12	84.63
39252	SHILLONG	ASSAM	CHIRANG	044	BIOLOGY	14	14	0	1	0	0	0	1	4	6	3	79.29
39252	SHILLONG	ASSAM	CHIRANG	301	ENGLISH CORE	30	30	0	1	0	0	0	1	6	14	9	82.43
39252	SHILLONG	ASSAM	CHIRANG	302	HINDI CORE	30	30	0	1	0	0	0	0	5	18	7	81.07
			CHIRANG Average														80.06
39253	SHILLONG	ASSAM	DHEMAJI	027	HISTORY	14	14	0	0	0	0	0	0	0	4	10	91.50
39253	SHILLONG	ASSAM	DHEMAJI	029	GEOGRAPHY	14	14	0	0	0	0	0	0	0	2	12	92.43
39253	SHILLONG	ASSAM	DHEMAJI	030	ECONOMICS	14	14	0	0	0	0	0	0	1	4	9	88.79
39253	SHILLONG	ASSAM	DHEMAJI	041	MATHEMATICS	12	12	0	0	0	0	1	1	5	1	3	67.08
39253	SHILLONG	ASSAM	DHEMAJI	042	PHYSICS	24	24	0	0	0	0	0	0	2	15	6	82.58
39253	SHILLONG	ASSAM	DHEMAJI	043	CHEMISTRY	24	24	0	0	0	0	0	0	2	11	10	82.92
39253	SHILLONG	ASSAM	DHEMAJI	044	BIOLOGY	21	21	0	0	0	0	0	0	0	9	11	87.14
39253	SHILLONG	ASSAM	DHEMAJI	049	PAINTING	15	15	0	0	0	0	0	0	0	2	13	92.93
39253	SHILLONG	ASSAM	DHEMAJI	301	ENGLISH CORE	38	38	0	0	0	0	0	0	0	20	17	86.55
39253	SHILLONG	ASSAM	DHEMAJI	302	HINDI CORE	29	29	0	0	0	0	0	0	0	13	16	89.14
			DHEMAJI Average														86.11
39254	SHILLONG	ASSAM	BONGAIGAON	027	HISTORY	22	22	0	0	0	0	0	2	6	7	7	78.77
39254	SHILLONG	ASSAM	BONGAIGAON	029	GEOGRAPHY	22	22	0	0	0	0	0	0	5	11	6	81.00
39254	SHILLONG	ASSAM	BONGAIGAON	030	ECONOMICS	22	17	5	0	0	0	1	5	10	0	1	56.41
39254	SHILLONG	ASSAM	BONGAIGAON	041	MATHEMATICS	19	19	0	0	0	0	1	3	6	6	3	71.47
39254	SHILLONG	ASSAM	BONGAIGAON	042	PHYSICS	28	28	0	0	0	0	0	0	6	18	4	82.50
39254	SHILLONG	ASSAM	BONGAIGAON	043	CHEMISTRY	28	28	0	0	0	0	0	1	6	15	6	81.57
39254	SHILLONG	ASSAM	BONGAIGAON	044	BIOLOGY	28	27	1	0	0	0	1	3	12	10	1	71.21
39254	SHILLONG	ASSAM	BONGAIGAON	265	INFORMATICS PRAC.	9	9	0	0	0	0	0	0	2	4	3	83.78
39254	SHILLONG	ASSAM	BONGAIGAON	301	ENGLISH CORE	50	50	0	0	0	0	0	2	14	28	6	79.08
39254	SHILLONG	ASSAM	BONGAIGAON	302	HINDI CORE	31	31	0	0	0	0	0	0	11	16	4	78.23
			BONGAIGAON Average														76.40
39255	SHILLONG	ASSAM	NAGAON	027	HISTORY	21	21	0	0	0	0	0	0	5	10	6	83.05
39255	SHILLONG	ASSAM	NAGAON	029	GEOGRAPHY	21	21	0	0	0	0	0	0	2	11	8	86.00
39255	SHILLONG	ASSAM	NAGAON	030	ECONOMICS	21	21	0	0	0	0	0	0	3	9	9	86.29
39255	SHILLONG	ASSAM	NAGAON	041	MATHEMATICS	16	16	0	1	0	2	5	7	2	0	0	51.13
39255	SHILLONG	ASSAM	NAGAON	042	PHYSICS	18	18	0	1	0	0	0	0	10	5	3	75.22
39255	SHILLONG	ASSAM	NAGAON	043	CHEMISTRY	18	18	0	1	0	0	0	1	6	10	1	74.17
39255	SHILLONG	ASSAM	NAGAON	044	BIOLOGY	18	18	0	1	0	0	0	2	6	7	3	75.72
39255	SHILLONG	ASSAM	NAGAON	048	PHYSICAL EDUCATION	38	38	0	1	0	0	0	4	12	19	3	74.92
39255	SHILLONG	ASSAM	NAGAON	301	ENGLISH CORE	39	39	0	1	0	0	0	1	5	24	9	82.08
39255	SHILLONG	ASSAM	NAGAON	302	HINDI CORE	23	23	0	0	0	0	0	0	4	14	5	83.91
			NAGAON Average														77.25
39257	SHILLONG	ASSAM	UDALGURI	041	MATHEMATICS	17	17	0	0	0	0	0	3	6	5	3	72.47
39257	SHILLONG	ASSAM	UDALGURI	042	PHYSICS	19	19	0	0	0	0	0	0	8	9	2	78.84
39257	SHILLONG	ASSAM	UDALGURI	043	CHEMISTRY	19	19	0	0	0	0	0	0	4	12	3	80.89
39257	SHILLONG	ASSAM	UDALGURI	044	BIOLOGY	19	19	0	0	0	0	0	0	4	9	6	84.21
39257	SHILLONG	ASSAM	UDALGURI	301	ENGLISH CORE	19	19	0	0	0	0	0	0	1	17	1	82.74
39257	SHILLONG	ASSAM	UDALGURI	302	HINDI CORE	2	2	0	0	0	0	0	0	0	2	0	85.00
			UDALGURI Average														80.69
39258	SHILLONG	ASSAM	BAKSA	041	MATHEMATICS	7	7	0	0	0	0	2	2	3	0	0	60.14
39258	SHILLONG	ASSAM	BAKSA	042	PHYSICS	17	17	0	0	0	0	0	0	10	6	1	72.29
39258	SHILLONG	ASSAM	BAKSA	043	CHEMISTRY	17	17	0	0	0	0	0	1	11	4	1	72.47
39258	SHILLONG	ASSAM	BAKSA	044	BIOLOGY	10	10	0	0	0	0	0	1	3	3	3	78.90
39258	SHILLONG	ASSAM	BAKSA	301	ENGLISH CORE	17	17	0	0	0	0	0	0	0	7	10	89.00
39258	SHILLONG	ASSAM	BAKSA	302	HINDI CORE	17	17	0	0	0	0	0	0	8	7	2	78.24

SCH CODE	REGION	STATE	JNV	SUB CODE	SUBJ NAME	APPEARED	PASSED	FAILED	ABSENT	L33	e33l40	e40l50	e50l60	e60l75	e75l90	e90a	Subj. Avg
			BAKSA Average														75.17
39259	SHILLONG	ASSAM	DHUBRI	041	MATHEMATICS	13	13	0	0	0	0	0	3	7	3	0	68.23
39259	SHILLONG	ASSAM	DHUBRI	042	PHYSICS	18	18	0	0	0	0	0	2	12	4	0	69.61
39259	SHILLONG	ASSAM	DHUBRI	043	CHEMISTRY	18	18	0	0	0	0	0	0	5	10	3	77.78
39259	SHILLONG	ASSAM	DHUBRI	044	BIOLOGY	18	18	0	0	0	0	1	0	9	6	2	74.28
39259	SHILLONG	ASSAM	DHUBRI	048	PHYSICAL EDUCATION	18	18	0	0	0	0	0	0	1	13	4	84.83
39259	SHILLONG	ASSAM	DHUBRI	301	ENGLISH CORE	18	18	0	0	0	0	0	0	1	7	10	89.39
39259	SHILLONG	ASSAM	DHUBRI	302	HINDI CORE	5	5	0	0	0	0	0	0	0	5	0	83.60
			DHUBRI Average														78.25
39260	SHILLONG	ASSAM	BAITHALANGSO	041	MATHEMATICS	4	4	0	0	0	0	0	0	3	1	0	71.25
39260	SHILLONG	ASSAM	BAITHALANGSO	042	PHYSICS	15	15	0	0	0	0	0	0	11	3	1	70.40
39260	SHILLONG	ASSAM	BAITHALANGSO	043	CHEMISTRY	15	15	0	0	0	0	0	0	7	6	2	77.87
39260	SHILLONG	ASSAM	BAITHALANGSO	044	BIOLOGY	15	15	0	0	0	0	0	0	0	9	6	86.87
39260	SHILLONG	ASSAM	BAITHALANGSO	301	ENGLISH CORE	15	15	0	0	0	0	0	0	3	2	10	86.93
39260	SHILLONG	ASSAM	BAITHALANGSO	302	HINDI CORE	11	11	0	0	0	0	0	0	2	6	3	82.91
			BAITHALANGSO Average														79.37
39319	SHILLONG	MEGHALAYA	EAST GARO HILL	027	HISTORY	30	30	0	0	0	0	0	0	6	18	6	82.40
39319	SHILLONG	MEGHALAYA	EAST GARO HILL	029	GEOGRAPHY	30	30	0	0	0	0	0	0	3	22	5	82.63
39319	SHILLONG	MEGHALAYA	EAST GARO HILL	030	ECONOMICS	30	30	0	0	0	0	0	3	13	13	1	72.40
39319	SHILLONG	MEGHALAYA	EAST GARO HILL	041	MATHEMATICS	18	18	0	0	1	3	5	4	3	2	0	51.94
39319	SHILLONG	MEGHALAYA	EAST GARO HILL	042	PHYSICS	29	29	0	0	0	0	0	11	15	3	0	63.34
39319	SHILLONG	MEGHALAYA	EAST GARO HILL	043	CHEMISTRY	29	29	0	0	0	0	0	0	17	9	3	74.72
39319	SHILLONG	MEGHALAYA	EAST GARO HILL	044	BIOLOGY	29	29	0	0	0	0	0	1	12	15	1	74.86
39319	SHILLONG	MEGHALAYA	EAST GARO HILL	048	PHYSICAL EDUCATION	59	59	0	0	0	0	0	2	13	33	11	80.85
39319	SHILLONG	MEGHALAYA	EAST GARO HILL	283	COMPUTER SCIENCE	24	24	0	0	0	0	0	0	4	17	3	81.58
39319	SHILLONG	MEGHALAYA	EAST GARO HILL	301	ENGLISH CORE	59	59	0	0	0	0	1	3	17	25	13	78.34
39319	SHILLONG	MEGHALAYA	EAST GARO HILL	302	HINDI CORE	17	17	0	0	0	0	0	0	5	9	3	80.65
			EAST GARO HILL Average														74.88
39320	SHILLONG	MEGHALAYA	SOUTH GARO HIL	027	HISTORY	28	28	0	0	0	0	0	0	5	18	5	81.36
39320	SHILLONG	MEGHALAYA	SOUTH GARO HIL	029	GEOGRAPHY	28	28	0	0	0	0	0	0	14	14	0	75.04
39320	SHILLONG	MEGHALAYA	SOUTH GARO HIL	030	ECONOMICS	28	22	6	0	0	0	10	8	4	0	0	47.79
39320	SHILLONG	MEGHALAYA	SOUTH GARO HIL	301	ENGLISH CORE	28	28	0	0	0	0	3	6	14	5	0	64.21
39320	SHILLONG	MEGHALAYA	SOUTH GARO HIL	302	HINDI CORE	28	28	0	0	0	0	0	1	17	10	0	73.07
			SOUTH GARO HIL Average														68.29
39321	SHILLONG	MEGHALAYA	RIBHOI	027	HISTORY	30	30	0	0	0	0	0	0	7	14	9	82.53
39321	SHILLONG	MEGHALAYA	RIBHOI	029	GEOGRAPHY	30	30	0	0	0	0	0	0	13	13	4	77.37
39321	SHILLONG	MEGHALAYA	RIBHOI	030	ECONOMICS	30	30	0	0	1	1	10	11	7	0	0	52.03
39321	SHILLONG	MEGHALAYA	RIBHOI	041	MATHEMATICS	28	28	0	0	0	2	10	12	3	1	0	51.50
39321	SHILLONG	MEGHALAYA	RIBHOI	042	PHYSICS	39	39	0	0	0	0	0	6	25	6	2	70.36
39321	SHILLONG	MEGHALAYA	RIBHOI	043	CHEMISTRY	39	39	0	0	0	0	2	9	22	5	1	63.77
39321	SHILLONG	MEGHALAYA	RIBHOI	044	BIOLOGY	37	37	0	0	0	0	0	2	15	19	1	75.05
39321	SHILLONG	MEGHALAYA	RIBHOI	048	PHYSICAL EDUCATION	30	30	0	0	0	0	0	7	12	9	2	69.23
39321	SHILLONG	MEGHALAYA	RIBHOI	283	COMPUTER SCIENCE	39	39	0	0	0	0	0	0	20	17	2	75.79
39321	SHILLONG	MEGHALAYA	RIBHOI	301	ENGLISH CORE	69	69	0	0	0	0	1	3	22	42	1	76.12
39321	SHILLONG	MEGHALAYA	RIBHOI	302	HINDI CORE	41	41	0	0	0	0	0	2	24	13	2	73.12
			RIBHOI Average														69.72
39322	SHILLONG	MEGHALAYA	WEST JAINTIA H	027	HISTORY	44	44	0	2	0	0	0	1	9	23	11	80.70
39322	SHILLONG	MEGHALAYA	WEST JAINTIA H	029	GEOGRAPHY	45	45	0	1	0	0	0	0	8	27	9	81.31
39322	SHILLONG	MEGHALAYA	WEST JAINTIA H	030	ECONOMICS	44	44	0	2	0	0	3	9	15	13	4	70.52
39322	SHILLONG	MEGHALAYA	WEST JAINTIA H	041	MATHEMATICS	20	20	0	0	0	0	1	4	9	4	2	68.45
39322	SHILLONG	MEGHALAYA	WEST JAINTIA H	042	PHYSICS	27	27	0	0	0	0	0	2	17	6	2	70.89

SCH CODE	REGION	STATE	JNV	SUB CODE	SUBJ NAME	APPEARED	PASSED	FAILED	ABSENT	L33	e33l40	e40l50	e50l60	e60l75	e75l90	e90a	Subj. Avg
39322	SHILLONG	MEGHALAYA	WEST JAINTIA H	043	CHEMISTRY	27	27	0	0	0	0	0	2	9	11	5	77.15
39322	SHILLONG	MEGHALAYA	WEST JAINTIA H	044	BIOLOGY	27	27	0	0	0	0	0	3	7	11	6	78.85
39322	SHILLONG	MEGHALAYA	WEST JAINTIA H	265	INFORMATICS PRAC.	41	41	0	1	0	0	0	0	10	22	8	79.78
39322	SHILLONG	MEGHALAYA	WEST JAINTIA H	301	ENGLISH CORE	72	72	0	1	0	0	0	7	21	35	8	75.97
39322	SHILLONG	MEGHALAYA	WEST JAINTIA H	302	HINDI CORE	11	11	0	0	0	0	0	0	4	5	2	79.18
			WEST JAINTIA H Average														76.28
39323	SHILLONG	MEGHALAYA	WEST KHASI HIL	030	ECONOMICS	14	14	0	0	0	0	0	0	0	11	3	86.14
39323	SHILLONG	MEGHALAYA	WEST KHASI HIL	041	MATHEMATICS	9	9	0	0	0	0	2	5	2	0	0	54.33
39323	SHILLONG	MEGHALAYA	WEST KHASI HIL	042	PHYSICS	16	16	0	0	0	0	0	0	9	7	0	72.13
39323	SHILLONG	MEGHALAYA	WEST KHASI HIL	043	CHEMISTRY	16	16	0	0	0	0	0	0	0	15	1	82.31
39323	SHILLONG	MEGHALAYA	WEST KHASI HIL	044	BIOLOGY	16	16	0	0	0	0	0	1	14	1	0	67.25
39323	SHILLONG	MEGHALAYA	WEST KHASI HIL	048	PHYSICAL EDUCATION	30	30	0	0	0	0	0	0	1	22	7	84.43
39323	SHILLONG	MEGHALAYA	WEST KHASI HIL	054	BUSINESS STUDIES	14	14	0	0	0	0	0	0	1	13	0	81.21
39323	SHILLONG	MEGHALAYA	WEST KHASI HIL	055	ACCOUNTANCY	14	14	0	0	0	0	4	9	1	0	0	51.43
39323	SHILLONG	MEGHALAYA	WEST KHASI HIL	265	INFORMATICS PRAC.	12	12	0	0	0	0	0	0	0	9	3	85.92
39323	SHILLONG	MEGHALAYA	WEST KHASI HIL	301	ENGLISH CORE	30	30	0	0	0	0	0	0	6	20	4	80.77
39323	SHILLONG	MEGHALAYA	WEST KHASI HIL	302	HINDI CORE	9	9	0	0	0	0	0	0	1	7	1	83.00
			WEST KHASI HIL Average														75.36
39324	SHILLONG	MEGHALAYA	WEST GARO HILL	041	MATHEMATICS	26	18	8	0	0	0	8	7	2	1	0	45.08
39324	SHILLONG	MEGHALAYA	WEST GARO HILL	042	PHYSICS	35	35	0	0	0	0	0	8	18	9	0	67.43
39324	SHILLONG	MEGHALAYA	WEST GARO HILL	043	CHEMISTRY	35	35	0	0	0	0	0	3	20	10	2	71.37
39324	SHILLONG	MEGHALAYA	WEST GARO HILL	044	BIOLOGY	35	34	1	0	0	0	0	3	17	12	2	72.57
39324	SHILLONG	MEGHALAYA	WEST GARO HILL	301	ENGLISH CORE	35	35	0	0	0	0	0	0	1	13	21	89.77
39324	SHILLONG	MEGHALAYA	WEST GARO HILL	302	HINDI CORE	9	9	0	0	0	0	0	0	6	3	0	71.67
			WEST GARO HILL Average														69.65
39325	SHILLONG	MEGHALAYA	EAST KHASI HIL-I	027	HISTORY	45	45	0	0	0	0	0	8	24	12	1	69.60
39325	SHILLONG	MEGHALAYA	EAST KHASI HIL-I	029	GEOGRAPHY	45	45	0	0	0	0	0	1	28	12	4	73.82
39325	SHILLONG	MEGHALAYA	EAST KHASI HIL-I	030	ECONOMICS	45	43	2	0	0	0	8	21	11	3	0	56.18
39325	SHILLONG	MEGHALAYA	EAST KHASI HIL-I	041	MATHEMATICS	14	9	5	0	0	0	4	3	2	0	0	46.43
39325	SHILLONG	MEGHALAYA	EAST KHASI HIL-I	042	PHYSICS	18	18	0	0	0	0	0	2	10	6	0	70.83
39325	SHILLONG	MEGHALAYA	EAST KHASI HIL-I	043	CHEMISTRY	18	18	0	0	0	0	0	0	14	4	0	70.44
39325	SHILLONG	MEGHALAYA	EAST KHASI HIL-I	044	BIOLOGY	18	18	0	0	0	0	0	1	6	9	2	78.72
39325	SHILLONG	MEGHALAYA	EAST KHASI HIL-I	048	PHYSICAL EDUCATION	24	24	0	0	0	0	0	5	15	3	1	67.54
39325	SHILLONG	MEGHALAYA	EAST KHASI HIL-I	049	PAINTING	4	4	0	0	0	0	0	0	0	1	3	93.25
39325	SHILLONG	MEGHALAYA	EAST KHASI HIL-I	265	INFORMATICS PRAC.	30	30	0	0	0	0	0	0	13	15	2	74.67
39325	SHILLONG	MEGHALAYA	EAST KHASI HIL-I	301	ENGLISH CORE	63	63	0	0	0	0	0	5	26	27	5	75.08
39325	SHILLONG	MEGHALAYA	EAST KHASI HIL-I	302	HINDI CORE	19	19	0	0	0	0	0	1	11	5	2	73.37
			EAST KHASI HIL-I Average														70.83
39336	SHILLONG	MANIPUR	BISHNUPUR	027	HISTORY	39	39	0	0	0	0	0	0	0	2	37	94.49
39336	SHILLONG	MANIPUR	BISHNUPUR	029	GEOGRAPHY	39	39	0	0	0	0	0	0	0	15	24	89.87
39336	SHILLONG	MANIPUR	BISHNUPUR	030	ECONOMICS	39	39	0	0	0	0	2	4	23	6	4	70.15
39336	SHILLONG	MANIPUR	BISHNUPUR	041	MATHEMATICS	24	24	0	1	0	0	0	1	4	18	1	78.21
39336	SHILLONG	MANIPUR	BISHNUPUR	042	PHYSICS	38	38	0	1	0	0	0	1	26	11	0	71.45
39336	SHILLONG	MANIPUR	BISHNUPUR	043	CHEMISTRY	38	38	0	1	0	0	0	0	3	25	10	84.97
39336	SHILLONG	MANIPUR	BISHNUPUR	044	BIOLOGY	38	38	0	1	0	0	0	0	1	18	19	88.71
39336	SHILLONG	MANIPUR	BISHNUPUR	045	BIOTECHNOLOGY	15	15	0	0	0	0	0	0	0	8	7	88.80
39336	SHILLONG	MANIPUR	BISHNUPUR	048	PHYSICAL EDUCATION	7	7	0	0	0	0	0	0	5	2	0	74.71
39336	SHILLONG	MANIPUR	BISHNUPUR	049	PAINTING	29	29	0	0	0	0	0	0	0	1	28	97.03
39336	SHILLONG	MANIPUR	BISHNUPUR	111	MANIPURI	30	30	0	0	0	0	0	0	0	15	15	88.73
39336	SHILLONG	MANIPUR	BISHNUPUR	265	INFORMATICS PRAC.	16	16	0	0	0	0	0	0	0	9	7	88.19
39336	SHILLONG	MANIPUR	BISHNUPUR	301	ENGLISH CORE	77	77	0	1	0	0	0	0	10	33	34	84.86

SCH CODE	REGION	STATE	JNV	SUB CODE	SUBJ NAME	APPEARED	PASSED	FAILED	ABSENT	L33	e33l40	e40l50	e50l60	e60l75	e75l90	e90a	Subj. Avg
39336	SHILLONG	MANIPUR	BISHNUPUR	302	HINDI CORE	3	3	0	0	0	0	0	0	0	1	2	93.00
			BISHNUPUR Average														85.23
39337	SHILLONG	MANIPUR	THOUBAL	027	HISTORY	40	40	0	1	0	0	0	3	8	26	3	78.63
39337	SHILLONG	MANIPUR	THOUBAL	029	GEOGRAPHY	40	40	0	1	0	0	0	1	5	26	8	83.15
39337	SHILLONG	MANIPUR	THOUBAL	030	ECONOMICS	40	40	0	1	0	0	1	6	17	11	5	71.93
39337	SHILLONG	MANIPUR	THOUBAL	041	MATHEMATICS	49	49	0	0	0	1	3	16	25	3	1	62.29
39337	SHILLONG	MANIPUR	THOUBAL	042	PHYSICS	42	42	0	0	0	0	0	0	21	19	2	75.21
39337	SHILLONG	MANIPUR	THOUBAL	043	CHEMISTRY	42	42	0	0	0	0	0	0	0	30	12	86.31
39337	SHILLONG	MANIPUR	THOUBAL	044	BIOLOGY	42	42	0	0	0	0	0	0	4	23	15	85.88
39337	SHILLONG	MANIPUR	THOUBAL	049	PAINTING	52	52	0	1	0	0	0	0	0	16	36	90.87
39337	SHILLONG	MANIPUR	THOUBAL	111	MANIPURI	31	31	0	1	0	0	0	1	5	20	5	81.71
39337	SHILLONG	MANIPUR	THOUBAL	265	INFORMATICS PRAC.	30	30	0	0	0	0	0	0	2	21	7	84.67
39337	SHILLONG	MANIPUR	THOUBAL	301	ENGLISH CORE	82	82	0	1	0	0	0	6	17	46	13	79.85
39337	SHILLONG	MANIPUR	THOUBAL	302	HINDI CORE	2	2	0	0	0	0	0	0	1	0	1	81.00
			THOUBAL Average														80.13
39338	SHILLONG	MANIPUR	CHURACHANDPUR	027	HISTORY	40	40	0	1	0	0	0	0	8	14	18	85.13
39338	SHILLONG	MANIPUR	CHURACHANDPUR	029	GEOGRAPHY	40	40	0	1	0	0	0	0	3	18	19	87.55
39338	SHILLONG	MANIPUR	CHURACHANDPUR	030	ECONOMICS	40	40	0	1	0	0	0	1	15	18	6	79.23
39338	SHILLONG	MANIPUR	CHURACHANDPUR	041	MATHEMATICS	29	29	0	0	2	0	0	3	19	5	0	64.24
39338	SHILLONG	MANIPUR	CHURACHANDPUR	042	PHYSICS	32	32	0	0	0	0	0	0	16	15	1	74.59
39338	SHILLONG	MANIPUR	CHURACHANDPUR	043	CHEMISTRY	32	32	0	0	0	0	0	0	9	18	5	79.84
39338	SHILLONG	MANIPUR	CHURACHANDPUR	044	BIOLOGY	31	31	0	0	0	0	0	1	12	11	7	78.48
39338	SHILLONG	MANIPUR	CHURACHANDPUR	083	COMPUTER SCIENCE	63	63	0	1	0	0	0	0	7	32	24	84.75
39338	SHILLONG	MANIPUR	CHURACHANDPUR	301	ENGLISH CORE	72	72	0	1	0	0	0	0	5	32	35	86.56
39338	SHILLONG	MANIPUR	CHURACHANDPUR	302	HINDI CORE	21	21	0	0	0	0	0	0	1	14	6	85.19
			CHURACHANDPUR Average														80.56
39339	SHILLONG	MANIPUR	SENAPATI - I	027	HISTORY	43	43	0	1	0	0	0	0	5	21	17	86.47
39339	SHILLONG	MANIPUR	SENAPATI - I	029	GEOGRAPHY	43	43	0	1	0	0	0	0	1	21	21	88.19
39339	SHILLONG	MANIPUR	SENAPATI - I	030	ECONOMICS	43	43	0	1	0	0	0	0	8	16	19	84.86
39339	SHILLONG	MANIPUR	SENAPATI - I	041	MATHEMATICS	27	27	0	0	0	3	12	6	5	1	0	51.26
39339	SHILLONG	MANIPUR	SENAPATI - I	042	PHYSICS	33	33	0	0	0	0	0	0	15	17	1	75.03
39339	SHILLONG	MANIPUR	SENAPATI - I	043	CHEMISTRY	33	33	0	0	0	0	0	2	21	9	1	70.58
39339	SHILLONG	MANIPUR	SENAPATI - I	044	BIOLOGY	33	33	0	0	0	0	0	0	6	13	14	84.67
39339	SHILLONG	MANIPUR	SENAPATI - I	048	PHYSICAL EDUCATION	6	6	0	0	0	0	0	0	0	1	5	93.83
39339	SHILLONG	MANIPUR	SENAPATI - I	052	APP/COMMERCIAL ART	43	43	0	1	0	0	0	0	0	26	17	88.51
39339	SHILLONG	MANIPUR	SENAPATI - I	065	INFORMATICS PRAC.	33	33	0	0	0	0	0	0	14	17	2	77.09
39339	SHILLONG	MANIPUR	SENAPATI - I	301	ENGLISH CORE	76	76	0	1	0	0	0	0	8	50	18	83.79
39339	SHILLONG	MANIPUR	SENAPATI - I	302	HINDI CORE	43	43	0	1	0	0	0	0	2	22	19	86.67
			SENAPATI - I Average														80.91
39340	SHILLONG	MANIPUR	UKHRUL - I	027	HISTORY	49	49	0	1	0	0	0	0	6	28	15	84.57
39340	SHILLONG	MANIPUR	UKHRUL - I	029	GEOGRAPHY	49	49	0	1	0	0	0	0	0	25	24	88.35
39340	SHILLONG	MANIPUR	UKHRUL - I	030	ECONOMICS	49	49	0	1	0	0	0	0	17	27	5	77.45
39340	SHILLONG	MANIPUR	UKHRUL - I	041	MATHEMATICS	34	34	0	0	0	0	0	0	17	16	1	75.50
39340	SHILLONG	MANIPUR	UKHRUL - I	042	PHYSICS	33	33	0	0	0	0	0	2	29	2	0	65.24
39340	SHILLONG	MANIPUR	UKHRUL - I	043	CHEMISTRY	33	33	0	0	0	0	0	0	2	19	12	86.45
39340	SHILLONG	MANIPUR	UKHRUL - I	044	BIOLOGY	33	33	0	0	0	0	0	0	2	26	5	83.61
39340	SHILLONG	MANIPUR	UKHRUL - I	049	PAINTING	82	82	0	1	0	0	0	0	0	11	71	93.37
39340	SHILLONG	MANIPUR	UKHRUL - I	111	MANIPURI	8	8	0	1	0	0	0	0	0	2	6	90.38
39340	SHILLONG	MANIPUR	UKHRUL - I	301	ENGLISH CORE	82	82	0	1	0	0	0	2	18	50	12	80.00
39340	SHILLONG	MANIPUR	UKHRUL - I	302	HINDI CORE	36	36	0	0	0	0	0	0	2	26	8	86.28
			UKHRUL - I Average														82.84

SCH CODE	REGION	STATE	JNV	SUB CODE	SUBJ NAME	APPEARED	PASSED	FAILED	ABSENT	L33	e33l40	e40l50	e50l60	e60l75	e75l90	e90a	Subj. Avg
39341	SHILLONG	MANIPUR	IMPHAL WEST	030	ECONOMICS	28	28	0	0	0	0	2	5	13	3	5	69.82
39341	SHILLONG	MANIPUR	IMPHAL WEST	041	MATHEMATICS	43	43	0	0	1	0	7	15	13	5	2	60.70
39341	SHILLONG	MANIPUR	IMPHAL WEST	042	PHYSICS	43	42	1	0	0	0	0	10	10	16	6	73.98
39341	SHILLONG	MANIPUR	IMPHAL WEST	043	CHEMISTRY	43	43	0	0	0	0	2	5	11	13	12	76.86
39341	SHILLONG	MANIPUR	IMPHAL WEST	044	BIOLOGY	41	40	1	0	0	0	1	4	4	17	14	81.49
39341	SHILLONG	MANIPUR	IMPHAL WEST	048	PHYSICAL EDUCATION	55	54	1	0	0	0	0	5	10	28	11	79.45
39341	SHILLONG	MANIPUR	IMPHAL WEST	054	BUSINESS STUDIES	28	28	0	0	0	0	0	2	8	12	6	78.54
39341	SHILLONG	MANIPUR	IMPHAL WEST	055	ACCOUNTANCY	28	25	3	0	1	1	5	9	7	2	0	53.86
39341	SHILLONG	MANIPUR	IMPHAL WEST	111	MANIPURI	10	10	0	0	0	0	0	1	5	2	2	71.10
39341	SHILLONG	MANIPUR	IMPHAL WEST	283	COMPUTER SCIENCE	13	13	0	0	0	0	0	0	0	5	8	89.92
39341	SHILLONG	MANIPUR	IMPHAL WEST	301	ENGLISH CORE	71	71	0	0	0	0	0	0	4	18	49	90.25
39341	SHILLONG	MANIPUR	IMPHAL WEST	302	HINDI CORE	2	2	0	0	0	0	0	1	1	0	0	59.50
			IMPHAL WEST Average														73.79
39342	SHILLONG	MANIPUR	CHANDEL	027	HISTORY	45	45	0	0	0	0	0	1	6	25	13	83.76
39342	SHILLONG	MANIPUR	CHANDEL	029	GEOGRAPHY	45	45	0	0	0	0	0	0	6	26	13	82.80
39342	SHILLONG	MANIPUR	CHANDEL	030	ECONOMICS	45	45	0	0	0	0	1	10	26	7	1	66.69
39342	SHILLONG	MANIPUR	CHANDEL	041	MATHEMATICS	26	26	0	0	0	0	0	12	11	3	0	63.58
39342	SHILLONG	MANIPUR	CHANDEL	042	PHYSICS	35	35	0	0	0	0	0	2	29	4	0	68.20
39342	SHILLONG	MANIPUR	CHANDEL	043	CHEMISTRY	35	35	0	0	0	0	0	0	16	18	1	75.69
39342	SHILLONG	MANIPUR	CHANDEL	044	BIOLOGY	35	35	0	0	0	0	0	0	2	26	7	84.37
39342	SHILLONG	MANIPUR	CHANDEL	049	PAINTING	45	45	0	0	0	0	0	0	8	34	3	80.04
39342	SHILLONG	MANIPUR	CHANDEL	283	COMPUTER SCIENCE	35	35	0	0	0	0	0	0	1	27	7	84.71
39342	SHILLONG	MANIPUR	CHANDEL	301	ENGLISH CORE	80	80	0	0	0	0	0	1	13	21	45	84.85
39342	SHILLONG	MANIPUR	CHANDEL	302	HINDI CORE	46	46	0	0	0	0	0	1	10	26	9	80.52
			CHANDEL Average														77.75
39343	SHILLONG	MANIPUR	TAMENGLONG	027	HISTORY	31	31	0	0	0	0	0	1	4	14	12	84.74
39343	SHILLONG	MANIPUR	TAMENGLONG	029	GEOGRAPHY	31	31	0	0	0	0	0	0	1	18	12	85.71
39343	SHILLONG	MANIPUR	TAMENGLONG	030	ECONOMICS	31	31	0	0	0	0	0	5	16	10	0	68.13
39343	SHILLONG	MANIPUR	TAMENGLONG	301	ENGLISH CORE	31	31	0	0	0	0	0	2	6	21	2	79.10
39343	SHILLONG	MANIPUR	TAMENGLONG	302	HINDI CORE	31	31	0	0	0	0	0	0	4	22	5	82.77
			TAMENGLONG Average														80.09
39344	SHILLONG	MANIPUR	IMPHAL EAST	041	MATHEMATICS	36	36	0	0	0	6	10	13	6	1	0	52.08
39344	SHILLONG	MANIPUR	IMPHAL EAST	042	PHYSICS	40	40	0	0	0	0	1	10	25	3	1	64.93
39344	SHILLONG	MANIPUR	IMPHAL EAST	043	CHEMISTRY	40	40	0	0	0	0	0	3	24	12	1	71.00
39344	SHILLONG	MANIPUR	IMPHAL EAST	044	BIOLOGY	40	40	0	0	0	0	0	0	15	16	9	78.78
39344	SHILLONG	MANIPUR	IMPHAL EAST	049	PAINTING	40	40	0	0	0	0	0	0	1	21	18	88.58
39344	SHILLONG	MANIPUR	IMPHAL EAST	301	ENGLISH CORE	40	40	0	0	0	0	0	0	5	23	12	84.50
39344	SHILLONG	MANIPUR	IMPHAL EAST	302	HINDI CORE	4	4	0	0	0	0	0	1	1	1	1	73.50
			IMPHAL EAST Average														73.34
39355	SHILLONG	MIZORAM	SERCHIP	027	HISTORY	42	42	0	2	0	0	0	1	15	22	4	79.07
39355	SHILLONG	MIZORAM	SERCHIP	029	GEOGRAPHY	42	42	0	2	0	0	0	0	9	30	3	79.17
39355	SHILLONG	MIZORAM	SERCHIP	030	ECONOMICS	42	42	0	2	0	0	0	8	32	2	0	64.48
39355	SHILLONG	MIZORAM	SERCHIP	041	MATHEMATICS	9	9	0	0	0	0	1	0	0	8	0	76.78
39355	SHILLONG	MIZORAM	SERCHIP	042	PHYSICS	15	15	0	1	0	0	0	0	15	0	0	66.87
39355	SHILLONG	MIZORAM	SERCHIP	043	CHEMISTRY	15	15	0	1	0	0	0	0	0	13	2	83.87
39355	SHILLONG	MIZORAM	SERCHIP	044	BIOLOGY	15	15	0	1	0	0	0	0	0	14	1	84.67
39355	SHILLONG	MIZORAM	SERCHIP	301	ENGLISH CORE	57	57	0	3	0	0	1	7	28	16	5	71.61
39355	SHILLONG	MIZORAM	SERCHIP	302	HINDI CORE	48	48	0	3	0	0	0	0	22	23	3	76.94
			SERCHIP Average														75.94
39357	SHILLONG	MIZORAM	CHAMPHAI	027	HISTORY	15	13	2	0	0	0	4	4	3	1	1	57.47
39357	SHILLONG	MIZORAM	CHAMPHAI	029	GEOGRAPHY	15	15	0	0	0	0	0	0	5	7	3	79.00

SCH CODE	REGION	STATE	JNV	SUB CODE	SUBJ NAME	APPEARED	PASSED	FAILED	ABSENT	L33	e33l40	e40l50	e50l60	e60l75	e75l90	e90a	Subj. Avg
39357	SHILLONG	MIZORAM	CHAMPHAI	030	ECONOMICS	15	15	0	0	0	0	0	0	6	7	2	78.53
39357	SHILLONG	MIZORAM	CHAMPHAI	301	ENGLISH CORE	15	15	0	0	0	0	0	2	6	5	2	75.40
39357	SHILLONG	MIZORAM	CHAMPHAI	302	HINDI CORE	15	15	0	0	0	0	0	0	5	8	2	77.53
			CHAMPHAI Average														73.59
39358	SHILLONG	MIZORAM	KOLASIB	027	HISTORY	22	22	0	0	0	0	0	0	11	11	0	74.36
39358	SHILLONG	MIZORAM	KOLASIB	029	GEOGRAPHY	22	22	0	0	0	0	0	0	13	9	0	72.27
39358	SHILLONG	MIZORAM	KOLASIB	030	ECONOMICS	34	34	0	1	0	0	4	22	8	0	0	55.71
39358	SHILLONG	MIZORAM	KOLASIB	041	MATHEMATICS	3	3	0	1	0	0	0	1	2	0	0	62.00
39358	SHILLONG	MIZORAM	KOLASIB	054	BUSINESS STUDIES	12	12	0	1	0	0	0	0	11	1	0	69.58
39358	SHILLONG	MIZORAM	KOLASIB	055	ACCOUNTANCY	12	12	0	1	0	0	0	0	12	0	0	65.08
39358	SHILLONG	MIZORAM	KOLASIB	301	ENGLISH CORE	34	34	0	1	0	0	0	9	14	11	0	68.09
39358	SHILLONG	MIZORAM	KOLASIB	302	HINDI CORE	31	31	0	0	0	0	0	2	23	6	0	69.06
			KOLASIB Average														67.02
39361	SHILLONG	MIZORAM	LAWNGTLAI	041	MATHEMATICS	4	4	0	1	0	0	2	2	0	0	0	48.50
39361	SHILLONG	MIZORAM	LAWNGTLAI	042	PHYSICS	6	6	0	1	0	0	0	0	1	5	0	78.17
39361	SHILLONG	MIZORAM	LAWNGTLAI	043	CHEMISTRY	6	6	0	1	0	0	0	0	5	1	0	69.50
39361	SHILLONG	MIZORAM	LAWNGTLAI	044	BIOLOGY	6	6	0	1	0	0	0	1	5	0	0	66.33
39361	SHILLONG	MIZORAM	LAWNGTLAI	301	ENGLISH CORE	6	6	0	1	0	0	0	0	1	5	0	78.83
39361	SHILLONG	MIZORAM	LAWNGTLAI	302	HINDI CORE	2	2	0	0	0	0	0	0	2	0	0	71.50
			LAWNGTLAI Average														68.81
39370	SHILLONG	NAGALAND	KOHIMA	027	HISTORY	36	36	0	1	0	0	2	11	18	4	1	64.36
39370	SHILLONG	NAGALAND	KOHIMA	029	GEOGRAPHY	36	36	0	1	0	0	0	4	20	12	0	69.72
39370	SHILLONG	NAGALAND	KOHIMA	030	ECONOMICS	36	36	0	1	1	3	13	12	6	1	0	51.47
39370	SHILLONG	NAGALAND	KOHIMA	034	HIND MUSIC.VOCAL	8	8	0	0	0	0	0	0	2	6	0	77.25
39370	SHILLONG	NAGALAND	KOHIMA	041	MATHEMATICS	6	6	0	0	0	0	0	0	4	2	0	71.83
39370	SHILLONG	NAGALAND	KOHIMA	042	PHYSICS	7	7	0	0	0	0	0	1	5	1	0	65.86
39370	SHILLONG	NAGALAND	KOHIMA	043	CHEMISTRY	7	7	0	0	0	0	0	0	3	4	0	78.43
39370	SHILLONG	NAGALAND	KOHIMA	044	BIOLOGY	7	7	0	0	0	0	0	2	4	1	0	68.00
39370	SHILLONG	NAGALAND	KOHIMA	048	PHYSICAL EDUCATION	35	35	0	1	0	0	2	4	26	3	0	65.66
39370	SHILLONG	NAGALAND	KOHIMA	301	ENGLISH CORE	43	43	0	1	0	0	1	7	10	21	4	74.49
39370	SHILLONG	NAGALAND	KOHIMA	302	HINDI CORE	37	37	0	1	0	0	0	7	21	9	0	67.97
			KOHIMA Average														68.64
39372	SHILLONG	NAGALAND	PHEK	027	HISTORY	34	34	0	1	0	0	0	4	17	12	1	72.53
39372	SHILLONG	NAGALAND	PHEK	029	GEOGRAPHY	34	34	0	1	0	0	0	3	24	7	0	69.79
39372	SHILLONG	NAGALAND	PHEK	030	ECONOMICS	34	34	0	1	0	1	1	18	12	2	0	59.32
39372	SHILLONG	NAGALAND	PHEK	048	PHYSICAL EDUCATION	34	34	0	1	0	0	0	18	13	3	0	60.41
39372	SHILLONG	NAGALAND	PHEK	301	ENGLISH CORE	34	34	0	1	0	0	2	4	15	9	4	70.88
39372	SHILLONG	NAGALAND	PHEK	302	HINDI CORE	34	34	0	1	0	0	0	6	23	5	0	67.82
			PHEK Average														66.79
39374	SHILLONG	NAGALAND	MON	027	HISTORY	16	14	2	1	0	6	6	2	0	0	0	42.19
39374	SHILLONG	NAGALAND	MON	029	GEOGRAPHY	16	15	1	1	0	0	0	9	6	0	0	58.38
39374	SHILLONG	NAGALAND	MON	030	ECONOMICS	16	14	2	1	0	0	8	6	0	0	0	49.13
39374	SHILLONG	NAGALAND	MON	041	MATHEMATICS	7	7	0	0	0	0	0	5	2	0	0	55.00
39374	SHILLONG	NAGALAND	MON	042	PHYSICS	19	19	0	0	0	0	4	14	1	0	0	53.00
39374	SHILLONG	NAGALAND	MON	043	CHEMISTRY	19	19	0	0	0	0	0	2	11	6	0	68.84
39374	SHILLONG	NAGALAND	MON	044	BIOLOGY	19	19	0	0	0	0	0	10	9	0	0	60.47
39374	SHILLONG	NAGALAND	MON	048	PHYSICAL EDUCATION	35	35	0	1	0	0	5	7	19	4	0	61.51
39374	SHILLONG	NAGALAND	MON	301	ENGLISH CORE	35	34	1	1	0	0	9	14	8	3	0	57.03
39374	SHILLONG	NAGALAND	MON	302	HINDI CORE	28	27	1	1	0	0	7	9	10	1	0	56.04
			MON Average														56.16
39375	SHILLONG	NAGALAND	DIMAPUR	027	HISTORY	38	38	0	0	0	0	7	23	5	2	1	57.29

SCH CODE	REGION	STATE	JNV	SUB CODE	SUBJ NAME	APPEARED	PASSED	FAILED	ABSENT	L33	e33l40	e40l50	e50l60	e60l75	e75l90	e90a	Subj. Avg
39375	SHILLONG	NAGALAND	DIMAPUR	029	GEOGRAPHY	38	36	2	0	0	0	0	11	21	3	1	63.21
39375	SHILLONG	NAGALAND	DIMAPUR	030	ECONOMICS	38	35	3	0	15	8	4	5	2	1	0	37.71
39375	SHILLONG	NAGALAND	DIMAPUR	034	HIND MUSIC.VOCAL	22	22	0	0	0	0	0	0	5	17	0	77.18
39375	SHILLONG	NAGALAND	DIMAPUR	048	PHYSICAL EDUCATION	4	3	1	0	0	0	0	0	3	0	0	62.00
39375	SHILLONG	NAGALAND	DIMAPUR	049	PAINTING	12	11	1	0	0	0	0	0	0	11	0	79.25
39375	SHILLONG	NAGALAND	DIMAPUR	301	ENGLISH CORE	38	36	2	0	0	0	0	9	21	4	2	65.13
39375	SHILLONG	NAGALAND	DIMAPUR	302	HINDI CORE	38	36	2	0	0	0	5	18	11	1	1	57.03
			DIMAPUR Average														62.35
39376	SHILLONG	NAGALAND	PEREN	041	MATHEMATICS	12	12	0	0	0	0	0	7	5	0	0	60.33
39376	SHILLONG	NAGALAND	PEREN	042	PHYSICS	22	22	0	0	0	0	0	11	10	1	0	61.41
39376	SHILLONG	NAGALAND	PEREN	043	CHEMISTRY	22	22	0	0	0	0	0	2	18	2	0	66.68
39376	SHILLONG	NAGALAND	PEREN	044	BIOLOGY	22	22	0	0	0	0	0	4	13	4	1	69.41
39376	SHILLONG	NAGALAND	PEREN	048	PHYSICAL EDUCATION	22	22	0	0	0	0	0	0	3	12	7	83.82
39376	SHILLONG	NAGALAND	PEREN	301	ENGLISH CORE	22	22	0	0	0	0	0	0	2	12	8	86.36
39376	SHILLONG	NAGALAND	PEREN	302	HINDI CORE	10	10	0	0	0	0	0	0	2	7	1	80.70
			PEREN Average														72.67
39377	SHILLONG	NAGALAND	ZUNHEBOTO	027	HISTORY	30	30	0	1	0	0	0	1	10	14	5	77.80
39377	SHILLONG	NAGALAND	ZUNHEBOTO	029	GEOGRAPHY	30	30	0	1	0	0	0	0	13	10	7	77.30
39377	SHILLONG	NAGALAND	ZUNHEBOTO	030	ECONOMICS	30	30	0	1	0	0	0	10	17	3	0	63.87
39377	SHILLONG	NAGALAND	ZUNHEBOTO	301	ENGLISH CORE	30	30	0	1	0	0	1	4	13	6	6	72.73
39377	SHILLONG	NAGALAND	ZUNHEBOTO	302	HINDI CORE	30	30	0	1	0	0	0	2	15	8	5	75.07
			ZUNHEBOTO Average														73.35
39580	SHILLONG	SIKKIM	WEST SIKKIM	030	ECONOMICS	5	5	0	0	0	0	0	1	3	0	1	70.60
39580	SHILLONG	SIKKIM	WEST SIKKIM	041	MATHEMATICS	13	13	0	0	0	0	0	1	6	5	1	74.62
39580	SHILLONG	SIKKIM	WEST SIKKIM	042	PHYSICS	17	17	0	0	0	0	0	3	10	3	1	68.53
39580	SHILLONG	SIKKIM	WEST SIKKIM	043	CHEMISTRY	17	17	0	0	0	0	0	0	1	8	8	87.41
39580	SHILLONG	SIKKIM	WEST SIKKIM	044	BIOLOGY	6	6	0	0	0	0	0	1	2	1	2	76.17
39580	SHILLONG	SIKKIM	WEST SIKKIM	049	PAINTING	22	22	0	0	0	0	0	0	0	0	22	96.86
39580	SHILLONG	SIKKIM	WEST SIKKIM	054	BUSINESS STUDIES	5	5	0	0	0	0	0	0	0	3	2	89.40
39580	SHILLONG	SIKKIM	WEST SIKKIM	055	ACCOUNTANCY	5	5	0	0	0	0	0	0	2	2	1	79.60
39580	SHILLONG	SIKKIM	WEST SIKKIM	283	COMPUTER SCIENCE	11	11	0	0	0	0	0	0	0	4	7	91.82
39580	SHILLONG	SIKKIM	WEST SIKKIM	301	ENGLISH CORE	22	22	0	0	0	0	0	0	0	5	17	91.59
39580	SHILLONG	SIKKIM	WEST SIKKIM	302	HINDI CORE	9	9	0	0	0	0	0	0	0	3	6	91.56
			WEST SIKKIM Average														83.47
39581	SHILLONG	SIKKIM	NORTH SIKKIM	027	HISTORY	31	31	0	0	0	0	0	1	8	15	7	80.61
39581	SHILLONG	SIKKIM	NORTH SIKKIM	029	GEOGRAPHY	31	31	0	0	0	0	0	0	2	15	14	87.32
39581	SHILLONG	SIKKIM	NORTH SIKKIM	030	ECONOMICS	31	31	0	0	0	0	1	4	17	7	2	68.87
39581	SHILLONG	SIKKIM	NORTH SIKKIM	041	MATHEMATICS	8	8	0	0	0	0	0	5	2	0	1	62.25
39581	SHILLONG	SIKKIM	NORTH SIKKIM	042	PHYSICS	17	17	0	0	0	0	0	1	10	6	0	72.12
39581	SHILLONG	SIKKIM	NORTH SIKKIM	043	CHEMISTRY	17	17	0	0	0	0	0	0	7	7	3	78.65
39581	SHILLONG	SIKKIM	NORTH SIKKIM	044	BIOLOGY	9	9	0	0	0	0	0	1	3	3	2	78.33
39581	SHILLONG	SIKKIM	NORTH SIKKIM	049	PAINTING	48	48	0	0	0	0	0	0	0	13	35	92.73
39581	SHILLONG	SIKKIM	NORTH SIKKIM	283	COMPUTER SCIENCE	8	8	0	0	0	0	0	0	0	6	2	85.38
39581	SHILLONG	SIKKIM	NORTH SIKKIM	301	ENGLISH CORE	48	48	0	0	0	0	0	0	2	8	38	91.54
39581	SHILLONG	SIKKIM	NORTH SIKKIM	302	HINDI CORE	40	40	0	0	0	0	0	0	4	19	17	86.23
			NORTH SIKKIM Average														80.37
39582	SHILLONG	SIKKIM	SOUTH SIKKIM	027	HISTORY	14	14	0	2	0	0	0	0	0	4	10	90.86
39582	SHILLONG	SIKKIM	SOUTH SIKKIM	029	GEOGRAPHY	14	14	0	2	0	0	0	0	0	6	8	89.50
39582	SHILLONG	SIKKIM	SOUTH SIKKIM	030	ECONOMICS	14	14	0	2	0	0	0	0	4	5	5	83.07
39582	SHILLONG	SIKKIM	SOUTH SIKKIM	041	MATHEMATICS	18	18	0	0	0	0	1	5	9	2	0	60.06
39582	SHILLONG	SIKKIM	SOUTH SIKKIM	042	PHYSICS	27	27	0	0	0	0	0	5	17	4	0	66.11

SCH CODE	REGION	STATE	JNV	SUB CODE	SUBJ NAME	APPEARED	PASSED	FAILED	ABSENT	L33	e33l40	e40l50	e50l60	e60l75	e75l90	e90a	Subj. Avg
39582	SHILLONG	SIKKIM	SOUTH SIKKIM	043	CHEMISTRY	27	27	0	0	0	0	0	0	7	16	3	78.22
39582	SHILLONG	SIKKIM	SOUTH SIKKIM	044	BIOLOGY	20	20	0	0	0	0	0	0	5	14	1	77.50
39582	SHILLONG	SIKKIM	SOUTH SIKKIM	283	COMPUTER SCIENCE	7	7	0	0	0	0	0	0	1	4	1	72.57
39582	SHILLONG	SIKKIM	SOUTH SIKKIM	301	ENGLISH CORE	41	41	0	2	0	0	0	0	5	35	0	78.00
39582	SHILLONG	SIKKIM	SOUTH SIKKIM	302	HINDI CORE	23	23	0	2	0	0	0	0	7	8	8	82.30
			SOUTH SIKKIM Average														77.82
39583	SHILLONG	SIKKIM	EAST SIKKIM	027	HISTORY	28	28	0	0	0	0	0	2	11	11	4	77.00
39583	SHILLONG	SIKKIM	EAST SIKKIM	029	GEOGRAPHY	28	28	0	0	0	0	0	0	6	15	7	82.75
39583	SHILLONG	SIKKIM	EAST SIKKIM	030	ECONOMICS	32	32	0	1	0	0	2	6	5	12	7	75.75
39583	SHILLONG	SIKKIM	EAST SIKKIM	054	BUSINESS STUDIES	4	4	0	1	0	0	0	0	0	2	2	87.00
39583	SHILLONG	SIKKIM	EAST SIKKIM	055	ACCOUNTANCY	4	4	0	1	0	0	0	1	3	0	0	64.00
39583	SHILLONG	SIKKIM	EAST SIKKIM	301	ENGLISH CORE	32	32	0	1	0	0	1	2	8	18	3	76.69
39583	SHILLONG	SIKKIM	EAST SIKKIM	302	HINDI CORE	32	32	0	1	0	0	0	0	7	19	6	82.06
			EAST SIKKIM Average														77.89
39586	SHILLONG	TRIPURA	KHOWAI	027	HISTORY	36	36	0	0	0	0	0	0	7	15	14	83.22
39586	SHILLONG	TRIPURA	KHOWAI	029	GEOGRAPHY	36	36	0	0	0	0	0	0	4	18	14	85.42
39586	SHILLONG	TRIPURA	KHOWAI	030	ECONOMICS	36	35	1	0	0	0	0	9	19	6	1	66.39
39586	SHILLONG	TRIPURA	KHOWAI	041	MATHEMATICS	15	15	0	1	0	0	0	5	6	3	1	67.07
39586	SHILLONG	TRIPURA	KHOWAI	042	PHYSICS	23	23	0	1	0	0	0	2	13	5	3	73.52
39586	SHILLONG	TRIPURA	KHOWAI	043	CHEMISTRY	23	23	0	1	0	0	0	0	8	13	2	78.39
39586	SHILLONG	TRIPURA	KHOWAI	044	BIOLOGY	23	23	0	1	0	0	0	0	2	6	15	89.57
39586	SHILLONG	TRIPURA	KHOWAI	283	COMPUTER SCIENCE	18	18	0	0	0	0	0	0	2	8	8	84.94
39586	SHILLONG	TRIPURA	KHOWAI	301	ENGLISH CORE	59	59	0	1	0	0	0	0	10	26	23	85.54
39586	SHILLONG	TRIPURA	KHOWAI	302	HINDI CORE	26	26	0	0	0	0	0	0	4	18	4	83.35
			KHOWAI Average														79.74
39587	SHILLONG	TRIPURA	GOMATI	027	HISTORY	39	39	0	0	0	0	0	0	7	22	10	84.23
39587	SHILLONG	TRIPURA	GOMATI	029	GEOGRAPHY	39	39	0	0	0	0	0	0	2	25	12	85.49
39587	SHILLONG	TRIPURA	GOMATI	030	ECONOMICS	39	29	10	0	0	0	5	12	10	2	0	53.95
39587	SHILLONG	TRIPURA	GOMATI	041	MATHEMATICS	17	17	0	1	0	0	0	2	7	5	3	75.82
39587	SHILLONG	TRIPURA	GOMATI	042	PHYSICS	35	35	0	1	0	0	0	8	19	6	2	68.00
39587	SHILLONG	TRIPURA	GOMATI	043	CHEMISTRY	35	35	0	1	0	0	0	5	14	10	6	74.00
39587	SHILLONG	TRIPURA	GOMATI	044	BIOLOGY	18	18	0	0	0	0	0	1	5	8	4	79.33
39587	SHILLONG	TRIPURA	GOMATI	049	PAINTING	16	16	0	0	0	0	0	0	0	0	16	97.25
39587	SHILLONG	TRIPURA	GOMATI	283	COMPUTER SCIENCE	11	11	0	0	0	0	0	0	6	4	1	75.91
39587	SHILLONG	TRIPURA	GOMATI	301	ENGLISH CORE	74	74	0	1	0	0	0	2	16	44	12	80.92
39587	SHILLONG	TRIPURA	GOMATI	302	HINDI CORE	47	47	0	1	0	0	0	1	8	28	10	81.15
			GOMATI Average														77.82
39588	SHILLONG	TRIPURA	DHALAI	030	ECONOMICS	29	29	0	1	0	0	0	2	17	10	0	71.69
39588	SHILLONG	TRIPURA	DHALAI	041	MATHEMATICS	38	38	0	0	0	0	0	0	20	17	1	73.89
39588	SHILLONG	TRIPURA	DHALAI	042	PHYSICS	40	40	0	0	0	0	0	1	17	20	2	74.55
39588	SHILLONG	TRIPURA	DHALAI	043	CHEMISTRY	40	40	0	0	0	0	0	0	5	28	7	83.33
39588	SHILLONG	TRIPURA	DHALAI	044	BIOLOGY	40	40	0	0	0	0	0	1	9	19	11	81.40
39588	SHILLONG	TRIPURA	DHALAI	054	BUSINESS STUDIES	30	30	0	0	0	0	0	0	19	10	0	70.50
39588	SHILLONG	TRIPURA	DHALAI	055	ACCOUNTANCY	30	25	5	0	0	0	1	11	8	4	0	57.13
39588	SHILLONG	TRIPURA	DHALAI	265	INFORMATICS PRAC.	26	26	0	1	0	0	0	0	9	15	2	77.77
39588	SHILLONG	TRIPURA	DHALAI	301	ENGLISH CORE	70	70	0	0	0	0	0	3	26	35	5	75.77
39588	SHILLONG	TRIPURA	DHALAI	302	HINDI CORE	5	5	0	0	0	0	0	0	3	2	0	70.00
			DHALAI Average														73.60
39589	SHILLONG	TRIPURA	NORTH TRIPURA	041	MATHEMATICS	10	10	0	0	0	0	1	2	1	1	5	77.10
39589	SHILLONG	TRIPURA	NORTH TRIPURA	042	PHYSICS	20	20	0	0	0	0	0	3	13	4	0	68.35
39589	SHILLONG	TRIPURA	NORTH TRIPURA	043	CHEMISTRY	20	20	0	0	0	0	0	0	4	15	1	80.30

SCH CODE	REGION	STATE	JNV	SUB CODE	SUBJ NAME	APPEARED	PASSED	FAILED	ABSENT	L33	e33l40	e40l50	e50l60	e60l75	e75l90	e90a	Subj. Avg
39589	SHILLONG	TRIPURA	NORTH TRIPURA	044	BIOLOGY	10	10	0	0	0	0	0	0	1	5	4	84.10
39589	SHILLONG	TRIPURA	NORTH TRIPURA	301	ENGLISH CORE	20	20	0	0	0	0	0	0	4	6	10	84.50
39589	SHILLONG	TRIPURA	NORTH TRIPURA	302	HINDI CORE	20	20	0	0	0	0	0	0	7	9	4	80.85
			NORTH TRIPURA Average														79.20

* Avg of the JNV based on the Average of Subject Average.

23

JNV-WISE RANGE OF MARKS ACHIEVED BY STUDENTS

CBSE EXAMINATION RESULTS - 2020

					CLASS X									
SL	SCHOOL CODE	REGION	STATE/UT	DISTT.	REGISTERED	APPEARED	PASSED	FAILED & COMPT. ETC	33 - 50 %	50 - 60%	60 - 75%	75 - 90%	90-95%	95 or Above
1	19015	BHOPAL	CHHATTISGARH	DHAMTARI	80	80	80	0	0	5	32	38	5	0
2	19001	BHOPAL	CHHATTISGARH	DANTEWADA	78	78	76	2	8	20	28	19	1	0
3	19002	BHOPAL	CHHATTISGARH	RAIGARH	79	79	79	0	0	1	21	38	18	1
4	19003	BHOPAL	CHHATTISGARH	KORBA	82	82	82	0	0	5	26	43	7	1
5	19004	BHOPAL	CHHATTISGARH	JANJGIR CHAMPA	42	42	42	0	0	1	6	29	5	1
6	19005	BHOPAL	CHHATTISGARH	KABIRDHAM	81	81	80	1	0	5	32	35	3	5
7	19006	BHOPAL	CHHATTISGARH	DURG	81	81	81	0	1	2	36	38	4	0
8	19007	BHOPAL	CHHATTISGARH	RAJNANDGAON	79	79	79	0	1	3	18	50	6	1
9	19008	BHOPAL	CHHATTISGARH	BILASPUR	76	76	76	0	0	6	28	34	8	0
10	19009	BHOPAL	CHHATTISGARH	MAHASAMUND	82	82	82	0	0	5	24	44	9	0
11	19010	BHOPAL	CHHATTISGARH	KOREA	39	39	39	0	0	1	9	22	5	2
12	19011	BHOPAL	CHHATTISGARH	SURAJPUR	85	85	84	1	0	3	16	36	26	3
13	19012	BHOPAL	CHHATTISGARH	BASTAR	73	73	71	2	1	8	31	22	8	1
14	19013	BHOPAL	CHHATTISGARH	JASHPUR	38	38	38	0	0	2	1	28	7	0
15	19014	BHOPAL	CHHATTISGARH	KANKER	81	81	81	0	1	2	32	42	2	2
16	19016	BHOPAL	CHHATTISGARH	RAIPUR	77	77	77	0	1	2	26	44	4	0
17	19017	BHOPAL	CHHATTISGARH	SUKMA - II	40	40	40	0	0	4	14	21	1	0
18	54016	BHOPAL	MADHYA PRADESH	BALAGHAT	81	81	81	0	0	1	34	41	5	0
19	54017	BHOPAL	MADHYA PRADESH	BETUL	81	81	81	0	1	8	30	38	3	1
20	54018	BHOPAL	MADHYA PRADESH	BHIND	82	82	82	0	0	1	20	57	4	0
21	54019	BHOPAL	MADHYA PRADESH	BHOPAL	80	80	80	0	1	6	21	33	17	2
22	54020	BHOPAL	MADHYA PRADESH	CHHATARPUR	79	79	79	0	0	3	22	44	10	0
23	54021	BHOPAL	MADHYA PRADESH	CHHINDWARA	78	78	78	0	0	7	19	41	10	1
24	54022	BHOPAL	MADHYA PRADESH	DAMOH	82	82	82	0	0	6	35	32	8	1
25	54023	BHOPAL	MADHYA PRADESH	DATIA	78	78	78	0	6	17	34	21	0	0
26	54024	BHOPAL	MADHYA PRADESH	DEWAS	79	79	79	0	0	7	21	41	10	0
27	54025	BHOPAL	MADHYA PRADESH	DHAR	80	80	80	0	0	0	14	53	12	1
28	54026	BHOPAL	MADHYA PRADESH	ASHOKNAGAR	79	79	75	4	0	8	25	36	6	0
29	54027	BHOPAL	MADHYA PRADESH	GWALIOR	75	75	75	0	1	18	26	28	2	0
30	54028	BHOPAL	MADHYA PRADESH	HOSHANGABAD	80	80	80	0	0	9	32	34	5	0
31	54029	BHOPAL	MADHYA PRADESH	INDORE	80	80	78	2	3	9	31	30	4	1
32	54030	BHOPAL	MADHYA PRADESH	JABALPUR	81	81	80	1	1	4	28	35	12	0
33	54031	BHOPAL	MADHYA PRADESH	ALIRAJPUR	78	78	74	4	2	17	35	17	3	0
34	54032	BHOPAL	MADHYA PRADESH	KHANDWA	79	79	75	4	2	16	29	25	3	0
35	54033	BHOPAL	MADHYA PRADESH	KHARGONE	81	81	78	3	1	6	34	28	9	0
36	54034	BHOPAL	MADHYA PRADESH	NEEMUCH	76	76	76	0	2	14	22	33	5	0
37	54035	BHOPAL	MADHYA PRADESH	MANDLA	82	82	81	1	2	6	35	32	5	1
38	54036	BHOPAL	MADHYA PRADESH	MORENA	83	83	82	1	3	7	22	38	10	2
39	54037	BHOPAL	MADHYA PRADESH	NARSINGHPUR	79	79	79	0	2	5	32	30	8	2
40	54038	BHOPAL	MADHYA PRADESH	PANNA	78	78	77	1	0	6	32	33	6	0
41	54039	BHOPAL	MADHYA PRADESH	RAJGARH	79	79	79	0	0	5	34	33	6	1
42	54040	BHOPAL	MADHYA PRADESH	RAISEN	76	76	72	4	0	7	37	27	1	0
43	54041	BHOPAL	MADHYA PRADESH	RATLAM - I	77	77	77	0	1	9	35	30	2	0
44	54042	BHOPAL	MADHYA PRADESH	REWA	82	82	82	0	0	7	25	42	8	0
45	54043	BHOPAL	MADHYA PRADESH	SAGAR	81	81	81	0	0	3	11	46	21	0
46	54044	BHOPAL	MADHYA PRADESH	SATNA	79	79	76	3	0	6	33	35	2	0
47	54045	BHOPAL	MADHYA PRADESH	SEHORE	79	79	79	0	1	5	31	36	6	0
48	54046	BHOPAL	MADHYA PRADESH	ANUPPUR	78	78	77	1	0	9	35	28	5	0
49	54047	BHOPAL	MADHYA PRADESH	SEONI	82	82	82	0	0	11	34	32	5	0
50	54048	BHOPAL	MADHYA PRADESH	SIDHI	81	81	78	3	3	15	31	27	2	0
51	54049	BHOPAL	MADHYA PRADESH	SHAJAPUR	82	82	81	1	0	0	35	44	2	0
52	54050	BHOPAL	MADHYA PRADESH	SHIVPURI	81	81	81	0	1	14	36	29	1	0
53	54051	BHOPAL	MADHYA PRADESH	TIKAMGARH	81	81	78	3	1	3	25	39	9	1
54	54052	BHOPAL	MADHYA PRADESH	UJJAIN - I	80	80	79	1	0	7	29	40	3	0
55	54053	BHOPAL	MADHYA PRADESH	VIDISHA	78	78	74	4	0	2	15	44	12	1
56	54054	BHOPAL	MADHYA PRADESH	SHEOPUR	76	76	76	0	2	8	22	32	11	1

SL	SCHOOL CODE	REGION	STATE/UT	DISTT.	REGISTERED	APPEARED	PASSED	FAILED & COMPT. ETC	33 - 50 %	50 - 60%	60 - 75%	75 - 90%	90-95%	95 or Above
57	54055	BHOPAL	MADHYA PRADESH	KATNI	76	76	76	0	0	9	22	38	7	0
58	54056	BHOPAL	MADHYA PRADESH	HARDA	81	81	81	0	1	12	20	38	9	1
59	54057	BHOPAL	MADHYA PRADESH	MANDSAUR	41	41	41	0	0	1	5	31	3	1
60	54058	BHOPAL	MADHYA PRADESH	DINDORI	78	78	78	0	1	4	35	36	2	0
61	54059	BHOPAL	MADHYA PRADESH	BARWANI	73	73	73	0	0	2	15	47	7	2
62	54060	BHOPAL	MADHYA PRADESH	SHAHDOL	41	41	41	0	1	4	15	20	1	0
63	54061	BHOPAL	MADHYA PRADESH	GUNA	42	42	41	1	1	4	13	16	7	0
64	54062	BHOPAL	MADHYA PRADESH	BURHANPUR	40	40	39	1	0	6	17	14	2	0
65	54063	BHOPAL	MADHYA PRADESH	UMARIA	42	42	42	0	0	6	6	19	8	3
66	54064	BHOPAL	MADHYA PRADESH	JHABUA - II	38	38	38	0	0	2	13	22	1	0
67	54065	BHOPAL	MADHYA PRADESH	UJJAIN - II	81	81	81	0	0	2	29	45	5	0
68	19056	BHOPAL	ODISHA	JHARSUGUDA	80	80	80	0	1	5	23	39	10	2
69	19057	BHOPAL	ODISHA	ANGUL	82	82	81	1	0	4	28	25	15	9
70	19058	BHOPAL	ODISHA	KHURDA	42	42	42	0	0	0	3	19	13	7
71	19060	BHOPAL	ODISHA	BOUDH	81	81	79	2	3	9	21	31	13	2
72	19061	BHOPAL	ODISHA	CUTTACK	81	81	81	0	0	1	12	44	16	8
73	19062	BHOPAL	ODISHA	KENDRAPADA	78	78	77	1	1	2	9	42	14	9
74	19063	BHOPAL	ODISHA	BHADRAK	41	41	41	0	0	1	5	15	16	4
75	19064	BHOPAL	ODISHA	GAJAPATI	78	78	78	0	0	5	25	35	9	4
76	19065	BHOPAL	ODISHA	NABARANGPUR	81	81	81	0	0	4	22	37	12	6
77	19066	BHOPAL	ODISHA	NAYAGARH	39	39	39	0	0	0	4	16	14	5
78	19067	BHOPAL	ODISHA	MALKANGIRI - I	79	79	79	0	0	5	27	41	5	1
79	19068	BHOPAL	ODISHA	JAJPUR	41	41	41	0	0	1	5	24	9	2
80	19069	BHOPAL	ODISHA	JAGATSINGHPUR	40	40	40	0	1	1	1	17	15	5
81	19070	BHOPAL	ODISHA	KORAPUT	77	77	72	5	3	18	24	25	2	0
82	19071	BHOPAL	ODISHA	KALAHANDI	80	80	78	2	1	4	19	38	14	2
83	19072	BHOPAL	ODISHA	MAYURBHANJ	81	81	80	1	0	0	15	48	15	2
84	19073	BHOPAL	ODISHA	SUNDARGARH	81	81	81	0	0	5	22	41	9	4
85	19074	BHOPAL	ODISHA	BALASORE	83	83	83	0	0	1	7	36	27	12
86	19075	BHOPAL	ODISHA	BOLANGIR	79	79	79	0	0	5	8	41	21	4
87	19076	BHOPAL	ODISHA	SAMBALPUR	83	83	83	0	0	3	13	41	20	6
88	19077	BHOPAL	ODISHA	KEONJHAR	82	82	82	0	2	1	25	35	14	5
89	19078	BHOPAL	ODISHA	PHULBANI	71	71	70	1	0	4	22	33	10	1
90	19079	BHOPAL	ODISHA	DHENKANAL	81	81	81	0	1	1	11	41	13	14
91	19080	BHOPAL	ODISHA	GANJAM	83	83	82	1	1	6	14	38	16	7
92	19081	BHOPAL	ODISHA	SONEPUR	39	39	39	0	0	0	5	12	12	10
93	19082	BHOPAL	ODISHA	RAYAGADA	40	40	40	0	0	3	7	23	5	2
94	19083	BHOPAL	ODISHA	DEOGARH	41	41	41	0	1	2	10	22	5	1
95	19084	BHOPAL	ODISHA	MALKANGIRI - I	36	36	36	0	0	4	18	14	0	0
96	19085	BHOPAL	ODISHA	NUAPADA	83	83	82	1	0	5	18	49	8	2
97	19086	BHOPAL	ODISHA	PURI	78	78	78	0	0	1	10	40	16	11
98	19059	BHOPAL	ODISHA	BARGARH	42	42	42	0	0	0	7	18	15	2
99	44801	CHANDIGARH	HP	UNA	78	78	77	1	0	3	27	32	13	2
100	44802	CHANDIGARH	HP	MANDI	77	77	77	0	0	0	15	38	17	7
101	44804	CHANDIGARH	HP	KINNAUR	39	39	39	0	1	2	15	21	0	0
102	44805	CHANDIGARH	HP	CHAMBA	75	75	74	1	1	10	31	29	3	0
103	44806	CHANDIGARH	HP	SHIMLA	69	69	69	0	0	3	18	44	4	0
104	44807	CHANDIGARH	HP	HAMIRPUR	78	78	78	0	0	4	26	25	19	4
105	44808	CHANDIGARH	HP	KANGRA	77	77	77	0	2	4	10	43	17	1
106	44809	CHANDIGARH	HP	BILASPUR	76	76	76	0	1	3	26	32	13	1
107	44810	CHANDIGARH	HP	SOLAN	77	77	77	0	0	2	17	41	15	2
108	44811	CHANDIGARH	HP	LAHUL-SPITI	40	40	40	0	1	6	11	18	4	0
109	44812	CHANDIGARH	HP	KULLU	77	77	77	0	0	2	17	45	11	2
110	23560	CHANDIGARH	J&K	JAMMU- I	39	39	39	0	0	2	13	22	2	0
111	23563	CHANDIGARH	J&K	REASI	39	39	39	0	1	3	9	25	1	0
112	24901	CHANDIGARH	J&K	SHOPIAN	27	27	27	0	2	2	7	15	1	0
113	24902	CHANDIGARH	J&K	BARMULLA	66	66	62	4	6	11	24	19	2	0
114	24903	CHANDIGARH	J&K	LEH	76	76	76	0	5	11	38	19	3	0
115	24904	CHANDIGARH	J&K	KATHUA	79	79	78	1	2	6	30	35	5	0
116	24905	CHANDIGARH	J&K	KUPWARA	50	50	50	0	0	3	24	22	1	0
117	24906	CHANDIGARH	J&K	RAJOURI	77	77	77	0	4	19	35	16	3	0
118	24907	CHANDIGARH	J&K	UDHAMPUR	80	80	78	2	3	14	37	22	2	0
119	24908	CHANDIGARH	J&K	SAMBA	70	70	70	0	4	16	25	24	1	0

SL	SCHOOL CODE	REGION	STATE/UT	DISTT.	REGISTERED	APPEARED	PASSED	FAILED & COMPT. ETC	33 - 50 %	50 - 60%	60 - 75%	75 - 90%	90-95%	95 or Above
120	24909	CHANDIGARH	J&K	ANANTNAG	59	59	59	0	2	11	23	20	3	0
121	24910	CHANDIGARH	J&K	KARGIL	39	39	38	1	2	3	8	21	4	0
122	24911	CHANDIGARH	J&K	GANDERBAL	65	65	65	0	1	7	30	25	2	0
123	24912	CHANDIGARH	J&K	DODA	38	38	38	0	1	1	19	17	0	0
124	24913	CHANDIGARH	J&K	BADGAM	36	36	36	0	0	4	10	17	5	0
125	24914	CHANDIGARH	J&K	POONCH	39	39	38	1	0	10	14	12	2	0
126	24915	CHANDIGARH	J&K	KULGAM	19	19	19	0	2	6	8	3	0	0
127	24501	CHANDIGARH	PB	SANGRUR	71	71	71	0	0	2	22	38	7	2
128	24502	CHANDIGARH	PB	F/SAHIB	55	55	50	5	0	11	26	11	2	0
129	24503	CHANDIGARH	PB	MUKTSAR	77	77	76	1	1	8	33	32	2	0
130	24504	CHANDIGARH	PB	PATIALA	64	64	64	0	5	17	21	20	1	0
131	24505	CHANDIGARH	PB	KAPURTHALA	59	59	56	3	4	30	17	5	0	0
132	24506	CHANDIGARH	PB	SBS NAGAR	66	66	63	3	1	13	36	13	0	0
133	24507	CHANDIGARH	PB	TARAN TARAN	76	76	76	0	3	11	42	20	0	0
134	24508	CHANDIGARH	PB	ROPAR	74	74	74	0	1	7	32	28	6	0
135	24509	CHANDIGARH	PB	PATHANKOT	71	71	71	0	0	10	29	30	2	0
136	24510	CHANDIGARH	PB	FEROZPUR	77	77	77	0	1	10	42	21	3	0
137	24511	CHANDIGARH	PB	BHATINDA	76	76	76	0	0	6	40	28	2	0
138	24512	CHANDIGARH	PB	JALLANDHAR	67	67	67	0	0	15	33	19	0	0
139	24513	CHANDIGARH	PB	MANSA	72	72	71	1	0	3	26	41	1	0
140	24515	CHANDIGARH	PB	HOSHIARPUR	77	77	76	1	1	6	32	36	1	0
141	24516	CHANDIGARH	PB	LUDHIANA	72	72	72	0	0	2	21	43	5	1
142	24517	CHANDIGARH	PB	FARIDKOT	72	72	72	0	1	17	33	20	1	0
143	24518	CHANDIGARH	PB	AMRITSAR -I	79	79	78	1	0	3	28	34	10	3
144	24519	CHANDIGARH	PB	BARNALA	75	75	75	0	0	5	29	34	7	0
145	24520	CHANDIGARH	PB	MOHALI	73	73	71	2	1	4	28	31	5	2
146	24521	CHANDIGARH	PB	AMRITSAR-II	39	39	39	0	6	7	20	6	0	0
147	24701	CHANDIGARH	PB	CHANDIGARHH	79	79	79	0	0	0	28	44	6	1
148	24514	CHANDIGARH	PB	MOGA	74	74	74	0	0	3	37	31	3	0
149	59323	HYDERABAD	A.P	ANANTAPUR	78	78	78	0	2	5	17	34	18	2
150	59312	HYDERABAD	A.P	CHITOOOR	81	81	81	0	1	8	24	34	14	0
151	59325	HYDERABAD	A.P	EAST GODAVARI	80	80	80	0	0	5	23	36	15	1
152	59347	HYDERABAD	A.P	E.GODAVARI-II	80	80	80	0	0	0	11	43	21	5
153	59317	HYDERABAD	A.P	GUNTUR	78	78	78	0	0	5	25	31	14	3
154	59329	HYDERABAD	A.P	KADAPA	81	81	81	0	2	9	27	39	4	0
155	59334	HYDERABAD	A.P	KRISHNA	81	81	81	0	0	1	11	53	16	0
156	59324	HYDERABAD	A.P	KURNOOL	78	78	78	0	0	2	13	48	13	2
157	59331	HYDERABAD	A.P	NELLORE	79	79	79	0	0	3	19	49	8	0
158	59328	HYDERABAD	A.P	PRAKASHAM	79	79	78	1	4	4	34	30	6	0
159	59348	HYDERABAD	A.P	PRAKASHAM-II	80	80	80	0	1	5	21	43	10	0
160	59330	HYDERABAD	A.P	SRIKAKULAM	80	80	80	0	0	2	20	41	15	2
161	59318	HYDERABAD	A.P	VISHAKAPATNAM	78	78	78	0	2	1	21	34	15	5
162	59327	HYDERABAD	A.P	VIZIANAGARAM	79	79	79	0	0	0	14	55	10	0
163	59319	HYDERABAD	A.P	WEST GODAVARY	77	77	77	0	0	2	23	43	8	1
164	49025	HYDERABAD	KARNATAKA	BANGLORE RURAL	78	78	77	1	2	10	22	39	3	1
165	49060	HYDERABAD	KARNATAKA	BANGLORE URBAN	78	78	78	0	0	3	19	40	12	4
166	49044	HYDERABAD	KARNATAKA	BELGAUM	81	81	81	0	0	1	4	44	27	5
167	49045	HYDERABAD	KARNATAKA	BELLARY	81	81	81	0	0	4	17	53	6	1
168	49071	HYDERABAD	KARNATAKA	BHAGALKOT	79	79	79	0	0	4	21	42	10	2
169	49039	HYDERABAD	KARNATAKA	BIDAR	84	84	83	1	1	2	25	51	4	0
170	49051	HYDERABAD	KARNATAKA	BIJAPUR	83	83	83	0	0	0	13	53	16	1
171	49046	HYDERABAD	KARNATAKA	CHAMARAJNAGAR	80	80	80	0	3	10	39	28	0	0
172	49034	HYDERABAD	KARNATAKA	CHIKMAGLORE	83	83	83	0	0	0	22	47	12	2
173	49047	HYDERABAD	KARNATAKA	CHITRADURGA	76	76	76	0	0	9	23	36	8	0
174	49070	HYDERABAD	KARNATAKA	DAVANGERE	79	79	79	0	0	1	24	45	9	0
175	49036	HYDERABAD	KARNATAKA	DHARWAD	78	78	78	0	3	9	26	38	2	0
176	49066	HYDERABAD	KARNATAKA	GADAG	81	81	80	1	0	1	32	42	5	0
177	49032	HYDERABAD	KARNATAKA	YADAGERE	82	82	82	0	1	5	30	41	5	0
178	49078	HYDERABAD	KARNATAKA	KALABURGI-II	77	77	77	0	0	1	28	43	5	0
179	49037	HYDERABAD	KARNATAKA	HASSAN	84	84	84	0	0	1	18	42	18	5
180	49067	HYDERABAD	KARNATAKA	HAVERI	81	81	81	0	1	14	33	32	1	0
181	49038	HYDERABAD	KARNATAKA	KODAGU	83	83	81	2	2	2	21	46	10	0
182	49028	HYDERABAD	KARNATAKA	CHIKKABALLAPUR	81	81	81	0	1	11	28	35	5	1

SL	SCHOOL CODE	REGION	STATE/UT	DISTT.	REGISTERED	APPEARED	PASSED	FAILED & COMPT. ETC	33 - 50 %	50 - 60%	60 - 75%	75 - 90%	90-95%	95 or Above
183	49033	HYDERABAD	KARNATAKA	KOPPAL	83	83	83	0	2	2	20	51	8	0
184	49022	HYDERABAD	KARNATAKA	MANDYA	81	81	81	0	1	2	9	37	22	10
185	49073	HYDERABAD	KARNATAKA	MYSORE	84	84	84	0	1	10	25	37	7	4
186	49050	HYDERABAD	KARNATAKA	N.CANARA	80	80	80	0	0	5	23	41	10	1
187	49065	HYDERABAD	KARNATAKA	RAICHUR	82	82	82	0	4	10	20	41	6	1
188	49023	HYDERABAD	KARNATAKA	SHIMOGA	79	79	78	1	1	12	27	31	7	0
189	49069	HYDERABAD	KARNATAKA	SOUTH CANARA	82	82	80	2	0	1	16	47	15	1
190	49048	HYDERABAD	KARNATAKA	TUMKUR	82	82	81	1	0	9	17	36	16	3
191	49057	HYDERABAD	KARNATAKA	UDIPPI	77	77	77	0	0	6	23	33	14	1
192	79017	HYDERABAD	KERALA	ALLEPPY	78	78	78	0	0	0	12	43	17	6
193	79010	HYDERABAD	KERALA	CALICUT	81	81	81	0	0	2	9	45	17	8
194	79016	HYDERABAD	KERALA	CANNANORE	79	79	79	0	0	3	16	44	15	1
195	79008	HYDERABAD	KERALA	ERNAKULAM	84	84	84	0	0	0	3	28	31	22
196	79007	HYDERABAD	KERALA	IDUKKI	81	81	81	0	0	0	17	44	14	6
197	79011	HYDERABAD	KERALA	KASARGOD	78	78	78	0	0	2	18	42	14	2
198	79018	HYDERABAD	KERALA	KOLLAM	79	79	79	0	2	0	15	39	18	5
199	79012	HYDERABAD	KERALA	KOTTAYAM	78	78	78	0	0	4	15	44	14	1
200	79015	HYDERABAD	KERALA	MALLAPURAM	76	76	76	0	0	2	16	40	14	4
201	79014	HYDERABAD	KERALA	PALAKKAD	76	76	76	0	0	2	18	41	12	3
202	79009	HYDERABAD	KERALA	PATANAMTHITTA	78	78	78	0	0	0	16	47	13	2
203	79013	HYDERABAD	KERALA	TRICHUR	79	79	79	0	0	6	19	41	10	3
204	79019	HYDERABAD	KERALA	TRIVENDRAM	79	79	79	0	0	1	11	49	10	8
205	79020	HYDERABAD	KERALA	WYNAD	80	80	79	1	1	7	11	43	13	4
206	59525	HYDERABAD	TELANGANA	ADILABAD	85	85	85	0	0	2	14	45	21	3
207	59528	HYDERABAD	TELANGANA	KARIMNAGAR	78	78	78	0	0	0	11	37	29	1
208	59522	HYDERABAD	TELANGANA	KHAMMAM	81	81	81	0	0	2	17	55	7	0
209	59533	HYDERABAD	TELANGANA	MAHABOOB NAGAR	80	80	80	0	0	1	7	40	26	6
210	59526	HYDERABAD	TELANGANA	MEDAK	81	81	81	0	2	2	21	40	13	3
211	59524	HYDERABAD	TELANGANA	NALGONDA	78	78	78	0	0	2	14	40	17	5
212	59519	HYDERABAD	TELANGANA	NIZAMABAD	76	76	76	0	0	0	12	37	23	4
213	59527	HYDERABAD	TELANGANA	RANGA REDDY	76	76	76	0	4	8	16	30	14	4
214	59531	HYDERABAD	TELANGANA	WARANGAL	80	80	80	0	0	0	7	35	31	7
215	59253	HYDERABAD	UT	CAR NICOBAR	31	31	31	0	0	7	14	10	0	0
216	59205	HYDERABAD	UT	KARAIKAL	74	74	74	0	15	28	23	8	0	0
217	59201	HYDERABAD	UT	MAHE	64	64	64	0	0	3	13	36	11	1
218	59252	HYDERABAD	UT	MIDDLE ANDAMAN	69	69	69	0	1	9	39	18	2	0
219	79901	HYDERABAD	UT	MINYCOY	25	25	25	0	1	8	13	3	0	0
220	59204	HYDERABAD	UT	PONDYCHERRY	79	79	77	2	13	17	27	19	1	0
221	59326	HYDERABAD	UT	YANAM	65	65	64	1	18	14	20	12	0	0
222	44516	JAIPUR	HARYANA	AMBALA	69	69	69	0	6	15	24	19	5	0
223	44509	JAIPUR	HARYANA	BHIWANI	79	79	78	1	0	6	19	42	9	2
224	44510	JAIPUR	HARYANA	FARIDABAD	79	79	75	4	1	10	22	30	9	3
225	44519	JAIPUR	HARYANA	FATEHABAD	78	78	77	1	6	12	18	35	6	0
226	44520	JAIPUR	HARYANA	GURUGRAM	70	70	69	1	0	5	21	35	6	2
227	44503	JAIPUR	HARYANA	HISSAR	75	75	74	1	1	5	22	34	11	1
228	44502	JAIPUR	HARYANA	JHAJJAR	67	67	67	0	0	6	18	38	5	0
229	44504	JAIPUR	HARYANA	JIND	75	75	73	2	1	10	20	38	4	0
230	44508	JAIPUR	HARYANA	KAITHAL	68	68	68	0	2	16	19	25	6	0
231	44515	JAIPUR	HARYANA	KARNAL	72	72	70	2	0	3	27	34	6	0
232	44511	JAIPUR	HARYANA	KURUKSHETRA	74	74	74	0	0	4	23	43	4	0
233	44506	JAIPUR	HARYANA	MOHINDERGARH	73	73	72	1	4	12	23	27	6	0
234	44513	JAIPUR	HARYANA	NUH	73	73	68	5	6	8	26	24	4	0
235	44514	JAIPUR	HARYANA	PANCHKULA	79	79	79	0	5	6	35	30	3	0
236	44501	JAIPUR	HARYANA	PANIPAT	77	77	75	2	3	9	29	30	3	1
237	44512	JAIPUR	HARYANA	REWARI	71	71	71	0	1	2	15	41	12	0
238	44518	JAIPUR	HARYANA	ROHTAK	75	75	75	0	3	10	30	29	3	0
239	44505	JAIPUR	HARYANA	SIRSA	79	79	77	2	0	13	27	33	4	0
240	44507	JAIPUR	HARYANA	SONEPAT	70	70	68	2	5	14	21	26	2	0
241	44517	JAIPUR	HARYANA	YAMUNANAGAR	75	75	72	3	0	7	31	27	4	3
242	14054	JAIPUR	RAJASTHAN	AJMER	81	81	81	0	0	2	20	47	10	2
243	14055	JAIPUR	RAJASTHAN	ALWAR	72	72	72	0	0	2	15	42	12	1
244	14056	JAIPUR	RAJASTHAN	BANSWARA-I	69	69	68	1	6	18	29	14	1	0
245	14086	JAIPUR	RAJASTHAN	BANSWARA-II	32	32	32	0	0	1	13	15	3	0

SL	SCHOOL CODE	REGION	STATE/UT	DISTT.	REGISTERED	APPEARED	PASSED	FAILED & COMPT. ETC	33 - 50 %	50 - 60%	60 - 75%	75 - 90%	90-95%	95 or Above
246	14057	JAIPUR	RAJASTHAN	BARAN	78	78	78	0	2	1	16	44	13	2
247	14058	JAIPUR	RAJASTHAN	BARMER	76	76	75	1	0	5	14	36	16	4
248	14082	JAIPUR	RAJASTHAN	BHARATPUR	79	79	79	0	0	4	26	37	9	3
249	14059	JAIPUR	RAJASTHAN	BHILWARA	81	81	81	0	0	2	22	40	14	3
250	14060	JAIPUR	RAJASTHAN	BIKANER	77	77	77	0	1	3	15	41	16	1
251	14061	JAIPUR	RAJASTHAN	BUNDI	74	74	73	1	3	8	14	40	8	0
252	14062	JAIPUR	RAJASTHAN	CHITTORGARH	69	69	69	0	0	1	28	39	1	0
253	14063	JAIPUR	RAJASTHAN	CHURU	70	70	68	2	5	2	30	30	1	0
254	14064	JAIPUR	RAJASTHAN	DAUSA	76	76	76	0	0	3	21	42	8	2
255	14073	JAIPUR	RAJASTHAN	DHOLPUR	75	75	75	0	2	6	17	32	15	3
256	14065	JAIPUR	RAJASTHAN	DUNGARPUR	71	71	70	1	4	15	25	23	3	0
257	14084	JAIPUR	RAJASTHAN	HANUMANGARH	71	71	71	0	1	7	24	33	6	0
258	14069	JAIPUR	RAJASTHAN	JAIPUR	83	83	83	0	0	3	21	52	6	1
259	14068	JAIPUR	RAJASTHAN	JAISALMER	82	82	82	0	1	13	35	30	3	0
260	14067	JAIPUR	RAJASTHAN	JALORE	80	80	76	4	6	8	31	28	3	0
261	14066	JAIPUR	RAJASTHAN	JHALAWAR	79	79	79	0	0	7	27	36	9	0
262	14070	JAIPUR	RAJASTHAN	JHUNJHUNU	67	67	67	0	0	4	19	30	13	1
263	14071	JAIPUR	RAJASTHAN	JODHPUR	77	77	77	0	0	7	22	42	6	0
264	14085	JAIPUR	RAJASTHAN	KARAULI	75	75	75	0	0	3	41	28	3	0
265	14072	JAIPUR	RAJASTHAN	KOTA	75	75	75	0	0	2	21	41	10	1
266	14074	JAIPUR	RAJASTHAN	NAGAUR	76	76	75	1	1	1	18	54	1	0
267	14075	JAIPUR	RAJASTHAN	PALI	76	76	76	0	0	11	35	27	3	0
268	14076	JAIPUR	RAJASTHAN	RAJSAMAND	75	75	75	0	0	2	19	43	10	1
269	14080	JAIPUR	RAJASTHAN	SAWAI MADHOPUR	70	70	69	1	2	11	30	23	3	0
270	14078	JAIPUR	RAJASTHAN	SIKAR	79	79	78	1	2	6	29	31	8	2
271	14079	JAIPUR	RAJASTHAN	SIROHI	77	77	76	1	0	5	24	43	4	0
272	14077	JAIPUR	RAJASTHAN	SRI GANGANAGAR	68	68	68	0	5	19	22	21	1	0
273	14087	JAIPUR	RAJASTHAN	SRI GANGANAGAR	38	38	37	1	1	5	16	13	2	0
274	14081	JAIPUR	RAJASTHAN	TONK	78	78	77	1	1	4	22	36	12	2
275	14083	JAIPUR	RAJASTHAN	UDAIPUR	78	78	78	0	2	3	23	37	11	2
276	89007	JAIPUR	DELHI	MUNGESHPUR	71	71	71	0	2	9	20	36	4	0
277	29030	JAIPUR	DELHI	JAFFARPURKALAN	74	74	73	1	0	6	22	39	6	0
278	64033	LUCKNOW	UTTAR PRADESH	MEERUT	76	76	76	0	0	8	26	34	8	0
279	64034	LUCKNOW	UTTAR PRADESH	BULANDSHAHAR	80	80	79	1	1	2	13	43	16	4
280	64035	LUCKNOW	UTTAR PRADESH	BAREILLY	78	78	77	1	1	3	27	35	11	0
281	64036	LUCKNOW	UTTAR PRADESH	G B NAGAR	74	74	69	5	3	16	24	24	2	0
282	64037	LUCKNOW	UTTAR PRADESH	AGRA	76	76	75	1	1	2	23	39	9	1
283	64038	LUCKNOW	UTTAR PRADESH	MATHURA	79	79	79	0	1	12	27	31	6	2
284	64039	LUCKNOW	UTTAR PRADESH	MAINPURI	80	80	78	2	1	10	27	38	2	0
285	64040	LUCKNOW	UTTAR PRADESH	ETAH	77	77	75	2	2	11	25	36	1	0
286	64041	LUCKNOW	UTTAR PRADESH	HATHRAS	73	73	71	2	1	11	28	22	8	1
287	64042	LUCKNOW	UTTAR PRADESH	FIROZABAD	79	79	73	6	3	9	30	26	5	0
288	64043	LUCKNOW	UTTAR PRADESH	PILIBHIT	77	77	76	1	0	7	24	37	7	1
289	64044	LUCKNOW	UTTAR PRADESH	SHAHJAHANPUR	80	80	79	1	1	2	29	36	9	2
290	64045	LUCKNOW	UTTAR PRADESH	ALIGARH	78	78	78	0	0	5	32	32	8	1
291	64046	LUCKNOW	UTTAR PRADESH	BAGPAT	76	76	76	0	3	7	25	37	4	0
292	64047	LUCKNOW	UTTAR PRADESH	GHAZIABAD	79	79	79	0	1	11	31	33	2	1
293	74041	LUCKNOW	UTTAR PRADESH	SANT KABIR NAG	41	41	41	0	0	2	7	19	10	3
294	72046	LUCKNOW	UTTAR PRADESH	SITAPUR-II	41	41	41	0	0	1	10	21	7	2
295	74001	LUCKNOW	UTTAR PRADESH	ALLAHABAD	79	79	78	1	1	5	23	37	9	3
296	74002	LUCKNOW	UTTAR PRADESH	AMBEDKAR NAGAR	41	41	40	1	0	2	9	28	1	0
297	74003	LUCKNOW	UTTAR PRADESH	SULTANPUR	80	80	80	0	1	10	29	33	7	0
298	74004	LUCKNOW	UTTAR PRADESH	AURAIYA	39	39	38	1	0	0	12	19	7	0
299	74005	LUCKNOW	UTTAR PRADESH	AZAMGARH	78	78	73	5	1	3	23	33	11	2
300	74006	LUCKNOW	UTTAR PRADESH	BAHRAICH	76	76	76	0	0	4	19	41	7	5
301	74007	LUCKNOW	UTTAR PRADESH	BALLIA	81	81	79	2	0	1	17	48	13	0
302	74008	LUCKNOW	UTTAR PRADESH	BALRAMPUR	43	43	42	1	0	2	9	23	6	2
303	74009	LUCKNOW	UTTAR PRADESH	BANDA	40	40	39	1	0	2	6	20	9	2
304	74010	LUCKNOW	UTTAR PRADESH	BARABANKI	75	75	75	0	0	3	29	33	9	1
305	74011	LUCKNOW	UTTAR PRADESH	BASTI	78	78	78	0	0	6	20	45	6	1
306	74012	LUCKNOW	UTTAR PRADESH	CHANDAULI	82	82	80	2	1	3	17	45	13	1
307	74013	LUCKNOW	UTTAR PRADESH	CHITRAKOOT	39	39	38	1	0	7	11	15	4	1
308	74014	LUCKNOW	UTTAR PRADESH	DEORIA	74	74	74	0	0	2	7	44	18	3

SL	SCHOOL CODE	REGION	STATE/UT	DISTT.	REGISTERED	APPEARED	PASSED	FAILED & COMPT. ETC	33 - 50 %	50 - 60%	60 - 75%	75 - 90%	90-95%	95 or Above
309	74015	LUCKNOW	UTTAR PRADESH	ETAWAH	78	78	78	0	0	4	24	40	8	2
310	74016	LUCKNOW	UTTAR PRADESH	FAIZABAD	80	80	79	1	4	3	28	35	8	1
311	74017	LUCKNOW	UTTAR PRADESH	FARRUKHABAD	78	78	77	1	0	10	27	26	13	1
312	74018	LUCKNOW	UTTAR PRADESH	FATEHPUR	40	40	40	0	0	1	12	19	6	2
313	74019	LUCKNOW	UTTAR PRADESH	GHAZIPUR	44	44	43	1	0	2	13	19	7	2
314	74020	LUCKNOW	UTTAR PRADESH	GONDA	74	74	74	0	0	6	11	44	12	1
315	74021	LUCKNOW	UTTAR PRADESH	GORAKHPUR	77	77	77	0	0	2	12	38	22	3
316	74022	LUCKNOW	UTTAR PRADESH	HAMIRPUR	38	38	38	0	1	1	9	26	1	0
317	74023	LUCKNOW	UTTAR PRADESH	HARDOI	78	78	78	0	1	11	27	31	8	0
318	74024	LUCKNOW	UTTAR PRADESH	JALAUN	79	79	77	2	1	8	18	39	11	0
319	74025	LUCKNOW	UTTAR PRADESH	JAUNPUR	39	39	38	1	0	3	8	22	5	0
320	74026	LUCKNOW	UTTAR PRADESH	JHANSI	80	80	80	0	0	2	22	49	5	2
321	74027	LUCKNOW	UTTAR PRADESH	KANNAUJ	41	41	41	0	0	1	11	15	13	1
322	74028	LUCKNOW	UTTAR PRADESH	KANPUR-NAGAR	81	81	80	1	2	10	25	37	5	1
323	74029	LUCKNOW	UTTAR PRADESH	KANPUR DEHAT	78	78	78	0	0	4	24	47	3	0
324	74030	LUCKNOW	UTTAR PRADESH	KAUSHAMBI	80	80	79	1	2	5	28	40	3	1
325	74031	LUCKNOW	UTTAR PRADESH	KUSHINAGAR	75	75	75	0	0	4	12	38	19	2
326	74032	LUCKNOW	UTTAR PRADESH	LAKHIMPUR KHIR	76	76	74	2	0	6	22	32	13	1
327	74033	LUCKNOW	UTTAR PRADESH	LALITPUR	74	74	72	2	1	4	24	40	3	0
328	74034	LUCKNOW	UTTAR PRADESH	LUCKNOW	81	81	81	0	2	6	23	42	7	1
329	74035	LUCKNOW	UTTAR PRADESH	MAHARAJGANJ	81	81	81	0	0	3	15	44	16	3
330	74036	LUCKNOW	UTTAR PRADESH	MAHOBA	79	79	79	0	0	2	23	42	12	0
331	74037	LUCKNOW	UTTAR PRADESH	MAU	77	77	77	0	0	2	16	40	16	3
332	74038	LUCKNOW	UTTAR PRADESH	MIRZAPUR	81	81	81	0	0	1	18	48	14	0
333	74039	LUCKNOW	UTTAR PRADESH	PRATAPGARH	80	80	80	0	0	0	13	39	22	6
334	74040	LUCKNOW	UTTAR PRADESH	RAEBARELI	82	82	80	2	0	7	32	34	5	2
335	74042	LUCKNOW	UTTAR PRADESH	BHADOHI	82	82	81	1	2	9	23	39	7	1
336	74043	LUCKNOW	UTTAR PRADESH	SHRAWASTI	40	40	40	0	0	6	7	20	5	2
337	74044	LUCKNOW	UTTAR PRADESH	SIDDHARTH NAGA	78	78	78	0	1	1	17	39	16	4
338	74045	LUCKNOW	UTTAR PRADESH	SITAPUR-I	82	82	82	0	0	3	17	49	12	1
339	74046	LUCKNOW	UTTAR PRADESH	SONEBHADRA	80	80	80	0	0	3	18	39	17	3
340	74047	LUCKNOW	UTTAR PRADESH	UNNAO	82	82	77	5	2	7	33	27	8	0
341	74048	LUCKNOW	UTTAR PRADESH	VARANASI	41	41	41	0	0	1	4	19	12	5
342	84042	LUCKNOW	UTTAR PRADESH	MUZAFFARNAGAR	82	82	82	0	0	1	12	39	23	7
343	84051	LUCKNOW	UTTAR PRADESH	BIJNOR	80	80	78	2	0	5	18	36	16	3
344	84056	LUCKNOW	UTTAR PRADESH	SAMBHAL	41	41	41	0	1	4	16	11	7	2
345	84062	LUCKNOW	UTTAR PRADESH	J P NAGAR	77	77	74	3	1	9	21	28	12	3
346	84064	LUCKNOW	UTTAR PRADESH	SAHARANPUR	40	40	39	1	1	2	13	13	10	0
347	84065	LUCKNOW	UTTAR PRADESH	MORADABAD	78	78	78	0	0	1	14	35	16	12
348	84031	LUCKNOW	UTTARAKHAND	U S NAGAR	83	83	83	0	0	1	23	35	17	7
349	84032	LUCKNOW	UTTARAKHAND	TEHRI GARHWAL	40	40	40	0	0	3	11	16	8	2
350	84034	LUCKNOW	UTTARAKHAND	ALMORA	82	82	81	1	2	8	28	36	7	0
351	84040	LUCKNOW	UTTARAKHAND	RUDRAPRAYAG	79	79	79	0	1	4	23	33	11	7
352	84043	LUCKNOW	UTTARAKHAND	UTTARKASHI	80	80	79	1	0	9	25	37	5	3
353	84052	LUCKNOW	UTTARAKHAND	HARIDWAR	77	77	77	0	2	6	26	30	12	1
354	84059	LUCKNOW	UTTARAKHAND	CHAMPAWAT	78	78	78	0	0	5	30	28	10	5
355	84069	LUCKNOW	UTTARAKHAND	CHAMOLI	38	38	36	2	0	1	10	23	2	0
356	84072	LUCKNOW	UTTARAKHAND	NAINITAL	78	78	78	0	1	1	14	30	27	5
357	84075	LUCKNOW	UTTARAKHAND	BAGESHWAR	42	42	41	1	1	1	14	21	4	0
358	84077	LUCKNOW	UTTARAKHAND	PAURI GARHWAL	41	41	41	0	0	1	11	24	5	0
359	84078	LUCKNOW	UTTARAKHAND	PITHORAGARH	79	79	77	2	0	6	23	39	6	3
360	84082	LUCKNOW	UTTARAKHAND	DEHRADUN	41	41	41	0	0	1	7	25	4	4
361	69012	PATNA	BIHAR	W. CHAMPARAN	77	77	76	1	0	4	17	42	13	0
362	69013	PATNA	BIHAR	GAYA - I	70	70	69	1	3	5	26	25	9	1
363	69014	PATNA	BIHAR	BHOJPUR	80	80	78	2	1	11	23	32	11	0
364	69015	PATNA	BIHAR	SAMASTIPUR	83	83	83	0	0	4	20	38	16	5
365	69016	PATNA	BIHAR	BEGUSARAI	79	79	76	3	1	6	28	28	12	1
366	69017	PATNA	BIHAR	SHEIKHPURA	76	76	75	1	0	9	33	30	2	1
367	69019	PATNA	BIHAR	DARBHANGA	82	82	70	12	0	10	27	28	5	0
368	69020	PATNA	BIHAR	BANKA	78	78	75	3	6	12	29	23	5	0
369	69021	PATNA	BIHAR	PATNA	39	39	39	0	0	2	10	18	9	0
370	69022	PATNA	BIHAR	SUPAUL	82	82	79	3	3	5	20	34	16	1
371	69025	PATNA	BIHAR	NAWADA	81	81	79	2	0	9	25	36	9	0

SL	SCHOOL CODE	REGION	STATE/UT	DISTT.	REGISTERED	APPEARED	PASSED	FAILED & COMPT. ETC	33 - 50 %	50 - 60%	60 - 75%	75 - 90%	90-95%	95 or Above
372	69026	PATNA	BIHAR	NALANDA	82	82	82	0	2	6	14	39	19	2
373	69027	PATNA	BIHAR	MUZAFFARPUR	82	82	82	0	1	2	10	44	20	5
374	69028	PATNA	BIHAR	KATIHAR	81	81	79	2	5	6	23	32	13	0
375	69030	PATNA	BIHAR	PURNEA	81	81	81	0	2	8	13	42	16	0
376	69031	PATNA	BIHAR	MADHUBANI	77	77	72	5	2	12	28	24	5	1
377	69033	PATNA	BIHAR	AURANGABAD	75	75	73	2	0	3	19	34	15	2
378	69035	PATNA	BIHAR	VAISHALI	80	80	76	4	0	13	23	26	12	2
379	69038	PATNA	BIHAR	SIWAN	43	43	41	2	0	2	8	24	6	1
380	69039	PATNA	BIHAR	SARAN	75	75	71	4	0	7	22	33	8	1
381	69041	PATNA	BIHAR	SITAMARHI	77	77	76	1	0	7	19	35	15	0
382	69042	PATNA	BIHAR	GOPALGANJ	75	75	74	1	4	10	19	31	10	0
383	69043	PATNA	BIHAR	KHAGARIA	37	37	34	3	3	6	10	13	2	0
384	69044	PATNA	BIHAR	KAIMUR	78	78	78	0	0	8	21	36	8	5
385	69046	PATNA	BIHAR	BUXAR	81	81	81	0	2	8	25	36	9	1
386	69047	PATNA	BIHAR	SAHARSA	85	85	85	0	0	7	17	39	18	4
387	69048	PATNA	BIHAR	ARARIA	79	79	75	4	1	9	21	31	12	1
388	69049	PATNA	BIHAR	MADHEPURA	82	82	80	2	0	4	31	30	14	1
389	69052	PATNA	BIHAR	E. CHAMPARAN	38	38	38	0	0	1	9	18	8	2
390	69053	PATNA	BIHAR	MUNGER	81	81	75	6	8	17	16	30	4	0
391	69054	PATNA	BIHAR	JAMUI	80	80	77	3	0	8	24	35	10	0
392	69055	PATNA	BIHAR	JEHANABAD	36	36	35	1	0	6	9	17	3	0
393	69057	PATNA	BIHAR	KISHANGANJ	76	76	76	0	0	3	16	41	15	1
394	69058	PATNA	BIHAR	BHAGALPUR	81	81	79	2	1	5	21	35	15	2
395	69066	PATNA	BIHAR	SHEOHAR	40	40	39	1	1	3	11	20	2	2
396	69074	PATNA	BIHAR	ARWAL	39	39	39	0	0	4	9	21	5	0
397	69076	PATNA	BIHAR	LAKHISARAI	43	43	42	1	1	7	13	15	6	0
398	69079	PATNA	BIHAR	GAYA - II	40	40	40	0	0	2	12	20	3	3
399	69518	PATNA	JHARKHAND	DUMKA	84	84	84	0	4	8	33	30	8	1
400	69520	PATNA	JHARKHAND	RANCHI	81	81	81	0	6	13	27	24	11	0
401	69521	PATNA	JHARKHAND	SERAIKELA	79	79	79	0	3	11	38	23	4	0
402	69522	PATNA	JHARKHAND	LOHARDAGA	79	79	76	3	3	16	36	21	0	0
403	69523	PATNA	JHARKHAND	GUMLA	78	78	72	6	1	12	39	19	1	0
404	69525	PATNA	JHARKHAND	GODDA	77	77	75	2	2	7	20	39	7	0
405	69528	PATNA	JHARKHAND	LATEHAR	77	77	72	5	2	16	31	22	1	0
406	69529	PATNA	JHARKHAND	GIRIDIH	83	83	79	4	0	2	23	31	18	5
407	69531	PATNA	JHARKHAND	SAHEBGANJ	83	83	82	1	4	17	33	23	3	2
408	69532	PATNA	JHARKHAND	BOKARO	82	82	79	3	1	7	32	35	4	0
409	69533	PATNA	JHARKHAND	CHATRA	77	77	77	0	0	4	26	32	13	2
410	69534	PATNA	JHARKHAND	HAZARIBAGH	85	85	84	1	1	7	22	36	16	2
411	69536	PATNA	JHARKHAND	DEOGHAR	79	79	77	2	0	3	23	40	9	2
412	69537	PATNA	JHARKHAND	GARHWA	41	41	40	1	0	3	14	18	5	0
413	69538	PATNA	JHARKHAND	E. SINGHBHUM	80	80	80	0	0	2	40	33	4	1
414	69539	PATNA	JHARKHAND	KODERMA	78	78	77	1	2	2	23	41	9	0
415	69540	PATNA	JHARKHAND	PALAMU - I	39	39	39	0	1	2	15	13	7	1
416	69541	PATNA	JHARKHAND	W. SINGHBHUM	38	38	38	0	2	6	15	13	2	0
417	69542	PATNA	JHARKHAND	PAKUR - I	79	79	74	5	6	15	26	22	5	0
418	69543	PATNA	JHARKHAND	DHANBAD	82	82	81	1	1	6	20	46	8	0
419	69545	PATNA	JHARKHAND	SIMDEGA	80	80	72	8	5	20	27	17	3	0
420	69546	PATNA	JHARKHAND	JAMTARA	40	40	38	2	0	4	13	15	6	0
421	69557	PATNA	JHARKHAND	PAKUR - II	35	35	35	0	0	1	18	14	2	0
422	69554	PATNA	JHARKHAND	PALAMU - II	39	39	38	1	0	2	13	15	6	2
423	19171	PATNA	W.BENGAL	UTTAR 24 PARGA	39	39	39	0	0	0	7	17	13	2
424	19172	PATNA	W.BENGAL	DARJEELING	33	33	32	1	1	4	10	17	0	0
425	19173	PATNA	W.BENGAL	UTTAR DINAJPUR	38	38	35	3	0	3	7	18	4	3
426	19174	PATNA	W.BENGAL	BIRBHUM	77	77	74	3	0	6	20	31	12	5
427	19175	PATNA	W.BENGAL	BURDWAN	42	42	42	0	0	0	7	23	10	2
428	19176	PATNA	W.BENGAL	HOOGHLY	80	80	80	0	3	6	18	35	16	2
429	19177	PATNA	W.BENGAL	ALIPURDWAR	77	77	76	1	1	3	33	31	7	1
430	19178	PATNA	W.BENGAL	MURSHIDABAD	78	78	78	0	0	2	15	27	27	7
431	19179	PATNA	W.BENGAL	BANKURA	37	37	37	0	1	2	12	17	3	2
432	19180	PATNA	W.BENGAL	E. MEDINIPUR	38	38	38	0	2	3	4	12	14	3
433	19181	PATNA	W.BENGAL	PURULIA	80	80	80	0	1	6	20	39	9	5
434	19182	PATNA	W.BENGAL	W. MEDINAPUR	38	38	38	0	0	4	4	17	9	4

SL	SCHOOL CODE	REGION	STATE/UT	DISTT.	REGISTERED	APPEARED	PASSED	FAILED & COMPT. ETC	33 - 50 %	50 - 60%	60 - 75%	75 - 90%	90-95%	95 or Above
435	19183	PATNA	W.BENGAL	KOOCH BIHAR	39	39	38	1	0	1	10	21	6	0
436	19185	PATNA	W.BENGAL	DAKSHIN DINAJP	37	37	37	0	0	1	6	19	6	5
437	19186	PATNA	W.BENGAL	NADIA	76	76	74	2	2	3	17	36	13	3
438	19187	PATNA	W.BENGAL	S.24 PARAGANAS	40	40	40	0	1	2	5	20	8	4
439	19184	PATNA	W.BENGAL	S. 24 PARAGANA	30	30	30	0	0	3	6	18	2	1
440	34804	PUNE	GOA	CANACONA	77	77	77	0	0	11	27	33	5	1
441	34807	PUNE	GOA	VALPOI	68	68	59	9	4	14	22	17	2	0
442	14030	PUNE	GUJARAT	GIR SOMNATH	80	80	80	0	1	3	28	40	6	2
443	14031	PUNE	GUJARAT	KUTCH	72	72	72	0	0	5	18	40	9	0
444	14032	PUNE	GUJARAT	BHARUCH	78	78	69	9	6	14	24	20	3	2
445	14033	PUNE	GUJARAT	JAMNAGAR	74	74	74	0	0	0	17	45	12	0
446	14034	PUNE	GUJARAT	PORBANDAR	78	78	76	2	7	32	25	11	1	0
447	14035	PUNE	GUJARAT	KHEDA	76	76	75	1	0	11	31	29	3	1
448	14036	PUNE	GUJARAT	DAHOD-I	64	64	57	7	2	12	27	12	4	0
449	14037	PUNE	GUJARAT	PATAN	79	79	78	1	1	5	24	43	5	0
450	14038	PUNE	GUJARAT	RAJKOT	77	77	75	2	2	10	30	31	2	0
451	14039	PUNE	GUJARAT	TAPI	77	77	77	0	2	7	25	36	7	0
452	14040	PUNE	GUJARAT	SURENDRANAGAR	79	79	79	0	0	3	32	40	4	0
453	14041	PUNE	GUJARAT	ARVALLI	70	70	68	2	2	10	24	27	5	0
454	14042	PUNE	GUJARAT	BHAVNAGAR	68	68	67	1	2	10	21	31	3	0
455	14043	PUNE	GUJARAT	VADODARA	77	77	76	1	0	12	30	27	6	1
456	14044	PUNE	GUJARAT	GANDHINAGAR	65	65	65	0	0	0	19	42	3	1
457	14045	PUNE	GUJARAT	BANASKANTHA	73	73	71	2	0	5	21	32	12	1
458	14046	PUNE	GUJARAT	MEHSANA	70	70	70	0	2	1	25	30	12	0
459	14047	PUNE	GUJARAT	PANCHMAHAL	79	79	75	4	1	10	25	32	6	1
460	14048	PUNE	GUJARAT	DANG	54	54	54	0	4	13	24	13	0	0
461	14049	PUNE	GUJARAT	AMRELI	70	70	69	1	1	6	21	31	6	4
462	14050	PUNE	GUJARAT	ANAND	63	63	61	2	1	9	24	23	4	0
463	14051	PUNE	GUJARAT	NAVSARI	37	37	35	2	1	10	17	6	1	0
464	14052	PUNE	GUJARAT	NARMADA	40	40	40	0	3	5	16	12	3	1
465	34042	PUNE	MAHARASHTRA	AMRAVATI	70	70	70	0	0	3	15	35	17	0

SL	SCHOOL CODE	REGION	STATE/UT	DISTT.	REGISTERED	APPEARED	PASSED	FAILED & COMPT. ETC	33 - 50 %	50 - 60%	60 - 75%	75 - 90%	90-95%	95 or Above
466	34045	PUNE	MAHARASHTRA	LATUR	78	78	78	0	0	1	11	44	16	6
467	34046	PUNE	MAHARASHTRA	GADCHIROLI	79	79	78	1	5	7	25	32	6	3
468	34047	PUNE	MAHARASHTRA	NANDED	81	81	80	1	0	4	13	37	22	4
469	34054	PUNE	MAHARASHTRA	THANE	80	80	79	1	0	3	19	37	18	2
470	34055	PUNE	MAHARASHTRA	OSMANABAD	79	79	79	0	0	2	14	43	16	4
471	34056	PUNE	MAHARASHTRA	NAGPUR	77	77	76	1	0	5	17	40	11	3
472	34057	PUNE	MAHARASHTRA	GONDIA	76	76	76	0	0	1	5	38	29	3
473	34058	PUNE	MAHARASHTRA	NASIK	75	75	75	0	0	4	7	39	21	4
474	34059	PUNE	MAHARASHTRA	BULDANA	80	80	80	0	0	2	17	41	19	1
475	34062	PUNE	MAHARASHTRA	WARDHA	79	79	79	0	0	2	14	38	22	3
476	34063	PUNE	MAHARASHTRA	JALGAON	77	77	77	0	0	1	16	44	14	2
477	34064	PUNE	MAHARASHTRA	YAVATMAL	78	78	76	2	0	2	26	32	15	1
478	34065	PUNE	MAHARASHTRA	JALNA	76	76	76	0	0	2	17	32	20	5
479	34067	PUNE	MAHARASHTRA	BEED	77	77	77	0	0	4	16	34	20	3
480	34068	PUNE	MAHARASHTRA	CHANDRAPUR	76	76	76	0	0	0	6	43	23	4
481	34069	PUNE	MAHARASHTRA	NANDURBAR I	62	62	62	0	3	10	30	18	1	0
482	34070	PUNE	MAHARASHTRA	AHMEDNAGAR	79	79	79	0	0	0	6	46	22	5
483	34071	PUNE	MAHARASHTRA	HINGOLI	72	72	72	0	0	2	21	39	9	1
484	34073	PUNE	MAHARASHTRA	SANGLI	81	81	80	1	0	2	15	51	11	1
485	34078	PUNE	MAHARASHTRA	AURANGABAD	77	77	77	0	0	1	11	38	23	4
486	34079	PUNE	MAHARASHTRA	RATNAGIRI	73	73	73	0	0	2	15	50	6	0
487	34080	PUNE	MAHARASHTRA	SINDHUDURG	80	80	80	0	0	0	15	58	7	0
488	34082	PUNE	MAHARASHTRA	KOLHAPUR	74	74	74	0	0	0	4	43	23	4
489	34083	PUNE	MAHARASHTRA	RAIGAD	73	73	73	0	0	4	26	32	9	2
490	34085	PUNE	MAHARASHTRA	SATARA	79	79	79	0	0	1	13	43	20	2
491	34086	PUNE	MAHARASHTRA	SOLAPUR	79	79	79	0	0	2	5	44	22	6
492	34087	PUNE	MAHARASHTRA	WASHIM	80	80	80	0	1	2	6	44	20	7
493	34092	PUNE	MAHARASHTRA	PUNE	81	81	80	1	0	2	17	37	17	7
494	34094	PUNE	MAHARASHTRA	AKOLA	78	78	78	0	0	5	23	34	14	2
495	34101	PUNE	MAHARASHTRA	PARBHANI	80	80	80	0	1	4	17	37	10	11
496	34106	PUNE	MAHARASHTRA	DHULE	37	37	36	1	0	2	7	19	6	2
497	34901	PUNE	UTS	DIU	66	66	54	12	25	22	6	1	0	0
498	34902	PUNE	UTS	DAMAN	76	76	70	6	6	11	33	20	0	0
499	34951	PUNE	UTS	SILI	77	77	67	10	4	23	20	18	2	0
500	39202	SHILLONG	ARUNACHAL PRAD	KURUNG KUMEY	23	23	20	3	0	2	9	9	0	0
501	39189	SHILLONG	ARUNACHAL PRAD	UPPER SUBANSIR	39	39	39	0	1	0	5	24	7	2
502	39190	SHILLONG	ARUNACHAL PRAD	LOWER DIBANG V	72	72	72	0	3	15	39	15	0	0
503	39191	SHILLONG	ARUNACHAL PRAD	EAST KAMENG	38	38	37	1	1	6	18	12	0	0
504	39192	SHILLONG	ARUNACHAL PRAD	LOHIT	75	75	75	0	0	5	40	27	3	0
505	39193	SHILLONG	ARUNACHAL PRAD	TIRAP	80	80	79	1	6	20	40	12	1	0
506	39194	SHILLONG	ARUNACHAL PRAD	TAWANG	39	39	38	1	13	12	11	2	0	0
507	39195	SHILLONG	ARUNACHAL PRAD	LOWER SUBANSIR	80	80	80	0	0	3	28	43	6	0
508	39196	SHILLONG	ARUNACHAL PRAD	CHANGLANG	80	80	80	0	2	23	38	14	3	0
509	39197	SHILLONG	ARUNACHAL PRAD	PAPUMPARE	39	39	39	0	1	2	14	19	3	0
510	39198	SHILLONG	ARUNACHAL PRAD	WEST SIANG	80	80	80	0	0	12	30	24	13	1
511	39199	SHILLONG	ARUNACHAL PRAD	UPPER SIANG	37	37	36	1	0	5	16	14	1	0
512	39200	SHILLONG	ARUNACHAL PRAD	EAST SIANG	32	32	32	0	0	2	20	9	1	0
513	39201	SHILLONG	ARUNACHAL PRAD	WEST KAMENG	41	41	41	0	1	4	16	13	7	0
514	39203	SHILLONG	ARUNACHAL PRAD	ANJAW	34	34	34	0	1	10	14	9	0	0
515	39204	SHILLONG	ARUNACHAL PRAD	DIBANG VALLEY	15	15	15	0	0	6	7	2	0	0
516	39234	SHILLONG	ASSAM	KARIMGANJ	79	79	79	0	2	6	29	36	5	1
517	39235	SHILLONG	ASSAM	KAMRUP	74	74	74	0	1	4	23	42	3	1
518	39236	SHILLONG	ASSAM	NALBARI	71	71	71	0	0	0	15	46	9	1
519	39237	SHILLONG	ASSAM	SIBSAGAR	78	78	78	0	3	15	35	24	1	0
520	39238	SHILLONG	ASSAM	SONITPUR	77	77	77	0	1	4	19	41	12	0
521	39239	SHILLONG	ASSAM	CACHAR	82	82	82	0	0	6	28	39	8	1
522	39240	SHILLONG	ASSAM	JORHAT	80	80	80	0	3	12	27	34	4	0
523	39241	SHILLONG	ASSAM	KOKRAJHAR	80	80	79	1	1	3	25	42	8	0
524	39242	SHILLONG	ASSAM	KARBI ANGLONG-	78	78	75	3	9	26	25	14	1	0
525	39243	SHILLONG	ASSAM	DARRANG	77	77	77	0	0	8	32	29	8	0
526	39244	SHILLONG	ASSAM	GOLAGHAT	78	78	78	0	0	9	36	31	2	0
527	39245	SHILLONG	ASSAM	DIBRUGARH	73	73	72	1	1	6	27	31	6	1
528	39246	SHILLONG	ASSAM	TINSUKIA	82	82	80	2	1	5	27	37	8	2

SL	SCHOOL CODE	REGION	STATE/UT	DISTT.	REGISTERED	APPEARED	PASSED	FAILED & COMPT. ETC	33 - 50 %	50 - 60%	60 - 75%	75 - 90%	90-95%	95 or Above
529	39247	SHILLONG	ASSAM	BARPETA	77	77	76	1	0	6	22	35	13	0
530	39248	SHILLONG	ASSAM	MORIGAON	63	63	63	0	1	8	20	34	0	0
531	39249	SHILLONG	ASSAM	LAKHIMPUR	73	73	68	5	2	16	33	14	3	0
532	39250	SHILLONG	ASSAM	GOALPARA	72	72	66	6	6	19	17	22	2	0
533	39251	SHILLONG	ASSAM	HAILAKANDI	79	79	79	0	0	2	11	49	15	2
534	39252	SHILLONG	ASSAM	CHIRANG	80	80	78	2	1	3	27	42	5	0
535	39253	SHILLONG	ASSAM	DHEMAJI	81	81	79	2	0	8	35	33	2	1
536	39254	SHILLONG	ASSAM	BONGAIGAON	77	77	77	0	1	2	24	37	10	3
537	39255	SHILLONG	ASSAM	NAGAON	66	66	66	0	1	8	31	23	2	1
538	39256	SHILLONG	ASSAM	N.C. HILLS	40	40	40	0	0	4	7	24	4	1
539	39257	SHILLONG	ASSAM	UDALGURI	72	72	70	2	1	6	30	25	6	2
540	39258	SHILLONG	ASSAM	BAKSA	41	41	41	0	0	5	10	20	6	0
541	39259	SHILLONG	ASSAM	DHUBRI	80	80	80	0	1	7	12	38	18	4
542	39260	SHILLONG	ASSAM	BAITHALANGSO	42	42	42	0	3	9	14	15	1	0
543	39336	SHILLONG	MANIPUR	BISHNUPUR	80	80	80	0	0	1	43	35	1	0
544	39337	SHILLONG	MANIPUR	THOUBAL	82	82	82	0	0	3	11	52	16	0
545	39338	SHILLONG	MANIPUR	CHURACHANDPUR	80	80	79	1	0	11	50	16	2	0
546	39339	SHILLONG	MANIPUR	SENAPATI - I	71	71	71	0	1	13	37	19	1	0
547	39340	SHILLONG	MANIPUR	UKHRUL - I	79	79	79	0	0	9	50	20	0	0
548	39341	SHILLONG	MANIPUR	IMPHAL WEST	82	82	78	4	1	4	21	41	8	3
549	39342	SHILLONG	MANIPUR	CHANDEL	72	72	72	0	0	7	42	18	4	1
550	39343	SHILLONG	MANIPUR	TAMENGLONG	74	74	74	0	0	13	49	12	0	0
551	39344	SHILLONG	MANIPUR	IMPHAL EAST	82	82	82	0	1	4	34	35	6	2
552	39345	SHILLONG	MANIPUR	UKHRUL - II	39	39	39	0	0	3	23	13	0	0
553	39346	SHILLONG	MANIPUR	SENAPATI - II	43	43	43	0	1	13	23	6	0	0
554	39319	SHILLONG	MEGHALAYA	EAST GARO HILL	48	48	48	0	10	15	18	5	0	0
555	39320	SHILLONG	MEGHALAYA	SOUTH GARO HIL	34	34	31	3	9	14	7	1	0	0
556	39321	SHILLONG	MEGHALAYA	RIBHOI	73	73	73	0	8	21	36	8	0	0
557	39322	SHILLONG	MEGHALAYA	WEST JAINTIA H	78	78	67	11	8	21	23	14	1	0
558	39323	SHILLONG	MEGHALAYA	WEST KHASI HIL	77	77	77	0	0	5	55	17	0	0
559	39324	SHILLONG	MEGHALAYA	WEST GARO HILL	79	79	72	7	5	14	26	24	3	0
560	39325	SHILLONG	MEGHALAYA	EAST KHASI HIL	40	40	40	0	1	10	17	11	1	0
561	39326	SHILLONG	MEGHALAYA	EAST KHASI HIL	35	35	35	0	1	5	22	7	0	0
562	39360	SHILLONG	MIZORAM	LUNGLEI	35	35	35	0	0	14	21	0	0	0
563	39355	SHILLONG	MIZORAM	SERCHIP	29	29	29	0	0	0	23	6	0	0
564	39357	SHILLONG	MIZORAM	CHAMPHAI	34	34	30	4	9	13	8	0	0	0
565	39358	SHILLONG	MIZORAM	KOLASIB	21	21	21	0	1	15	5	0	0	0
566	39359	SHILLONG	MIZORAM	MAMIT	12	12	12	0	0	3	7	2	0	0
567	39361	SHILLONG	MIZORAM	LAWNGTLAI	69	69	69	0	0	41	23	5	0	0
568	39369	SHILLONG	NAGALAND	TUENSANG	26	26	25	1	0	9	12	4	0	0
569	39370	SHILLONG	NAGALAND	KOHIMA	34	34	33	1	5	12	14	2	0	0
570	39371	SHILLONG	NAGALAND	WOKHA	31	31	29	2	6	11	11	0	1	0
571	39372	SHILLONG	NAGALAND	PHEK	17	17	17	0	0	3	13	1	0	0
572	39373	SHILLONG	NAGALAND	MOKOKCHUNG	20	20	20	0	5	9	3	3	0	0
573	39374	SHILLONG	NAGALAND	MON	68	68	65	3	27	21	16	1	0	0
574	39375	SHILLONG	NAGALAND	DIMAPUR	47	47	29	18	8	13	8	0	0	0
575	39376	SHILLONG	NAGALAND	PEREN	61	61	61	0	5	11	35	10	0	0
576	39377	SHILLONG	NAGALAND	ZUNHEBOTO	18	18	17	1	4	12	1	0	0	0
577	39379	SHILLONG	NAGALAND	LONGLENG	24	24	8	16	7	1	0	0	0	0
578	39580	SHILLONG	SIKKIM	WEST SIKKIM	69	69	69	0	2	14	32	18	3	0
579	39581	SHILLONG	SIKKIM	NORTH SIKKIM	36	36	36	0	2	7	23	4	0	0
580	39582	SHILLONG	SIKKIM	SOUTH SIKKIM	70	70	70	0	3	20	31	15	1	0
581	39583	SHILLONG	SIKKIM	EAST SIKKIM	38	38	38	0	0	1	10	24	2	1
582	39586	SHILLONG	TRIPURA	KHOWAI	80	80	79	1	3	6	30	35	5	0
583	39587	SHILLONG	TRIPURA	GOMATI	81	81	79	2	3	8	15	40	11	2
584	39588	SHILLONG	TRIPURA	DHALAI	79	79	79	0	1	6	37	30	3	2
585	39589	SHILLONG	TRIPURA	NORTH TRIPURA	78	78	78	0	0	8	34	28	8	0

23

JNV-WISE RANGE OF MARKS ACHIEVED BY STUDENTS

CBSE EXAMINATION RESULTS - 2020

					CLASS XII									
SL	SCHOOL CODE	REGION	STATE/UT	DISTT.	REGISTERED	APPEARED	PASSED	FAILED & COMPT. ETC	33 - 50 %	50 - 60%	60 - 75%	75 - 90%	90-95%	95 or Above
1	19015	BHOPAL	CHHATTISGARH	DHAMTARI	38	38	38	0	0	0	7	22	8	1
2	19001	BHOPAL	CHHATTISGARH	DANTEWADA	64	62	62	0	0	3	32	25	2	0
3	19002	BHOPAL	CHHATTISGARH	RAIGARH	77	77	77	0	1	0	20	50	5	1
4	19003	BHOPAL	CHHATTISGARH	KORBA	45	45	45	0	0	0	12	30	3	0
5	19004	BHOPAL	CHHATTISGARH	JANJGIR CHAMPA	70	69	69	0	0	0	13	44	12	0
6	19005	BHOPAL	CHHATTISGARH	KABIRDHAM	33	33	33	0	0	0	5	20	8	0
7	19006	BHOPAL	CHHATTISGARH	DURG	81	81	80	1	0	3	29	45	3	0
8	19007	BHOPAL	CHHATTISGARH	RAJNANDGAON	75	75	75	0	1	1	14	44	15	0
9	19008	BHOPAL	CHHATTISGARH	BILASPUR	71	71	70	1	0	1	26	38	5	0
10	19009	BHOPAL	CHHATTISGARH	MAHASAMUND	69	69	69	0	0	0	11	41	16	1
11	19010	BHOPAL	CHHATTISGARH	KOREA	38	38	38	0	0	0	8	24	6	0
12	19011	BHOPAL	CHHATTISGARH	SURAJPUR	76	75	73	2	0	1	22	31	15	4
13	19012	BHOPAL	CHHATTISGARH	BASTAR	33	33	33	0	0	0	2	30	1	0
14	19013	BHOPAL	CHHATTISGARH	JASHPUR	33	33	33	0	0	1	4	24	4	0
15	19014	BHOPAL	CHHATTISGARH	KANKER	73	73	73	0	0	0	23	43	7	0
16	19016	BHOPAL	CHHATTISGARH	RAIPUR	78	78	77	1	0	1	24	41	10	1
17	54016	BHOPAL	MADHYA PRADESH	BALAGHAT	68	68	68	0	0	1	9	38	19	1
18	54017	BHOPAL	MADHYA PRADESH	BETUL	80	80	80	0	0	1	10	58	11	0
19	54018	BHOPAL	MADHYA PRADESH	BHIND	40	40	40	0	0	0	2	34	4	0
20	54019	BHOPAL	MADHYA PRADESH	BHOPAL	61	61	61	0	0	0	6	42	11	2
21	54020	BHOPAL	MADHYA PRADESH	CHHATARPUR	64	64	64	0	0	2	14	32	13	3
22	54021	BHOPAL	MADHYA PRADESH	CHHINDWARA	79	79	79	0	0	0	23	49	7	0
23	54022	BHOPAL	MADHYA PRADESH	DAMOH	72	72	72	0	0	1	21	42	8	0
24	54023	BHOPAL	MADHYA PRADESH	DATIA	72	71	71	0	0	4	18	39	9	1
25	54024	BHOPAL	MADHYA PRADESH	DEWAS	66	66	66	0	0	1	12	41	11	1
26	54025	BHOPAL	MADHYA PRADESH	DHAR	80	80	80	0	0	0	18	51	11	0
27	54026	BHOPAL	MADHYA PRADESH	ASHOKNAGAR	78	78	77	1	0	10	36	24	6	1
28	54027	BHOPAL	MADHYA PRADESH	GWALIOR	84	83	82	1	0	0	25	48	7	2
29	54028	BHOPAL	MADHYA PRADESH	HOSHANGABAD	75	75	75	0	0	0	20	46	9	0
30	54029	BHOPAL	MADHYA PRADESH	INDORE	86	86	86	0	0	1	24	54	5	2
31	54030	BHOPAL	MADHYA PRADESH	JABALPUR	78	76	75	1	0	2	22	37	12	2
32	54031	BHOPAL	MADHYA PRADESH	ALIRAJPUR	77	77	73	4	0	9	37	25	2	0
33	54032	BHOPAL	MADHYA PRADESH	KHANDWA	38	38	38	0	0	0	3	32	2	1
34	54033	BHOPAL	MADHYA PRADESH	KHARGONE	46	45	45	0	0	0	4	31	10	0
35	54034	BHOPAL	MADHYA PRADESH	NEEMUCH	79	79	75	4	0	3	19	46	6	1
36	54035	BHOPAL	MADHYA PRADESH	MANDLA	57	57	56	1	0	0	12	39	5	0
37	54036	BHOPAL	MADHYA PRADESH	MORENA	85	85	85	0	0	1	16	44	21	3
38	54037	BHOPAL	MADHYA PRADESH	NARSINGHPUR	66	66	66	0	0	3	22	30	11	0
39	54038	BHOPAL	MADHYA PRADESH	PANNA	84	83	83	0	0	0	13	52	17	1
40	54039	BHOPAL	MADHYA PRADESH	RAJGARH	78	78	78	0	0	3	17	45	10	3
41	54040	BHOPAL	MADHYA PRADESH	RAISEN	69	69	66	3	0	12	27	23	4	0
42	54041	BHOPAL	MADHYA PRADESH	RATLAM - I	75	74	74	0	0	1	34	38	1	0
43	54042	BHOPAL	MADHYA PRADESH	REWA	67	67	67	0	0	0	20	37	10	0
44	54043	BHOPAL	MADHYA PRADESH	SAGAR	70	69	69	0	1	0	11	36	20	1
45	54044	BHOPAL	MADHYA PRADESH	SATNA	70	69	69	0	0	0	21	43	5	0
46	54045	BHOPAL	MADHYA PRADESH	SEHORE	64	64	62	2	0	0	14	41	7	0
47	54046	BHOPAL	MADHYA PRADESH	ANUPPUR	71	71	71	0	0	2	15	47	6	1
48	54047	BHOPAL	MADHYA PRADESH	SEONI	74	74	74	0	0	1	22	41	10	0
49	54048	BHOPAL	MADHYA PRADESH	SIDHI	80	80	80	0	0	3	13	52	11	1
50	54049	BHOPAL	MADHYA PRADESH	SHAJAPUR	87	87	85	2	0	1	34	37	12	1

SL	SCHOOL CODE	REGION	STATE/UT	DISTT.	REGISTERED	APPEARED	PASSED	FAILED & COMPT. ETC	33 - 50 %	50 - 60%	60 - 75%	75 - 90%	90-95%	95 or Above
51	54050	BHOPAL	MADHYA PRADESH	SHIVPURI	58	58	58	0	0	1	9	28	20	0
52	54051	BHOPAL	MADHYA PRADESH	TIKAMGARH	62	62	59	3	0	0	19	32	6	2
53	54052	BHOPAL	MADHYA PRADESH	UJJAIN - I	59	59	59	0	0	1	8	33	16	1
54	54053	BHOPAL	MADHYA PRADESH	VIDISHA	70	70	70	0	0	3	10	44	9	4
55	54054	BHOPAL	MADHYA PRADESH	SHEOPUR	44	44	44	0	0	0	7	24	9	4
56	54055	BHOPAL	MADHYA PRADESH	KATNI	78	78	78	0	0	1	13	52	10	2
57	54056	BHOPAL	MADHYA PRADESH	HARDA	41	41	41	0	0	0	6	29	6	0
58	54057	BHOPAL	MADHYA PRADESH	MANDSAUR	40	40	40	0	0	0	5	27	7	1
59	54058	BHOPAL	MADHYA PRADESH	DINDORI	66	65	65	0	0	2	34	27	2	0
60	54059	BHOPAL	MADHYA PRADESH	BARWANI	44	44	44	0	0	0	7	36	1	0
61	54060	BHOPAL	MADHYA PRADESH	SHAHDOL	36	36	36	0	0	0	12	16	7	1
62	54061	BHOPAL	MADHYA PRADESH	GUNA	49	49	49	0	0	0	10	31	7	1
63	54062	BHOPAL	MADHYA PRADESH	BURHANPUR	36	36	35	1	0	6	12	13	2	2
64	54063	BHOPAL	MADHYA PRADESH	UMARIA	42	42	42	0	0	0	9	22	9	2
65	54065	BHOPAL	MADHYA PRADESH	UJJAIN - II	48	48	48	0	0	0	15	19	11	3
66	19056	BHOPAL	ODISHA	JHARSUGUDA	43	43	43	0	0	0	4	29	10	0
67	19057	BHOPAL	ODISHA	ANGUL	45	45	45	0	0	0	12	20	8	5
68	19058	BHOPAL	ODISHA	KHURDA	43	43	43	0	0	1	5	29	8	0
69	19060	BHOPAL	ODISHA	BOUDH	35	35	35	0	0	1	12	14	6	2
70	19061	BHOPAL	ODISHA	CUTTACK	48	48	47	1	0	0	2	30	13	2
71	19062	BHOPAL	ODISHA	KENDRAPADA	41	41	41	0	0	0	2	27	9	3
72	19063	BHOPAL	ODISHA	BHADRAK	36	36	36	0	0	0	15	18	2	1
73	19064	BHOPAL	ODISHA	GAJAPATI	43	43	43	0	0	1	17	19	6	0
74	19065	BHOPAL	ODISHA	NABARANGPUR	40	40	40	0	0	0	7	31	2	0
75	19066	BHOPAL	ODISHA	NAYAGARH	37	37	37	0	0	0	8	22	7	0
76	19067	BHOPAL	ODISHA	MALKANGIRI - I	47	47	47	0	0	0	10	26	9	2
77	19068	BHOPAL	ODISHA	JAJPUR	44	44	43	1	0	2	16	16	8	1
78	19069	BHOPAL	ODISHA	JAGATSINGHPUR	42	42	42	0	0	0	8	23	10	1
79	19070	BHOPAL	ODISHA	KORAPUT	79	79	78	1	1	1	20	51	4	1
80	19071	BHOPAL	ODISHA	KALAHANDI	86	86	86	0	0	0	20	42	18	6
81	19072	BHOPAL	ODISHA	MAYURBHANJ	45	45	45	0	0	1	22	20	2	0
82	19073	BHOPAL	ODISHA	SUNDARGARH	56	55	55	0	0	0	6	42	7	0
83	19074	BHOPAL	ODISHA	BALASORE	65	65	65	0	0	0	9	36	18	2
84	19075	BHOPAL	ODISHA	BOLANGIR	88	88	87	1	0	1	13	60	9	4
85	19076	BHOPAL	ODISHA	SAMBALPUR	71	71	67	4	0	0	15	37	14	1
86	19077	BHOPAL	ODISHA	KEONJHAR	76	76	75	1	0	2	30	37	6	0
87	19078	BHOPAL	ODISHA	PHULBANI	79	79	79	0	0	0	23	46	9	1
88	19079	BHOPAL	ODISHA	DHENKANAL	68	67	66	1	0	1	7	38	17	3
89	19080	BHOPAL	ODISHA	GANJAM	54	54	54	0	0	0	12	28	13	1
90	19081	BHOPAL	ODISHA	SONEPUR	32	32	32	0	0	0	9	17	6	0
91	19082	BHOPAL	ODISHA	RAYAGADA	23	23	22	1	0	0	8	9	5	0
92	19083	BHOPAL	ODISHA	DEOGARH	70	70	70	0	0	1	21	42	6	0
93	19085	BHOPAL	ODISHA	NUAPADA	74	74	73	1	0	2	20	40	11	0
94	19086	BHOPAL	ODISHA	PURI	42	42	42	0	0	0	2	26	11	3
95	19059	BHOPAL	ODISHA	BARGARH	38	38	38	0	0	0	4	28	5	1
96	44801	CHANDIGARH	HP	UNA	63	62	61	1	0	0	27	27	7	0
97	44802	CHANDIGARH	HP	MANDI	77	77	77	0	0	3	6	38	19	11
98	44803	CHANDIGARH	HP	SIRMOUR	42	42	42	0	0	0	0	29	7	6
99	44804	CHANDIGARH	HP	KINNAUR	23	23	23	0	0	0	3	19	1	0
100	44805	CHANDIGARH	HP	CHAMBA	69	69	69	0	0	0	12	48	9	0
101	44806	CHANDIGARH	HP	SHIMLA	63	62	62	0	0	1	17	43	1	0
102	44807	CHANDIGARH	HP	HAMIRPUR	63	63	63	0	0	0	2	32	24	5
103	44808	CHANDIGARH	HP	KANGRA	66	66	66	0	0	0	13	31	17	5
104	44809	CHANDIGARH	HP	BILASPUR	78	78	78	0	0	1	6	49	20	2
105	44810	CHANDIGARH	HP	SOLAN	50	50	50	0	0	0	4	34	11	1
106	44812	CHANDIGARH	HP	KULLU	71	71	71	0	0	2	9	37	17	6
107	23560	CHANDIGARH	J&K	JAMMU- I	41	41	40	1	0	0	7	30	3	0

SL	SCHOOL CODE	REGION	STATE/UT	DISTT.	REGISTERED	APPEARED	PASSED	FAILED & COMPT. ETC	33 - 50 %	50 - 60%	60 - 75%	75 - 90%	90-95%	95 or Above
108	23563	CHANDIGARH	J&K	REASI	55	55	54	1	0	0	24	26	4	0
109	24901	CHANDIGARH	J&K	SHOPIAN	9	9	9	0	0	0	0	6	2	1
110	24902	CHANDIGARH	J&K	BARMULLA	28	28	25	3	0	1	8	14	2	0
111	24903	CHANDIGARH	J&K	LEH	77	76	72	4	0	0	17	43	10	2
112	24904	CHANDIGARH	J&K	KATHUA	80	80	79	1	0	2	14	40	18	5
113	24905	CHANDIGARH	J&K	KUPWARA	33	33	33	0	0	0	5	26	2	0
114	24906	CHANDIGARH	J&K	RAJOURI	63	63	62	1	0	2	40	20	0	0
115	24907	CHANDIGARH	J&K	UDHAMPUR	57	56	52	4	0	5	20	19	5	3
116	24908	CHANDIGARH	J&K	SAMBA	71	71	66	5	0	1	30	33	1	1
117	24909	CHANDIGARH	J&K	ANANTNAG	51	51	51	0	0	1	5	27	16	2
118	24910	CHANDIGARH	J&K	KARGIL	36	36	36	0	0	0	10	20	5	1
119	24911	CHANDIGARH	J&K	GANDERBAL	69	68	67	1	0	0	7	52	7	1
120	24912	CHANDIGARH	J&K	DODA	83	83	82	1	0	4	32	39	7	0
121	24913	CHANDIGARH	J&K	BADGAM	7	7	7	0	0	0	2	5	0	0
122	24914	CHANDIGARH	J&K	POONCH	42	42	42	0	0	0	8	30	4	0
123	24501	CHANDIGARH	PB	SANGRUR	69	69	69	0	0	0	7	45	15	2
124	24502	CHANDIGARH	PB	F/SAHIB	57	57	57	0	0	3	25	23	6	0
125	24503	CHANDIGARH	PB	MUKTSAR	70	70	70	0	0	1	23	40	5	1
126	24504	CHANDIGARH	PB	PATIALA	58	57	56	1	0	0	21	31	4	0
127	24505	CHANDIGARH	PB	KAPURTHALA	62	62	61	1	0	1	28	30	2	0
128	24506	CHANDIGARH	PB	SBS NAGAR	59	59	56	3	0	3	33	19	1	0
129	24507	CHANDIGARH	PB	TARAN TARAN	72	71	71	0	0	0	28	41	2	0
130	24508	CHANDIGARH	PB	ROPAR	72	72	72	0	0	2	25	40	5	0
131	24509	CHANDIGARH	PB	PATHANKOT	79	79	79	0	0	1	18	46	12	2
132	24510	CHANDIGARH	PB	FEROZPUR	68	68	68	0	0	1	19	47	1	0
133	24511	CHANDIGARH	PB	BHATINDA	76	74	73	1	0	0	32	35	5	1
134	24512	CHANDIGARH	PB	JALLANDHAR	62	62	61	1	0	0	17	39	4	1
135	24513	CHANDIGARH	PB	MANSA	60	60	59	1	0	2	33	21	3	0
136	24515	CHANDIGARH	PB	HOSHIARPUR	66	66	66	0	0	1	15	39	9	2
137	24516	CHANDIGARH	PB	LUDHIANA	60	60	60	0	0	0	15	41	4	0
138	24517	CHANDIGARH	PB	FARIDKOT	47	47	47	0	0	0	12	32	2	1
139	24518	CHANDIGARH	PB	AMRITSAR -I	67	65	64	1	0	2	28	32	2	0
140	24519	CHANDIGARH	PB	BARNALA	30	30	30	0	0	0	9	19	2	0
141	24520	CHANDIGARH	PB	MOHALI	66	66	66	0	0	1	13	43	8	1
142	24521	CHANDIGARH	PB	AMRITSAR-II	11	11	10	1	0	1	7	2	0	0
143	24701	CHANDIGARH	PB	CHANDIGARHH	73	73	73	0	0	0	18	43	11	1
144	24514	CHANDIGARH	PB	MOGA	56	56	54	2	0	7	10	33	3	1
145	59323	HYDERABAD	A.P	ANANTAPUR	37	37	37	0	0	0	11	21	5	0
146	59312	HYDERABAD	A.P	CHITOOOR	66	66	64	2	0	2	23	30	7	2
147	59325	HYDERABAD	A.P	EAST GODAVARI	77	76	76	0	0	0	27	46	3	0
148	59347	HYDERABAD	A.P	E.GODAVARI-II	20	20	20	0	0	0	6	10	4	0
149	59317	HYDERABAD	A.P	GUNTUR	70	70	65	5	0	4	28	32	1	0
150	59329	HYDERABAD	A.P	KADAPA	38	38	38	0	0	0	3	25	9	1
151	59334	HYDERABAD	A.P	KRISHNA	36	36	36	0	0	0	3	24	9	0
152	59324	HYDERABAD	A.P	KURNOOL	39	39	39	0	0	0	2	31	4	2
153	59331	HYDERABAD	A.P	NELLORE	33	33	33	0	0	1	6	23	3	0
154	59328	HYDERABAD	A.P	PRAKASHAM	31	31	31	0	0	1	6	18	4	2
155	59348	HYDERABAD	A.P	PRAKASHAM-II	38	38	38	0	0	0	5	18	13	2
156	59330	HYDERABAD	A.P	SRIKAKULAM	37	37	37	0	0	0	9	25	3	0
157	59318	HYDERABAD	A.P	VISHAKAPATNAM	33	33	33	0	0	0	9	18	6	0
158	59327	HYDERABAD	A.P	VIZIANAGARAM	37	37	37	0	0	0	1	22	13	1
159	59319	HYDERABAD	A.P	WEST GODAVARY	41	41	41	0	0	0	3	30	7	1
160	49025	HYDERABAD	KARNATAKA	BANGLORE RURAL	62	62	61	1	0	1	19	27	13	1
161	49060	HYDERABAD	KARNATAKA	BANGLORE URBAN	295	294	294	0	0	0	2	69	181	42
162	49044	HYDERABAD	KARNATAKA	BELGAUM	10	10	10	0	0	0	4	6	0	0
163	49045	HYDERABAD	KARNATAKA	BELLARY	20	20	20	0	0	0	4	13	3	0
164	49071	HYDERABAD	KARNATAKA	BHAGALKOT	20	20	20	0	0	0	3	14	3	0

SL	SCHOOL CODE	REGION	STATE/UT	DISTT.	REGISTERED	APPEARED	PASSED	FAILED & COMPT. ETC	33 - 50 %	50 - 60%	60 - 75%	75 - 90%	90-95%	95 or Above
165	49039	HYDERABAD	KARNATAKA	BIDAR	17	17	17	0	0	0	3	12	2	0
166	49051	HYDERABAD	KARNATAKA	BIJAPUR	28	28	28	0	0	0	4	19	3	2
167	49046	HYDERABAD	KARNATAKA	CHAMARAJNAGAR	43	43	43	0	0	0	7	28	7	1
168	49034	HYDERABAD	KARNATAKA	CHIKMAGLORE	39	39	39	0	0	0	0	17	20	2
169	49047	HYDERABAD	KARNATAKA	CHITRADURGA	26	26	26	0	0	0	9	12	5	0
170	49070	HYDERABAD	KARNATAKA	DAVANGERE	33	33	33	0	0	0	7	22	4	0
171	49036	HYDERABAD	KARNATAKA	DHARWAD	38	38	38	0	0	0	11	18	9	0
172	49066	HYDERABAD	KARNATAKA	GADAG	14	14	14	0	0	0	6	5	3	0
173	49032	HYDERABAD	KARNATAKA	YADAGERE	6	6	6	0	0	0	1	5	0	0
174	49078	HYDERABAD	KARNATAKA	KALABURGI-II	17	17	17	0	0	3	12	2	0	0
175	49037	HYDERABAD	KARNATAKA	HASSAN	43	43	43	0	0	0	0	23	14	6
176	49067	HYDERABAD	KARNATAKA	HAVERI	43	43	43	0	0	0	7	23	11	2
177	49038	HYDERABAD	KARNATAKA	KODAGU	61	61	61	0	0	1	7	44	8	1
178	49028	HYDERABAD	KARNATAKA	CHIKKABALLAPUR	30	30	30	0	0	0	5	18	6	1
179	49033	HYDERABAD	KARNATAKA	KOPPAL	71	71	70	1	0	1	16	46	6	1
180	49022	HYDERABAD	KARNATAKA	MANDYA	76	76	76	0	1	0	6	45	19	5
181	49073	HYDERABAD	KARNATAKA	MYSORE	40	40	40	0	0	0	4	25	10	1
182	49050	HYDERABAD	KARNATAKA	N.CANARA	41	41	41	0	0	0	7	25	5	4
183	49065	HYDERABAD	KARNATAKA	RAICHUR	19	19	19	0	0	0	2	13	3	1
184	49023	HYDERABAD	KARNATAKA	SHIMOGA	76	76	76	0	0	0	21	41	13	1
185	49069	HYDERABAD	KARNATAKA	SOUTH CANARA	24	24	24	0	0	0	0	11	6	7
186	49048	HYDERABAD	KARNATAKA	TUMKUR	22	22	21	1	0	0	3	13	5	0
187	49057	HYDERABAD	KARNATAKA	UDIPPI	32	32	32	0	0	0	7	11	10	4
188	79017	HYDERABAD	KERALA	ALLEPPY	39	39	39	0	0	0	0	17	19	3
189	79010	HYDERABAD	KERALA	CALICUT	62	62	62	0	0	0	7	30	15	10
190	79016	HYDERABAD	KERALA	CANNANORE	46	46	46	0	0	0	2	16	18	10
191	79008	HYDERABAD	KERALA	ERNAKULAM	65	65	65	0	0	0	5	22	22	16
192	79007	HYDERABAD	KERALA	IDUKKI	39	39	39	0	0	0	0	21	12	6
193	79011	HYDERABAD	KERALA	KASARGOD	62	62	62	0	0	0	6	35	17	4
194	79018	HYDERABAD	KERALA	KOLLAM	39	39	39	0	0	0	6	23	10	0
195	79012	HYDERABAD	KERALA	KOTTAYAM	69	69	69	0	0	0	4	39	19	7
196	79015	HYDERABAD	KERALA	MALLAPURAM	38	38	38	0	0	0	1	23	10	4
197	79014	HYDERABAD	KERALA	PALAKKAD	40	40	40	0	0	1	15	20	4	0
198	79009	HYDERABAD	KERALA	PATANAMTHITTA	78	78	78	0	0	0	6	38	25	9
199	79013	HYDERABAD	KERALA	TRICHUR	75	75	75	0	0	0	2	34	23	16
200	79019	HYDERABAD	KERALA	TRIVENDRAM	36	36	36	0	0	0	0	18	12	6
201	79020	HYDERABAD	KERALA	WYNAD	39	39	39	0	0	0	2	25	8	4
202	59525	HYDERABAD	TELANGANA	ADILABAD	39	39	39	0	0	0	8	20	5	6
203	59528	HYDERABAD	TELANGANA	KARIMNAGAR	40	40	39	1	0	0	2	29	7	1
204	59522	HYDERABAD	TELANGANA	KHAMMAM	45	45	44	1	0	0	11	26	5	2
205	59533	HYDERABAD	TELANGANA	MAHABOOB NAGAR	36	36	36	0	0	0	0	22	13	1
206	59526	HYDERABAD	TELANGANA	MEDAK	47	47	46	1	0	1	14	24	7	0
207	59524	HYDERABAD	TELANGANA	NALGONDA	36	36	36	0	0	0	9	24	3	0
208	59519	HYDERABAD	TELANGANA	NIZAMABAD	63	63	62	1	0	3	15	33	7	4
209	59527	HYDERABAD	TELANGANA	RANGA REDDY	147	146	145	1	0	0	2	46	78	19
210	59531	HYDERABAD	TELANGANA	WARANGAL	27	27	27	0	0	0	9	16	2	0
211	59205	HYDERABAD	UT	KARAIKAL	42	42	42	0	0	0	21	17	4	0
212	59201	HYDERABAD	UT	MAHE	28	28	28	0	0	0	3	19	6	0
213	59252	HYDERABAD	UT	MIDDLE ANDAMAN	68	68	68	0	0	2	15	43	8	0
214	79901	HYDERABAD	UT	MINYCOY	7	7	7	0	0	0	0	7	0	0
215	59204	HYDERABAD	UT	PONDYCHERRY	64	64	63	1	0	0	1	37	19	6
216	59326	HYDERABAD	UT	YANAM	8	8	6	2	0	0	2	2	2	0
217	44516	JAIPUR	HARYANA	AMBALA	52	52	52	0	0	4	24	22	2	0
218	44509	JAIPUR	HARYANA	BHIWANI	59	59	59	0	0	2	18	34	5	0
219	44510	JAIPUR	HARYANA	FARIDABAD	79	79	78	1	0	4	26	34	12	2
220	44519	JAIPUR	HARYANA	FATEHABAD	64	64	64	0	0	1	18	32	10	3
221	44520	JAIPUR	HARYANA	GURUGRAM	62	61	61	0	0	0	12	37	11	1

SL	SCHOOL CODE	REGION	STATE/UT	DISTT.	REGISTERED	APPEARED	PASSED	FAILED & COMPT. ETC	33 - 50 %	50 - 60%	60 - 75%	75 - 90%	90-95%	95 or Above
222	44503	JAIPUR	HARYANA	HISSAR	61	61	61	0	0	2	25	31	3	0
223	44502	JAIPUR	HARYANA	JHAJJAR	73	73	73	0	0	0	20	40	13	0
224	44504	JAIPUR	HARYANA	JIND	77	77	77	0	0	4	31	35	7	0
225	44508	JAIPUR	HARYANA	KAITHAL	72	72	72	0	0	0	18	44	10	0
226	44515	JAIPUR	HARYANA	KARNAL	73	73	73	0	0	1	14	42	15	1
227	44511	JAIPUR	HARYANA	KURUKSHETRA	69	69	69	0	0	1	19	41	6	2
228	44506	JAIPUR	HARYANA	MOHINDERGARH	48	48	46	2	0	3	15	21	7	0
229	44513	JAIPUR	HARYANA	NUH	61	61	60	1	0	0	17	37	5	1
230	44514	JAIPUR	HARYANA	PANCHKULA	77	77	77	0	0	4	30	32	11	0
231	44501	JAIPUR	HARYANA	PANIPAT	58	58	58	0	0	3	14	30	11	0
232	44512	JAIPUR	HARYANA	REWARI	72	72	72	0	0	0	22	34	13	3
233	44518	JAIPUR	HARYANA	ROHTAK	52	52	52	0	0	0	19	26	7	0
234	44505	JAIPUR	HARYANA	SIRSA	75	75	75	0	0	1	22	40	12	0
235	44507	JAIPUR	HARYANA	SONEPAT	40	40	40	0	1	7	16	16	0	0
236	44517	JAIPUR	HARYANA	YAMUNANAGAR	69	69	68	1	0	0	15	46	7	0
237	14054	JAIPUR	RAJASTHAN	AJMER	59	59	59	0	0	1	16	26	15	1
238	14055	JAIPUR	RAJASTHAN	ALWAR	66	66	66	0	0	0	8	34	24	0
239	14056	JAIPUR	RAJASTHAN	BANSWARA-I	38	38	38	0	0	3	20	12	3	0
240	14057	JAIPUR	RAJASTHAN	BARAN	76	76	75	1	0	0	7	55	13	0
241	14058	JAIPUR	RAJASTHAN	BARMER	72	72	72	0	0	0	2	33	32	5
242	14082	JAIPUR	RAJASTHAN	BHARATPUR	47	47	46	1	0	0	9	30	6	1
243	14059	JAIPUR	RAJASTHAN	BHILWARA	76	76	75	1	0	0	9	45	20	1
244	14060	JAIPUR	RAJASTHAN	BIKANER	61	61	57	4	0	0	16	33	8	0
245	14061	JAIPUR	RAJASTHAN	BUNDI	38	38	38	0	0	0	8	20	8	2
246	14062	JAIPUR	RAJASTHAN	CHITTORGARH	70	70	70	0	0	0	17	48	5	0
247	14063	JAIPUR	RAJASTHAN	CHURU	59	58	58	0	0	3	18	31	6	0
248	14064	JAIPUR	RAJASTHAN	DAUSA	63	62	61	1	0	0	5	40	12	4
249	14073	JAIPUR	RAJASTHAN	DHOLPUR	68	67	67	0	0	0	10	37	19	1
250	14065	JAIPUR	RAJASTHAN	DUNGARPUR	57	57	53	4	0	1	26	23	3	0
251	14084	JAIPUR	RAJASTHAN	HANUMANGARH	44	44	43	1	0	0	11	27	5	0
252	14069	JAIPUR	RAJASTHAN	JAIPUR	74	74	74	0	0	0	12	46	13	3
253	14068	JAIPUR	RAJASTHAN	JAISALMER	73	73	73	0	0	0	24	42	6	1
254	14067	JAIPUR	RAJASTHAN	JALORE	71	71	71	0	0	1	29	36	5	0
255	14066	JAIPUR	RAJASTHAN	JHALAWAR	69	69	69	0	0	1	13	38	17	0
256	14070	JAIPUR	RAJASTHAN	JHUNJHUNU	59	59	59	0	0	0	12	38	9	0
257	14071	JAIPUR	RAJASTHAN	JODHPUR	69	69	69	0	0	0	8	53	8	0
258	14085	JAIPUR	RAJASTHAN	KARAULI	51	51	50	1	0	0	2	39	9	0
259	14072	JAIPUR	RAJASTHAN	KOTA	53	53	53	0	0	1	7	39	4	2
260	14074	JAIPUR	RAJASTHAN	NAGAUR	73	73	73	0	0	0	9	43	18	3
261	14075	JAIPUR	RAJASTHAN	PALI	70	70	70	0	0	0	2	40	26	2
262	14076	JAIPUR	RAJASTHAN	RAJSAMAND	72	72	72	0	0	0	6	45	20	1
263	14080	JAIPUR	RAJASTHAN	SAWAI MADHOPUR	68	68	68	0	0	1	20	41	6	0
264	14078	JAIPUR	RAJASTHAN	SIKAR	52	52	51	1	0	2	18	28	3	0
265	14079	JAIPUR	RAJASTHAN	SIROHI	65	64	63	1	0	0	10	39	12	2
266	14077	JAIPUR	RAJASTHAN	SRI GANGANAGAR	68	68	68	0	0	0	17	37	14	0
267	14081	JAIPUR	RAJASTHAN	TONK	78	78	78	0	0	0	17	48	11	2
268	14083	JAIPUR	RAJASTHAN	UDAIPUR	60	60	60	0	0	1	6	38	13	2
269	89007	JAIPUR	DELHI	MUNGESHPUR	60	59	59	0	0	1	27	24	7	0
270	29030	JAIPUR	DELHI	JAFFARPURKALAN	67	67	67	0	0	0	12	42	12	1
271	64033	LUCKNOW	UTTAR PRADESH	MEERUT	59	58	57	1	1	1	13	35	7	0
272	64034	LUCKNOW	UTTAR PRADESH	BULANDSHAHAR	60	59	58	1	0	1	17	26	9	5
273	64035	LUCKNOW	UTTAR PRADESH	BAREILLY	73	73	72	1	0	4	27	34	6	1
274	64036	LUCKNOW	UTTAR PRADESH	G B NAGAR	67	67	67	0	0	3	22	32	9	1
275	64037	LUCKNOW	UTTAR PRADESH	AGRA	54	53	53	0	0	0	2	35	12	4
276	64038	LUCKNOW	UTTAR PRADESH	MATHURA	68	68	66	2	0	3	14	37	12	0
277	64039	LUCKNOW	UTTAR PRADESH	MAINPURI	85	85	85	0	0	6	41	35	3	0
278	64040	LUCKNOW	UTTAR PRADESH	ETAH	78	78	77	1	0	3	26	42	5	1

SL	SCHOOL CODE	REGION	STATE/UT	DISTT.	REGISTERED	APPEARED	PASSED	FAILED & COMPT. ETC	33 - 50 %	50 - 60%	60 - 75%	75 - 90%	90-95%	95 or Above
279	64041	LUCKNOW	UTTAR PRADESH	HATHRAS	63	61	58	3	0	3	25	24	4	2
280	64042	LUCKNOW	UTTAR PRADESH	FIROZABAD	46	46	45	1	0	0	12	29	4	0
281	64043	LUCKNOW	UTTAR PRADESH	PILIBHIT	75	75	66	9	0	2	21	33	7	3
282	64044	LUCKNOW	UTTAR PRADESH	SHAHJAHANPUR	89	89	86	3	0	4	25	43	11	3
283	64045	LUCKNOW	UTTAR PRADESH	ALIGARH	70	69	67	2	0	9	27	26	3	2
284	64046	LUCKNOW	UTTAR PRADESH	BAGPAT	62	61	61	0	0	4	28	24	5	0
285	64047	LUCKNOW	UTTAR PRADESH	GHAZIABAD	33	33	33	0	0	0	10	20	2	1
286	74041	LUCKNOW	UTTAR PRADESH	SANT KABIR NAG	34	34	34	0	0	0	15	15	4	0
287	74001	LUCKNOW	UTTAR PRADESH	ALLAHABAD	127	127	127	0	0	0	21	57	46	3
288	74002	LUCKNOW	UTTAR PRADESH	AMBEDKAR NAGAR	27	26	26	0	0	0	14	10	2	0
289	74003	LUCKNOW	UTTAR PRADESH	SULTANPUR	78	78	78	0	0	0	15	47	15	1
290	74004	LUCKNOW	UTTAR PRADESH	AURAIYA	81	81	79	2	0	5	31	39	3	1
291	74005	LUCKNOW	UTTAR PRADESH	AZAMGARH	65	64	63	1	0	4	28	22	9	0
292	74006	LUCKNOW	UTTAR PRADESH	BAHRAICH	77	76	71	5	0	0	20	33	17	1
293	74007	LUCKNOW	UTTAR PRADESH	BALLIA	64	63	59	4	0	2	26	24	7	0
294	74008	LUCKNOW	UTTAR PRADESH	BALRAMPUR	73	73	71	2	0	2	27	38	4	0
295	74009	LUCKNOW	UTTAR PRADESH	BANDA	40	40	40	0	0	0	5	24	11	0
296	74010	LUCKNOW	UTTAR PRADESH	BARABANKI	81	81	81	0	0	1	31	36	13	0
297	74011	LUCKNOW	UTTAR PRADESH	BASTI	41	41	40	1	0	0	17	20	3	0
298	74012	LUCKNOW	UTTAR PRADESH	CHANDAULI	32	32	32	0	0	3	6	20	2	1
299	74013	LUCKNOW	UTTAR PRADESH	CHITRAKOOT	32	32	29	3	0	1	8	18	2	0
300	74015	LUCKNOW	UTTAR PRADESH	ETAWAH	51	51	51	0	0	0	12	33	6	0
301	74016	LUCKNOW	UTTAR PRADESH	FAIZABAD	74	74	72	2	0	0	22	42	7	1
302	74017	LUCKNOW	UTTAR PRADESH	FARRUKHABAD	48	48	46	2	0	3	19	23	1	0
303	74018	LUCKNOW	UTTAR PRADESH	FATEHPUR	39	39	39	0	0	0	15	16	7	1
304	74019	LUCKNOW	UTTAR PRADESH	GHAZIPUR	37	37	36	1	0	0	10	17	7	2
305	74020	LUCKNOW	UTTAR PRADESH	GONDA	76	76	76	0	0	0	18	47	7	4
306	74021	LUCKNOW	UTTAR PRADESH	GORAKHPUR	65	65	58	7	0	1	27	25	5	0
307	74022	LUCKNOW	UTTAR PRADESH	HAMIRPUR	36	35	34	1	0	0	9	21	4	0
308	74023	LUCKNOW	UTTAR PRADESH	HARDOI	75	75	73	2	0	0	31	35	7	0
309	74024	LUCKNOW	UTTAR PRADESH	JALAUN	40	39	38	1	0	0	15	16	7	0
310	74025	LUCKNOW	UTTAR PRADESH	JAUNPUR	48	48	48	0	0	0	13	25	8	2
311	74026	LUCKNOW	UTTAR PRADESH	JHANSI	75	75	73	2	0	3	20	33	16	1
312	74027	LUCKNOW	UTTAR PRADESH	KANNAUJ	31	31	30	1	0	4	13	8	5	0
313	74028	LUCKNOW	UTTAR PRADESH	KANPUR-NAGAR	70	70	68	2	1	1	20	36	7	3
314	74029	LUCKNOW	UTTAR PRADESH	KANPUR DEHAT	71	70	70	0	0	0	16	42	11	1
315	74030	LUCKNOW	UTTAR PRADESH	KAUSHAMBI	46	46	41	5	0	0	16	20	4	1
316	74031	LUCKNOW	UTTAR PRADESH	KUSHINAGAR	32	32	32	0	0	0	7	19	5	1
317	74032	LUCKNOW	UTTAR PRADESH	LAKHIMPUR KHIR	43	43	43	0	0	0	11	27	5	0
318	74033	LUCKNOW	UTTAR PRADESH	LALITPUR	79	78	78	0	0	0	18	52	8	0
319	74034	LUCKNOW	UTTAR PRADESH	LUCKNOW	42	42	41	1	0	1	16	21	3	0
320	74035	LUCKNOW	UTTAR PRADESH	MAHARAJGANJ	65	65	63	2	0	1	13	36	11	2
321	74036	LUCKNOW	UTTAR PRADESH	MAHOBA	62	62	62	0	0	0	9	47	5	1
322	74037	LUCKNOW	UTTAR PRADESH	MAU	74	74	74	0	0	0	17	48	7	2
323	74038	LUCKNOW	UTTAR PRADESH	MIRZAPUR	87	87	87	0	0	2	23	51	10	1
324	74039	LUCKNOW	UTTAR PRADESH	PRATAPGARH	57	56	53	3	0	1	18	25	9	0
325	74040	LUCKNOW	UTTAR PRADESH	RAEBARELI	62	62	60	2	0	2	20	26	12	0
326	74042	LUCKNOW	UTTAR PRADESH	BHADOHI	62	62	60	2	0	2	16	29	10	3
327	74043	LUCKNOW	UTTAR PRADESH	SHRAWASTI	33	33	32	1	0	0	4	24	4	0
328	74044	LUCKNOW	UTTAR PRADESH	SIDDHARTH NAGA	77	76	73	3	0	0	26	33	12	2
329	74045	LUCKNOW	UTTAR PRADESH	SITAPUR-I	84	83	80	3	0	0	12	45	19	4
330	74046	LUCKNOW	UTTAR PRADESH	SONEBHADRA	32	32	32	0	0	0	4	15	11	2
331	74047	LUCKNOW	UTTAR PRADESH	UNNAO	63	63	63	0	0	1	25	31	5	1
332	74048	LUCKNOW	UTTAR PRADESH	VARANASI	59	57	57	0	0	0	13	34	9	1
333	84042	LUCKNOW	UTTAR PRADESH	MUZAFFARNAGAR	69	69	65	4	0	0	10	33	19	3
334	84051	LUCKNOW	UTTAR PRADESH	BIJNOR	89	89	85	4	0	1	23	46	10	5
335	84056	LUCKNOW	UTTAR PRADESH	SAMBHAL	41	41	41	0	0	0	6	25	8	2

SL	SCHOOL CODE	REGION	STATE/UT	DISTT.	REGISTERED	APPEARED	PASSED	FAILED & COMPT. ETC	33 - 50 %	50 - 60%	60 - 75%	75 - 90%	90-95%	95 or Above
336	84062	LUCKNOW	UTTAR PRADESH	J P NAGAR	73	73	66	7	0	4	25	28	7	2
337	84064	LUCKNOW	UTTAR PRADESH	SAHARANPUR	35	35	34	1	0	0	8	16	10	0
338	84065	LUCKNOW	UTTAR PRADESH	MORADABAD	42	42	42	0	0	0	15	18	8	1
339	84031	LUCKNOW	UTTARAKHAND	U S NAGAR	78	77	76	1	0	0	21	31	17	7
340	84032	LUCKNOW	UTTARAKHAND	TEHRI GARHWAL	47	47	47	0	0	0	3	32	10	2
341	84034	LUCKNOW	UTTARAKHAND	ALMORA	78	78	78	0	0	1	17	43	15	2
342	84040	LUCKNOW	UTTARAKHAND	RUDRAPRAYAG	63	63	63	0	0	0	7	47	7	2
343	84043	LUCKNOW	UTTARAKHAND	UTTARKASHI	66	66	66	0	0	0	13	36	13	4
344	84052	LUCKNOW	UTTARAKHAND	HARIDWAR	74	74	71	3	0	3	15	43	7	3
345	84059	LUCKNOW	UTTARAKHAND	CHAMPAWAT	45	45	45	0	0	0	4	32	7	2
346	84069	LUCKNOW	UTTARAKHAND	CHAMOLI	30	30	30	0	0	0	13	15	1	1
347	84072	LUCKNOW	UTTARAKHAND	NAINITAL	77	77	74	3	0	1	14	44	9	6
348	84075	LUCKNOW	UTTARAKHAND	BAGESHWAR	43	43	43	0	0	1	11	19	9	3
349	84077	LUCKNOW	UTTARAKHAND	PAURI GARHWAL	30	30	29	1	0	0	6	19	1	3
350	84078	LUCKNOW	UTTARAKHAND	PITHORAGARH	40	39	38	1	0	0	10	21	6	1
351	84082	LUCKNOW	UTTARAKHAND	DEHRADUN	48	48	48	0	0	0	2	29	14	3
352	69012	PATNA	BIHAR	W. CHAMPARAN	43	43	43	0	0	1	13	19	8	2
353	69013	PATNA	BIHAR	GAYA - I	26	26	26	0	0	1	4	13	8	0
354	69014	PATNA	BIHAR	BHOJPUR	53	51	50	1	0	3	23	20	4	0
355	69015	PATNA	BIHAR	SAMASTIPUR	73	73	73	0	0	0	7	48	13	5
356	69016	PATNA	BIHAR	BEGUSARAI	73	73	73	0	0	2	25	40	6	0
357	69017	PATNA	BIHAR	SHEIKHPURA	50	50	50	0	0	1	23	22	4	0
358	69019	PATNA	BIHAR	DARBHANGA	58	58	58	0	0	2	14	36	6	0
359	69020	PATNA	BIHAR	BANKA	46	45	45	0	0	1	23	17	4	0
360	69021	PATNA	BIHAR	PATNA	50	50	50	0	0	3	16	27	4	0
361	69022	PATNA	BIHAR	SUPAUL	21	21	21	0	0	0	2	10	8	1
362	69025	PATNA	BIHAR	NAWADA	15	14	14	0	0	0	2	10	2	0
363	69026	PATNA	BIHAR	NALANDA	31	31	31	0	0	0	6	14	10	1
364	69027	PATNA	BIHAR	MUZAFFARPUR	66	66	63	3	0	1	30	26	6	0
365	69028	PATNA	BIHAR	KATIHAR	68	67	67	0	0	1	21	33	11	1
366	69030	PATNA	BIHAR	PURNEA	64	64	64	0	0	0	13	36	13	2
367	69031	PATNA	BIHAR	MADHUBANI	20	20	20	0	0	0	10	7	3	0
368	69033	PATNA	BIHAR	AURANGABAD	37	37	37	0	0	0	8	20	8	1
369	69035	PATNA	BIHAR	VAISHALI	70	70	70	0	0	0	10	48	11	1
370	69038	PATNA	BIHAR	SIWAN	27	27	27	0	0	0	3	15	9	0
371	69039	PATNA	BIHAR	SARAN	59	59	59	0	0	3	30	18	8	0
372	69041	PATNA	BIHAR	SITAMARHI	39	39	38	1	0	1	15	19	3	0
373	69042	PATNA	BIHAR	GOPALGANJ	31	31	30	1	0	1	11	13	4	1
374	69044	PATNA	BIHAR	KAIMUR	60	60	59	1	0	0	17	34	8	0
375	69046	PATNA	BIHAR	BUXAR	72	72	72	0	0	1	24	31	14	2
376	69047	PATNA	BIHAR	SAHARSA	49	49	48	1	0	0	15	28	4	1
377	69048	PATNA	BIHAR	ARARIA	32	32	32	0	0	1	18	12	1	0
378	69049	PATNA	BIHAR	MADHEPURA	73	73	70	3	0	2	34	29	5	0
379	69052	PATNA	BIHAR	E. CHAMPARAN	34	34	34	0	0	0	6	23	5	0
380	69053	PATNA	BIHAR	MUNGER	49	49	48	1	0	1	24	22	1	0
381	69054	PATNA	BIHAR	JAMUI	46	46	46	0	0	1	15	27	3	0
382	69057	PATNA	BIHAR	KISHANGANJ	25	25	25	0	0	1	11	9	3	1
383	69058	PATNA	BIHAR	BHAGALPUR	48	47	46	1	0	0	9	24	12	1
384	69071	PATNA	BIHAR	ROHTAS	44	44	44	0	0	0	10	25	8	1
385	69076	PATNA	BIHAR	LAKHISARAI	32	32	32	0	0	0	7	22	3	0
386	69518	PATNA	JHARKHAND	DUMKA	59	59	53	6	0	2	28	21	1	1
387	69520	PATNA	JHARKHAND	RANCHI	85	85	84	1	0	3	35	36	9	1
388	69521	PATNA	JHARKHAND	SERAIKELA	84	83	83	0	0	3	34	44	2	0
389	69522	PATNA	JHARKHAND	LOHARDAGA	50	50	48	2	0	1	26	17	4	0
390	69523	PATNA	JHARKHAND	GUMLA	79	79	77	2	0	8	38	30	1	0
391	69525	PATNA	JHARKHAND	GODDA	30	30	29	1	0	0	9	18	2	0
392	69528	PATNA	JHARKHAND	LATEHAR	68	67	67	0	0	5	27	28	7	0

SL	SCHOOL CODE	REGION	STATE/UT	DISTT.	REGISTERED	APPEARED	PASSED	FAILED & COMPT. ETC	33 - 50 %	50 - 60%	60 - 75%	75 - 90%	90-95%	95 or Above
393	69529	PATNA	JHARKHAND	GIRIDIH	65	65	64	1	0	1	27	31	4	1
394	69531	PATNA	JHARKHAND	SAHEBGANJ	42	42	42	0	0	5	18	16	3	0
395	69532	PATNA	JHARKHAND	BOKARO	40	40	40	0	0	0	2	27	8	3
396	69533	PATNA	JHARKHAND	CHATRA	51	50	45	5	0	4	20	15	5	1
397	69534	PATNA	JHARKHAND	HAZARIBAGH	33	33	33	0	0	0	6	22	5	0
398	69536	PATNA	JHARKHAND	DEOGHAR	65	65	64	1	0	6	26	28	4	0
399	69537	PATNA	JHARKHAND	GARHWA	38	38	38	0	0	0	4	22	12	0
400	69538	PATNA	JHARKHAND	E. SINGHBHUM	51	51	49	2	0	2	18	27	2	0
401	69539	PATNA	JHARKHAND	KODERMA	64	64	64	0	0	3	18	27	15	1
402	69541	PATNA	JHARKHAND	W. SINGHBHUM	39	39	37	2	0	1	19	15	2	0
403	69542	PATNA	JHARKHAND	PAKUR - I	71	71	71	0	0	2	36	27	5	1
404	69543	PATNA	JHARKHAND	DHANBAD	89	89	87	2	0	2	31	47	6	1
405	69545	PATNA	JHARKHAND	SIMDEGA	73	72	71	1	0	1	21	45	3	1
406	69546	PATNA	JHARKHAND	JAMTARA	30	30	29	1	0	2	16	9	2	0
407	19171	PATNA	W.BENGAL	UTTAR 24 PARGA	71	71	71	0	0	1	19	39	12	0
408	19174	PATNA	W.BENGAL	BIRBHUM	76	76	75	1	0	1	24	38	11	1
409	19175	PATNA	W.BENGAL	BURDWAN	74	73	72	1	0	1	24	35	11	1
410	19176	PATNA	W.BENGAL	HOOGHLY	79	79	79	0	0	2	21	44	11	1
411	19177	PATNA	W.BENGAL	ALIPURDWAR	64	64	64	0	0	0	18	38	6	2
412	19178	PATNA	W.BENGAL	MURSHIDABAD	55	55	55	0	0	0	8	25	21	1
413	19179	PATNA	W.BENGAL	BANKURA	17	17	17	0	0	0	3	10	3	1
414	19180	PATNA	W.BENGAL	E. MEDINIPUR	34	34	33	1	0	0	4	22	6	1
415	19181	PATNA	W.BENGAL	PURULIA	41	41	41	0	0	0	2	19	18	2
416	19182	PATNA	W.BENGAL	W. MEDINAPUR	41	41	41	0	0	0	11	23	7	0
417	19185	PATNA	W.BENGAL	DAKSHIN DINAJP	32	32	32	0	0	1	9	17	5	0
418	19186	PATNA	W.BENGAL	NADIA	44	44	44	0	0	0	10	25	9	0
419	19187	PATNA	W.BENGAL	S.24 PARAGANAS	59	59	58	1	0	5	10	23	20	0
420	34804	PUNE	GOA	CANACONA	45	45	45	0	0	0	6	35	3	1
421	34807	PUNE	GOA	VALPOI	17	17	12	5	0	2	6	4	0	0
422	14030	PUNE	GUJARAT	GIR SOMNATH	76	76	76	0	0	3	19	44	9	1
423	14031	PUNE	GUJARAT	KUTCH	40	40	40	0	0	1	8	22	9	0
424	14032	PUNE	GUJARAT	BHARUCH	70	69	67	2	0	0	17	43	7	0
425	14033	PUNE	GUJARAT	JAMNAGAR	41	41	41	0	0	0	4	31	6	0
426	14034	PUNE	GUJARAT	PORBANDAR	46	45	44	1	0	1	22	18	3	0
427	14035	PUNE	GUJARAT	KHEDA	39	39	37	2	0	0	17	18	2	0
428	14036	PUNE	GUJARAT	DAHOD-I	14	14	13	1	0	1	8	4	0	0
429	14037	PUNE	GUJARAT	PATAN	47	46	46	0	0	0	2	18	20	6
430	14038	PUNE	GUJARAT	RAJKOT	21	21	21	0	0	0	8	8	5	0
431	14039	PUNE	GUJARAT	TAPI	34	34	34	0	0	0	11	20	3	0
432	14040	PUNE	GUJARAT	SURENDRANAGAR	64	64	62	2	0	2	11	32	17	0
433	14041	PUNE	GUJARAT	ARVALLI	62	62	62	0	0	0	16	42	4	0
434	14042	PUNE	GUJARAT	BHAVNAGAR	41	41	41	0	0	0	10	27	4	0
435	14043	PUNE	GUJARAT	VADODARA	45	45	45	0	0	0	11	29	5	0
436	14044	PUNE	GUJARAT	GANDHINAGAR	51	51	51	0	0	0	7	32	12	0
437	14045	PUNE	GUJARAT	BANASKANTHA	26	26	26	0	0	0	4	16	6	0
438	14046	PUNE	GUJARAT	MEHSANA	33	33	33	0	0	0	5	20	8	0
439	14047	PUNE	GUJARAT	PANCHMAHAL	59	59	58	1	0	1	9	40	7	1
440	14048	PUNE	GUJARAT	DANG	23	23	23	0	0	0	7	16	0	0
441	14049	PUNE	GUJARAT	AMRELI	20	20	20	0	0	0	9	8	3	0
442	14050	PUNE	GUJARAT	ANAND	30	30	30	0	0	1	12	16	1	0
443	14051	PUNE	GUJARAT	NAVSARI	25	25	25	0	0	1	13	10	1	0
444	34042	PUNE	MAHARASHTRA	AMRAVATI	65	65	65	0	0	1	24	29	11	0
445	34045	PUNE	MAHARASHTRA	LATUR	37	37	37	0	0	1	7	22	5	2
446	34046	PUNE	MAHARASHTRA	GADCHIROLI	46	46	46	0	0	0	20	24	2	0
447	34047	PUNE	MAHARASHTRA	NANDED	34	34	34	0	0	0	9	21	4	0
448	34054	PUNE	MAHARASHTRA	THANE	45	45	45	0	0	0	1	30	11	3
449	34055	PUNE	MAHARASHTRA	OSMANABAD	37	37	36	1	0	0	9	21	5	1

SL	SCHOOL CODE	REGION	STATE/UT	DISTT.	REGISTERED	APPEARED	PASSED	FAILED & COMPT. ETC	33 - 50 %	50 - 60%	60 - 75%	75 - 90%	90-95%	95 or Above
450	34056	PUNE	MAHARASHTRA	NAGPUR	37	36	36	0	0	0	5	29	2	0
451	34057	PUNE	MAHARASHTRA	GONDIA	44	44	44	0	0	0	0	24	18	2
452	34058	PUNE	MAHARASHTRA	NASIK	41	41	41	0	0	0	6	22	12	1
453	34059	PUNE	MAHARASHTRA	BULDANA	62	62	60	2	1	0	7	38	13	1
454	34062	PUNE	MAHARASHTRA	WARDHA	47	47	47	0	0	0	5	29	12	1
455	34063	PUNE	MAHARASHTRA	JALGAON	28	28	28	0	0	0	9	17	2	0
456	34064	PUNE	MAHARASHTRA	YAVATMAL	46	46	46	0	0	0	4	32	10	0
457	34065	PUNE	MAHARASHTRA	JALNA	65	65	64	1	0	2	16	38	7	1
458	34067	PUNE	MAHARASHTRA	BEED	23	23	23	0	0	0	6	13	4	0
459	34068	PUNE	MAHARASHTRA	CHANDRAPUR	42	42	41	1	0	0	5	24	12	0
460	34069	PUNE	MAHARASHTRA	NANDURBAR I	23	23	23	0	0	0	2	17	3	1
461	34070	PUNE	MAHARASHTRA	AHMEDNAGAR	34	34	34	0	0	0	3	25	5	1
462	34071	PUNE	MAHARASHTRA	HINGOLI	60	60	54	6	0	3	27	20	3	1
463	34073	PUNE	MAHARASHTRA	SANGLI	39	39	39	0	0	0	10	25	3	1
464	34078	PUNE	MAHARASHTRA	AURANGABAD	55	55	55	0	0	0	19	31	5	0
465	34079	PUNE	MAHARASHTRA	RATNAGIRI	36	36	36	0	0	0	2	26	8	0
466	34080	PUNE	MAHARASHTRA	SINDHUDURG	37	37	37	0	0	0	4	26	6	1
467	34082	PUNE	MAHARASHTRA	KOLHAPUR	31	31	31	0	0	0	5	18	8	0
468	34083	PUNE	MAHARASHTRA	RAIGAD	34	33	33	0	0	0	6	24	3	0
469	34085	PUNE	MAHARASHTRA	SATARA	59	59	58	1	0	1	10	40	7	0
470	34086	PUNE	MAHARASHTRA	SOLAPUR	45	45	45	0	0	0	8	28	9	0
471	34087	PUNE	MAHARASHTRA	WASHIM	43	43	43	0	0	0	11	21	10	1
472	34092	PUNE	MAHARASHTRA	PUNE	99	99	99	0	0	0	6	44	41	8
473	34094	PUNE	MAHARASHTRA	AKOLA	63	63	61	2	0	0	24	34	2	1
474	34101	PUNE	MAHARASHTRA	PARBHANI	46	46	45	1	0	1	18	21	5	0
475	34901	PUNE	UTS	DIU	37	37	30	7	0	3	24	3	0	0
476	34902	PUNE	UTS	DAMAN	22	22	22	0	0	0	14	8	0	0
477	34951	PUNE	UTS	SILI	36	36	36	0	0	0	5	24	6	1
478	39189	SHILLONG	ARUNACHAL PRAD	UPPER SUBANSIR	27	27	27	0	0	0	6	18	3	0
479	39190	SHILLONG	ARUNACHAL PRAD	LOWER DIBANG V	41	41	41	0	0	0	9	27	4	1
480	39191	SHILLONG	ARUNACHAL PRAD	EAST KAMENG	62	62	62	0	0	9	44	9	0	0
481	39192	SHILLONG	ARUNACHAL PRAD	LOHIT	46	46	46	0	0	0	12	33	1	0
482	39193	SHILLONG	ARUNACHAL PRAD	TIRAP	30	30	28	2	0	0	9	19	0	0
483	39194	SHILLONG	ARUNACHAL PRAD	TAWANG	24	24	24	0	0	4	9	11	0	0
484	39195	SHILLONG	ARUNACHAL PRAD	LOWER SUBANSIR	38	38	38	0	0	0	7	31	0	0
485	39196	SHILLONG	ARUNACHAL PRAD	CHANGLANG	58	58	58	0	0	1	21	36	0	0
486	39197	SHILLONG	ARUNACHAL PRAD	PAPUMPARE	21	21	21	0	0	0	3	12	5	1
487	39198	SHILLONG	ARUNACHAL PRAD	WEST SIANG	20	20	20	0	0	0	6	12	2	0
488	39204	SHILLONG	ARUNACHAL PRAD	DIBANG VALLEY	24	24	24	0	0	0	7	15	2	0
489	39234	SHILLONG	ASSAM	KARIMGANJ	53	49	49	0	0	0	9	33	6	1
490	39235	SHILLONG	ASSAM	KAMRUP	37	36	34	2	0	0	9	21	3	1
491	39236	SHILLONG	ASSAM	NALBARI	43	43	43	0	0	0	2	36	4	1
492	39237	SHILLONG	ASSAM	SIBSAGAR	59	59	59	0	0	1	13	39	5	1
493	39238	SHILLONG	ASSAM	SONITPUR	75	75	74	1	0	0	15	37	21	1
494	39239	SHILLONG	ASSAM	CACHAR	73	73	73	0	0	0	31	35	7	0
495	39240	SHILLONG	ASSAM	JORHAT	62	61	60	1	0	8	23	25	3	1
496	39241	SHILLONG	ASSAM	KOKRAJHAR	31	31	31	0	0	2	13	16	0	0
497	39242	SHILLONG	ASSAM	KARBI ANGLONG-	66	66	61	5	0	0	30	27	3	1
498	39243	SHILLONG	ASSAM	DARRANG	70	70	68	2	0	0	15	35	15	3
499	39244	SHILLONG	ASSAM	GOLAGHAT	38	38	38	0	0	1	12	22	2	1
500	39245	SHILLONG	ASSAM	DIBRUGARH	43	43	42	1	0	2	15	23	2	0
501	39246	SHILLONG	ASSAM	TINSUKIA	61	61	58	3	0	0	32	23	3	0
502	39247	SHILLONG	ASSAM	BARPETA	62	62	59	3	0	0	14	36	7	2
503	39248	SHILLONG	ASSAM	MORIGAON	29	29	29	0	0	1	9	18	1	0
504	39249	SHILLONG	ASSAM	LAKHIMPUR	27	27	27	0	0	1	15	10	1	0
505	39250	SHILLONG	ASSAM	GOALPARA	58	58	56	2	0	8	30	17	1	0
506	39251	SHILLONG	ASSAM	HAILAKANDI	58	58	58	0	0	2	25	25	6	0

SL	SCHOOL CODE	REGION	STATE/UT	DISTT.	REGISTERED	APPEARED	PASSED	FAILED & COMPT. ETC	33 - 50 %	50 - 60%	60 - 75%	75 - 90%	90-95%	95 or Above
507	39252	SHILLONG	ASSAM	CHIRANG	31	30	30	0	0	0	6	20	4	0
508	39253	SHILLONG	ASSAM	DHEMAJI	38	37	37	0	0	0	0	22	14	1
509	39254	SHILLONG	ASSAM	BONGAIGAON	50	50	44	6	0	0	16	27	1	0
510	39255	SHILLONG	ASSAM	NAGAON	40	39	39	0	0	0	13	21	2	3
511	39257	SHILLONG	ASSAM	UDALGURI	19	19	19	0	0	0	4	14	1	0
512	39258	SHILLONG	ASSAM	BAKSA	17	17	17	0	0	0	9	7	1	0
513	39259	SHILLONG	ASSAM	DHUBRI	18	18	18	0	0	0	6	11	1	0
514	39260	SHILLONG	ASSAM	BAITHALANGSO	15	15	15	0	0	0	3	10	2	0
515	39336	SHILLONG	MANIPUR	BISHNUPUR	78	77	77	0	0	0	6	58	10	3
516	39337	SHILLONG	MANIPUR	THOUBAL	83	82	82	0	0	1	20	58	3	0
517	39338	SHILLONG	MANIPUR	CHURACHANDPUR	73	72	72	0	0	0	13	46	11	2
518	39339	SHILLONG	MANIPUR	SENAPATI - I	77	76	76	0	0	0	15	46	15	0
519	39340	SHILLONG	MANIPUR	UKHRUL - I	83	82	82	0	0	0	10	64	7	1
520	39341	SHILLONG	MANIPUR	IMPHAL WEST	71	71	67	4	0	2	20	34	10	1
521	39342	SHILLONG	MANIPUR	CHANDEL	80	80	80	0	0	1	22	52	5	0
522	39343	SHILLONG	MANIPUR	TAMENGLONG	31	31	31	0	0	1	5	24	1	0
523	39344	SHILLONG	MANIPUR	IMPHAL EAST	40	40	40	0	0	1	25	14	0	0
524	39319	SHILLONG	MEGHALAYA	EAST GARO HILL	59	59	59	0	0	0	29	27	3	0
525	39320	SHILLONG	MEGHALAYA	SOUTH GARO HIL	28	28	22	6	0	1	16	5	0	0
526	39321	SHILLONG	MEGHALAYA	RIBHOI	69	69	69	0	0	2	49	18	0	0
527	39322	SHILLONG	MEGHALAYA	WEST JAINTIA H	73	71	71	0	0	2	25	39	5	0
528	39323	SHILLONG	MEGHALAYA	WEST KHASI HIL	30	30	30	0	0	0	13	17	0	0
529	39324	SHILLONG	MEGHALAYA	WEST GARO HILL	35	35	27	8	0	0	16	11	0	0
530	39325	SHILLONG	MEGHALAYA	EAST KHASI HIL	63	63	56	7	0	4	38	13	1	0
531	39355	SHILLONG	MIZORAM	SERCHIP	60	57	57	0	0	0	29	28	0	0
532	39357	SHILLONG	MIZORAM	CHAMPHAI	15	15	13	2	0	1	5	5	2	0
533	39358	SHILLONG	MIZORAM	KOLASIB	35	34	34	0	0	2	29	3	0	0
534	39361	SHILLONG	MIZORAM	LAWNGTLAI	7	6	6	0	0	0	4	2	0	0
535	39370	SHILLONG	NAGALAND	KOHIMA	44	43	43	0	0	10	24	9	0	0
536	39372	SHILLONG	NAGALAND	PHEK	35	34	34	0	0	4	25	5	0	0
537	39374	SHILLONG	NAGALAND	MON	36	35	33	2	4	17	12	0	0	0
538	39375	SHILLONG	NAGALAND	DIMAPUR	38	38	35	3	0	10	23	1	1	0
539	39376	SHILLONG	NAGALAND	PEREN	22	22	22	0	0	1	15	6	0	0
540	39377	SHILLONG	NAGALAND	ZUNHEBOTO	31	30	30	0	0	2	17	9	2	0
541	39580	SHILLONG	SIKKIM	WEST SIKKIM	22	22	22	0	0	0	2	17	2	1
542	39581	SHILLONG	SIKKIM	NORTH SIKKIM	48	48	48	0	0	0	10	31	6	1
543	39582	SHILLONG	SIKKIM	SOUTH SIKKIM	43	40	40	0	0	0	16	19	5	0
544	39583	SHILLONG	SIKKIM	EAST SIKKIM	33	32	32	0	0	0	13	15	4	0
545	39586	SHILLONG	TRIPURA	KHOWAI	60	59	58	1	0	0	14	38	6	0
546	39587	SHILLONG	TRIPURA	GOMATI	75	74	64	10	0	0	23	35	6	0
547	39588	SHILLONG	TRIPURA	DHALAI	70	69	64	5	0	0	26	35	3	0
548	39589	SHILLONG	TRIPURA	NORTH TRIPURA	20	20	20	0	0	0	7	11	2	0

24 SUBJECT-WISE LIST OF SUBJECT TOPPERS

STUDENTS SCORED 100% MARKS

CBSE EXAM RESULTS - 2020

Subject Code	Subject Name	Roll	Student's Name	JNV- District	State/UT	Region
	CLASS - X					
014	ASSAMESE	16133213	JUTIKA DAS	NALBARI	ASSAM	SHILLONG
005	BENGALI	16133562	ABU TAHER BARBHUIYA	CACHAR	ASSAM	SHILLONG
005	BENGALI	16163297	AMISA PANDIT	DHALAI	TRIPURA	SHILLONG
005	BENGALI	16162551	ANKITA GUPTA	KHOWAI	TRIPURA	SHILLONG
005	BENGALI	12138890	AVIJNAN BOSE	UTTAR 24 PARGA	W.BENGAL	PATNA
005	BENGALI	16163229	HIMANI CHOWDHURY	GOMATI	TRIPURA	SHILLONG
005	BENGALI	16162569	HRIDAY SARKAR	KHOWAI	TRIPURA	SHILLONG
005	BENGALI	16163236	LAXMI DEBNATH	GOMATI	TRIPURA	SHILLONG
005	BENGALI	12166999	MD KAIEF SAIKH	MURSHIDABAD	W.BENGAL	PATNA
005	BENGALI	16162584	PAPIA MANDAL	KHOWAI	TRIPURA	SHILLONG
005	BENGALI	16163336	PARAMITA BONAJ	DHALAI	TRIPURA	SHILLONG
005	BENGALI	12167013	PROCHETA GHOSH	MURSHIDABAD	W.BENGAL	PATNA
005	BENGALI	12167016	RIMITA SARKAR	MURSHIDABAD	W.BENGAL	PATNA
005	BENGALI	16162607	SATABDI SAHA	KHOWAI	TRIPURA	SHILLONG
005	BENGALI	16163269	SHREYA SAHA	GOMATI	TRIPURA	SHILLONG
005	BENGALI	16162617	SUSMITA DAS	KHOWAI	TRIPURA	SHILLONG
005	BENGALI	16162618	TANIZ ISLAM	KHOWAI	TRIPURA	SHILLONG
184	ENGLISH LANG & LIT	24119356	PARVANA P	ALLEPPY	KERALA	HYDERABAD
184	ENGLISH LNG & LIT.	17250307	AMBIKA	UNA	HP	CHANDIGARH
184	ENGLISH LNG & LIT.	15107503	ASMITA WAGH	AURANGABAD	MAHARASHTRA	PUNE
184	ENGLISH LNG & LIT.	17250298	SIDHARTH SOPORI	UNA	HP	CHANDIGARH
184	ENGLISH LNG & LIT.	18141225	SINCHANA D	HASSAN	KARNATAKA	HYDERABAD
002	HINDI COURSE-A	25164300	AASTHA SHARMA	MUZAFFARNAGAR	UTTAR PRADESH	LUCKNOW
002	HINDI COURSE-A	25102678	ABHISHEK SINGH URIYAL	CHAMPAWAT	UTTARAKHAND	LUCKNOW
002	HINDI COURSE-A	25145888	ADITI	UTTARKASHI	UTTARAKHAND	LUCKNOW
002	HINDI COURSE-A	25100987	AJAY SHARMA	NAINITAL	UTTARAKHAND	LUCKNOW
002	HINDI COURSE-A	25134042	AKRITI	PAURI GARHWAL	UTTARAKHAND	LUCKNOW
002	HINDI COURSE-A	25138182	AMMAR ANWAR	U S NAGAR	UTTARAKHAND	LUCKNOW
002	HINDI COURSE-A	21134002	ANAMIKA GANGWAR	BAREILLY	UTTAR PRADESH	LUCKNOW
002	HINDI COURSE-A	25100403	ANJALI BISHT	ALMORA	UTTARAKHAND	LUCKNOW
002	HINDI COURSE-A	25102722	ANKIT HARISH VISHWAKARMA	CHAMPAWAT	UTTARAKHAND	LUCKNOW
002	HINDI COURSE-A	25102721	ANKIT SINGH BOHRA	CHAMPAWAT	UTTARAKHAND	LUCKNOW
002	HINDI COURSE-A	25152930	ANMOL SAGAR	BIJNOR	UTTAR PRADESH	LUCKNOW
002	HINDI COURSE-A	25115962	ANOOP KRISHWAN	DEHRADUN	UTTARAKHAND	LUCKNOW
002	HINDI COURSE-A	21141163	ANSHU KUMARI	BULANDSHAHAR	UTTAR PRADESH	LUCKNOW
002	HINDI COURSE-A	25138181	ANUSHKA JOSHI	U S NAGAR	UTTARAKHAND	LUCKNOW
002	HINDI COURSE-A	25164316	ARMAN SAIFI	MUZAFFARNAGAR	UTTAR PRADESH	LUCKNOW
002	HINDI COURSE-A	25140932	ARSHAD ALI	MORADABAD	UTTAR PRADESH	CHANDIGARH
002	HINDI COURSE-A	25164318	ARYAN KASHYAP	MUZAFFARNAGAR	UTTAR PRADESH	LUCKNOW
002	HINDI COURSE-A	21225578	ASHISH KUMAR	MEERUT	UTTAR PRADESH	LUCKNOW
002	HINDI COURSE-A	25140935	AYUSH VISHNOI	MORADABAD	UTTAR PRADESH	LUCKNOW
002	HINDI COURSE-A	25164301	BHAVNA	MUZAFFARNAGAR	UTTAR PRADESH	LUCKNOW
002	HINDI COURSE-A	25100447	BHAWANA PAPNAI	ALMORA	UTTARAKHAND	LUCKNOW
002	HINDI COURSE-A	25136255	BHUWAN SINGH RAWAT	RUDRAPRAYAG	UTTARAKHAND	LUCKNOW
002	HINDI COURSE-A	21141165	CHANDNI KUMARI	BULANDSHAHAR	UTTAR PRADESH	LUCKNOW
002	HINDI COURSE-A	25100407	CHARITAVYA PRIYADARSHAN A	ALMORA	UTTARAKHAND	LUCKNOW
002	HINDI COURSE-A	25102684	DEEPAK SINGH BISHT	CHAMPAWAT	UTTARAKHAND	LUCKNOW
002	HINDI COURSE-A	25155280	DEEPANSHU SAINI	J P NAGAR	UTTAR PRADESH	LUCKNOW
002	HINDI COURSE-A	25136257	DEVASHISH NEGI	RUDRAPRAYAG	UTTARAKHAND	LUCKNOW
002	HINDI COURSE-A	25101012	DIKSHA ARYA	NAINITAL	UTTARAKHAND	LUCKNOW
002	HINDI COURSE-A	25140942	FATEH SINGH	MORADABAD	UTTAR PRADESH	LUCKNOW
002	HINDI COURSE-A	25119609	GANESH UNIYAL	HARIDWAR	UTTARAKHAND	LUCKNOW
002	HINDI COURSE-A	25140944	GARGI BHATNAGAR	MORADABAD	UTTAR PRADESH	LUCKNOW
002	HINDI COURSE-A	25136262	GUNGUN ODIYAL	RUDRAPRAYAG	UTTARAKHAND	LUCKNOW
002	HINDI COURSE-A	25136263	HIMANI	RUDRAPRAYAG	UTTARAKHAND	LUCKNOW
002	HINDI COURSE-A	25115969	HIMANSHI NAUTIYAL	DEHRADUN	UTTARAKHAND	LUCKNOW
002	HINDI COURSE-A	25155287	HIMANSHU	J P NAGAR	UTTAR PRADESH	LUCKNOW
002	HINDI COURSE-A	25164321	HIMANSHU SHARMA	MUZAFFARNAGAR	UTTAR PRADESH	LUCKNOW
002	HINDI COURSE-A	25100986	HITESH BISHT	NAINITAL	UTTARAKHAND	LUCKNOW
002	HINDI COURSE-A	25140950	JAYANT	MORADABAD	UTTAR PRADESH	LUCKNOW
002	HINDI COURSE-A	25101016	JITENDRA SINGH BOHRA	NAINITAL	UTTARAKHAND	LUCKNOW
002	HINDI COURSE-A	25102709	KANISHKA KHARKWAL	CHAMPAWAT	UTTARAKHAND	LUCKNOW
002	HINDI COURSE-A	25172492	KHUSHI CHAUDHARY	SAHARANPUR	UTTAR PRADESH	LUCKNOW
002	HINDI COURSE-A	25100995	KOMAL BHATT	NAINITAL	UTTARAKHAND	LUCKNOW
002	HINDI COURSE-A	25102710	LAXMI GARKOTI	CHAMPAWAT	UTTARAKHAND	LUCKNOW
002	HINDI COURSE-A	25138187	MANSI AAGRI	U S NAGAR	UTTARAKHAND	LUCKNOW
002	HINDI COURSE-A	25101007	MANVI JOSHI	NAINITAL	UTTARAKHAND	LUCKNOW
002	HINDI COURSE-A	25135162	MAYANK DASILA	PITHORAGARH	UTTARAKHAND	LUCKNOW
002	HINDI COURSE-A	19119219	MAYANK SHRIVASTAVA	DAMOH	MADHYA PRADESH	BHOPAL
002	HINDI COURSE-A	25102732	MAYANK SINGH MAHRA	CHAMPAWAT	UTTARAKHAND	LUCKNOW
002	HINDI COURSE-A	25140964	MOHAMMAD PARWAAZ	MORADABAD	UTTAR PRADESH	LUCKNOW

Subject Code	Subject Name	Roll	Student's Name	JNV- District	State/UT	Region
002	HINDI COURSE-A	25136276	MOHIT KUMAR	RUDRAPRAYAG	UTTARAKHAND	LUCKNOW
002	HINDI COURSE-A	25100458	MONIKA PANDEY	ALMORA	UTTARAKHAND	LUCKNOW
002	HINDI COURSE-A	25138166	MUSKAN BATHLA	U S NAGAR	UTTARAKHAND	LUCKNOW
002	HINDI COURSE-A	25179962	NANCY GUPTA	SAMBHAL	UTTAR PRADESH	LUCKNOW
002	HINDI COURSE-A	19175133	NANDINI ASATI	SAGAR	MADHYA PRADESH	BHOPAL
002	HINDI COURSE-A	25100416	NEHA DHYANI	ALMORA	UTTARAKHAND	LUCKNOW
002	HINDI COURSE-A	25102670	NIDHI PACHAULI	CHAMPAWAT	UTTARAKHAND	LUCKNOW
002	HINDI COURSE-A	21180835	NIRANKAR MISHRA	GHAZIABAD	UTTAR PRADESH	LUCKNOW
002	HINDI COURSE-A	25101013	NIRMAL JOSHI	NAINITAL	UTTARAKHAND	LUCKNOW
002	HINDI COURSE-A	25100417	NIRMALA SANGELA	ALMORA	UTTARAKHAND	LUCKNOW
002	HINDI COURSE-A	25136431	OM BAGRI	TEHRI GARHWAL	UTTARAKHAND	LUCKNOW
002	HINDI COURSE-A	25155303	PALAK YADAV	J P NAGAR	UTTAR PRADESH	LUCKNOW
002	HINDI COURSE-A	25179967	PAWAN KUMAR	SAMBHAL	UTTAR PRADESH	LUCKNOW
002	HINDI COURSE-A	25101001	PRACHI RANA	NAINITAL	UTTARAKHAND	LUCKNOW
002	HINDI COURSE-A	25100998	PREETI KANYAL	NAINITAL	UTTARAKHAND	LUCKNOW
002	HINDI COURSE-A	25102713	PRIYA GANGWAR	CHAMPAWAT	UTTARAKHAND	LUCKNOW
002	HINDI COURSE-A	25136284	PRIYA NEGI	RUDRAPRAYAG	UTTARAKHAND	LUCKNOW
002	HINDI COURSE-A	25138195	PRIYA SINGH	U S NAGAR	UTTARAKHAND	LUCKNOW
002	HINDI COURSE-A	11209891	PRIYANKA YADAV	TONK	RAJASTHAN	JAIPUR
002	HINDI COURSE-A	25138171	RAJNISH KAUR	U S NAGAR	UTTARAKHAND	LUCKNOW
002	HINDI COURSE-A	22110251	REKHA KUMARI	BEGUSARAI	BIHAR	PATNA
002	HINDI COURSE-A	25119622	RUKMESH	HARIDWAR	UTTARAKHAND	LUCKNOW
002	HINDI COURSE-A	25100423	SAGAR SINGH NEGI	ALMORA	UTTARAKHAND	LUCKNOW
002	HINDI COURSE-A	25152915	SAMEER AHMAD	BIJNOR	UTTAR PRADESH	LUCKNOW
002	HINDI COURSE-A	21134063	SANYA PRASAD	BAREILLY	UTTAR PRADESH	LUCKNOW
002	HINDI COURSE-A	25102714	SAPNA BISHT	CHAMPAWAT	UTTARAKHAND	LUCKNOW
002	HINDI COURSE-A	21141185	SAURABH BHARTIYA	BULANDSHAHAR	UTTAR PRADESH	LUCKNOW
002	HINDI COURSE-A	25102697	SAURABH SINGH CHAUHAN	CHAMPAWAT	UTTARAKHAND	LUCKNOW
002	HINDI COURSE-A	25172506	SHIKHA PANWAR	SAHARANPUR	UTTAR PRADESH	LUCKNOW
002	HINDI COURSE-A	25155318	SHINU TYAGI	J P NAGAR	UTTAR PRADESH	LUCKNOW
002	HINDI COURSE-A	23158040	SHIVAM VERMA	GORAKHPUR	UTTAR PRADESH	LUCKNOW
002	HINDI COURSE-A	21180845	SHIVANI	GHAZIABAD	UTTAR PRADESH	LUCKNOW
002	HINDI COURSE-A	25164305	SHIVI BALIYAN	MUZAFFARNAGAR	UTTAR PRADESH	LUCKNOW
002	HINDI COURSE-A	25115989	SHRADDHA MEHRA	DEHRADUN	UTTARAKHAND	LUCKNOW
002	HINDI COURSE-A	12136783	SHRADDHA SUMAN NAYAK	SUNDARGARH	ODISHA	BHOPAL
002	HINDI COURSE-A	25115974	SONIA SUTHAR	DEHRADUN	UTTARAKHAND	LUCKNOW
002	HINDI COURSE-A	25100977	SUBHAM SINGH BORA	NAINITAL	UTTARAKHAND	LUCKNOW
002	HINDI COURSE-A	25100425	SUNIL KUMAR	ALMORA	UTTARAKHAND	LUCKNOW
002	HINDI COURSE-A	25101022	SURYANSH SHARMA	NAINITAL	UTTARAKHAND	LUCKNOW
002	HINDI COURSE-A	25164306	TANVI DHIRAN	MUZAFFARNAGAR	UTTAR PRADESH	LUCKNOW
002	HINDI COURSE-A	25102740	TARUN CHATURVEDI	CHAMPAWAT	UTTARAKHAND	LUCKNOW
002	HINDI COURSE-A	19166819	TARUN GUPTA	NEEMUCH	MADHYA PRADESH	BHOPAL
002	HINDI COURSE-A	25164307	TEJASVINI CHAUDHARY	MUZAFFARNAGAR	UTTAR PRADESH	LUCKNOW
002	HINDI COURSE-A	21141187	TUSHAR DUHAN	BULANDSHAHAR	UTTAR PRADESH	LUCKNOW
002	HINDI COURSE-A	25155330	UMAKSHI CHAUHAN	J P NAGAR	UTTAR PRADESH	LUCKNOW
002	HINDI COURSE-A	19175106	UMESH SINGH GOUND	SAGAR	MADHYA PRADESH	BHOPAL
002	HINDI COURSE-A	25101009	VARSHA SHARMA	NAINITAL	UTTARAKHAND	LUCKNOW
002	HINDI COURSE-A	25155332	VICHITRA KATARIYA	J P NAGAR	UTTAR PRADESH	LUCKNOW
002	HINDI COURSE-A	21145311	VIDUSHI GUPTA	ETAH	UTTAR PRADESH	LUCKNOW
002	HINDI COURSE-A	21145313	VIKAS KUMAR	ETAH	UTTAR PRADESH	LUCKNOW
002	HINDI COURSE-A	25164310	VISHAKHA	MUZAFFARNAGAR	UTTAR PRADESH	LUCKNOW
002	HINDI COURSE-A	25100435	YASH ALMIYA	ALMORA	UTTARAKHAND	LUCKNOW
002	HINDI COURSE-A	21180896	YASH TYAGI	GHAZIABAD	UTTAR PRADESH	LUCKNOW
085	HINDI COURSE-B	13199978	AVNEET KAUR	TARAN TARAN	PUNJAB	CHANDIGARH
085	HINDI COURSE-B	13116225	BALJEET KAUR	FARIDKOT	PUNJAB	CHANDIGARH
085	HINDI COURSE-B	13177595	DAMANPREET KAUR	PATHANKOT	PUNJAB	CHANDIGARH
085	HINDI COURSE-B	13116226	HUSANPREET KAUR	FARIDKOT	PUNJAB	CHANDIGARH
085	HINDI COURSE-B	13116253	MANVEER KAUR	FARIDKOT	PUNJAB	CHANDIGARH
085	HINDI COURSE-B	11105022	SAVALIA YASH PRAGAJIBHAI	AMRELI	GUJARAT	PUNE
085	HINDI COURSE-B	15112758	SHREYASH BODANE	CHANDRAPUR	MAHARASHTRA	PUNE
085	HINDI COURSE-B	16120380	SHRUTI SINGH	LOWER SUBANSIR	ARUNACHAL PRAD	SHILLONG
015	KANNADA	18107554	ABHISHEKA B B	BANGLORE URBAN	KARNATAKA	HYDERABAD
015	KANNADA	18155502	AISHWARYA S UPPALADINNI	BIJAPUR	KARNATAKA	HYDERABAD
015	KANNADA	18154982	ANJANA SEETARAM HEGDE	N.CANARA	KARNATAKA	HYDERABAD
015	KANNADA	18155452	BASAVACHETAN B IBRAHIMPUR	BIJAPUR	KARNATAKA	HYDERABAD
015	KANNADA	18156388	BHAGYASHREE B RATHOD	YADAGERE	KARNATAKA	HYDERABAD
015	KANNADA	18155505	BHAGYASHREE S YALAVAR	BIJAPUR	KARNATAKA	HYDERABAD
015	KANNADA	18145443	DAVAN A	MANDYA	KARNATAKA	HYDERABAD
015	KANNADA	18156314	GIREESH B GOUNDI	YADAGERE	KARNATAKA	HYDERABAD
015	KANNADA	18107535	HARISHA B C	BANGLORE URBAN	KARNATAKA	HYDERABAD
015	KANNADA	18145448	HARSHITHA H K	MANDYA	KARNATAKA	HYDERABAD
015	KANNADA	18107539	LIKHITHA A	BANGLORE URBAN	KARNATAKA	HYDERABAD
015	KANNADA	18145460	MADHUSUDANA M	MANDYA	KARNATAKA	HYDERABAD
015	KANNADA	18154077	MANVITHA M PUTHU	UDIPPI	KARNATAKA	HYDERABAD
015	KANNADA	18107547	NAGENDRA V	BANGLORE URBAN	KARNATAKA	HYDERABAD
015	KANNADA	18135045	NANDANA RAVI K	SOUTH CANARA	KARNATAKA	HYDERABAD
015	KANNADA	18135048	PAVAN Y D G	SOUTH CANARA	KARNATAKA	HYDERABAD
015	KANNADA	18153045	POORNASHREE B N	TUMKUR	KARNATAKA	HYDERABAD
015	KANNADA	18130560	PRAMOD B BELAGALI	BELGAUM	KARNATAKA	HYDERABAD
015	KANNADA	18150122	RAKSHITA NAIK	RAICHUR	KARNATAKA	HYDERABAD

Subject Code	Subject Name	Roll	Student's Name	JNV- District	State/UT	Region
015	KANNADA	18156361	S NAVEEN	YADAGERE	KARNATAKA	HYDERABAD
015	KANNADA	18145475	SACHITH GOWDA S R	MANDYA	KARNATAKA	HYDERABAD
015	KANNADA	18138658	SAHANA D GOUDAPPANAVAR	DHARWAD	KARNATAKA	HYDERABAD
015	KANNADA	18145482	SHASHANK GOWDA L	MANDYA	KARNATAKA	HYDERABAD
015	KANNADA	18155492	SOMANING S CHIKKODI	BIJAPUR	KARNATAKA	HYDERABAD
015	KANNADA	18138671	SONIYA C PATIL	DHARWAD	KARNATAKA	HYDERABAD
015	KANNADA	18154104	SUSHMITHA	UDIPPI	KARNATAKA	HYDERABAD
015	KANNADA	18155530	TEJASHWINI M ATHANI	BIJAPUR	KARNATAKA	HYDERABAD
015	KANNADA	18135067	VARUN K	SOUTH CANARA	KARNATAKA	HYDERABAD
015	KANNADA	18150127	VEERESH NAYAK	RAICHUR	KARNATAKA	HYDERABAD
012	MALAYALAM	24167437	AKHILA A	CANNANORE	KERALA	HYDERABAD
012	MALAYALAM	24163097	ANANYA S VINCENT	WYNAD	KERALA	HYDERABAD
012	MALAYALAM	24119297	ARUNDHATHI A R	ALLEPPY	KERALA	HYDERABAD
012	MALAYALAM	24140078	M NEERAJA NOWSHAN	ERNAKULAM	KERALA	HYDERABAD
012	MALAYALAM	24130532	NIYA SUNIL	IDUKKI	KERALA	HYDERABAD
009	MARATHI	15102162	ABHISHEK ARJUN LONDHE	AHMEDNAGAR	MAHARASHTRA	PUNE
009	MARATHI	15120192	ABHISHEK SARKATE	JALNA	MAHARASHTRA	PUNE
009	MARATHI	15120926	ADARSH ARJUN KAMBLE	KOLHAPUR	MAHARASHTRA	PUNE
009	MARATHI	15164350	ADITYA LAXMAN SUTAR	SATARA	MAHARASHTRA	PUNE
009	MARATHI	15163392	ADITYA MANOJKUMAR PATIL	SANGLI	MAHARASHTRA	PUNE
009	MARATHI	15120195	ADITYA RAUT	JALNA	MAHARASHTRA	PUNE
009	MARATHI	15120927	ADITYA SHAILESH KAPARE	KOLHAPUR	MAHARASHTRA	PUNE
009	MARATHI	15120928	ADITYA VINAYAK TAWARE	KOLHAPUR	MAHARASHTRA	PUNE
009	MARATHI	15120887	AJAY GANPATI KAMBLE	KOLHAPUR	MAHARASHTRA	PUNE
009	MARATHI	15120197	AJINKYA KALE	JALNA	MAHARASHTRA	PUNE
009	MARATHI	15164385	AKANKSHA NITIN DIXIT	SATARA	MAHARASHTRA	PUNE
009	MARATHI	15120925	AKANKSHA VIJAY SORAP	KOLHAPUR	MAHARASHTRA	PUNE
009	MARATHI	15176196	AKHIL IKHAR	YAVATMAL	MAHARASHTRA	PUNE
009	MARATHI	15120888	AMAR JAYDRATH DESAI	KOLHAPUR	MAHARASHTRA	PUNE
009	MARATHI	15120889	ANIKET ANANDA DIWAN	KOLHAPUR	MAHARASHTRA	PUNE
009	MARATHI	15167022	ANIKET HEMA GAWARI	SOLAPUR	MAHARASHTRA	PUNE
009	MARATHI	15120201	ANJALI GAIKWAD	JALNA	MAHARASHTRA	PUNE
009	MARATHI	15112701	ANJALI WATHE	CHANDRAPUR	MAHARASHTRA	PUNE
009	MARATHI	15109681	ANKITA SUSAR	BULDANA	MAHARASHTRA	PUNE
009	MARATHI	15146936	ARATI RAJENDRA SHINDE	PARBHANI	MAHARASHTRA	PUNE
009	MARATHI	15102172	ARINJAY BALASAHEB ROHOKAL	AHMEDNAGAR	MAHARASHTRA	PUNE
009	MARATHI	15115139	ARYA UDDHAV WARE	GADCHIROLI	MAHARASHTRA	PUNE
009	MARATHI	15120931	ATHARVA SHRIKANT KULKARNI	KOLHAPUR	MAHARASHTRA	PUNE
009	MARATHI	15117061	BHAVESH MAHENDRANATH RAI	GONDIA	MAHARASHTRA	PUNE
009	MARATHI	15118734	BHAVESH PATIL	JALGAON	MAHARASHTRA	PUNE
009	MARATHI	15146024	CHETANA KALYANSING THOKE	NASIK	MAHARASHTRA	PUNE
009	MARATHI	15120933	DARSHANA UTTAM PATIL	KOLHAPUR	MAHARASHTRA	PUNE
009	MARATHI	15147010	DIKSHA NANDKISHOR DHANMA	PARBHANI	MAHARASHTRA	PUNE
009	MARATHI	15118740	DIVYA JADHAV	JALGAON	MAHARASHTRA	PUNE
009	MARATHI	15103047	DIVYAL SHARAD SURSE	WASHIM	MAHARASHTRA	PUNE
009	MARATHI	15103048	DIVYANI GAJANAN GAWANDE	WASHIM	MAHARASHTRA	PUNE
009	MARATHI	15167052	DNYANESHWAR MANIK KHUNE	SOLAPUR	MAHARASHTRA	PUNE
009	MARATHI	15123078	DNYANESHWARI PADOLE	LATUR	MAHARASHTRA	PUNE
009	MARATHI	15120206	GANESH JADHAV	JALNA	MAHARASHTRA	PUNE
009	MARATHI	15176212	GAURAV KUMBARWAR	YAVATMAL	MAHARASHTRA	PUNE
009	MARATHI	15107518	GAYATRI DHANURE	AURANGABAD	MAHARASHTRA	PUNE
009	MARATHI	15120214	KALYANI ILAG	JALNA	MAHARASHTRA	PUNE
009	MARATHI	15118758	KIMAYA KADAM	JALGAON	MAHARASHTRA	PUNE
009	MARATHI	15167031	KOMAL SHIVAJI HOTE	SOLAPUR	MAHARASHTRA	PUNE
009	MARATHI	15103056	KOMAL VISHNU INGLE	WASHIM	MAHARASHTRA	PUNE
009	MARATHI	15107493	KRUTIKA PINGALKAR	AURANGABAD	MAHARASHTRA	PUNE
009	MARATHI	15115185	LAWANYA RAJU YELLEWAR	GADCHIROLI	MAHARASHTRA	PUNE
009	MARATHI	15147012	MADHAVI MADHAV DHANDE	PARBHANI	MAHARASHTRA	PUNE
009	MARATHI	15118763	MANASI SONAWANE	JALGAON	MAHARASHTRA	PUNE
009	MARATHI	15160777	MANSI AMOL SHINDE	PUNE	MAHARASHTRA	PUNE
009	MARATHI	15112727	MOHINI AGADE	CHANDRAPUR	MAHARASHTRA	PUNE
009	MARATHI	15118765	MRUNAL PATIL	JALGAON	MAHARASHTRA	PUNE
009	MARATHI	15167034	MUKTA NAGNATH HELKAR	SOLAPUR	MAHARASHTRA	PUNE
009	MARATHI	15143378	NAGESHRI SURYSHEKHAR	NANDED	MAHARASHTRA	PUNE
009	MARATHI	15102188	NAMRATA GANGARAM PAWAR	AHMEDNAGAR	MAHARASHTRA	PUNE
009	MARATHI	15102852	NIKITA BAND	AKOLA	MAHARASHTRA	PUNE
009	MARATHI	15120901	NIRANJAN DIPAK KHARADE	KOLHAPUR	MAHARASHTRA	PUNE
009	MARATHI	15112733	NISHAD GAIKWAD	CHANDRAPUR	MAHARASHTRA	PUNE
009	MARATHI	15108154	OM HAJARE	BEED	MAHARASHTRA	PUNE
009	MARATHI	15109659	OM NAGRE	BULDANA	MAHARASHTRA	PUNE
009	MARATHI	15118770	OM SURYAWANSHI	JALGAON	MAHARASHTRA	PUNE
009	MARATHI	15120902	OMKAR PARASHARAM KAMBLE	KOLHAPUR	MAHARASHTRA	PUNE
009	MARATHI	15120937	ONKAR DAGADU KUMBHAR	KOLHAPUR	MAHARASHTRA	PUNE
009	MARATHI	15120938	PALLAVI RAJENDRA RANAMALE	KOLHAPUR	MAHARASHTRA	PUNE
009	MARATHI	15146034	PARTH EKNATH MAHAJAN	NASIK	MAHARASHTRA	PUNE
009	MARATHI	15146910	PRACHI MAHADEV WAGHMARE	OSMANABAD	MAHARASHTRA	PUNE
009	MARATHI	15160779	PRADNYA MANOHAR KAMBLE	PUNE	MAHARASHTRA	PUNE
009	MARATHI	15120905	PRADNYA MANSING BHOSALE	KOLHAPUR	MAHARASHTRA	PUNE
009	MARATHI	15164381	PRADNYA PRAKASH SHINDE	SATARA	MAHARASHTRA	PUNE
009	MARATHI	15118778	PRAJKTA JAMDHADE	JALGAON	MAHARASHTRA	PUNE

Subject Code	Subject Name	Roll	Student's Name	JNV- District	State/UT	Region
009	MARATHI	15112741	PRAJWAL GAVHARE	CHANDRAPUR	MAHARASHTRA	PUNE
009	MARATHI	15168847	PRAMILA RESHMA CHAURE	THANE	MAHARASHTRA	PUNE
009	MARATHI	15120940	PRANITA SURESH GAVALI	KOLHAPUR	MAHARASHTRA	PUNE
009	MARATHI	15109648	PRANJAL MAHER	BULDANA	MAHARASHTRA	PUNE
009	MARATHI	15162653	PRASHANT VITTHAL BOGULWAI	RATNAGIRI	MAHARASHTRA	PUNE
009	MARATHI	15162616	PREM SUDHAKAR DAVARE	RATNAGIRI	MAHARASHTRA	PUNE
009	MARATHI	15112744	PRERNA POPATE	CHANDRAPUR	MAHARASHTRA	PUNE
009	MARATHI	15120942	PRITI KRISHNAT KAMBLE	KOLHAPUR	MAHARASHTRA	PUNE
009	MARATHI	15112745	PRITI SALAM	CHANDRAPUR	MAHARASHTRA	PUNE
009	MARATHI	15164353	PRIYA BALASAHEB KHANDEKAI	SATARA	MAHARASHTRA	PUNE
009	MARATHI	15146027	PRIYANKA NANDAKUMAR GAIK	NASIK	MAHARASHTRA	PUNE
009	MARATHI	15120943	PRUTHVIRAJ BHIKAJI SURYAVA	KOLHAPUR	MAHARASHTRA	PUNE
009	MARATHI	15145998	PUSHKARAJ SURESH SAWKAR	NASIK	MAHARASHTRA	PUNE
009	MARATHI	15118779	RAGHAVI SURYAWANSHI	JALGAON	MAHARASHTRA	PUNE
009	MARATHI	15108157	RAHUL GHUGE	BEED	MAHARASHTRA	PUNE
009	MARATHI	15120944	RAJ RAHUL PATIL	KOLHAPUR	MAHARASHTRA	PUNE
009	MARATHI	15145992	RAJESHWARI KIRAN KULKARNI	NASIK	MAHARASHTRA	PUNE
009	MARATHI	15120945	RAJROHAN MOHAN KAMBLE	KOLHAPUR	MAHARASHTRA	PUNE
009	MARATHI	15112747	REVA MANGAR	CHANDRAPUR	MAHARASHTRA	PUNE
009	MARATHI	15120946	ROHINI SUNIL KAMBLE	KOLHAPUR	MAHARASHTRA	PUNE
009	MARATHI	15160798	ROHIT SANTOSH RAUT	PUNE	MAHARASHTRA	PUNE
009	MARATHI	15120947	ROHIT VINAYAK KAMBLE	KOLHAPUR	MAHARASHTRA	PUNE
009	MARATHI	15143391	ROSHAN PAWAR	NANDED	MAHARASHTRA	PUNE
009	MARATHI	15103079	RUCHA RUPESH MAHAKAL	WASHIM	MAHARASHTRA	PUNE
009	MARATHI	15167074	RUPALI AJINATH BADE	SOLAPUR	MAHARASHTRA	PUNE
009	MARATHI	15120236	RUPALI GOMALADU	JALNA	MAHARASHTRA	PUNE
009	MARATHI	15146925	RUSHIKESH APPASAHEB JADHA	OSMANABAD	MAHARASHTRA	PUNE
009	MARATHI	15120238	RUTESH WAGHMARE	JALNA	MAHARASHTRA	PUNE
009	MARATHI	15146866	RUTUJA SANJAY DHONE	OSMANABAD	MAHARASHTRA	PUNE
009	MARATHI	15163381	RUTUJA SANTOSH KALE	SANGLI	MAHARASHTRA	PUNE
009	MARATHI	15143393	RUTUJA SHELKE	NANDED	MAHARASHTRA	PUNE
009	MARATHI	15102810	RUTUJA YEUL	AKOLA	MAHARASHTRA	PUNE
009	MARATHI	15102206	SABIHA RIYAJKHAN PATHAN	AHMEDNAGAR	MAHARASHTRA	PUNE
009	MARATHI	15120239	SACHIN GAYAKE	JALNA	MAHARASHTRA	PUNE
009	MARATHI	15120240	SAGAR MULE	JALNA	MAHARASHTRA	PUNE
009	MARATHI	15115212	SAHIL ISHWAR BHADKE	GADCHIROLI	MAHARASHTRA	PUNE
009	MARATHI	15120910	SAI RAJENDRA MALAP	KOLHAPUR	MAHARASHTRA	PUNE
009	MARATHI	15167075	SAI SHAHAJI PATIL	SOLAPUR	MAHARASHTRA	PUNE
009	MARATHI	15147162	SAKSHAM KARANDE	HINGOLI	MAHARASHTRA	PUNE
009	MARATHI	15107453	SAKSHEE TOMAR	AURANGABAD	MAHARASHTRA	PUNE
009	MARATHI	15115190	SAKSHI GANESH GANYARPAWA	GADCHIROLI	MAHARASHTRA	PUNE
009	MARATHI	15160782	SAKSHI JANARDAN MARBHAL	PUNE	MAHARASHTRA	PUNE
009	MARATHI	15164392	SAKSHI MAHENDRA BHOSALE	SATARA	MAHARASHTRA	PUNE
009	MARATHI	15102793	SAKSHI SAWANDKAR	AKOLA	MAHARASHTRA	PUNE
009	MARATHI	15167038	SAKSHI SHARAD DESHMUKH	SOLAPUR	MAHARASHTRA	PUNE
009	MARATHI	15103082	SAKSHI UDDHAO KALE	WASHIM	MAHARASHTRA	PUNE
009	MARATHI	15163379	SAMIDHA POPAT KADAM	SANGLI	MAHARASHTRA	PUNE
009	MARATHI	15145989	SAMIKSHA GOPAL DEORE	NASIK	MAHARASHTRA	PUNE
009	MARATHI	15103084	SAMIKSHA PRAMOD DESHMUKH	WASHIM	MAHARASHTRA	PUNE
009	MARATHI	15160762	SAMRUDDHI BHAUSAHEB RAWA	PUNE	MAHARASHTRA	PUNE
009	MARATHI	15120911	SAMRUDDHI NETAJI PATIL	KOLHAPUR	MAHARASHTRA	PUNE
009	MARATHI	15120949	SAMRUDDHI SARJERAO PATIL	KOLHAPUR	MAHARASHTRA	PUNE
009	MARATHI	15167041	SANGRAM TANAJI MALI	SOLAPUR	MAHARASHTRA	PUNE
009	MARATHI	15164373	SANIYA SAMEER SHIKALGAR	SATARA	MAHARASHTRA	PUNE
009	MARATHI	15109645	SANJANA VARADE	BULDANA	MAHARASHTRA	PUNE
009	MARATHI	15109691	SANKET DEBAJE	BULDANA	MAHARASHTRA	PUNE
009	MARATHI	15120912	SANKET SADASHIV CHOUGULE	KOLHAPUR	MAHARASHTRA	PUNE
009	MARATHI	15160783	SANSKRUTI ROHIDAS GODE	PUNE	MAHARASHTRA	PUNE
009	MARATHI	15167042	SANTOSHI GANESH SHINDE	SOLAPUR	MAHARASHTRA	PUNE
009	MARATHI	15120246	SAPNA DHAWLE	JALNA	MAHARASHTRA	PUNE
009	MARATHI	15102212	SARTHAK BHIWAJI KOLEKAR	AHMEDNAGAR	MAHARASHTRA	PUNE
009	MARATHI	15102211	SARTHAK RAMCHANDRA KANA	AHMEDNAGAR	MAHARASHTRA	PUNE
009	MARATHI	15120913	SATYAJIT SHAHAJI PATIL	KOLHAPUR	MAHARASHTRA	PUNE
009	MARATHI	15108209	SAYALI HUMBE	BEED	MAHARASHTRA	PUNE
009	MARATHI	15146901	SHIVANI SANTOSH JADHAV	OSMANABAD	MAHARASHTRA	PUNE
009	MARATHI	15120915	SHIVANJALI MANOHAR SUTAR	KOLHAPUR	MAHARASHTRA	PUNE
009	MARATHI	15120248	SHIWANI LOKHANDE	JALNA	MAHARASHTRA	PUNE
009	MARATHI	15160738	SHRADDHA NITIN DAFAL	PUNE	MAHARASHTRA	PUNE
009	MARATHI	15120916	SHREYA GANPATI ADSUL	KOLHAPUR	MAHARASHTRA	PUNE
009	MARATHI	15176257	SHREYA KORE	YAVATMAL	MAHARASHTRA	PUNE
009	MARATHI	15163450	SHREYA NANASO PATIL	SANGLI	MAHARASHTRA	PUNE
009	MARATHI	15160739	SHREYA SURESH LOKHANDE	PUNE	MAHARASHTRA	PUNE
009	MARATHI	15102221	SHREYANKA BHAUSAHEB GAWA	AHMEDNAGAR	MAHARASHTRA	PUNE
009	MARATHI	15162624	SHREYAS SUHAS KADGE	RATNAGIRI	MAHARASHTRA	PUNE
009	MARATHI	15108148	SHRUTI SHAHANE	BEED	MAHARASHTRA	PUNE
009	MARATHI	15174013	SNEHAL M BORKAR	WARDHA	MAHARASHTRA	PUNE
009	MARATHI	15112761	SNUSHI TABHANE	CHANDRAPUR	MAHARASHTRA	PUNE
009	MARATHI	15118793	SRUSHTI PATIL	JALGAON	MAHARASHTRA	PUNE
009	MARATHI	15116266	SUBHAM SHYAM GHURE	VALPOI	GOA	PUNE
009	MARATHI	15120918	SUJAL DADASAHEB KATTE	KOLHAPUR	MAHARASHTRA	PUNE

Subject Code	Subject Name	Roll	Student's Name	JNV- District	State/UT	Region
009	MARATHI	15147002	SUMEDH VINODKUMAR DONGR	PARBHANI	MAHARASHTRA	PUNE
009	MARATHI	15120919	SUMIT ANANDA KAMBLE	KOLHAPUR	MAHARASHTRA	PUNE
009	MARATHI	15168851	SUPRIYA SANJAY PATHARE	THANE	MAHARASHTRA	PUNE
009	MARATHI	15120952	SURAJ SUBHASH TONDALE	KOLHAPUR	MAHARASHTRA	PUNE
009	MARATHI	15108211	SURAKSHA SURYAWANSHI	BEED	MAHARASHTRA	PUNE
009	MARATHI	15162669	SWARUPA PRAKASH GOSAVI	RATNAGIRI	MAHARASHTRA	PUNE
009	MARATHI	15118795	TANAY CHAVAN	JALGAON	MAHARASHTRA	PUNE
009	MARATHI	15120922	TANVI NETAJI MAGDUM	KOLHAPUR	MAHARASHTRA	PUNE
009	MARATHI	15102229	TEJAS KIRAN SANGLE	AHMEDNAGAR	MAHARASHTRA	PUNE
009	MARATHI	15120954	TEJASWINI BABAN KURADE	KOLHAPUR	MAHARASHTRA	PUNE
009	MARATHI	15165913	TEJSWINEE MAHADEV JAMBHAI	SINDHUDURG	MAHARASHTRA	PUNE
009	MARATHI	15147003	TUSHAR HANVATA MUKHMAHA	PARBHANI	MAHARASHTRA	PUNE
009	MARATHI	15161813	UMAIR MANSOORALI PANSARE	RAIGAD	MAHARASHTRA	PUNE
009	MARATHI	15109701	UMESH SONUNE	BULDANA	MAHARASHTRA	PUNE
009	MARATHI	15176264	VAIDEHI THAKARE	YAVATMAL	MAHARASHTRA	PUNE
009	MARATHI	15143416	VAISHNAVI KADAM	NANDED	MAHARASHTRA	PUNE
009	MARATHI	15102233	VAISHNAVI NANDKUMAR AUTI	AHMEDNAGAR	MAHARASHTRA	PUNE
009	MARATHI	15160785	VAISHNAVI RAJENDRA GUPTA	PUNE	MAHARASHTRA	PUNE
009	MARATHI	15120958	VAISHNAVI VITTHAL GAVADE	KOLHAPUR	MAHARASHTRA	PUNE
009	MARATHI	15164383	VARAD KRISHNAT BAGAL	SATARA	MAHARASHTRA	PUNE
009	MARATHI	15102234	VEDANT KUSHINATH BARDE	AHMEDNAGAR	MAHARASHTRA	PUNE
009	MARATHI	15174020	VEDANT M DATEY	WARDHA	MAHARASHTRA	PUNE
009	MARATHI	15147155	VEDIKA SATPUTE	HINGOLI	MAHARASHTRA	PUNE
009	MARATHI	15102235	VEDIKA VIJAYKUMAR DENGALE	AHMEDNAGAR	MAHARASHTRA	PUNE
009	MARATHI	15120261	VISHAKHA BAWASKAR	JALNA	MAHARASHTRA	PUNE
009	MARATHI	15160769	VISHAKHA BHANUDAS SABALE	PUNE	MAHARASHTRA	PUNE
009	MARATHI	15164352	VISHWANJALI SHASHIKANT JAM	SATARA	MAHARASHTRA	PUNE
009	MARATHI	15120924	VIVEK BALAVANT KAMBLE	KOLHAPUR	MAHARASHTRA	PUNE
009	MARATHI	15109640	VIVEK RATHI	BULDANA	MAHARASHTRA	PUNE
241	MATHEMATICS BASIC	15120928	ADITYA VINAYAK TAWARE	KOLHAPUR	MAHARASHTRA	PUNE
241	MATHEMATICS BASIC	24140091	ANN MARIA	ERNAKULAM	KERALA	HYDERABAD
241	MATHEMATICS BASIC	11134160	CHANDAN PRAJAPAT	AJMER	RAJASTHAN	JAIPUR
241	MATHEMATICS BASIC	11194961	DEEPAK KUMAR	KOTA	RAJASTHAN	JAIPUR
241	MATHEMATICS BASIC	16127431	DILRUBA AKTER	CHIRANG	ASSAM	SHILLONG
241	MATHEMATICS BASIC	12141643	ESHA GHOSH	BANKURA	W.BENGAL	PATNA
241	MATHEMATICS BASIC	11148652	GAJENDRA SINGH RAJAWAT	BUNDI	RAJASTHAN	JAIPUR
241	MATHEMATICS BASIC	12153042	INDRANIL KHAMRUI	HOOGHLY	W.BENGAL	PATNA
241	MATHEMATICS BASIC	11152309	MAHENDRA SINGH MEENA	DAUSA	RAJASTHAN	JAIPUR
241	MATHEMATICS BASIC	12190233	MANISH PATEL	RAIGARH	CHHATTISGARH	BHOPAL
241	MATHEMATICS BASIC	12141651	MANISHA BEPARI	BANKURA	W.BENGAL	PATNA
241	MATHEMATICS BASIC	11142606	MANVENDRA	BHARATPUR	RAJASTHAN	JAIPUR
241	MATHEMATICS BASIC	15168845	MRUNALI ANANT BHONDIWALE	THANE	MAHARASHTRA	PUNE
241	MATHEMATICS BASIC	12190240	NEHA CHOUDHARY	RAIGARH	CHHATTISGARH	BHOPAL
241	MATHEMATICS BASIC	23252106	PRANSHI RAHI	SITAPUR-II	UTTAR PRADESH	LUCKNOW
241	MATHEMATICS BASIC	12168846	PRANTIK SUBHRA CHOUDHURY	DAKSHIN DINAJP	W.BENGAL	PATNA
241	MATHEMATICS BASIC	19101009	PRATHAM SINGH MANDLOI	BARWANI	MADHYA PRADESH	BHOPAL
241	MATHEMATICS BASIC	11205103	PRAVEENA KUMARI	SIROHI	RAJASTHAN	JAIPUR
241	MATHEMATICS BASIC	22123543	PRERNA SINGH	BUXAR	BIHAR	PATNA
241	MATHEMATICS BASIC	12148410	PURUSOTTAM PASWAN	BURDWAN	W.BENGAL	PATNA
241	MATHEMATICS BASIC	11194937	RONAK KUMAWAT	KOTA	RAJASTHAN	JAIPUR
241	MATHEMATICS BASIC	25102672	SANDHYA RANI	CHAMPAWAT	UTTARAKHAND	LUCKNOW
241	MATHEMATICS BASIC	22167325	SHIVAM RAJ	MUZAFFARPUR	BIHAR	PATNA
241	MATHEMATICS BASIC	12116322	SOBHASHREE DASH	PHULBANI	ODISHA	BHOPAL
241	MATHEMATICS BASIC	11176160	SURYANSH TANK	JHALAWAR	RAJASTHAN	JAIPUR
241	MATHEMATICS BASIC	16133204	TINA BARMAN	NALBARI	ASSAM	SHILLONG
241	MATHEMATICS BASIC	12170093	VARSHIT KUMAR NAVIK	BASTAR	CHHATTISGARH	BHOPAL
241	MATHEMATICS BASIC	15147212	VINAYA ALDINGE	HINGOLI	MAHARASHTRA	PUNE
041	MATHEMATICS STANDA	16132567	A H MD AMANULLAH	KARIMGANJ	ASSAM	SHILLONG
041	MATHEMATICS STANDA	17230957	AARAV SINGH	YAMUNANAGAR	HARYANA	JAIPUR
041	MATHEMATICS STANDA	23250025	ABDUL BASEER	SIDDHARTH NAGA	UTTAR PRADESH	LUCKNOW
041	MATHEMATICS STANDA	15141810	ABHAY GUPTA	NAGPUR	MAHARASHTRA	PUNE
041	MATHEMATICS STANDA	17237388	ABHAY JASWAL	HAMIRPUR	HP	CHANDIGARH
041	MATHEMATICS STANDA	23145485	ABHAY TRIPATHI	FATEHPUR	UTTAR PRADESH	LUCKNOW
041	MATHEMATICS STANDA	12101026	ABHIMANYU DAS	ANGUL	ODISHA	BHOPAL
041	MATHEMATICS STANDA	20220064	ABHINAYA SIRIPURAPU	SRIKAKULAM	A.P	HYDERABAD
041	MATHEMATICS STANDA	12112567	ABHIPSA NAYAK	JAGATSINGHPUR	ODISHA	BHOPAL
041	MATHEMATICS STANDA	12101231	ABHISEK JENA	DHENKANAL	ODISHA	BHOPAL
041	MATHEMATICS STANDA	15160743	ABHISHEK CHANDRAKANT DAR	PUNE	MAHARASHTRA	PUNE
041	MATHEMATICS STANDA	11210442	ABHISHEK SHARMA	UDAIPUR	RAJASTHAN	JAIPUR
041	MATHEMATICS STANDA	15107456	ABOLI SONAWANE	AURANGABAD	MAHARASHTRA	PUNE
041	MATHEMATICS STANDA	12198623	ADARSH CHANDRA	SURAJPUR	CHHATTISGARH	BHOPAL
041	MATHEMATICS STANDA	19148085	ADITI SHARMA	INDORE	MADHYA PRADESH	BHOPAL
041	MATHEMATICS STANDA	15120194	ADITYA PARDESHI	JALNA	MAHARASHTRA	PUNE
041	MATHEMATICS STANDA	15141777	ADITYA RAUT	NAGPUR	MAHARASHTRA	PUNE
041	MATHEMATICS STANDA	15109700	ADITYA SIRSAT	BULDANA	MAHARASHTRA	PUNE
041	MATHEMATICS STANDA	15143348	ADITYA WADJE	NANDED	MAHARASHTRA	PUNE
041	MATHEMATICS STANDA	17161586	AJAY	JIND	HARYANA	JAIPUR
041	MATHEMATICS STANDA	15164380	AJAY SHANKAR SAPKAL	SATARA	MAHARASHTRA	PUNE
041	MATHEMATICS STANDA	11200934	AKSHITA KUMARI	SIKAR	RAJASTHAN	JAIPUR
041	MATHEMATICS STANDA	15160790	AMAN ABDULSAMAD INAMDAR	PUNE	MAHARASHTRA	PUNE

Subject Code	Subject Name	Roll	Student's Name	JNV- District	State/UT	Region
041	MATHEMATICS STANDA	22110298	AMAN KUMAR	BEGUSARAI	BIHAR	PATNA
041	MATHEMATICS STANDA	17196520	AMAN KUMAR JHA	PANCHKULA	HARYANA	JAIPUR
041	MATHEMATICS STANDA	17238520	AMAN THAKUR	KANGRA	HP	CHANDIGARH
041	MATHEMATICS STANDA	23197232	AMARJEET SHUKLA	KUSHINAGAR	UTTAR PRADESH	LUCKNOW
041	MATHEMATICS STANDA	22158856	AMIT KUMAR	LAKHISARAI	BIHAR	PATNA
041	MATHEMATICS STANDA	15123060	AMIT LONDHE	LATUR	MAHARASHTRA	PUNE
041	MATHEMATICS STANDA	12121735	AMLAN DALAI	KHURDA	ODISHA	BHOPAL
041	MATHEMATICS STANDA	25138182	AMMAR ANWAR	U S NAGAR	UTTARAKHAND	LUCKNOW
041	MATHEMATICS STANDA	23270273	AMRITESH SINGH	VARANASI	UTTAR PRADESH	LUCKNOW
041	MATHEMATICS STANDA	20219581	ANEESH NARAYAN BANDARU	PRAKASHAM	A.P	HYDERABAD
041	MATHEMATICS STANDA	12138976	ANIRBAN BISWAS	NADIA	W.BENGAL	PATNA
041	MATHEMATICS STANDA	11181352	ANITA PRAJAPAT	JODHPUR	RAJASTHAN	JAIPUR
041	MATHEMATICS STANDA	20220029	ANJALI GURUGU	SRIKAKULAM	A.P	HYDERABAD
041	MATHEMATICS STANDA	11109212	ANKIT KUMAR	VADODARA	GUJARAT	PUNE
041	MATHEMATICS STANDA	25152890	ANKIT KUMAR	BIJNOR	UTTAR PRADESH	LUCKNOW
041	MATHEMATICS STANDA	20212269	ANNAMANENI ROHITH KUMAR	NELLORE	A.P	HYDERABAD
041	MATHEMATICS STANDA	17108721	ANNU	BHIWANI	HARYANA	JAIPUR
041	MATHEMATICS STANDA	12116802	ANNWASA MALLICK	KENDRAPADA	ODISHA	BHOPAL
041	MATHEMATICS STANDA	11200937	ANSHUL GOYAL	SIKAR	RAJASTHAN	JAIPUR
041	MATHEMATICS STANDA	11134164	ANTIMA NAMA	AJMER	RAJASTHAN	JAIPUR
041	MATHEMATICS STANDA	15174027	ANUJ R PATIL	WARDHA	MAHARASHTRA	PUNE
041	MATHEMATICS STANDA	15167024	ANUJA SIDDHARAM MELSHETTI	SOLAPUR	MAHARASHTRA	PUNE
041	MATHEMATICS STANDA	17161535	APOORVA	JIND	HARYANA	JAIPUR
041	MATHEMATICS STANDA	23219139	ARADHYA YADAV	LUCKNOW	UTTAR PRADESH	LUCKNOW
041	MATHEMATICS STANDA	15146945	ARJUN AMBADASRAO GAIKWAI	PARBHANI	MAHARASHTRA	PUNE
041	MATHEMATICS STANDA	12148402	ARJUN HAZRA	BURDWAN	W.BENGAL	PATNA
041	MATHEMATICS STANDA	24106974	AROMAL A J	TRIVENDRAM	KERALA	HYDERABAD
041	MATHEMATICS STANDA	22314895	ARPIT TANDON	RANCHI	JHARKHAND	PATNA
041	MATHEMATICS STANDA	12107884	ARSHAD AHMED	CUTTACK	ODISHA	BHOPAL
041	MATHEMATICS STANDA	25140932	ARSHAD ALI	MORADABAD	UTTAR PRADESH	LUCKNOW
041	MATHEMATICS STANDA	11105164	ARYAN ZALA	GIR SOMNATH	GUJARAT	PUNE
041	MATHEMATICS STANDA	12107882	ASHIS KUMAR MISHRA	CUTTACK	ODISHA	BHOPAL
041	MATHEMATICS STANDA	11174901	ASHISH KUMAR MEENA	JAIPUR	RAJASTHAN	JAIPUR
041	MATHEMATICS STANDA	16133434	ASHISH NEWAR	SONITPUR	ASSAM	SHILLONG
041	MATHEMATICS STANDA	16136169	ASIF MEHDI HASAN	DHUBRI	ASSAM	SHILLONG
041	MATHEMATICS STANDA	11109144	ATULYA KUMAR	VADODARA	GUJARAT	PUNE
041	MATHEMATICS STANDA	15107466	AVINASH SHELAR	AURANGABAD	MAHARASHTRA	PUNE
041	MATHEMATICS STANDA	15146920	AVISHKAR VILAS SALGAR	OSMANABAD	MAHARASHTRA	PUNE
041	MATHEMATICS STANDA	12133952	AYUSH BHOI	SAMBALPUR	ODISHA	BHOPAL
041	MATHEMATICS STANDA	12129638	AYUSH DAS	NABARANGPUR	ODISHA	BHOPAL
041	MATHEMATICS STANDA	23158078	AYUSH KUMAR PANDEY	GORAKHPUR	UTTAR PRADESH	LUCKNOW
041	MATHEMATICS STANDA	12101915	AYUSH RAJRATAN	BALASORE	ODISHA	BHOPAL
041	MATHEMATICS STANDA	19187112	AYUSH SAHU	TIKAMGARH	MADHYA PRADESH	BHOPAL
041	MATHEMATICS STANDA	20204871	BANAVATHU DAMAYANTHI	KRISHNA	A.P	HYDERABAD
041	MATHEMATICS STANDA	12131425	BEDAPRAKASH SENAPATI	PURI	ODISHA	BHOPAL
041	MATHEMATICS STANDA	15107460	BHAGESH PAWAR	AURANGABAD	MAHARASHTRA	PUNE
041	MATHEMATICS STANDA	17203095	BHANU PRAKASH	REWARI	HARYANA	JAIPUR
041	MATHEMATICS STANDA	12129661	BHARADWAJ HALBA	NABARANGPUR	ODISHA	BHOPAL
041	MATHEMATICS STANDA	15117061	BHAVESH MAHENDRANATH RAI	GONDIA	MAHARASHTRA	PUNE
041	MATHEMATICS STANDA	11210388	BHAWANA DANGI	UDAIPUR	RAJASTHAN	JAIPUR
041	MATHEMATICS STANDA	11111390	BHOYE JIGARKUMAR	DANG	GUJARAT	PUNE
041	MATHEMATICS STANDA	15117064	BHUMIKA JAGANNATH BOKDE	GONDIA	MAHARASHTRA	PUNE
041	MATHEMATICS STANDA	17175623	BHUPENDER KAUSHIK	KARNAL	HARYANA	JAIPUR
041	MATHEMATICS STANDA	15104072	BHUVAN UKE	AMRAVATI	MAHARASHTRA	PUNE
041	MATHEMATICS STANDA	12110503	BIBEK KUMAR SAHU	GANJAM	ODISHA	BHOPAL
041	MATHEMATICS STANDA	12130168	BISWARANJAN LENKA	NAYAGARH	ODISHA	BHOPAL
041	MATHEMATICS STANDA	20190385	BORRA CHANDRA SAI KALYAN I	ADILABAD	TELANGANA	HYDERABAD
041	MATHEMATICS STANDA	15117065	CHAITANYA KAILAS KANPATE	GONDIA	MAHARASHTRA	PUNE
041	MATHEMATICS STANDA	20220094	CHANDRA VARDHAN GOTTAPU	SRIKAKULAM	A.P	HYDERABAD
041	MATHEMATICS STANDA	12101041	CHANDRASHEKHAR SAHU	ANGUL	ODISHA	BHOPAL
041	MATHEMATICS STANDA	12101269	CHELSI CHELINA	DHENKANAL	ODISHA	BHOPAL
041	MATHEMATICS STANDA	11134128	CHETAN PRAKASH KUMAWAT	AJMER	RAJASTHAN	JAIPUR
041	MATHEMATICS STANDA	11180825	CHHAVI LAMBA	JHUNJHUNU	RAJASTHAN	JAIPUR
041	MATHEMATICS STANDA	16131497	CHINMOY DEKA	N.C. HILLS	ASSAM	SHILLONG
041	MATHEMATICS STANDA	20218441	DADAM RISHIKESH REDDY	CHITOOOR	A.P	HYDERABAD
041	MATHEMATICS STANDA	20212273	DARA SREEHA VENKAT	NELLORE	A.P	HYDERABAD
041	MATHEMATICS STANDA	11210403	DARSHAN VAISHNAV	UDAIPUR	RAJASTHAN	JAIPUR
041	MATHEMATICS STANDA	16134501	DEBASHIS PHUKAN	TINSUKIA	ASSAM	SHILLONG
041	MATHEMATICS STANDA	20190466	DEEKSHITHA THIRUNAGARI	KARIMNAGAR	TELANGANA	HYDERABAD
041	MATHEMATICS STANDA	17116875	DEEPAK	FARIDABAD	HARYANA	JAIPUR
041	MATHEMATICS STANDA	17108726	DEEPAK KUMAR	BHIWANI	HARYANA	JAIPUR
041	MATHEMATICS STANDA	22243830	DEEPAK KUMAR	SITAMARHI	BIHAR	PATNA
041	MATHEMATICS STANDA	11151535	DEEPIKA	CHURU	RAJASTHAN	JAIPUR
041	MATHEMATICS STANDA	17249606	DEVANSH NEGI	SOLAN	HP	CHANDIGARH
041	MATHEMATICS STANDA	19174102	DEVANSH PANDEY	REWA	MADHYA PRADESH	BHOPAL
041	MATHEMATICS STANDA	15104078	DEVNDRA INGLE	AMRAVATI	MAHARASHTRA	PUNE
041	MATHEMATICS STANDA	17203096	DEVRAJ SINGH	REWARI	HARYANA	JAIPUR
041	MATHEMATICS STANDA	15102174	DHAIRYA UMESH SURYAWANSH	AHMEDNAGAR	MAHARASHTRA	PUNE
041	MATHEMATICS STANDA	15107483	DHANASHRI GADEKAR	AURANGABAD	MAHARASHTRA	PUNE
041	MATHEMATICS STANDA	11205047	DHAVAL PANCHOL	SIROHI	RAJASTHAN	JAIPUR

Subject Code	Subject Name	Roll	Student's Name	JNV- District	State/UT	Region
041	MATHEMATICS STANDA	15167025	DHIRAJ ABHIMAN KOKANI	SOLAPUR	MAHARASHTRA	PUNE
041	MATHEMATICS STANDA	11210464	DHRUV MEENA	UDAIPUR	RAJASTHAN	JAIPUR
041	MATHEMATICS STANDA	12128962	DIBYAJYOTI GURU	MAYURBHANJ	ODISHA	BHOPAL
041	MATHEMATICS STANDA	12190216	DIKESH SAHU	RAIGARH	CHHATTISGARH	BHOPAL
041	MATHEMATICS STANDA	11199424	DINESH KUMAR SALVI	RAJSAMAND	RAJASTHAN	JAIPUR
041	MATHEMATICS STANDA	12183711	DINESH SAHU	KABIRDHAM	CHHATTISGARH	BHOPAL
041	MATHEMATICS STANDA	23254647	DIPANSHU MISHRA	SONEBHADRA	UTTAR PRADESH	LUCKNOW
041	MATHEMATICS STANDA	16140892	DIPSING MASLAI	BAITHALANGSO	ASSAM	SHILLONG
041	MATHEMATICS STANDA	15165834	DISHANT KUMAR	SILI	UTS	PUNE
041	MATHEMATICS STANDA	23106369	DIVYANG GUPTA	AZAMGARH	UTTAR PRADESH	LUCKNOW
041	MATHEMATICS STANDA	17238497	DIVYANSH	KANGRA	HP	CHANDIGARH
041	MATHEMATICS STANDA	20194411	DURGA SRIVARSHA NADAKUDIT	NALGONDA	TELANGANA	HYDERABAD
041	MATHEMATICS STANDA	16136847	FAIZUL HASSAN TARAFDER	HAILAKANDI	ASSAM	SHILLONG
041	MATHEMATICS STANDA	17175588	FASHION KUMAR	KARNAL	HARYANA	JAIPUR
041	MATHEMATICS STANDA	15109710	GAURANG BHALERAO	BULDANA	MAHARASHTRA	PUNE
041	MATHEMATICS STANDA	11142628	GAURAV CHAUDHARY	BHARATPUR	RAJASTHAN	JAIPUR
041	MATHEMATICS STANDA	15176212	GAURAV KUMBARWAR	YAVATMAL	MAHARASHTRA	PUNE
041	MATHEMATICS STANDA	21104300	GAURAV MAHOR	AGRA	UTTAR PRADESH	LUCKNOW
041	MATHEMATICS STANDA	19166768	GOPAL LOHAR	NEEMUCH	MADHYA PRADESH	BHOPAL
041	MATHEMATICS STANDA	20218430	GUNDLURI AFRID	CHITOOOR	A.P	HYDERABAD
041	MATHEMATICS STANDA	15120210	GUNJAN KANADE	JALNA	MAHARASHTRA	PUNE
041	MATHEMATICS STANDA	13106614	GURPREET KAUR	AMRITSAR -I	PUNJAB	CHANDIGARH
041	MATHEMATICS STANDA	12130169	GURUPRASAD SAHOO	NAYAGARH	ODISHA	BHOPAL
041	MATHEMATICS STANDA	11146379	HANSRAJ	BIKANER	RAJASTHAN	JAIPUR
041	MATHEMATICS STANDA	13106646	HARSH PATHANIA	AMRITSAR -I	PUNJAB	CHANDIGARH
041	MATHEMATICS STANDA	12121744	HARSH AGRAWALLA	KHURDA	ODISHA	BHOPAL
041	MATHEMATICS STANDA	20194427	HARSHA VARDHAN PATTETI	NALGONDA	TELANGANA	HYDERABAD
041	MATHEMATICS STANDA	17243436	HARSHIT THAKUR	MANDI	HP	CHANDIGARH
041	MATHEMATICS STANDA	11109151	HARSHITKUMAR PANCHOLI	VADODARA	GUJARAT	PUNE
041	MATHEMATICS STANDA	25101025	HIMANSHU BHATT	NAINITAL	UTTARAKHAND	LUCKNOW
041	MATHEMATICS STANDA	12101068	HIMANSHU SAHU	ANGUL	ODISHA	BHOPAL
041	MATHEMATICS STANDA	16126863	HRISHIKESH GOHAIN	JORHAT	ASSAM	SHILLONG
041	MATHEMATICS STANDA	16136891	IMDADULLA CHOUDHURY	HAILAKANDI	ASSAM	SHILLONG
041	MATHEMATICS STANDA	16117228	JAMOON MOTU	UPPER SUBANSIR	ARUNACHAL PRAD	SHILLONG
041	MATHEMATICS STANDA	11180841	JATIN	JHUNJHUNU	RAJASTHAN	JAIPUR
041	MATHEMATICS STANDA	15114303	JAYESH RAJESH SUTAR	DHULE	MAHARASHTRA	PUNE
041	MATHEMATICS STANDA	16136854	JIAUR RAHMAN CHOUDHURY	HAILAKANDI	ASSAM	SHILLONG
041	MATHEMATICS STANDA	11152296	JIVANTIKA MEENA	DAUSA	RAJASTHAN	JAIPUR
041	MATHEMATICS STANDA	16117227	JUMKEN DUI	UPPER SUBANSIR	ARUNACHAL PRAD	SHILLONG
041	MATHEMATICS STANDA	17129564	JYOTI	FATEHABAD	HARYANA	JAIPUR
041	MATHEMATICS STANDA	20213040	KANDOLU VASANTHA RAJU	KURNOOL	A.P	HYDERABAD
041	MATHEMATICS STANDA	17116813	KANIKA VASHISHT	FARIDABAD	HARYANA	JAIPUR
041	MATHEMATICS STANDA	12101888	KARAN KUMAR SETHI	BALASORE	ODISHA	BHOPAL
041	MATHEMATICS STANDA	22243776	KASAK	SITAMARHI	BIHAR	PATNA
041	MATHEMATICS STANDA	18107658	KEMPE GOWDA M P	BANGLORE RURAL	KARNATAKA	HYDERABAD
041	MATHEMATICS STANDA	17203164	KESHAV	REWARI	HARYANA	JAIPUR
041	MATHEMATICS STANDA	11105043	KHUNT DHRUVI GHANSHYAMBH	AMRELI	GUJARAT	PUNE
041	MATHEMATICS STANDA	11210430	KHUSHBOO JAT	UDAIPUR	RAJASTHAN	JAIPUR
041	MATHEMATICS STANDA	17175572	KHUSHI	KARNAL	HARYANA	JAIPUR
041	MATHEMATICS STANDA	15112720	KHUSHI RANDIVE	CHANDRAPUR	MAHARASHTRA	PUNE
041	MATHEMATICS STANDA	11210417	KHUSHWANT KUMAWAT	UDAIPUR	RAJASTHAN	JAIPUR
041	MATHEMATICS STANDA	11110884	KIRANBHAI BARAIYA	BHAVNAGAR	GUJARAT	PUNE
041	MATHEMATICS STANDA	11117390	KISHAN VARCHAND	KUTCH	GUJARAT	PUNE
041	MATHEMATICS STANDA	20191353	KOLAKANTI CHETAN LAXMINAT	KHAMMAM	TELANGANA	HYDERABAD
041	MATHEMATICS STANDA	11134135	KOMAL PRAJAPAT	AJMER	RAJASTHAN	JAIPUR
041	MATHEMATICS STANDA	15167031	KOMAL SHIVAJI HOTE	SOLAPUR	MAHARASHTRA	PUNE
041	MATHEMATICS STANDA	11175532	KRISHAN	JAISALMER	RAJASTHAN	JAIPUR
041	MATHEMATICS STANDA	23222439	KRISHNAKANT CHAUHAN	MAU	UTTAR PRADESH	LUCKNOW
041	MATHEMATICS STANDA	15112721	KRUNAL SATHAWANE	CHANDRAPUR	MAHARASHTRA	PUNE
041	MATHEMATICS STANDA	16144944	KSHETRIMAYUM KEYNON SINGI	IMPHAL WEST	MANIPUR	SHILLONG
041	MATHEMATICS STANDA	19180715	KSHITIJ AGRAWAL	ANUPPUR	MADHYA PRADESH	BHOPAL
041	MATHEMATICS STANDA	11199452	KULDEEP GARG	RAJSAMAND	RAJASTHAN	JAIPUR
041	MATHEMATICS STANDA	15168777	KUMUD MANE	THANE	MAHARASHTRA	PUNE
041	MATHEMATICS STANDA	20213020	KURUVA RADHAKRISHNA	KURNOOL	A.P	HYDERABAD
041	MATHEMATICS STANDA	18145454	KUSHALKRISHNA B	MANDYA	KARNATAKA	HYDERABAD
041	MATHEMATICS STANDA	12134835	LACHHMAN DEEP	SONEPUR	ODISHA	BHOPAL
041	MATHEMATICS STANDA	20209005	LOKESH NAIDU SAMBANGI POLI	VIZIANAGARAM	A.P	HYDERABAD
041	MATHEMATICS STANDA	12110494	MADHABA MISHRA	GANJAM	ODISHA	BHOPAL
041	MATHEMATICS STANDA	22167354	MADHU KUMARI	MUZAFFARPUR	BIHAR	PATNA
041	MATHEMATICS STANDA	18145460	MADHUSUDANA M	MANDYA	KARNATAKA	HYDERABAD
041	MATHEMATICS STANDA	11140545	MAHARSHI SONI	BARAN	RAJASTHAN	JAIPUR
041	MATHEMATICS STANDA	20210351	MAHESH BABU VADLAMANU	GUNTUR	A.P	HYDERABAD
041	MATHEMATICS STANDA	20189939	MALLISETTY HARSHITHA	RANGA REDDY	TELANGANA	HYDERABAD
041	MATHEMATICS STANDA	12129637	MANAJIT ROY	NABARANGPUR	ODISHA	BHOPAL
041	MATHEMATICS STANDA	12136802	MANASH KANTA PRADHAN	SUNDARGARH	ODISHA	BHOPAL
041	MATHEMATICS STANDA	15107463	MANGESH AHER	AURANGABAD	MAHARASHTRA	PUNE
041	MATHEMATICS STANDA	19191375	MANOJ AHIRWAR	VIDISHA	MADHYA PRADESH	BHOPAL
041	MATHEMATICS STANDA	11152299	MAYANK KUMAR BAIRWA	DAUSA	RAJASTHAN	JAIPUR
041	MATHEMATICS STANDA	15146032	MAYUR SUNIL PAWAR	NASIK	MAHARASHTRA	PUNE
041	MATHEMATICS STANDA	16136882	MD ABDUL HAFIZ CHOUDHURY	HAILAKANDI	ASSAM	SHILLONG

Subject Code	Subject Name	Roll	Student's Name	JNV- District	State/UT	Region
041	MATHEMATICS STANDA	16136901	MEHBUB RAHANE MAZUMDER	HAILAKANDI	ASSAM	SHILLONG
041	MATHEMATICS STANDA	16136880	MEHEDHI HASSAN LASKAR	HAILAKANDI	ASSAM	SHILLONG
041	MATHEMATICS STANDA	22101643	MITHILESH KUMAR	ARARIA	BIHAR	PATNA
041	MATHEMATICS STANDA	12195533	MITHLESH KUMAR MANHAR	RAIPUR	CHHATTISGARH	BHOPAL
041	MATHEMATICS STANDA	17108736	MITUL TANDON	BHIWANI	HARYANA	JAIPUR
041	MATHEMATICS STANDA	11117374	MOHAMMAD SHOYEB ANSARI	KUTCH	GUJARAT	PUNE
041	MATHEMATICS STANDA	20210353	MOHANA ANJALI KOTHA	GUNTUR	A.P	HYDERABAD
041	MATHEMATICS STANDA	15108171	MOHINI JADHAV	BEED	MAHARASHTRA	PUNE
041	MATHEMATICS STANDA	18141205	MOHITH GOWDA M	HASSAN	KARNATAKA	HYDERABAD
041	MATHEMATICS STANDA	16133624	MONALISHA ROY	KOKRAJHAR	ASSAM	SHILLONG
041	MATHEMATICS STANDA	12121750	MONARANI KHATUA	KHURDA	ODISHA	BHOPAL
041	MATHEMATICS STANDA	20217077	MOUNIKA SAI SOWJANYA KODI	WEST GODAVARY	A.P	HYDERABAD
041	MATHEMATICS STANDA	20213005	MULINTI SUDHEER KUMAR RED	KURNOOL	A.P	HYDERABAD
041	MATHEMATICS STANDA	25138166	MUSKAN BATHLA	U S NAGAR	UTTARAKHAND	LUCKNOW
041	MATHEMATICS STANDA	20192758	NAMANI AKHIL	MAHABOOB NAGAR	TELANGANA	HYDERABAD
041	MATHEMATICS STANDA	12129645	NANDITA MONDAL	NABARANGPUR	ODISHA	BHOPAL
041	MATHEMATICS STANDA	11146311	NARAYAN	BIKANER	RAJASTHAN	JAIPUR
041	MATHEMATICS STANDA	11199400	NARAYAN JAT	RAJSAMAND	RAJASTHAN	JAIPUR
041	MATHEMATICS STANDA	12101058	NARAYAN SATAPATHY	ANGUL	ODISHA	BHOPAL
041	MATHEMATICS STANDA	11141031	NARESH CHOUDHARY	BARMER	RAJASTHAN	JAIPUR
041	MATHEMATICS STANDA	22289266	NEHA KUMARI	GIRIDIH	JHARKHAND	PATNA
041	MATHEMATICS STANDA	22307479	NIKHIL RAJ SONI	PALAMU - II	JHARKHAND	PATNA
041	MATHEMATICS STANDA	15123070	NIKITA AGRE	LATUR	MAHARASHTRA	PUNE
041	MATHEMATICS STANDA	11174858	NIKITA SEVDA	JAIPUR	RAJASTHAN	JAIPUR
041	MATHEMATICS STANDA	11152282	NIKKY KANWAR	DAUSA	RAJASTHAN	JAIPUR
041	MATHEMATICS STANDA	22307480	NIKU RAJ	PALAMU - II	JHARKHAND	PATNA
041	MATHEMATICS STANDA	15115207	NINAD PRASHANT KAMBLE	GADCHIROLI	MAHARASHTRA	PUNE
041	MATHEMATICS STANDA	12131457	NIRANJAN SAHOO	PURI	ODISHA	BHOPAL
041	MATHEMATICS STANDA	16136863	NIRJHAR PURKAYASTHA	HAILAKANDI	ASSAM	SHILLONG
041	MATHEMATICS STANDA	17129528	NISHA RANI	FATEHABAD	HARYANA	JAIPUR
041	MATHEMATICS STANDA	23144851	NISHANT	FARRUKHABAD	UTTAR PRADESH	LUCKNOW
041	MATHEMATICS STANDA	17243405	NISHANT BHANDARI	MANDI	HP	CHANDIGARH
041	MATHEMATICS STANDA	23158012	NITESH KUMAR	GORAKHPUR	UTTAR PRADESH	LUCKNOW
041	MATHEMATICS STANDA	12190241	NITISH KUMAR TANDAN	RAIGARH	CHHATTISGARH	BHOPAL
041	MATHEMATICS STANDA	15107446	OM DEHADRAY	AURANGABAD	MAHARASHTRA	PUNE
041	MATHEMATICS STANDA	15107457	OM WARKAD	AURANGABAD	MAHARASHTRA	PUNE
041	MATHEMATICS STANDA	11113537	OM ZALA	JAMNAGAR	GUJARAT	PUNE
041	MATHEMATICS STANDA	12116816	OMKAR PRUSTY	KENDRAPADA	ODISHA	BHOPAL
041	MATHEMATICS STANDA	15162611	OMKAR SHANIL TARVE	RATNAGIRI	MAHARASHTRA	PUNE
041	MATHEMATICS STANDA	12131465	PADARABINDA PRADHAN	PURI	ODISHA	BHOPAL
041	MATHEMATICS STANDA	20194846	PAIDI SAI PRAKASH REDDY	NIZAMABAD	TELANGANA	HYDERABAD
041	MATHEMATICS STANDA	15168833	PALLAVI PRAKASH SUKTE	THANE	MAHARASHTRA	PUNE
041	MATHEMATICS STANDA	25172499	PARAMJEET SAINI	SAHARANPUR	UTTAR PRADESH	LUCKNOW
041	MATHEMATICS STANDA	11144998	PARTH SHEKHAWAT	BHILWARA	RAJASTHAN	JAIPUR
041	MATHEMATICS STANDA	16136905	PARTHA SAROTHI ROY	HAILAKANDI	ASSAM	SHILLONG
041	MATHEMATICS STANDA	11113538	PARTHKUMAR MUNGRA	JAMNAGAR	GUJARAT	PUNE
041	MATHEMATICS STANDA	11199403	PAWAN SINGH RAJPUT	RAJSAMAND	RAJASTHAN	JAIPUR
041	MATHEMATICS STANDA	20191358	PEDDAPOLU GAYATHRI	KHAMMAM	TELANGANA	HYDERABAD
041	MATHEMATICS STANDA	16131509	PHRITHIVIRAJ NUNISA	N.C. HILLS	ASSAM	SHILLONG
041	MATHEMATICS STANDA	12185174	PIYUSH KAMAL	KORBA	CHHATTISGARH	BHOPAL
041	MATHEMATICS STANDA	20204937	POLISETTI HEMANTH KUMAR	KRISHNA	A.P	HYDERABAD
041	MATHEMATICS STANDA	20194408	POOJITHA SABBINENI	NALGONDA	TELANGANA	HYDERABAD
041	MATHEMATICS STANDA	20190448	POTU RITHVIK REDDY	ADILABAD	TELANGANA	HYDERABAD
041	MATHEMATICS STANDA	11152687	PRADEEP KUMAR	DHOLPUR	RAJASTHAN	JAIPUR
041	MATHEMATICS STANDA	11175547	PRADEEP SINGH	JAISALMER	RAJASTHAN	JAIPUR
041	MATHEMATICS STANDA	15109651	PRAFUL WAGH	BULDANA	MAHARASHTRA	PUNE
041	MATHEMATICS STANDA	15112741	PRAJWAL GAVHARE	CHANDRAPUR	MAHARASHTRA	PUNE
041	MATHEMATICS STANDA	17116877	PRAKASH KUMAR	FARIDABAD	HARYANA	JAIPUR
041	MATHEMATICS STANDA	12112590	PRANAB SWARUP SAHOO	JAGATSINGHPUR	ODISHA	BHOPAL
041	MATHEMATICS STANDA	15102843	PRANAV BELOKAR	AKOLA	MAHARASHTRA	PUNE
041	MATHEMATICS STANDA	11113539	PRANAV NAINUJI	JAMNAGAR	GUJARAT	PUNE
041	MATHEMATICS STANDA	15160796	PRANESH ANKUSH KATE	PUNE	MAHARASHTRA	PUNE
041	MATHEMATICS STANDA	15167071	PRANIT DHANYAKUMAR MORE	SOLAPUR	MAHARASHTRA	PUNE
041	MATHEMATICS STANDA	15107496	PRANJAL DEVKAR	AURANGABAD	MAHARASHTRA	PUNE
041	MATHEMATICS STANDA	23125621	PRANSHU MANI TRIPATHI	BASTI	UTTAR PRADESH	LUCKNOW
041	MATHEMATICS STANDA	15120227	PRASAD TARDE	JALNA	MAHARASHTRA	PUNE
041	MATHEMATICS STANDA	16163338	PRASENJIT PAUL	DHALAI	TRIPURA	SHILLONG
041	MATHEMATICS STANDA	23194851	PRASHANT ROY	KANPUR DEHAT	UTTAR PRADESH	LUCKNOW
041	MATHEMATICS STANDA	16133219	PRASURJYA PRATIM TALUKDAR	NALBARI	ASSAM	SHILLONG
041	MATHEMATICS STANDA	17175635	PRATEEK	KARNAL	HARYANA	JAIPUR
041	MATHEMATICS STANDA	15117098	PRATIK AMRUT RAUT	GONDIA	MAHARASHTRA	PUNE
041	MATHEMATICS STANDA	12165831	PREMANGSHU GIRI	W. MEDINAPUR	W.BENGAL	PATNA
041	MATHEMATICS STANDA	19119199	PRINCE KUMAR SUMAN	DAMOH	MADHYA PRADESH	BHOPAL
041	MATHEMATICS STANDA	12114914	PRINCIPRIYA MEHER	KALAHANDI	ODISHA	BHOPAL
041	MATHEMATICS STANDA	17216259	PRINCY	ROHTAK	HARYANA	JAIPUR
041	MATHEMATICS STANDA	15146979	PRITHVIRAJ CHANDRAKANT SO	PARBHANI	MAHARASHTRA	PUNE
041	MATHEMATICS STANDA	12101286	PRITIPADMA DAS	DHENKANAL	ODISHA	BHOPAL
041	MATHEMATICS STANDA	12133996	PRITISHA BHOI	SAMBALPUR	ODISHA	BHOPAL
041	MATHEMATICS STANDA	15164353	PRIYA BALASAHEB KHANDEKAR	SATARA	MAHARASHTRA	PUNE
041	MATHEMATICS STANDA	15117100	PRIYA GANESHRAM BORGHARE	GONDIA	MAHARASHTRA	PUNE

Subject Code	Subject Name	Roll	Student's Name	JNV- District	State/UT	Region
041	MATHEMATICS STANDA	17236338	PRIYANSH KAUNDAL	BILASPUR	HP	CHANDIGARH
041	MATHEMATICS STANDA	23175681	PRIYANSHU CHAUDHARY	JAUNPUR	UTTAR PRADESH	LUCKNOW
041	MATHEMATICS STANDA	15174004	PRIYANSHU I DUKRE	WARDHA	MAHARASHTRA	PUNE
041	MATHEMATICS STANDA	20212275	PULIMI VAMSI KRISHNA	NELLORE	A.P	HYDERABAD
041	MATHEMATICS STANDA	18146171	PUNARVASU V	MYSORE	KARNATAKA	HYDERABAD
041	MATHEMATICS STANDA	22157818	RAFIA PERWEEN	KISHANGANJ	BIHAR	PATNA
041	MATHEMATICS STANDA	21232558	RAHILA KHAN	PILIBHIT	UTTAR PRADESH	LUCKNOW
041	MATHEMATICS STANDA	22154744	RAHUL KUMAR GUPTA	KAIMUR	BIHAR	PATNA
041	MATHEMATICS STANDA	12168568	RAHUL MAJHI	PURULIA	W.BENGAL	PATNA
041	MATHEMATICS STANDA	11113540	RAJ KANANI	JAMNAGAR	GUJARAT	PUNE
041	MATHEMATICS STANDA	12116978	RAJALAXMI SWAIN	KEONJHAR	ODISHA	BHOPAL
041	MATHEMATICS STANDA	16135189	RAKHI BORAH	LAKHIMPUR	ASSAM	SHILLONG
041	MATHEMATICS STANDA	17116874	RAKSHIT BHATT	FARIDABAD	HARYANA	JAIPUR
041	MATHEMATICS STANDA	15102844	RAM INGLE	AKOLA	MAHARASHTRA	PUNE
041	MATHEMATICS STANDA	11141020	RAM NIVAS	BARMER	RAJASTHAN	JAIPUR
041	MATHEMATICS STANDA	11209878	RANVEER CHOUDHARY	TONK	RAJASTHAN	JAIPUR
041	MATHEMATICS STANDA	22112819	RAUNAK KUMAR	BHAGALPUR	BIHAR	PATNA
041	MATHEMATICS STANDA	22112820	RISHABH RAJ	BHAGALPUR	BIHAR	PATNA
041	MATHEMATICS STANDA	17198996	RITUL	PANIPAT	HARYANA	JAIPUR
041	MATHEMATICS STANDA	16144940	RIYA KSHETRIMAYUM	IMPHAL WEST	MANIPUR	SHILLONG
041	MATHEMATICS STANDA	15123083	ROHAN DESHMUKH	LATUR	MAHARASHTRA	PUNE
041	MATHEMATICS STANDA	15120234	ROHINI WAGH	JALNA	MAHARASHTRA	PUNE
041	MATHEMATICS STANDA	23119878	ROHIT KUMAR GUPTA	SHRAWASTI	UTTAR PRADESH	LUCKNOW
041	MATHEMATICS STANDA	15146001	ROHIT RAJARAM SATHE	NASIK	MAHARASHTRA	PUNE
041	MATHEMATICS STANDA	16143494	ROMA HAJONG	WEST GARO HILL	MEGHALAYA	SHILLONG
041	MATHEMATICS STANDA	12121756	RUDRA NARAYAN SAHOO	KHURDA	ODISHA	BHOPAL
041	MATHEMATICS STANDA	16136145	RUMANA RAHMAN	DHUBRI	ASSAM	SHILLONG
041	MATHEMATICS STANDA	15107474	RUSHIKESH SAPKAL	AURANGABAD	MAHARASHTRA	PUNE
041	MATHEMATICS STANDA	15120239	SACHIN GAYAKE	JALNA	MAHARASHTRA	PUNE
041	MATHEMATICS STANDA	16132661	SACHIN PRASAD	KAMRUP	ASSAM	SHILLONG
041	MATHEMATICS STANDA	15120910	SAI RAJENDRA MALAP	KOLHAPUR	MAHARASHTRA	PUNE
041	MATHEMATICS STANDA	22146382	SAIF ALAM	GOPALGANJ	BIHAR	PATNA
041	MATHEMATICS STANDA	15123031	SAINATH MORALWAR	LATUR	MAHARASHTRA	PUNE
041	MATHEMATICS STANDA	15167038	SAKSHI SHARAD DESHMUKH	SOLAPUR	MAHARASHTRA	PUNE
041	MATHEMATICS STANDA	25152915	SAMEER AHMAD	BIJNOR	UTTAR PRADESH	LUCKNOW
041	MATHEMATICS STANDA	15112757	SAMEER PAZARE	CHANDRAPUR	MAHARASHTRA	PUNE
041	MATHEMATICS STANDA	19187162	SAMRIDDHI KHARE	TIKAMGARH	MADHYA PRADESH	BHOPAL
041	MATHEMATICS STANDA	12165844	SANCHARI BERA	W. MEDINAPUR	W.BENGAL	PATNA
041	MATHEMATICS STANDA	12106014	SANDHYA RANI BEHERA	BOLANGIR	ODISHA	BHOPAL
041	MATHEMATICS STANDA	12114966	SANGHAMITRA PODH	KALAHANDI	ODISHA	BHOPAL
041	MATHEMATICS STANDA	15164344	SANSKAR BHANUDAS GADHAVE	SATARA	MAHARASHTRA	PUNE
041	MATHEMATICS STANDA	12148846	SAPTARSHI MANDAL	BIRBHUM	W.BENGAL	PATNA
041	MATHEMATICS STANDA	23254707	SARTHAK KESHARI	SONEBHADRA	UTTAR PRADESH	LUCKNOW
041	MATHEMATICS STANDA	15102211	SARTHAK RAMCHANDRA KANA	AHMEDNAGAR	MAHARASHTRA	PUNE
041	MATHEMATICS STANDA	12101867	SATYABRATA BISWAL	BHADRAK	ODISHA	BHOPAL
041	MATHEMATICS STANDA	16163263	SAYAN BHOWMIK	GOMATI	TRIPURA	SHILLONG
041	MATHEMATICS STANDA	23250027	SEEMA KASAUDHAN	SIDDHARTH NAGA	UTTAR PRADESH	LUCKNOW
041	MATHEMATICS STANDA	16133894	SHAHINUR SAFIK	DARRANG	ASSAM	SHILLONG
041	MATHEMATICS STANDA	11111433	SHARMA SHUBHAM	DANG	GUJARAT	PUNE
041	MATHEMATICS STANDA	15108183	SHIVAM DESHMUKH	BEED	MAHARASHTRA	PUNE
041	MATHEMATICS STANDA	15123030	SHIVAM JADHAV	LATUR	MAHARASHTRA	PUNE
041	MATHEMATICS STANDA	15164378	SHRAVANI ARUN JADHAV	SATARA	MAHARASHTRA	PUNE
041	MATHEMATICS STANDA	15163450	SHREYA NANASO PATIL	SANGLI	MAHARASHTRA	PUNE
041	MATHEMATICS STANDA	15123052	SHRINIVAS MUDE	LATUR	MAHARASHTRA	PUNE
041	MATHEMATICS STANDA	12106001	SHUBHAM BHOI	BOLANGIR	ODISHA	BHOPAL
041	MATHEMATICS STANDA	11121767	SINGH SONU	TAPI	GUJARAT	PUNE
041	MATHEMATICS STANDA	12130172	SITANSU SAROJ MAHAPRASAD	NAYAGARH	ODISHA	BHOPAL
041	MATHEMATICS STANDA	20210372	SIVA SHANKAR REDDY ANUBOT	GUNTUR	A.P	HYDERABAD
041	MATHEMATICS STANDA	12116807	SMURTI AKASH JENA	KENDRAPADA	ODISHA	BHOPAL
041	MATHEMATICS STANDA	13213253	SNEHA RANI	CHANDIGARH	PUNJAB	CHANDIGARH
041	MATHEMATICS STANDA	15174013	SNEHAL M BORKAR	WARDHA	MAHARASHTRA	PUNE
041	MATHEMATICS STANDA	15108150	SNEHAL SHINDE	BEED	MAHARASHTRA	PUNE
041	MATHEMATICS STANDA	25179979	SOMYA MALIK	SAMBHAL	UTTAR PRADESH	LUCKNOW
041	MATHEMATICS STANDA	12121761	SONALI BISWAL	KHURDA	ODISHA	BHOPAL
041	MATHEMATICS STANDA	16144931	SONIYA ARIBAM	IMPHAL WEST	MANIPUR	SHILLONG
041	MATHEMATICS STANDA	22289288	SONU KUMAR	GIRIDIH	JHARKHAND	PATNA
041	MATHEMATICS STANDA	25152920	SPARSH AGARWAL	BIJNOR	UTTAR PRADESH	LUCKNOW
041	MATHEMATICS STANDA	20220103	SRILATHA POTNURU	SRIKAKULAM	A.P	HYDERABAD
041	MATHEMATICS STANDA	12168588	SUBARNA MAHATA	PURULIA	W.BENGAL	PATNA
041	MATHEMATICS STANDA	12168589	SUBHADEEP MAHATO	PURULIA	W.BENGAL	PATNA
041	MATHEMATICS STANDA	12121768	SUBRAT SUBUDHI	KHURDA	ODISHA	BHOPAL
041	MATHEMATICS STANDA	20218471	SUDDAMALLA HARIKRISHNA	CHITOOOR	A.P	HYDERABAD
041	MATHEMATICS STANDA	13106653	SUKHPREET SINGH	AMRITSAR -I	PUNJAB	CHANDIGARH
041	MATHEMATICS STANDA	12136762	SUMANT NANDA	SUNDARGARH	ODISHA	BHOPAL
041	MATHEMATICS STANDA	11141026	SUNIL KUMAR	BARMER	RAJASTHAN	JAIPUR
041	MATHEMATICS STANDA	17249650	SUNNY KUMAR	SOLAN	HP	CHANDIGARH
041	MATHEMATICS STANDA	16132598	SURABHI KURMI	KARIMGANJ	ASSAM	SHILLONG
041	MATHEMATICS STANDA	11134151	SURAJ CHOUDHARY	AJMER	RAJASTHAN	JAIPUR
041	MATHEMATICS STANDA	12109904	SURAJ SAHU	GAJAPATI	ODISHA	BHOPAL
041	MATHEMATICS STANDA	17237398	SURBHIT PATIAL	HAMIRPUR	HP	CHANDIGARH

Subject Code	Subject Name	Roll	Student's Name	JNV- District	State/UT	Region
041	MATHEMATICS STANDA	20194424	SURYA PRAKASH KETHAVATH	NALGONDA	TELANGANA	HYDERABAD
041	MATHEMATICS STANDA	12121771	SURYADIPTY MAHARANA	KHURDA	ODISHA	BHOPAL
041	MATHEMATICS STANDA	15160753	SUSHANT VISHNU NADAVADE	PUNE	MAHARASHTRA	PUNE
041	MATHEMATICS STANDA	16163273	SUVAJIT BANIK	GOMATI	TRIPURA	SHILLONG
041	MATHEMATICS STANDA	19165193	SWARNIMA SHARMA	NARSINGHPUR	MADHYA PRADESH	BHOPAL
041	MATHEMATICS STANDA	15165910	SWARUP JAYARAM DHANAVAD	SINDHUDURG	MAHARASHTRA	PUNE
041	MATHEMATICS STANDA	12131466	SWASTIKA PRIYADARSHINI	PURI	ODISHA	BHOPAL
041	MATHEMATICS STANDA	12101069	SWETAPADMA SAHU	ANGUL	ODISHA	BHOPAL
041	MATHEMATICS STANDA	12121775	SWOSTIK PARIDA	KHURDA	ODISHA	BHOPAL
041	MATHEMATICS STANDA	11200958	TANISHQ RATHORE	SIKAR	RAJASTHAN	JAIPUR
041	MATHEMATICS STANDA	12166974	TASNIM RAHAMAN	MURSHIDABAD	W.BENGAL	PATNA
041	MATHEMATICS STANDA	20189957	THUMMA USHASREE	RANGA REDDY	TELANGANA	HYDERABAD
041	MATHEMATICS STANDA	15123044	TRUPTI BHOSALE	LATUR	MAHARASHTRA	PUNE
041	MATHEMATICS STANDA	12107914	UDIT KUMAR NAYAK	CUTTACK	ODISHA	BHOPAL
041	MATHEMATICS STANDA	15161813	UMAIR MANSOORALI PANSARE	RAIGAD	MAHARASHTRA	PUNE
041	MATHEMATICS STANDA	20194856	UMEDA RANAVEER	NIZAMABAD	TELANGANA	HYDERABAD
041	MATHEMATICS STANDA	16140522	UTJAL RABHA	UDALGURI	ASSAM	SHILLONG
041	MATHEMATICS STANDA	23144795	VAISHNAVI PANDEY	FARRUKHABAD	UTTAR PRADESH	LUCKNOW
041	MATHEMATICS STANDA	15120958	VAISHNAVI VITTHAL GAVADE	KOLHAPUR	MAHARASHTRA	PUNE
041	MATHEMATICS STANDA	20210393	VAMSITHA VENKATA ANU KUSA	GUNTUR	A.P	HYDERABAD
041	MATHEMATICS STANDA	20220076	VANDANA MEESALA	SRIKAKULAM	A.P	HYDERABAD
041	MATHEMATICS STANDA	15108212	VARAD SHEJUL	BEED	MAHARASHTRA	PUNE
041	MATHEMATICS STANDA	15174020	VEDANT M DATEY	WARDHA	MAHARASHTRA	PUNE
041	MATHEMATICS STANDA	20194440	VIGNAN THARUNOJU	NALGONDA	TELANGANA	HYDERABAD
041	MATHEMATICS STANDA	11209923	VIKAS MEENA	TONK	RAJASTHAN	JAIPUR
041	MATHEMATICS STANDA	20193653	VIKRAM GANDLA	MEDAK	TELANGANA	HYDERABAD
041	MATHEMATICS STANDA	17161603	VINAY	JIND	HARYANA	JAIPUR
041	MATHEMATICS STANDA	11134154	VINEET GOYAL	AJMER	RAJASTHAN	JAIPUR
041	MATHEMATICS STANDA	23172306	VIRAT SINGH CHAUHAN	JALAUN	UTTAR PRADESH	LUCKNOW
041	MATHEMATICS STANDA	15167047	VISHAL DATTATRAYA PAWAR	SOLAPUR	MAHARASHTRA	PUNE
041	MATHEMATICS STANDA	15103103	VISHAL VIJAY MAHALLE	WASHIM	MAHARASHTRA	PUNE
041	MATHEMATICS STANDA	16134618	WAHIDUR RAHMAN	MORIGAON	ASSAM	SHILLONG
041	MATHEMATICS STANDA	22299897	WATAN KUMAR	HAZARIBAGH	JHARKHAND	PATNA
041	MATHEMATICS STANDA	15109666	YASH KOTECHA	BULDANA	MAHARASHTRA	PUNE
041	MATHEMATICS STANDA	11142626	YASH KUMAR	BHARATPUR	RAJASTHAN	JAIPUR
041	MATHEMATICS STANDA	20218483	YERRANI LOKESH KUMAR	CHITOOOR	A.P	HYDERABAD
041	MATHEMATICS STANDA	17131229	YUVRAJ	GURUGRAM	HARYANA	JAIPUR
013	ODIA	12101910	ALIVA JENA	BALASORE	ODISHA	BHOPAL
013	ODIA	12105966	ANANYA MISHRA	BOLANGIR	ODISHA	BHOPAL
013	ODIA	12101011	ANKIT ROSHAN PRADHAN	ANGUL	ODISHA	BHOPAL
013	ODIA	12101912	ANUSKA PANDA	BALASORE	ODISHA	BHOPAL
013	ODIA	12133948	ARYAN BHOI	SAMBALPUR	ODISHA	BHOPAL
013	ODIA	12130922	BIDYARATNA ANINDYAMANI H	NUAPADA	ODISHA	BHOPAL
013	ODIA	12101275	BISWAJIT SAHOO	DHENKANAL	ODISHA	BHOPAL
013	ODIA	12101269	CHELSI CHELINA	DHENKANAL	ODISHA	BHOPAL
013	ODIA	12109908	DEBARCHANA NAYAK	GAJAPATI	ODISHA	BHOPAL
013	ODIA	12101238	JASMINEE BEHERA	DHENKANAL	ODISHA	BHOPAL
013	ODIA	12134832	JHANSIRANI BAG	SONEPUR	ODISHA	BHOPAL
013	ODIA	12101259	KAJAL KADAMBINI BEHERA	DHENKANAL	ODISHA	BHOPAL
013	ODIA	12101283	M SOUMYASHREE	DHENKANAL	ODISHA	BHOPAL
013	ODIA	12108954	POOJA PRAGATIKA SATPATHY	DEOGARH	ODISHA	BHOPAL
013	ODIA	12121754	PRATHANA SENAPATI	KHURDA	ODISHA	BHOPAL
013	ODIA	12101309	PRATIKSHYA PREETIPARNA SWA	DHENKANAL	ODISHA	BHOPAL
013	ODIA	12108952	PRITIRAJ KHADIRATNA	DEOGARH	ODISHA	BHOPAL
013	ODIA	12101930	PRIYA RANJAN JENA	BALASORE	ODISHA	BHOPAL
013	ODIA	12101303	RUPESH SAHOO	DHENKANAL	ODISHA	BHOPAL
013	ODIA	12101306	SAMARJEET NAYAK	DHENKANAL	ODISHA	BHOPAL
013	ODIA	12105975	SHITAL KUMBHAR	BOLANGIR	ODISHA	BHOPAL
013	ODIA	12101042	SMRUTIRANJAN SAHU	ANGUL	ODISHA	BHOPAL
013	ODIA	12101263	SONALIKA SAMAL	DHENKANAL	ODISHA	BHOPAL
013	ODIA	12101268	SUBHASWETA PRIYADARSHINI	DHENKANAL	ODISHA	BHOPAL
013	ODIA	12101257	SWAGATIKA NAYAK	DHENKANAL	ODISHA	BHOPAL
013	ODIA	12101069	SWETAPADMA SAHU	ANGUL	ODISHA	BHOPAL
004	PUNJABI	13106611	BIPANDEEP KAUR	AMRITSAR -I	PUNJAB	CHANDIGARH
004	PUNJABI	13120778	HARNOOR KAUR	FEROZPUR	PUNJAB	CHANDIGARH
004	PUNJABI	13196743	LAKHWINDER SINGH	BARNALA	PUNJAB	CHANDIGARH
004	PUNJABI	13196756	LOVEPREET SINGH	BARNALA	PUNJAB	CHANDIGARH
004	PUNJABI	13196755	PAWANPREET KAUR	BARNALA	PUNJAB	CHANDIGARH
004	PUNJABI	13173587	PREET KAUR	MUKTSAR	PUNJAB	CHANDIGARH
004	PUNJABI	13106676	ROBANPREET KAUR	AMRITSAR -I	PUNJAB	CHANDIGARH
086	SCIENCE	22161514	BHOLA SHANKAR KUMAR	MADHUBANI	BIHAR	PATNA
086	SCIENCE	25136257	DEVASHISH NEGI	RUDRAPRAYAG	UTTARAKHAND	LUCKNOW
086	SCIENCE	24113159	MALAVI G KAMAL	KOLLAM	KERALA	HYDERABAD
086	SCIENCE	25136284	PRIYA NEGI	RUDRAPRAYAG	UTTARAKHAND	LUCKNOW
086	SCIENCE	25136297	SHREYA TRIPATHI	RUDRAPRAYAG	UTTARAKHAND	LUCKNOW
086	SCIENCE	24140053	SUHANA SULFEEKKER	ERNAKULAM	KERALA	HYDERABAD
086	SCIENCE - THEORY	12121744	HARSH AGRAWALLA	KHURDA	ODISHA	BHOPAL
086	SCIENCE - THEORY	15118752	JAYESH PATIL	JALGAON	MAHARASHTRA	PUNE
086	SCIENCE - THEORY	17249667	MANDEEP KUMAR	SOLAN	HP	CHANDIGARH
086	SCIENCE - THEORY	15146963	MANMATH RAMCHANDRA MAH	PARBHANI	MAHARASHTRA	PUNE

Subject Code	Subject Name	Roll	Student's Name	JNV- District	State/UT	Region
086	SCIENCE - THEORY	12167027	MD JAKARIA	MURSHIDABAD	W.BENGAL	PATNA
086	SCIENCE - THEORY	12167947	MD MUTAHHIR AZAM	UTTAR DINAJPUR	W.BENGAL	PATNA
086	SCIENCE - THEORY	12166996	MD SAHIL HOSSAIN	MURSHIDABAD	W.BENGAL	PATNA
086	SCIENCE - THEORY	15102852	NIKITA BAND	AKOLA	MAHARASHTRA	PUNE
086	SCIENCE - THEORY	15115207	NINAD PRASHANT KAMBLE	GADCHIROLI	MAHARASHTRA	PUNE
086	SCIENCE - THEORY	11209891	PRIYANKA YADAV	TONK	RAJASTHAN	JAIPUR
086	SCIENCE - THEORY	12140683	SAMYAKBRATA BISWAS	S.24 PARAGANAS	W.BENGAL	PATNA
086	SCIENCE - THEORY	23250027	SEEMA KASAUDHAN	SIDDHARTH NAGA	UTTAR PRADESH	LUCKNOW
086	SCIENCE - THEORY	15115787	SHIVAM UMESH MAHTO	CANACONA	GOA	PUNE
086	SCIENCE - THEORY	19190812	VED PRAKASH SINGH MARAVI	UMARIA	MADHYA PRADESH	BHOPAL
087	SOCIAL SCIENCE	16132567	A H MD AMANULLAH	KARIMGANJ	ASSAM	SHILLONG
087	SOCIAL SCIENCE	24106989	AARSHA S R	TRIVENDRAM	KERALA	HYDERABAD
087	SOCIAL SCIENCE	26108640	AASHISH	MUNGESHPUR	DELHI	JAIPUR
087	SOCIAL SCIENCE	23230721	AASHISH BHARTI	PRATAPGARH	UTTAR PRADESH	LUCKNOW
087	SOCIAL SCIENCE	19155058	AASHITA ASATI	JABALPUR	MADHYA PRADESH	BHOPAL
087	SOCIAL SCIENCE	24160879	ABHINAV RAVI	CALICUT	KERALA	HYDERABAD
087	SOCIAL SCIENCE	24160862	ABHINAV SURESH	CALICUT	KERALA	HYDERABAD
087	SOCIAL SCIENCE	12112567	ABHIPSA NAYAK	JAGATSINGHPUR	ODISHA	BHOPAL
087	SOCIAL SCIENCE	19163746	ABHISHEK MUJAWADIYA	MANDSAUR	MADHYA PRADESH	BHOPAL
087	SOCIAL SCIENCE	21208683	ABHISHEK PAYLA	MATHURA	UTTAR PRADESH	LUCKNOW
087	SOCIAL SCIENCE	23111735	ADBHUT TRIVEDI	BAHRAICH	UTTAR PRADESH	LUCKNOW
087	SOCIAL SCIENCE	13106637	ADITI	AMRITSAR -I	PUNJAB	CHANDIGARH
087	SOCIAL SCIENCE	23145486	ADITYA CHANDRA VERMA	FATEHPUR	UTTAR PRADESH	LUCKNOW
087	SOCIAL SCIENCE	19183906	ADITYA DUBEY	SHIVPURI	MADHYA PRADESH	BHOPAL
087	SOCIAL SCIENCE	19110303	ADITYA GOYAL	BHOPAL	MADHYA PRADESH	BHOPAL
087	SOCIAL SCIENCE	23197228	ADITYA RAI	KUSHINAGAR	UTTAR PRADESH	LUCKNOW
087	SOCIAL SCIENCE	15163449	ADITYA SANJAY JAGDALE	SANGLI	MAHARASHTRA	PUNE
087	SOCIAL SCIENCE	24128406	AJAY JOBY	KOTTAYAM	KERALA	HYDERABAD
087	SOCIAL SCIENCE	24154267	AKSHAYA B S	PALAKKAD	KERALA	HYDERABAD
087	SOCIAL SCIENCE	24160854	ALAN SUNIL	CALICUT	KERALA	HYDERABAD
087	SOCIAL SCIENCE	24140038	ALFRED JOB JAISON	ERNAKULAM	KERALA	HYDERABAD
087	SOCIAL SCIENCE	12101910	ALIVA JENA	BALASORE	ODISHA	BHOPAL
087	SOCIAL SCIENCE	23222397	AMAR KUMAR	MAU	UTTAR PRADESH	LUCKNOW
087	SOCIAL SCIENCE	18145322	AMARESH	KOPPAL	KARNATAKA	HYDERABAD
087	SOCIAL SCIENCE	24115680	ANAKHA ELESABATH JOSEPH	PATANAMTHITTA	KERALA	HYDERABAD
087	SOCIAL SCIENCE	23222393	ANKIT KUMAR NIGAM	MAU	UTTAR PRADESH	LUCKNOW
087	SOCIAL SCIENCE	19116048	ANKIT PATEL	CHHATARPUR	MADHYA PRADESH	BHOPAL
087	SOCIAL SCIENCE	12101011	ANKIT ROSHAN PRADHAN	ANGUL	ODISHA	BHOPAL
087	SOCIAL SCIENCE	22289295	ANMOL KUMAR GUPTA	GIRIDIH	JHARKHAND	PATNA
087	SOCIAL SCIENCE	24140091	ANN MARIA	ERNAKULAM	KERALA	HYDERABAD
087	SOCIAL SCIENCE	24163039	ANNIE SUSMIN STEAPHEN	WYNAD	KERALA	HYDERABAD
087	SOCIAL SCIENCE	24113157	ANOOP C DEVARAJ	KOLLAM	KERALA	HYDERABAD
087	SOCIAL SCIENCE	21141163	ANSHU KUMARI	BULANDSHAHAR	UTTAR PRADESH	LUCKNOW
087	SOCIAL SCIENCE	21225595	ANU KUMARI	MEERUT	UTTAR PRADESH	LUCKNOW
087	SOCIAL SCIENCE	24158272	ARAVIND V G	MALLAPURAM	KERALA	HYDERABAD
087	SOCIAL SCIENCE	19163752	ARPIT KUMAR KALA	MANDSAUR	MADHYA PRADESH	BHOPAL
087	SOCIAL SCIENCE	12130160	ASWAT ABHINANDAN	NAYAGARH	ODISHA	BHOPAL
087	SOCIAL SCIENCE	12129638	AYUSH DAS	NABARANGPUR	ODISHA	BHOPAL
087	SOCIAL SCIENCE	12183363	AYUSH KUMAR JAIN	JASHPUR	CHHATTISGARH	BHOPAL
087	SOCIAL SCIENCE	15117059	AYUSH SHARMANAND SHAHARI	GONDIA	MAHARASHTRA	PUNE
087	SOCIAL SCIENCE	19110302	AYUSH YADAV	BHOPAL	MADHYA PRADESH	BHOPAL
087	SOCIAL SCIENCE	16120416	BAMIN TASSANG	LOWER SUBANSIR	ARUNACHAL PRAD	SHILLONG
087	SOCIAL SCIENCE	18107573	BHANU TEJA REDDY S	BANGLORE URBAN	KARNATAKA	HYDERABAD
087	SOCIAL SCIENCE	18107540	BHARADWAJ G J	BANGLORE URBAN	KARNATAKA	HYDERABAD
087	SOCIAL SCIENCE	18150148	BHAVANA	RAICHUR	KARNATAKA	HYDERABAD
087	SOCIAL SCIENCE	11140959	BHAWNA VAGELA	BARMER	RAJASTHAN	JAIPUR
087	SOCIAL SCIENCE	22161514	BHOLA SHANKAR KUMAR	MADHUBANI	BIHAR	PATNA
087	SOCIAL SCIENCE	12130158	BISWA MANGARAJ	NAYAGARH	ODISHA	BHOPAL
087	SOCIAL SCIENCE	12131459	BISWOJIT PARIDA	PURI	ODISHA	BHOPAL
087	SOCIAL SCIENCE	16143355	BTINLYNTY MARTHONG	WEST KHASI HIL	MEGHALAYA	SHILLONG
087	SOCIAL SCIENCE	18145439	CHANDAN K T	MANDYA	KARNATAKA	HYDERABAD
087	SOCIAL SCIENCE	19163756	CHETAN KALA	MANDSAUR	MADHYA PRADESH	BHOPAL
087	SOCIAL SCIENCE	11142598	CHHAVI CHOUDHARY	BHARATPUR	RAJASTHAN	JAIPUR
087	SOCIAL SCIENCE	12106028	CHUDAMANI RANA	BOLANGIR	ODISHA	BHOPAL
087	SOCIAL SCIENCE	12165360	DEBKANTA MONDAL	E. MEDINIPUR	W.BENGAL	PATNA
087	SOCIAL SCIENCE	18141177	DEEKSHA K B	HASSAN	KARNATAKA	HYDERABAD
087	SOCIAL SCIENCE	21208688	DEEPAK KUMAR	MATHURA	UTTAR PRADESH	LUCKNOW
087	SOCIAL SCIENCE	19180708	DEEPAK KUMAR PAL	ANUPPUR	MADHYA PRADESH	BHOPAL
087	SOCIAL SCIENCE	12187668	DEVENDRA PATEL	MAHASAMUND	CHHATTISGARH	BHOPAL
087	SOCIAL SCIENCE	11126819	DEVRAJDAN KANUDAN GADHA	SURENDRANAGAR	GUJARAT	PUNE
087	SOCIAL SCIENCE	18135022	DHANUSH B G	SOUTH CANARA	KARNATAKA	HYDERABAD
087	SOCIAL SCIENCE	23128827	DILEEP YADAV	CHANDAULI	UTTAR PRADESH	LUCKNOW
087	SOCIAL SCIENCE	11118023	DIVYABEN PARTETI	MEHSANA	GUJARAT	PUNE
087	SOCIAL SCIENCE	25145894	DIYA GURUNG	UTTARKASHI	UTTARAKHAND	LUCKNOW
087	SOCIAL SCIENCE	12132474	EKKA GOMANGO	RAYAGADA	ODISHA	BHOPAL
087	SOCIAL SCIENCE	24154273	FARHAN M	PALAKKAD	KERALA	HYDERABAD
087	SOCIAL SCIENCE	24140019	FENZA MARIA K A	ERNAKULAM	KERALA	HYDERABAD
087	SOCIAL SCIENCE	20220081	GEETHA PITTA	SRIKAKULAM	A.P	HYDERABAD
087	SOCIAL SCIENCE	18107535	HARISHA B C	BANGLORE URBAN	KARNATAKA	HYDERABAD
087	SOCIAL SCIENCE	24106984	HARSHADA CHANDRAN	TRIVENDRAM	KERALA	HYDERABAD

Subject Code	Subject Name	Roll	Student's Name	JNV- District	State/UT	Region
087	SOCIAL SCIENCE	19190788	HARSHITA KAUSHAL	UMARIA	MADHYA PRADESH	BHOPAL
087	SOCIAL SCIENCE	18145497	HARSHITHA M D	MANDYA	KARNATAKA	HYDERABAD
087	SOCIAL SCIENCE	12113984	HEMALATA PADHAN	JHARSUGUDA	ODISHA	BHOPAL
087	SOCIAL SCIENCE	24140052	HIBA CHRISTINA THOMAS	ERNAKULAM	KERALA	HYDERABAD
087	SOCIAL SCIENCE	18135028	HITHA B	SOUTH CANARA	KARNATAKA	HYDERABAD
087	SOCIAL SCIENCE	18127653	IMPANA H B	BELLARY	KARNATAKA	HYDERABAD
087	SOCIAL SCIENCE	13191602	JASHANPREET SINGH	SANGRUR	PUNJAB	CHANDIGARH
087	SOCIAL SCIENCE	24160872	JAYALAKSHMI GANESH	CALICUT	KERALA	HYDERABAD
087	SOCIAL SCIENCE	18141215	JAYANTH K S	HASSAN	KARNATAKA	HYDERABAD
087	SOCIAL SCIENCE	24113191	JISNA J S	KOLLAM	KERALA	HYDERABAD
087	SOCIAL SCIENCE	16117227	JUMKEN DUI	UPPER SUBANSIR	ARUNACHAL PRAD	SHILLONG
087	SOCIAL SCIENCE	12165836	JYOTIRMAY SAU	W. MEDINAPUR	W.BENGAL	PATNA
087	SOCIAL SCIENCE	25135154	KARAN SINGH BISHT	PITHORAGARH	UTTARAKHAND	LUCKNOW
087	SOCIAL SCIENCE	19125654	KHUSHI SHAKYA	GWALIOR	MADHYA PRADESH	BHOPAL
087	SOCIAL SCIENCE	21204965	KISHAN RAJ	MAINPURI	UTTAR PRADESH	LUCKNOW
087	SOCIAL SCIENCE	19134272	KRISHNA CHOUREY	HOSHANGABAD	MADHYA PRADESH	BHOPAL
087	SOCIAL SCIENCE	23222439	KRISHNAKANT CHAUHAN	MAU	UTTAR PRADESH	LUCKNOW
087	SOCIAL SCIENCE	11175843	KULDEEP	JALORE	RAJASTHAN	JAIPUR
087	SOCIAL SCIENCE	21201774	KULDEEP RANA	HATHRAS	UTTAR PRADESH	LUCKNOW
087	SOCIAL SCIENCE	23250049	KUMARI LAKSHMI	SIDDHARTH NAGA	UTTAR PRADESH	LUCKNOW
087	SOCIAL SCIENCE	25138134	LAKSHYA JOSHI	U S NAGAR	UTTARAKHAND	LUCKNOW
087	SOCIAL SCIENCE	21201758	LAXMI	HATHRAS	UTTAR PRADESH	LUCKNOW
087	SOCIAL SCIENCE	20217074	LIKHITHA KAKI	WEST GODAVARY	A.P	HYDERABAD
087	SOCIAL SCIENCE	18107539	LIKHITHA A	BANGLORE URBAN	KARNATAKA	HYDERABAD
087	SOCIAL SCIENCE	22227734	LOVELY KUMARI	AURANGABAD	BIHAR	PATNA
087	SOCIAL SCIENCE	12112585	MAHENDRA BEHERA	JAGATSINGHPUR	ODISHA	BHOPAL
087	SOCIAL SCIENCE	11140981	MAHENDRA CHOUDHARY	BARMER	RAJASTHAN	JAIPUR
087	SOCIAL SCIENCE	11175845	MAHENDRA KUMAR	JALORE	RAJASTHAN	JAIPUR
087	SOCIAL SCIENCE	24113159	MALAVI G KAMAL	KOLLAM	KERALA	HYDERABAD
087	SOCIAL SCIENCE	24140021	MARIATT GEORGE	ERNAKULAM	KERALA	HYDERABAD
087	SOCIAL SCIENCE	16132579	MD MAMNUN AHMED TAPADAR	KARIMGANJ	ASSAM	SHILLONG
087	SOCIAL SCIENCE	11140999	MEENA KUMARI	BARMER	RAJASTHAN	JAIPUR
087	SOCIAL SCIENCE	15160759	MINI KUMARI	PUNE	MAHARASHTRA	PUNE
087	SOCIAL SCIENCE	25138166	MUSKAN BATHLA	U S NAGAR	UTTARAKHAND	LUCKNOW
087	SOCIAL SCIENCE	19155097	NAHESH CHOUDHARY	JABALPUR	MADHYA PRADESH	BHOPAL
087	SOCIAL SCIENCE	19165189	NANCY CHOUKSEY	NARSINGHPUR	MADHYA PRADESH	BHOPAL
087	SOCIAL SCIENCE	19183194	NANDINI PATIDAR	SHAJAPUR	MADHYA PRADESH	BHOPAL
087	SOCIAL SCIENCE	11141031	NARESH CHOUDHARY	BARMER	RAJASTHAN	JAIPUR
087	SOCIAL SCIENCE	21125006	NIKHIL KUMAR	BAGPAT	UTTAR PRADESH	LUCKNOW
087	SOCIAL SCIENCE	24115685	NITHISHA ELSA JOHN	PATANAMTHITTA	KERALA	HYDERABAD
087	SOCIAL SCIENCE	23172280	NIYATI GAHOI	JALAUN	UTTAR PRADESH	LUCKNOW
087	SOCIAL SCIENCE	16131509	PHRITHIVIRAJ NUNISA	N.C. HILLS	ASSAM	SHILLONG
087	SOCIAL SCIENCE	12101056	PRABHUPADA SIMINAKIA	ANGUL	ODISHA	BHOPAL
087	SOCIAL SCIENCE	18130560	PRAMOD B BELAGALI	BELGAUM	KARNATAKA	HYDERABAD
087	SOCIAL SCIENCE	12134839	PRATIK KUMAR HARIPAL	SONEPUR	ODISHA	BHOPAL
087	SOCIAL SCIENCE	12133996	PRITISHA BHOI	SAMBALPUR	ODISHA	BHOPAL
087	SOCIAL SCIENCE	25138195	PRIYA SINGH	U S NAGAR	UTTARAKHAND	LUCKNOW
087	SOCIAL SCIENCE	16144938	PRIYANKA NAOREM	IMPHAL WEST	MANIPUR	SHILLONG
087	SOCIAL SCIENCE	19177267	PRIYANSHU YADAV	SATNA	MADHYA PRADESH	BHOPAL
087	SOCIAL SCIENCE	18145471	RACHANA RAJU M	MANDYA	KARNATAKA	HYDERABAD
087	SOCIAL SCIENCE	19183202	RAHUL AHIRWAR	SHAJAPUR	MADHYA PRADESH	BHOPAL
087	SOCIAL SCIENCE	11174905	RAHUL CHOUDHARY	JAIPUR	RAJASTHAN	JAIPUR
087	SOCIAL SCIENCE	19102165	RAHUL CHOUDHARY	BALAGHAT	MADHYA PRADESH	BHOPAL
087	SOCIAL SCIENCE	19190796	RAKHI SHUKLA	UMARIA	MADHYA PRADESH	BHOPAL
087	SOCIAL SCIENCE	18152969	RAMYA	TUMKUR	KARNATAKA	HYDERABAD
087	SOCIAL SCIENCE	11138851	RAVINDRA CHANDELA	ALWAR	RAJASTHAN	JAIPUR
087	SOCIAL SCIENCE	22110251	REKHA KUMARI	BEGUSARAI	BIHAR	PATNA
087	SOCIAL SCIENCE	19183166	RITESH	SHAJAPUR	MADHYA PRADESH	BHOPAL
087	SOCIAL SCIENCE	18127630	RITHESHA NANDEPPANAVARA	BELLARY	KARNATAKA	HYDERABAD
087	SOCIAL SCIENCE	13106676	ROBANPREET KAUR	AMRITSAR -I	PUNJAB	CHANDIGARH
087	SOCIAL SCIENCE	23254661	ROHIT PRATAP JAUHAR	SONEBHADRA	UTTAR PRADESH	LUCKNOW
087	SOCIAL SCIENCE	15146001	ROHIT RAJARAM SATHE	NASIK	MAHARASHTRA	PUNE
087	SOCIAL SCIENCE	24128402	ROHITH KRISHNA	KOTTAYAM	KERALA	HYDERABAD
087	SOCIAL SCIENCE	11194937	RONAK KUMAWAT	KOTA	RAJASTHAN	JAIPUR
087	SOCIAL SCIENCE	12165842	SAGNIK ROY	W. MEDINAPUR	W.BENGAL	PATNA
087	SOCIAL SCIENCE	19187162	SAMRIDDHI KHARE	TIKAMGARH	MADHYA PRADESH	BHOPAL
087	SOCIAL SCIENCE	13154864	SANDEEP KAUR	LUDHIANA	PUNJAB	CHANDIGARH
087	SOCIAL SCIENCE	18130537	SANDESH K DOLLI	BELGAUM	KARNATAKA	HYDERABAD
087	SOCIAL SCIENCE	12129013	SATYAPRAKASH GIRI	MAYURBHANJ	ODISHA	BHOPAL
087	SOCIAL SCIENCE	13106616	SEHAJDEEP KAUR	AMRITSAR -I	PUNJAB	CHANDIGARH
087	SOCIAL SCIENCE	21124954	SHAGUN	BAGPAT	UTTAR PRADESH	LUCKNOW
087	SOCIAL SCIENCE	23250069	SHAILENDRA PANDEY	SIDDHARTH NAGA	UTTAR PRADESH	LUCKNOW
087	SOCIAL SCIENCE	19121220	SHASHANK	DEWAS	MADHYA PRADESH	BHOPAL
087	SOCIAL SCIENCE	18141216	SHASHANK N S	HASSAN	KARNATAKA	HYDERABAD
087	SOCIAL SCIENCE	23122586	SHASHANK CHAKRAVARTI	BARABANKI	UTTAR PRADESH	LUCKNOW
087	SOCIAL SCIENCE	19110335	SHIKHAR RAJURKAR	BHOPAL	MADHYA PRADESH	BHOPAL
087	SOCIAL SCIENCE	18130575	SHIVANAND M NAGANNAVAR	BELGAUM	KARNATAKA	HYDERABAD
087	SOCIAL SCIENCE	12170048	SHIVENDRA DWIVEDI	BASTAR	CHHATTISGARH	BHOPAL
087	SOCIAL SCIENCE	15160738	SHRADDHA NITIN DAFAL	PUNE	MAHARASHTRA	PUNE
087	SOCIAL SCIENCE	12134846	SHUBHENDU SA	SONEPUR	ODISHA	BHOPAL

Subject Code	Subject Name	Roll	Student's Name	JNV- District	State/UT	Region
087	SOCIAL SCIENCE	13106618	SIMRAN GILL	AMRITSAR -I	PUNJAB	CHANDIGARH
087	SOCIAL SCIENCE	11121767	SINGH SONU	TAPI	GUJARAT	PUNE
087	SOCIAL SCIENCE	12131464	SISMAN NAYAK	PURI	ODISHA	BHOPAL
087	SOCIAL SCIENCE	15117117	SONALI HEMRAJ KORE	GONDIA	MAHARASHTRA	PUNE
087	SOCIAL SCIENCE	19132615	SOUMYA GOUR	HARDA	MADHYA PRADESH	BHOPAL
087	SOCIAL SCIENCE	24140053	SUHANA SULFEEKKER	ERNAKULAM	KERALA	HYDERABAD
087	SOCIAL SCIENCE	12136762	SUMANT NANDA	SUNDARGARH	ODISHA	BHOPAL
087	SOCIAL SCIENCE	18141244	SURABHI S S	HASSAN	KARNATAKA	HYDERABAD
087	SOCIAL SCIENCE	12109904	SURAJ SAHU	GAJAPATI	ODISHA	BHOPAL
087	SOCIAL SCIENCE	19165193	SWARNIMA SHARMA	NARSINGHPUR	MADHYA PRADESH	BHOPAL
087	SOCIAL SCIENCE	12131466	SWASTIKA PRIYADARSHINI	PURI	ODISHA	BHOPAL
087	SOCIAL SCIENCE	23230696	SWATI DUBEY	PRATAPGARH	UTTAR PRADESH	LUCKNOW
087	SOCIAL SCIENCE	12180700	TEJPRAKASH SAHU	DURG	CHHATTISGARH	BHOPAL
087	SOCIAL SCIENCE	19132621	TEJSINGH	HARDA	MADHYA PRADESH	BHOPAL
087	SOCIAL SCIENCE	21141187	TUSHAR DUHAN	BULANDSHAHAR	UTTAR PRADESH	LUCKNOW
087	SOCIAL SCIENCE	19183682	UDIT PRATAP	SHEOPUR	MADHYA PRADESH	BHOPAL
087	SOCIAL SCIENCE	22161508	UJJAWAL KUMAR	MADHUBANI	BIHAR	PATNA
087	SOCIAL SCIENCE	18145376	VANISRI MALIPATIL	KOPPAL	KARNATAKA	HYDERABAD
087	SOCIAL SCIENCE	11118109	VASAVA SNEHALBEN	NARMADA	GUJARAT	PUNE
087	SOCIAL SCIENCE	18132729	VINAY K K	CHIKMAGLORE	KARNATAKA	HYDERABAD
087	SOCIAL SCIENCE	18143103	VINOD	KALABURGI-II	KARNATAKA	HYDERABAD
087	SOCIAL SCIENCE	18141212	VISHESH P GOWDA	HASSAN	KARNATAKA	HYDERABAD
087	SOCIAL SCIENCE	22227765	VIVEK RAJ	AURANGABAD	BIHAR	PATNA
087	SOCIAL SCIENCE	21180896	YASH TYAGI	GHAZIABAD	UTTAR PRADESH	LUCKNOW
087	SOCIAL SCIENCE	13226257	ZULFIQAR ALI	BADGAM	J&K	CHANDIGARH
303	URDU COURSE B	13225016	PADMA CHOSDON	LEH	J&K	CHANDIGARH
003	URDU COURSE-A	13226027	MARIYA MUSTAFA	GANDERBAL	J&K	CHANDIGARH
003	URDU COURSE-A	13226259	MOHAMMAD YASEEN MIR	BADGAM	J&K	CHANDIGARH
003	URDU COURSE-A	13226254	MUDASIR RASHEED	BADGAM	J&K	CHANDIGARH
003	URDU COURSE-A	13225122	SAHER FATIMA	POONCH	J&K	CHANDIGARH

25 SUBJECT-WISE LIST OF SUBJECT TOPPERS

STUDENTS SCORED 100% MARKS

CBSE BOARD EXAM RESULTS - 2020

Subject Code	Subject Name	Roll	Student's Name	JNV- District	State/UT	Region
	CLASS - XII					
055	ACCOUNTANCY	24622598	VINAYAK M MALIL	ERNAKULAM	KERALA	HYDERABAD
044	BIOLOGY	11603618	HAPPY SABHADIYA	GIR SOMNATH	GUJARAT	PUNE
044	BIOLOGY	11653195	SONAL	JAIPUR	RAJASTHAN	JAIPUR
044	BIOLOGY	11653196	KOMAL CHOUDHARY	JAIPUR	RAJASTHAN	JAIPUR
044	BIOLOGY	11657671	KARTIK LAKHIWAL	JHUNJHUNU	RAJASTHAN	JAIPUR
044	BIOLOGY	11686772	NIKITA BENIWAL	TONK	RAJASTHAN	JAIPUR
044	BIOLOGY	12614991	SOUMYA SUCHARITA KASHYAP	NUAPADA	ODISHA	BHOPAL
044	BIOLOGY	12670316	JAYA PAINKRA	SURAJPUR	CHHATTISGARH	BHOPAL
044	BIOLOGY	12670319	NAVEEN KUMAR ANANT	SURAJPUR	CHHATTISGARH	BHOPAL
044	BIOLOGY	15600694	GAURAV POTE	AKOLA	MAHARASHTRA	PUNE
044	BIOLOGY	15601866	SHIVSHANKAR DESHMUKH	BULDANA	MAHARASHTRA	PUNE
044	BIOLOGY	15601867	SHUBHAM DAKHORE	BULDANA	MAHARASHTRA	PUNE
044	BIOLOGY	15614220	VAIBHAV KEMDARNE	OSMANABAD	MAHARASHTRA	PUNE
044	BIOLOGY	15619079	NIHAL SHUKLA	PUNE	MAHARASHTRA	PUNE
044	BIOLOGY	15619083	PUSHPRAJ	PUNE	MAHARASHTRA	PUNE
044	BIOLOGY	16631948	CHONGHOI CHONGLOI	IMPHAL EAST	MANIPUR	SHILLONG
044	BIOLOGY	19611480	RITIKA JAIN	CHHATARPUR	MADHYA PRADESH	BHOPAL
044	BIOLOGY	19612759	ANJALI SOMKUWAR	CHHINDWARA	MADHYA PRADESH	BHOPAL
044	BIOLOGY	19613215	RIDDHI SINGH	DAMOH	MADHYA PRADESH	BHOPAL
044	BIOLOGY	19615890	AKANKSHA KEWAT	GUNA	MADHYA PRADESH	BHOPAL
044	BIOLOGY	19659426	YOGENDRA DINKAR	VIDISHA	MADHYA PRADESH	BHOPAL
044	BIOLOGY	19659483	ANSHUL VISHWAKARMA	VIDISHA	MADHYA PRADESH	BHOPAL
044	BIOLOGY	20657417	GENI KEERTHI PRIYA	KADAPA	A.P	HYDERABAD
044	BIOLOGY	20657546	VARIKUTI GOPI MAHESWARA REDDY	PRAKASHAM-II	A.P	HYDERABAD
044	BIOLOGY	20657556	NAGIREDDY ROHITH KUMAR REDDY	PRAKASHAM-II	A.P	HYDERABAD
044	BIOLOGY	22614664	NIHARIKA KUMARI	E. CHAMPARAN	BIHAR	PATNA
044	BIOLOGY	22614674	SHREYA KUMARI	E. CHAMPARAN	BIHAR	PATNA
044	BIOLOGY	24617060	DIVYA M	IDUKKI	KERALA	HYDERABAD
044	BIOLOGY	25601024	JEEVIKA RAJ	NAINITAL	UTTARAKHAND	LUCKNOW
044	BIOLOGY	25634274	MOHAMMAD NAZARUL	MORADABAD	UTTAR PRADESH	LUCKNOW
054	BUSINESS STUDIES	24622598	VINAYAK M MALIL	ERNAKULAM	KERALA	HYDERABAD
043	CHEMISTRY	12601938	SHRUTIKIRTI PANDA	BARGARH	ODISHA	BHOPAL
043	CHEMISTRY	17668755	JATIN	NUH	HARYANA	JAIPUR
043	CHEMISTRY	19659175	PRATAP SINGH RATHOUR	UMARIA	MADHYA PRADESH	BHOPAL
043	CHEMISTRY	23624766	SONALI SINGH	FAIZABAD	UTTAR PRADESH	LUCKNOW
043	CHEMISTRY	24603831	ABHISHEK L P	TRIVENDRAM	KERALA	HYDERABAD
030	ECONOMICS	11625808	PAWAN KUMAR	ALWAR	RAJASTHAN	JAIPUR
030	ECONOMICS	13613175	AKSHIT KUMAR	FARIDKOT	PB	CHANDIGARH
030	ECONOMICS	13671229	MANPREET KAUR	SANGRUR	PB	CHANDIGARH
030	ECONOMICS	17708038	ARUN KUMAR	MANDI	HP	CHANDIGARH
030	ECONOMICS	22667382	KUMARI SAUMYA	SAMASTIPUR	BIHAR	PATNA
030	ECONOMICS	24608155	ROHIT M KUMAR	PATANAMTHITTA	KERALA	HYDERABAD
030	ECONOMICS	24616252	K DIVINEMOL	KOTTAYAM	KERALA	HYDERABAD
030	ECONOMICS	24628898	SUBIN P S	TRICHUR	KERALA	HYDERABAD
030	ECONOMICS	25600414	NEHA JANTWAL	ALMORA	UTTARAKHAND	LUCKNOW
301	ENGLISH CORE	13622162	SAMARPREET KAUR	HOSHIARPUR	PB	CHANDIGARH
301	ENGLISH CORE	19638668	KASHISH JAIN	JABALPUR	MADHYA PRADESH	BHOPAL
301	ENGLISH CORE	21696563	ALKA GANGWAR	PILIBHIT	UTTAR PRADESH	LUCKNOW
301	ENGLISH CORE	21698160	KRITTIKA SINGH	SHAHJAHANPUR	UTTAR PRADESH	LUCKNOW
301	ENGLISH CORE	24632513	HRUSHIKESH S	CALICUT	KERALA	HYDERABAD
301	ENGLISH CORE	24632516	LEWIL S	CALICUT	KERALA	HYDERABAD
301	ENGLISH CORE	25632146	VISHAL KUMAR SINGH	U S NAGAR	UTTARAKHAND	LUCKNOW
301	ENGLISH CORE	25637729	PIYUSH BHATT	UTTARKASHI	UTTARAKHAND	LUCKNOW
301	ENGLISH CORE	25637733	MOHINI POKHRIYAL	UTTARKASHI	UTTARAKHAND	LUCKNOW
301	ENGLISH CORE	25637753	PRANSHU BADHANI	UTTARKASHI	UTTARAKHAND	LUCKNOW
301	ENGLISH CORE	25637760	SHUBHAM NAUTIYAL	UTTARKASHI	UTTARAKHAND	LUCKNOW
301	ENGLISH CORE	25642613	HARSH VARDHAN GAUTAM	BIJNOR	UTTAR PRADESH	LUCKNOW
301	ENGLISH CORE	25651083	PRIYA SHAH	MUZAFFARNAGAR	UTTAR PRADESH	LUCKNOW
805	FINANCIAL MARKETS	12600672	SILU SETHY	DHENKANAL	ODISHA	BHOPAL
810	FRONT OFFICE OPERA	12646366	SNIGDHA MANDAL	MURSHIDABAD	W.BENGAL	PATNA
810	FRONT OFFICE OPERA	12646368	ANUSKA DAS	MURSHIDABAD	W.BENGAL	PATNA
029	GEOGRAPHY	20650156	THONGALA SAI TEJA	NIZAMABAD	TELANGANA	HYDERABAD
029	GEOGRAPHY	22667382	KUMARI SAUMYA	SAMASTIPUR	BIHAR	PATNA
034	HIND MUSIC.VOCAL	13634402	SIMRAN KAUR	KAPURTHALA	PB	CHANDIGARH
034	HIND MUSIC.VOCAL	22613119	ANURADHA KUMARI	DARBHANGA	BIHAR	PATNA
034	HIND MUSIC.VOCAL	22613126	JYOTI KUMARI	DARBHANGA	BIHAR	PATNA
034	HIND MUSIC.VOCAL	22613127	KAJAL KUMARI	DARBHANGA	BIHAR	PATNA
034	HIND MUSIC.VOCAL	22613131	KUMARI SALONI	DARBHANGA	BIHAR	PATNA
034	HIND MUSIC.VOCAL	22613139	SUPRIYA RANI	DARBHANGA	BIHAR	PATNA
034	HIND MUSIC.VOCAL	22613155	POOJA KUMARI	DARBHANGA	BIHAR	PATNA
034	HIND MUSIC.VOCAL	22667355	SONU KUMAR	SAMASTIPUR	BIHAR	PATNA
034	HIND MUSIC.VOCAL	22667360	SHIV KUMAR	SAMASTIPUR	BIHAR	PATNA
034	HIND MUSIC.VOCAL	22667377	KUMARI AYUSHI	SAMASTIPUR	BIHAR	PATNA

Subject Code	Subject Name	Roll	Student's Name	JNV- District	State/UT	Region
034	HIND MUSIC.VOCAL	22667382	KUMARI SAUMYA	SAMASTIPUR	BIHAR	PATNA
034	HIND MUSIC.VOCAL	22667385	SHUBHANGI KUMARI	SAMASTIPUR	BIHAR	PATNA
034	HIND MUSIC.VOCAL	22667387	PRIYANKA KUMARI	SAMASTIPUR	BIHAR	PATNA
034	HIND MUSIC.VOCAL	22667389	DHYAN TRIPTI	SAMASTIPUR	BIHAR	PATNA
302	HINDI CORE	20650156	THONGALA SAI TEJA	NIZAMABAD	TELANGANA	HYDERABAD
027	HISTORY	12633498	SAYANI CHAKRABORTY	HOOGHLY	W.BENGAL	PATNA
027	HISTORY	16626132	POMPI KALITA	DHEMAJI	ASSAM	SHILLONG
027	HISTORY	20650156	THONGALA SAI TEJA	NIZAMABAD	TELANGANA	HYDERABAD
027	HISTORY	22667382	KUMARI SAUMYA	SAMASTIPUR	BIHAR	PATNA
027	HISTORY	23632392	PRIYUL TIWARI	GONDA	UTTAR PRADESH	LUCKNOW
027	HISTORY	23704020	DILEEP KUMAR	SITAPUR-I	UTTAR PRADESH	LUCKNOW
265	INFORMATICS PRAC.	24622598	VINAYAK M MALIL	ERNAKULAM	KERALA	HYDERABAD
041	MATHEMATICS	11653227	RUPAM KUMAWAT	JAIPUR	RAJASTHAN	JAIPUR
041	MATHEMATICS	17623806	ARYAN SIHAG	FATEHABAD	HARYANA	JAIPUR
041	MATHEMATICS	17659782	HARSH SAINI	KURUKSHETRA	HARYANA	JAIPUR
041	MATHEMATICS	18603276	IFTEKHAR AHMED	BANGLORE URBAN	KARNATAKA	HYDERABAD
041	MATHEMATICS	18603318	NEERAJ GARTIA	BANGLORE URBAN	KARNATAKA	HYDERABAD
041	MATHEMATICS	22704740	AVINASH RANJAN	PAKUR - I	JHARKHAND	PATNA
041	MATHEMATICS	24603862	VIJAY J V	TRIVENDRAM	KERALA	HYDERABAD
041	MATHEMATICS	24617036	LIJU MON A P	IDUKKI	KERALA	HYDERABAD
041	MATHEMATICS	24622540	EMILIN SEBY	ERNAKULAM	KERALA	HYDERABAD
041	MATHEMATICS	24622569	VINITA M	ERNAKULAM	KERALA	HYDERABAD
041	MATHEMATICS	24628839	ANIRUDH A V	TRICHUR	KERALA	HYDERABAD
041	MATHEMATICS	24632513	HRUSHIKESH S	CALICUT	KERALA	HYDERABAD
041	MATHEMATICS	24635192	AVANI K V	CANNANORE	KERALA	HYDERABAD
041	MATHEMATICS	24635843	ABHIMANUE M	KASARGOD	KERALA	HYDERABAD
041	MATHEMATICS	25601260	NISHTHA KARKI	BAGESHWAR	UTTARAKHAND	LUCKNOW
041	MATHEMATICS	25614170	VAISHNAVI KANOJIA	DEHRADUN	UTTARAKHAND	LUCKNOW
041	MATHEMATICS	25629733	KESHAV DUTT PATHAK	PITHORAGARH	UTTARAKHAND	LUCKNOW
041	MATHEMATICS	25632153	ASHISH BISHT	U S NAGAR	UTTARAKHAND	LUCKNOW
041	MATHEMATICS	25642630	SHANU KUMAR	BIJNOR	UTTAR PRADESH	LUCKNOW
049	PAINTING	16600039	ADALU MIPI	DIBANG VALLEY	ARUNACHAL PRAD	SHILLONG
049	PAINTING	16600041	ALONDO MIHU	DIBANG VALLEY	ARUNACHAL PRAD	SHILLONG
049	PAINTING	16600052	ERENLU CHAITOM	DIBANG VALLEY	ARUNACHAL PRAD	SHILLONG
049	PAINTING	16629986	HEISNAM PINKY CHANU	BISHNUPUR	MANIPUR	SHILLONG
049	PAINTING	16629997	MARILYN KONSAM	BISHNUPUR	MANIPUR	SHILLONG
049	PAINTING	16629998	MEITANGKEISHANGBAM RISHIKANT SIN	BISHNUPUR	MANIPUR	SHILLONG
049	PAINTING	16630006	RINYA JAMANG	BISHNUPUR	MANIPUR	SHILLONG
049	PAINTING	16630008	RM NOTREI	BISHNUPUR	MANIPUR	SHILLONG
049	PAINTING	16630015	SELLY SENJAM	BISHNUPUR	MANIPUR	SHILLONG
049	PAINTING	16630024	AMRITARANI MOIRANGTHEM	BISHNUPUR	MANIPUR	SHILLONG
049	PAINTING	16630030	KHWAIRAKPAM JENITA DEVI	BISHNUPUR	MANIPUR	SHILLONG
049	PAINTING	16630032	LAMNGANBI YUMNAM	BISHNUPUR	MANIPUR	SHILLONG
049	PAINTING	16630540	L. LAMNEIHAT	UKHRUL - I	MANIPUR	SHILLONG
049	PAINTING	16630553	KHANGAMTHING CHAHONGNAO	UKHRUL - I	MANIPUR	SHILLONG
049	PAINTING	16630605	SOMIMAYA ZINGKHAI	UKHRUL - I	MANIPUR	SHILLONG
049	PAINTING	16638986	LHAKMIT LEPCHA	NORTH SIKKIM	SIKKIM	SHILLONG
049	PAINTING	16641977	ANUPRIYA RAI	WEST SIKKIM	SIKKIM	SHILLONG
049	PAINTING	16641985	SAMTEN LAMU SHERPA	WEST SIKKIM	SIKKIM	SHILLONG
049	PAINTING	16641986	PRITI BISWAS	WEST SIKKIM	SIKKIM	SHILLONG
049	PAINTING	16644295	BIVHA MOG	GOMATI	TRIPURA	SHILLONG
049	PAINTING	16644296	CHAMELI REANG	GOMATI	TRIPURA	SHILLONG
049	PAINTING	16644298	INDIRA DEBNATH	GOMATI	TRIPURA	SHILLONG
049	PAINTING	16644300	KHUMULI JAMATIA	GOMATI	TRIPURA	SHILLONG
049	PAINTING	17612946	MANOJ	FARIDABAD	HARYANA	JAIPUR
049	PAINTING	17710355	ANAMIKA	SHIMLA	HP	CHANDIGARH
049	PAINTING	17710356	ANUSHKA KHAGTA	SHIMLA	HP	CHANDIGARH
049	PAINTING	17710358	PRIYANKA	SHIMLA	HP	CHANDIGARH
049	PAINTING	17710373	VIVEK KAUSHAL	SHIMLA	HP	CHANDIGARH
049	PAINTING	22605496	RIPU KUMARI	BHAGALPUR	BIHAR	PATNA
049	PAINTING	22613132	MANISH KUMAR YADAV	DARBHANGA	BIHAR	PATNA
049	PAINTING	22614672	AMRITA KUMARI	E. CHAMPARAN	BIHAR	PATNA
049	PAINTING	22661630	MAMTA KUMARI	PURNEA	BIHAR	PATNA
049	PAINTING	22661635	NAINSI	PURNEA	BIHAR	PATNA
049	PAINTING	22661642	SANA SAMREEN	PURNEA	BIHAR	PATNA
049	PAINTING	22661644	SMRITI RAJ	PURNEA	BIHAR	PATNA
049	PAINTING	22699903	ANJALI KUMARI	SIMDEGA	JHARKHAND	PATNA
049	PAINTING	22699915	PREETY BURH	SIMDEGA	JHARKHAND	PATNA
049	PAINTING	22703762	SUPRIYA MONDAL	JAMTARA	JHARKHAND	PATNA
049	PAINTING	22704646	SIMRAN ORAON	LOHARDAGA	JHARKHAND	PATNA
049	PAINTING	23648612	ROSHAN TIWARI	JAUNPUR	UTTAR PRADESH	LUCKNOW
049	PAINTING	23648624	LAV KUSH GAUTAM	JAUNPUR	UTTAR PRADESH	LUCKNOW
049	PAINTING	23648638	KRITIKA SHUKLA	JAUNPUR	UTTAR PRADESH	LUCKNOW
048	PHYSICAL EDUCATION	11677274	VAISHNAV SONIYA	PALI	RAJASTHAN	JAIPUR
048	PHYSICAL EDUCATION	11677307	GUDIYA	PALI	RAJASTHAN	JAIPUR
048	PHYSICAL EDUCATION	11677327	TANNU CHARAN	PALI	RAJASTHAN	JAIPUR
048	PHYSICAL EDUCATION	13695151	INSHA SYEED	ANANTNAG	J&K	CHANDIGARH
048	PHYSICAL EDUCATION	13695157	IRMA AYOUB LONE	ANANTNAG	J&K	CHANDIGARH
048	PHYSICAL EDUCATION	13695170	SHABNUM BEIGH	ANANTNAG	J&K	CHANDIGARH
048	PHYSICAL EDUCATION	16613806	NAOREM NIMAICHAND SINGH	LOWER DIBANG V	ARUNACHAL PRAD	SHILLONG
048	PHYSICAL EDUCATION	16613811	SHIV MIHU	LOWER DIBANG V	ARUNACHAL PRAD	SHILLONG
048	PHYSICAL EDUCATION	16613814	TAJ MEASUM	LOWER DIBANG V	ARUNACHAL PRAD	SHILLONG

Subject Code	Subject Name	Roll	Student's Name	JNV- District	State/UT	Region
048	PHYSICAL EDUCATION	16613816	TISONI TAKU	LOWER DIBANG V	ARUNACHAL PRAD	SHILLONG
048	PHYSICAL EDUCATION	16626181	DIBYA JYOTI LASKAR	NAGAON	ASSAM	SHILLONG
048	PHYSICAL EDUCATION	17692854	URMILA	SIRSA	HARYANA	JAIPUR
048	PHYSICAL EDUCATION	22643945	ANUSHIKA BHARTI	PATNA	BIHAR	PATNA
048	PHYSICAL EDUCATION	22643952	LOKESH KUMAR	PATNA	BIHAR	PATNA
048	PHYSICAL EDUCATION	22704740	AVINASH RANJAN	PAKUR - I	JHARKHAND	PATNA
051	SCULPTURE	26606277	SAKSHI CHAUDHARY	MUNGESHPUR	DELHI	JAIPUR
051	SCULPTURE	26606291	DEEPAK	MUNGESHPUR	DELHI	JAIPUR
051	SCULPTURE	26606295	RAHUL KUAMR JHA	MUNGESHPUR	DELHI	JAIPUR
051	SCULPTURE	26606308	BHAGAT KUMAR	MUNGESHPUR	DELHI	JAIPUR
051	SCULPTURE	26606309	NISHA KUMARI	MUNGESHPUR	DELHI	JAIPUR
806	TOURISM	12603550	RITISH DANSENA	CUTTACK	ODISHA	BHOPAL
803	WEB APPLICATION	22681060	SUNNY KUMAR	BOKARO	JHARKHAND	PATNA

26A

SUBJECT-WISE LIST OF SUBJECT TOPPERS

NVS NATIONAL LEVEL- CLASS XII

CBSE BOARD EXAM RESULTS - 2020

Subject Code (CBSE)	Subject Name	Roll No.	Student's Name	JNV- Distt.	Region	Mark	Rank (NVS)
	CLASS - XII						
055	ACCOUNTANCY	24622598	VINAYAK M MALIL	ERNAKULAM	HYDERABAD	100	1
052	APP/COMMERCIAL ART	16621575	BUBLI BRAHMA	KOKRAJHAR	SHILLONG	97	1
052	APP/COMMERCIAL ART	16621571	RABINA BRAHMA	KOKRAJHAR	SHILLONG	97	1
052	APP/COMMERCIAL ART	16621572	REFI VASHTI ISLARI	KOKRAJHAR	SHILLONG	97	1
052	APP/COMMERCIAL ART	16621574	SUSHMA NARZARY	KOKRAJHAR	SHILLONG	97	1
811	BANKING	13667287	NAVEEN	ROPAR	CHANDIGARH	95	1
105	BENGALI	12634855	ABHRADEEP GOSWAMI	ALIPURDWAR	PATNA	97	1
105	BENGALI	12634857	ANAMIKA CHANDA	ALIPURDWAR	PATNA	97	1
105	BENGALI	12628951	PAMPA SOW MONDAL	BIRBHUM	PATNA	97	1
044	BIOLOGY	19615890	AKANKSHA KEWAT	GUNA	BHOPAL	100	1
044	BIOLOGY	19612759	ANJALI SOMKUWAR	CHHINDWARA	BHOPAL	100	1
044	BIOLOGY	19659483	ANSHUL VISHWAKARMA	VIDISHA	BHOPAL	100	1
044	BIOLOGY	16631948	CHONGHOI CHONGLOI	IMPHAL EAST	SHILLONG	100	1
044	BIOLOGY	24617060	DIVYA M	IDUKKI	HYDERABAD	100	1
044	BIOLOGY	15600694	GAURAV POTE	AKOLA	PUNE	100	1
044	BIOLOGY	20657417	GENI KEERTHI PRIYA	KADAPA	HYDERABAD	100	1
044	BIOLOGY	11603618	HAPPY SABHADIYA	GIR SOMNATH	PUNE	100	1
044	BIOLOGY	12670316	JAYA PAINKRA	SURAJPUR	BHOPAL	100	1
044	BIOLOGY	25601024	JEEVIKA RAJ	NAINITAL	LUCKNOW	100	1
044	BIOLOGY	11657671	KARTIK LAKHIWAL	JHUNJHUNU	JAIPUR	100	1
044	BIOLOGY	11653196	KOMAL CHOUDHARY	JAIPUR	JAIPUR	100	1
044	BIOLOGY	25634274	MOHAMMAD NAZARUL	MORADABAD	LUCKNOW	100	1
044	BIOLOGY	20657556	NAGIREDDY ROHITH KUMAR REDDY	PRAKASHAM-II	HYDERABAD	100	1
044	BIOLOGY	12670319	NAVEEN KUMAR ANANT	SURAJPUR	BHOPAL	100	1
044	BIOLOGY	15619079	NIHAL SHUKLA	PUNE	PUNE	100	1
044	BIOLOGY	22614664	NIHARIKA KUMARI	E. CHAMPARAN	PATNA	100	1
044	BIOLOGY	11686772	NIKITA BENIWAL	TONK	JAIPUR	100	1
044	BIOLOGY	15619083	PUSHPRAJ	PUNE	PUNE	100	1
044	BIOLOGY	19613215	RIDDHI SINGH	DAMOH	BHOPAL	100	1
044	BIOLOGY	19611480	RITIKA JAIN	CHHATARPUR	BHOPAL	100	1
044	BIOLOGY	15601866	SHIVSHANKAR DESHMUKH	BULDANA	PUNE	100	1
044	BIOLOGY	22614674	SHREYA KUMARI	E. CHAMPARAN	PATNA	100	1
044	BIOLOGY	15601867	SHUBHAM DAKHORE	BULDANA	PUNE	100	1
044	BIOLOGY	11653195	SONAL	JAIPUR	JAIPUR	100	1
044	BIOLOGY	12614991	SOUMYA SUCHARITA KASHYAP	NUAPADA	BHOPAL	100	1
044	BIOLOGY	15614220	VAIBHAV KEMDARNE	OSMANABAD	PUNE	100	1

CBSE BOARD EXAM RESULTS - 2020

Subject Code (CBSE)	Subject Name	Roll No.	Student's Name	JNV- Distt.	Region	Mark	Rank (NVS)
044	BIOLOGY	20657546	VARIKUTI GOPI MAHESWARA REDDY	PRAKASHAM-II	HYDERABAD	100	1
044	BIOLOGY	19659426	YOGENDRA DINKAR	VIDISHA	BHOPAL	100	1
045	BIOTECHNOLOGY	13660110	ANUREET RIAR	PATHANKOT	CHANDIGARH	97	1
045	BIOTECHNOLOGY	12602840	AYUSH MEHER	BOLANGIR	BHOPAL	97	1
045	BIOTECHNOLOGY	19607252	DEEPAK PANDEY	BHOPAL	BHOPAL	97	1
045	BIOTECHNOLOGY	16629986	HEISNAM PINKY CHANU	BISHNUPUR	SHILLONG	97	1
045	BIOTECHNOLOGY	11653189	MEGHA SHARMA	JAIPUR	JAIPUR	97	1
045	BIOTECHNOLOGY	11653192	PRITI MEENA	JAIPUR	JAIPUR	97	1
045	BIOTECHNOLOGY	16630008	RM NOTREI	BISHNUPUR	SHILLONG	97	1
045	BIOTECHNOLOGY	22667420	SAHYOG SINGH	SAMASTIPUR	PATNA	97	1
045	BIOTECHNOLOGY	17704524	SHAYNA SHARMA	HAMIRPUR	CHANDIGARH	97	1
045	BIOTECHNOLOGY	11653195	SONAL	JAIPUR	JAIPUR	97	1
045	BIOTECHNOLOGY	17705324	VIKESH THAKUR	KANGRA	CHANDIGARH	97	1
054	BUSINESS STUDIES	24622598	VINAYAK M MALIL	ERNAKULAM	HYDERABAD	100	1
043	CHEMISTRY	24603831	ABHISHEK L P	TRIVENDRAM	HYDERABAD	100	1
043	CHEMISTRY	17668755	JATIN	NUH	JAIPUR	100	1
043	CHEMISTRY	19659175	PRATAP SINGH RATHOUR	UMARIA	BHOPAL	100	1
043	CHEMISTRY	12601938	SHRUTIKIRTI PANDA	BARGARH	BHOPAL	100	1
043	CHEMISTRY	23624766	SONALI SINGH	FAIZABAD	LUCKNOW	100	1
083	COMPUTER SCIENCE (	22611149	BANDANA KUMARI	BUXAR	PATNA	98	1
083	COMPUTER SCIENCE (	19653135	KSHITIJ SONI	ANUPPUR	BHOPAL	98	1
083	COMPUTER SCIENCE (	13629554	PARAMJIT KUMAR	JALLANDHAR	CHANDIGARH	98	1
283	COMPUTER SCIENCE (	24603831	ABHISHEK L P	TRIVENDRAM	HYDERABAD	99	1
283	COMPUTER SCIENCE (	24622540	EMILIN SEBY	ERNAKULAM	HYDERABAD	99	1
283	COMPUTER SCIENCE (	16641987	INDRAJIT SHARMA	WEST SIKKIM	SHILLONG	99	1
283	COMPUTER SCIENCE (	18603429	JHAANSI REDDY	BANGLORE URBAN	HYDERABAD	99	1
030	ECONOMICS	13613175	AKSHIT KUMAR	FARIDKOT	CHANDIGARH	100	1
030	ECONOMICS	17708038	ARUN KUMAR	MANDI	CHANDIGARH	100	1
030	ECONOMICS	24616252	K DIVINEMOL	KOTTAYAM	HYDERABAD	100	1
030	ECONOMICS	22667382	KUMARI SAUMYA	SAMASTIPUR	PATNA	100	1
030	ECONOMICS	13671229	MANPREET KAUR	SANGRUR	CHANDIGARH	100	1
030	ECONOMICS	25600414	NEHA JANTWAL	ALMORA	LUCKNOW	100	1
030	ECONOMICS	11625808	PAWAN KUMAR	ALWAR	JAIPUR	100	1
030	ECONOMICS	24608155	ROHIT M KUMAR	PATANAMTHITTA	HYDERABAD	100	1
030	ECONOMICS	24628898	SUBIN P S	TRICHUR	HYDERABAD	100	1
301	ENGLISH CORE	21696563	ALKA GANGWAR	PILIBHIT	LUCKNOW	100	1
301	ENGLISH CORE	25642613	HARSH VARDHAN GAUTAM	BIJNOR	LUCKNOW	100	1
301	ENGLISH CORE	24632513	HRUSHIKESH S	CALICUT	HYDERABAD	100	1
301	ENGLISH CORE	19638668	KASHISH JAIN	JABALPUR	BHOPAL	100	1
301	ENGLISH CORE	21698160	KRITTIKA SINGH	SHAHJAHANPUR	LUCKNOW	100	1
301	ENGLISH CORE	24632516	LEWIL S	CALICUT	HYDERABAD	100	1
301	ENGLISH CORE	25637733	MOHINI POKHRIYAL	UTTARKASHI	LUCKNOW	100	1
301	ENGLISH CORE	25637729	PIYUSH BHATT	UTTARKASHI	LUCKNOW	100	1
301	ENGLISH CORE	25637753	PRANSHU BADHANI	UTTARKASHI	LUCKNOW	100	1

CBSE BOARD EXAM RESULTS - 2020

Subject Code (CBSE)	Subject Name	Roll No.	Student's Name	JNV- Distt.	Region	Mark	Rank (NVS)
301	ENGLISH CORE	25651083	PRIYA SHAH	MUZAFFARNAGAR	LUCKNOW	100	1
301	ENGLISH CORE	13622162	SAMARPREET KAUR	HOSHIARPUR	CHANDIGARH	100	1
301	ENGLISH CORE	25637760	SHUBHAM NAUTIYAL	UTTARKASHI	LUCKNOW	100	1
301	ENGLISH CORE	25632146	VISHAL KUMAR SINGH	U S NAGAR	LUCKNOW	100	1
805	FINANCIAL MARKETS	12600672	SILU SETHY	DHENKANAL	BHOPAL	100	1
809	FOOD PRODUCTION	12646375	BISWANATH SARDAR	MURSHIDABAD	PATNA	98	1
809	FOOD PRODUCTION	17712496	DEEPAK KUMAR	SOLAN	CHANDIGARH	98	1
809	FOOD PRODUCTION	17712483	HANISH	SOLAN	CHANDIGARH	98	1
809	FOOD PRODUCTION	21604117	KAJAL	AGRA	LUCKNOW	98	1
809	FOOD PRODUCTION	12646372	SAKUNTALA KISKU	MURSHIDABAD	PATNA	98	1
810	FRONT OFFICE OPERA	12646368	ANUSKA DAS	MURSHIDABAD	PATNA	100	1
810	FRONT OFFICE OPERA	12646366	SNIGDHA MANDAL	MURSHIDABAD	PATNA	100	1
029	GEOGRAPHY	22667382	KUMARI SAUMYA	SAMASTIPUR	PATNA	100	1
029	GEOGRAPHY	20650156	THONGALA SAI TEJA	NIZAMABAD	HYDERABAD	100	1
110	GUJARATI	11606732	MODI VIDHIBEN	BHARUCH	PUNE	93	1
110	GUJARATI	11606722	VANKAR DIVYESH KUMAR	BHARUCH	PUNE	93	1
034	HIND MUSIC.VOCAL	22613119	ANURADHA KUMARI	DARBHANGA	PATNA	100	1
034	HIND MUSIC.VOCAL	22667389	DHYAN TRIPTI	SAMASTIPUR	PATNA	100	1
034	HIND MUSIC.VOCAL	22613126	JYOTI KUMARI	DARBHANGA	PATNA	100	1
034	HIND MUSIC.VOCAL	22613127	KAJAL KUMARI	DARBHANGA	PATNA	100	1
034	HIND MUSIC.VOCAL	22667377	KUMARI AYUSHI	SAMASTIPUR	PATNA	100	1
034	HIND MUSIC.VOCAL	22613131	KUMARI SALONI	DARBHANGA	PATNA	100	1
034	HIND MUSIC.VOCAL	22667382	KUMARI SAUMYA	SAMASTIPUR	PATNA	100	1
034	HIND MUSIC.VOCAL	22613155	POOJA KUMARI	DARBHANGA	PATNA	100	1
034	HIND MUSIC.VOCAL	22667387	PRIYANKA KUMARI	SAMASTIPUR	PATNA	100	1
034	HIND MUSIC.VOCAL	22667360	SHIV KUMAR	SAMASTIPUR	PATNA	100	1
034	HIND MUSIC.VOCAL	22667385	SHUBHANGI KUMARI	SAMASTIPUR	PATNA	100	1
034	HIND MUSIC.VOCAL	13634402	SIMRAN KAUR	KAPURTHALA	CHANDIGARH	100	1
034	HIND MUSIC.VOCAL	22667355	SONU KUMAR	SAMASTIPUR	PATNA	100	1
034	HIND MUSIC.VOCAL	22613139	SUPRIYA RANI	DARBHANGA	PATNA	100	1
036	HIND.PER INS.	22611204	SUBODH KUMAR	BUXAR	PATNA	97	1
302	HINDI CORE	20650156	THONGALA SAI TEJA	NIZAMABAD	HYDERABAD	100	1
002	HINDI ELECTIVE	25617339	AKANKSHA GAIROLA	HARIDWAR	LUCKNOW	99	1
027	HISTORY	23704020	DILEEP KUMAR	SITAPUR-I	LUCKNOW	100	1
027	HISTORY	22667382	KUMARI SAUMYA	SAMASTIPUR	PATNA	100	1
027	HISTORY	16626132	POMPI KALITA	DHEMAJI	SHILLONG	100	1
027	HISTORY	23632392	PRIYUL TIWARI	GONDA	LUCKNOW	100	1
027	HISTORY	12633498	SAYANI CHAKRABORTY	HOOGHLY	PATNA	100	1
027	HISTORY	20650156	THONGALA SAI TEJA	NIZAMABAD	HYDERABAD	100	1
065	INFORMATICS PRAC.	16623709	JATIN SARDA	HAILAKANDI	SHILLONG	99	1
065	INFORMATICS PRAC.	24616244	SHANE JOBES MATHEW	KOTTAYAM	HYDERABAD	99	1
265	INFORMATICS PRAC.	24622598	VINAYAK M MALIL	ERNAKULAM	HYDERABAD	100	1
802	INFORMATION TECHNO	22681060	SUNNY KUMAR	BOKARO	PATNA	99	1
115	KANNADA	18611938	ADARSH ISHWAR HEGDE	N.CANARA	HYDERABAD	96	1

CBSE BOARD EXAM RESULTS - 2020

Subject Code (CBSE)	Subject Name	Roll No.	Student's Name	JNV- Distt.	Region	Mark	Rank (NVS)
115	KANNADA	18610483	ANANTH P MOODABAGIL	HAVERI	HYDERABAD	96	1
115	KANNADA	18611948	ARPITA JAGADEESH GOUDA	N.CANARA	HYDERABAD	96	1
115	KANNADA	18611530	GOUTHAMI R	SHIMOGA	HYDERABAD	96	1
115	KANNADA	18610629	MONICA D ACHARYA	KODAGU	HYDERABAD	96	1
115	KANNADA	18612112	NISARGA S CHUNCHUR	BIJAPUR	HYDERABAD	96	1
115	KANNADA	18610913	PRAGNA K	MYSORE	HYDERABAD	96	1
115	KANNADA	18612099	ROSHAN V NAYAK	BIJAPUR	HYDERABAD	96	1
115	KANNADA	18610005	SARVESH V	CHITRADURGA	HYDERABAD	96	1
115	KANNADA	18610784	SUBHASHA NAGALADINNI	KOPPAL	HYDERABAD	96	1
115	KANNADA	18609935	SUCHITRA H R	CHAMARAJNAGAR	HYDERABAD	96	1
056	KATHAK - DANCE	22611172	ARCHANA SINGH	BUXAR	PATNA	99	1
056	KATHAK - DANCE	22611200	RUCHI KUMARI	BUXAR	PATNA	96	1
111	MANIPURI	16630022	AHONGSHANGBAM RUPASHREE	BISHNUPUR	SHILLONG	98	1
109	MARATHI	15622574	MADHURA B FULKAR	WARDHA	PUNE	95	1
109	MARATHI	15613130	NIKHIL PANBUDE	NAGPUR	PUNE	95	1
109	MARATHI	15603386	NISHIKANT NANDARDHANE	GONDIA	PUNE	95	1
109	MARATHI	15619862	ROHAN ANIL PATIL	SANGLI	PUNE	95	1
109	MARATHI	15622586	SANCHIT L KADWE	WARDHA	PUNE	95	1
812	MARKETING	12600669	RAJALAXMI SWAIN	DHENKANAL	BHOPAL	97	1
041	MATHEMATICS	24635843	ABHIMANUE M	KASARGOD	HYDERABAD	100	1
041	MATHEMATICS	24628839	ANIRUDH A V	TRICHUR	HYDERABAD	100	1
041	MATHEMATICS	17623806	ARYAN SIHAG	FATEHABAD	JAIPUR	100	1
041	MATHEMATICS	25632153	ASHISH BISHT	U S NAGAR	LUCKNOW	100	1
041	MATHEMATICS	24635192	AVANI K V	CANNANORE	HYDERABAD	100	1
041	MATHEMATICS	22704740	AVINASH RANJAN	PAKUR - I	PATNA	100	1
041	MATHEMATICS	24622540	EMILIN SEBY	ERNAKULAM	HYDERABAD	100	1
041	MATHEMATICS	17659782	HARSH SAINI	KURUKSHETRA	JAIPUR	100	1
041	MATHEMATICS	24632513	HRUSHIKESH S	CALICUT	HYDERABAD	100	1
041	MATHEMATICS	18603276	IFTEKHAR AHMED	BANGLORE URBAN	HYDERABAD	100	1
041	MATHEMATICS	25629733	KESHAV DUTT PATHAK	PITHORAGARH	LUCKNOW	100	1
041	MATHEMATICS	24617036	LIJU MON A P	IDUKKI	HYDERABAD	100	1
041	MATHEMATICS	18603318	NEERAJ GARTIA	BANGLORE URBAN	HYDERABAD	100	1
041	MATHEMATICS	25601260	NISHTHA KARKI	BAGESHWAR	LUCKNOW	100	1
041	MATHEMATICS	11653227	RUPAM KUMAWAT	JAIPUR	JAIPUR	100	1
041	MATHEMATICS	25642630	SHANU KUMAR	BIJNOR	LUCKNOW	100	1
041	MATHEMATICS	25614170	VAISHNAVI KANOJIA	DEHRADUN	LUCKNOW	100	1
041	MATHEMATICS	24603862	VIJAY J V	TRIVENDRAM	HYDERABAD	100	1
041	MATHEMATICS	24622569	VINITA M	ERNAKULAM	HYDERABAD	100	1
113	ODIA	12614195	RATNAPRAVA MAHARANA	KORAPUT	BHOPAL	98	1
113	ODIA	12602905	SATYENDRA NANDA	BOLANGIR	BHOPAL	98	1
824	OFFICE PROCEDURES	18610625	DARSHAN B S	KODAGU	HYDERABAD	96	1
824	OFFICE PROCEDURES	18610629	MONICA D ACHARYA	KODAGU	HYDERABAD	96	1
049	PAINTING	16600039	ADALU MIPI	DIBANG VALLEY	SHILLONG	100	1
049	PAINTING	16600041	ALONDO MIHU	DIBANG VALLEY	SHILLONG	100	1

CBSE BOARD EXAM RESULTS - 2020

Subject Code (CBSE)	Subject Name	Roll No.	Student's Name	JNV- Distt.	Region	Mark	Rank (NVS)
049	PAINTING	22614672	AMRITA KUMARI	E. CHAMPARAN	PATNA	100	1
049	PAINTING	16630024	AMRITARANI MOIRANGTHEM	BISHNUPUR	SHILLONG	100	1
049	PAINTING	17710355	ANAMIKA	SHIMLA	CHANDIGARH	100	1
049	PAINTING	22699903	ANJALI KUMARI	SIMDEGA	PATNA	100	1
049	PAINTING	16641977	ANUPRIYA RAI	WEST SIKKIM	SHILLONG	100	1
049	PAINTING	17710356	ANUSHKA KHAGTA	SHIMLA	CHANDIGARH	100	1
049	PAINTING	16644295	BIVHA MOG	GOMATI	SHILLONG	100	1
049	PAINTING	16644296	CHAMELI REANG	GOMATI	SHILLONG	100	1
049	PAINTING	16600052	ERENLU CHAITOM	DIBANG VALLEY	SHILLONG	100	1
049	PAINTING	16629986	HEISNAM PINKY CHANU	BISHNUPUR	SHILLONG	100	1
049	PAINTING	16644298	INDIRA DEBNATH	GOMATI	SHILLONG	100	1
049	PAINTING	16630553	KHANGAMTHING CHAHONGNAO	UKHRUL - I	SHILLONG	100	1
049	PAINTING	16644300	KHUMULI JAMATIA	GOMATI	SHILLONG	100	1
049	PAINTING	16630030	KHWAIRAKPAM JENITA DEVI	BISHNUPUR	SHILLONG	100	1
049	PAINTING	23648638	KRITIKA SHUKLA	JAUNPUR	LUCKNOW	100	1
049	PAINTING	16630540	L. LAMNEIHAT	UKHRUL - I	SHILLONG	100	1
049	PAINTING	16630032	LAMNGANBI YUMNAM	BISHNUPUR	SHILLONG	100	1
049	PAINTING	23648624	LAV KUSH GAUTAM	JAUNPUR	LUCKNOW	100	1
049	PAINTING	16638986	LHAKMIT LEPCHA	NORTH SIKKIM	SHILLONG	100	1
049	PAINTING	22661630	MAMTA KUMARI	PURNEA	PATNA	100	1
049	PAINTING	22613132	MANISH KUMAR YADAV	DARBHANGA	PATNA	100	1
049	PAINTING	17612946	MANOJ	FARIDABAD	JAIPUR	100	1
049	PAINTING	16629997	MARILYN KONSAM	BISHNUPUR	SHILLONG	100	1
049	PAINTING	16629998	MEITANGKEISHANGBAM RISHIKANT SIN	BISHNUPUR	SHILLONG	100	1
049	PAINTING	22661635	NAINSI	PURNEA	PATNA	100	1
049	PAINTING	22699915	PREETY BURH	SIMDEGA	PATNA	100	1
049	PAINTING	16641986	PRITI BISWAS	WEST SIKKIM	SHILLONG	100	1
049	PAINTING	17710358	PRIYANKA	SHIMLA	CHANDIGARH	100	1
049	PAINTING	16630006	RINYA JAMANG	BISHNUPUR	SHILLONG	100	1
049	PAINTING	22605496	RIPU KUMARI	BHAGALPUR	PATNA	100	1
049	PAINTING	16630008	RM NOTREI	BISHNUPUR	SHILLONG	100	1
049	PAINTING	23648612	ROSHAN TIWARI	JAUNPUR	LUCKNOW	100	1
049	PAINTING	16641985	SAMTEN LAMU SHERPA	WEST SIKKIM	SHILLONG	100	1
049	PAINTING	22661642	SANA SAMREEN	PURNEA	PATNA	100	1
049	PAINTING	16630015	SELLY SENJAM	BISHNUPUR	SHILLONG	100	1
049	PAINTING	22704646	SIMRAN ORAON	LOHARDAGA	PATNA	100	1
049	PAINTING	22661644	SMRITI RAJ	PURNEA	PATNA	100	1
049	PAINTING	16630605	SOMIMAYA ZINGKHAI	UKHRUL - I	SHILLONG	100	1
049	PAINTING	22703762	SUPRIYA MONDAL	JAMTARA	PATNA	100	1
049	PAINTING	17710373	VIVEK KAUSHAL	SHIMLA	CHANDIGARH	100	1
048	PHYSICAL EDUCATION	22643945	ANUSHIKA BHARTI	PATNA	PATNA	100	1
048	PHYSICAL EDUCATION	22704740	AVINASH RANJAN	PAKUR - I	PATNA	100	1
048	PHYSICAL EDUCATION	16626181	DIBYA JYOTI LASKAR	NAGAON	SHILLONG	100	1
048	PHYSICAL EDUCATION	11677307	GUDIYA	PALI	JAIPUR	100	1

CBSE BOARD EXAM RESULTS - 2020

Subject Code (CBSE)	Subject Name	Roll No.	Student's Name	JNV- Distt.	Region	Mark	Rank (NVS)
048	PHYSICAL EDUCATION	13695151	INSHA SYEED	ANANTNAG	CHANDIGARH	100	1
048	PHYSICAL EDUCATION	13695157	IRMA AYOUB LONE	ANANTNAG	CHANDIGARH	100	1
048	PHYSICAL EDUCATION	22643952	LOKESH KUMAR	PATNA	PATNA	100	1
048	PHYSICAL EDUCATION	16613806	NAOREM NIMAICHAND SINGH	LOWER DIBANG V	SHILLONG	100	1
048	PHYSICAL EDUCATION	13695170	SHABNUM BEIGH	ANANTNAG	CHANDIGARH	100	1
048	PHYSICAL EDUCATION	16613811	SHIV MIHU	LOWER DIBANG V	SHILLONG	100	1
048	PHYSICAL EDUCATION	16613814	TAJ MEASUM	LOWER DIBANG V	SHILLONG	100	1
048	PHYSICAL EDUCATION	11677327	TANNU CHARAN	PALI	JAIPUR	100	1
048	PHYSICAL EDUCATION	16613816	TISONI TAKU	LOWER DIBANG V	SHILLONG	100	1
048	PHYSICAL EDUCATION	17692854	URMILA	SIRSA	JAIPUR	100	1
048	PHYSICAL EDUCATION	11677274	VAISHNAV SONIYA	PALI	JAIPUR	100	1
042	PHYSICS	24603831	ABHISHEK L P	TRIVENDRAM	HYDERABAD	99	1
042	PHYSICS	24633362	FEBIN THOMAS	WYNAD	HYDERABAD	99	1
042	PHYSICS	12606611	JYOTIPRAKASH MAHARAJ	KENDRAPADA	BHOPAL	99	1
042	PHYSICS	18603291	KRISHNA BHARDWAJ	BANGLORE URBAN	HYDERABAD	99	1
042	PHYSICS	23699119	KRISHNANSHU TANWAR	ALLAHABAD	LUCKNOW	99	1
042	PHYSICS	20649462	MAYANK KUMAR	RANGA REDDY	HYDERABAD	99	1
042	PHYSICS	20649419	SUMIT KUMAR	RANGA REDDY	HYDERABAD	99	1
042	PHYSICS	18603393	SURYANSHU KUMAR JAISWAL	BANGLORE URBAN	HYDERABAD	99	1
042	PHYSICS	22711171	VICKEY SAGAR	RANCHI	PATNA	99	1
042	PHYSICS	18603413	VISHAL KUMAR PAL	BANGLORE URBAN	HYDERABAD	99	1
051	SCULPTURE	26606308	BHAGAT KUMAR	MUNGESHPUR	JAIPUR	100	1
051	SCULPTURE	26606291	DEEPAK	MUNGESHPUR	JAIPUR	100	1
051	SCULPTURE	26606309	NISHA KUMARI	MUNGESHPUR	JAIPUR	100	1
051	SCULPTURE	26606295	RAHUL KUAMR JHA	MUNGESHPUR	JAIPUR	100	1
051	SCULPTURE	26606277	SAKSHI CHAUDHARY	MUNGESHPUR	JAIPUR	100	1
825	SHORTHAND (ENGLISH	18610637	K K THEJAS	KODAGU	HYDERABAD	98	1
106	TAMIL	20639729	MADHU MITHA	PONDYCHERRY	HYDERABAD	95	1
822	TAXATION	17708044	SANT KUMAR	MANDI	CHANDIGARH	97	1
107	TELUGU	20656156	KRISHNA PRADEEP REDDY S	KURNOOL	HYDERABAD	97	1
107	TELUGU	20657556	NAGIREDDY ROHITH KUMAR REDDY	PRAKASHAM-II	HYDERABAD	97	1
189	TELUGU TELANGANA	20650080	BANOTHU ARAVIND	NALGONDA	HYDERABAD	96	1
806	TOURISM	12603550	RITISH DANSENA	CUTTACK	BHOPAL	100	1
303	URDU CORE	13700730	HABIB BULLAH	LEH	CHANDIGARH	97	1
303	URDU CORE	13700701	MAQSUMA BATOOL	LEH	CHANDIGARH	97	1
303	URDU CORE	13700726	RIGZEN ANGMO	LEH	CHANDIGARH	97	1
003	URDU ELECTIVE	13700790	ZAHID IQBAL BHATTI	POONCH	CHANDIGARH	97	1
803	WEB APPLICATION	22681060	SUNNY KUMAR	BOKARO	PATNA	100	1

26 SUBJECT-WISE LIST OF SUBJECT TOPPERS

NVS NATIONAL LEVEL - CLASS X

CBSE BOARD EXAM RESULTS - 2020

Subject Code (CBSE)	Subject Name	Roll No.	Student's Name	JNV- Distt.	Region	Mark	Rank (NVS)
	CLASS - X						
014	ASSAMESE	16133213	JUTIKA DAS	NALBARI	SHILLONG	100	1
005	BENGALI	16133562	ABU TAHER BARBHUIYA	CACHAR	SHILLONG	100	1
005	BENGALI	16163297	AMISA PANDIT	DHALAI	SHILLONG	100	1
005	BENGALI	16162551	ANKITA GUPTA	KHOWAI	SHILLONG	100	1
005	BENGALI	12138890	AVIJNAN BOSE	UTTAR 24 PARGA	PATNA	100	1
005	BENGALI	16163229	HIMANI CHOWDHURY	GOMATI	SHILLONG	100	1
005	BENGALI	16162569	HRIDAY SARKAR	KHOWAI	SHILLONG	100	1
005	BENGALI	16163236	LAXMI DEBNATH	GOMATI	SHILLONG	100	1
005	BENGALI	12166999	MD KAIEF SAIKH	MURSHIDABAD	PATNA	100	1
005	BENGALI	16162584	PAPIA MANDAL	KHOWAI	SHILLONG	100	1
005	BENGALI	16163336	PARAMITA BONAJ	DHALAI	SHILLONG	100	1
005	BENGALI	12167013	PROCHETA GHOSH	MURSHIDABAD	PATNA	100	1
005	BENGALI	12167016	RIMITA SARKAR	MURSHIDABAD	PATNA	100	1
005	BENGALI	16162607	SATABDI SAHA	KHOWAI	SHILLONG	100	1
005	BENGALI	16163269	SHREYA SAHA	GOMATI	SHILLONG	100	1
005	BENGALI	16162617	SUSMITA DAS	KHOWAI	SHILLONG	100	1
005	BENGALI	16162618	TANIZ ISLAM	KHOWAI	SHILLONG	100	1
165	COMPUTER APPLICATI	17250307	AMBIKA	UNA	CHANDIGARH	99	1
165	COMPUTER APPLICATI	17250304	ARTI	UNA	CHANDIGARH	99	1
165	COMPUTER APPLICATI	21180833	MANDEEP SINGH	GHAZIABAD	LUCKNOW	99	1
165	COMPUTER APPLICATI	21180835	NIRANKAR MISHRA	GHAZIABAD	LUCKNOW	99	1
165	COMPUTER APPLICATI	22180859	PANKAJ KUMAR	GAYA - I	PATNA	99	1
165	COMPUTER APPLICATI	22180888	ROHINI SHARMA	GAYA - I	PATNA	99	1
165	COMPUTER APPLICATI	17250293	SEJAL	UNA	CHANDIGARH	99	1
165	COMPUTER APPLICATI	17250298	SIDHARTH SOPORI	UNA	CHANDIGARH	99	1
165	COMPUTER APPLICATI	22286054	VINEET KUMAR JHA	E. SINGHBHUM	PATNA	99	1
165	COMPUTER APPLICATI	21180896	YASH TYAGI	GHAZIABAD	LUCKNOW	99	1
184	ENGLISH LANG & LIT	24119356	PARVANA P	ALLEPPY	HYDERABAD	100	1
184	ENGLISH LNG & LIT.	17250307	AMBIKA	UNA	CHANDIGARH	100	1
184	ENGLISH LNG & LIT.	15107503	ASMITA WAGH	AURANGABAD	PUNE	100	1
184	ENGLISH LNG & LIT.	17250298	SIDHARTH SOPORI	UNA	CHANDIGARH	100	1
184	ENGLISH LNG & LIT.	18141225	SINCHANA D	HASSAN	HYDERABAD	100	1
010	GUJARATI	11115138	CHAUHAN KOMALBEN PRAVINKUMAR	KHEDA	PUNE	99	1
010	GUJARATI	11112892	HARSHIT PATEL	GANDHINAGAR	PUNE	99	1
010	GUJARATI	11113579	PRINCI RABADIYA	JAMNAGAR	PUNE	99	1
010	GUJARATI	11115147	SHEKH IRFANBHAI IQBALBHAI	KHEDA	PUNE	99	1
010	GUJARATI	11105140	SHRUTI THUMAR	GIR SOMNATH	PUNE	99	1
413	HEALTH CARE	17231031	ANSHUMAN SINGH SHEKHAWAT	YAMUNANAGAR	JAIPUR	91	1
034	HIND. MUSIC (VOCAL	22253971	VICKY KUMAR	VAISHALI	PATNA	99	1
002	HINDI COURSE-A	25164300	AASTHA SHARMA	MUZAFFARNAGAR	LUCKNOW	100	1
002	HINDI COURSE-A	25102678	ABHISHEK SINGH URIYAL	CHAMPAWAT	LUCKNOW	100	1
002	HINDI COURSE-A	25145888	ADITI	UTTARKASHI	LUCKNOW	100	1
002	HINDI COURSE-A	25100987	AJAY SHARMA	NAINITAL	LUCKNOW	100	1
002	HINDI COURSE-A	25134042	AKRITI	PAURI GARHWAL	LUCKNOW	100	1
002	HINDI COURSE-A	25138182	AMMAR ANWAR	U S NAGAR	LUCKNOW	100	1
002	HINDI COURSE-A	21134002	ANAMIKA GANGWAR	BAREILLY	LUCKNOW	100	1
002	HINDI COURSE-A	25100403	ANJALI BISHT	ALMORA	LUCKNOW	100	1
002	HINDI COURSE-A	25102722	ANKIT HARISH VISHWAKARMA	CHAMPAWAT	LUCKNOW	100	1
002	HINDI COURSE-A	25102721	ANKIT SINGH BOHRA	CHAMPAWAT	LUCKNOW	100	1
002	HINDI COURSE-A	25152930	ANMOL SAGAR	BIJNOR	LUCKNOW	100	1
002	HINDI COURSE-A	25115962	ANOOP KRISHWAN	DEHRADUN	LUCKNOW	100	1
002	HINDI COURSE-A	21141163	ANSHU KUMARI	BULANDSHAHAR	LUCKNOW	100	1
002	HINDI COURSE-A	25138181	ANUSHKA JOSHI	U S NAGAR	LUCKNOW	100	1
002	HINDI COURSE-A	25164316	ARMAN SAIFI	MUZAFFARNAGAR	LUCKNOW	100	1
002	HINDI COURSE-A	25140932	ARSHAD ALI	MORADABAD	LUCKNOW	100	1
002	HINDI COURSE-A	25164318	ARYAN KASHYAP	MUZAFFARNAGAR	LUCKNOW	100	1
002	HINDI COURSE-A	21225578	ASHISH KUMAR	MEERUT	LUCKNOW	100	1
002	HINDI COURSE-A	25140935	AYUSH VISHNOI	MORADABAD	LUCKNOW	100	1
002	HINDI COURSE-A	25164301	BHAVNA	MUZAFFARNAGAR	LUCKNOW	100	1
002	HINDI COURSE-A	25100447	BHAWANA PAPNAI	ALMORA	LUCKNOW	100	1
002	HINDI COURSE-A	25136255	BHUWAN SINGH RAWAT	RUDRAPRAYAG	LUCKNOW	100	1
002	HINDI COURSE-A	21141165	CHANDNI KUMARI	BULANDSHAHAR	LUCKNOW	100	1
002	HINDI COURSE-A	25100407	CHARITAVYA PRIYADARSHAN AGRAGAMI	ALMORA	LUCKNOW	100	1
002	HINDI COURSE-A	25102684	DEEPAK SINGH BISHT	CHAMPAWAT	LUCKNOW	100	1
002	HINDI COURSE-A	25155280	DEEPANSHU SAINI	J P NAGAR	LUCKNOW	100	1
002	HINDI COURSE-A	25136257	DEVASHISH NEGI	RUDRAPRAYAG	LUCKNOW	100	1
002	HINDI COURSE-A	25101012	DIKSHA ARYA	NAINITAL	LUCKNOW	100	1

CBSE BOARD EXAM RESULTS - 2020

Subject Code (CBSE)	Subject Name	Roll No.	Student's Name	JNV- Distt.	Region	Mark	Rank (NVS)
002	HINDI COURSE-A	25140942	FATEH SINGH	MORADABAD	LUCKNOW	100	1
002	HINDI COURSE-A	25119609	GANESH UNIYAL	HARIDWAR	LUCKNOW	100	1
002	HINDI COURSE-A	25140944	GARGI BHATNAGAR	MORADABAD	LUCKNOW	100	1
002	HINDI COURSE-A	25136262	GUNGUN ODIYAL	RUDRAPRAYAG	LUCKNOW	100	1
002	HINDI COURSE-A	25136263	HIMANI	RUDRAPRAYAG	LUCKNOW	100	1
002	HINDI COURSE-A	25115969	HIMANSHI NAUTIYAL	DEHRADUN	LUCKNOW	100	1
002	HINDI COURSE-A	25155287	HIMANSHU	J P NAGAR	LUCKNOW	100	1
002	HINDI COURSE-A	25164321	HIMANSHU SHARMA	MUZAFFARNAGAR	LUCKNOW	100	1
002	HINDI COURSE-A	25100986	HITESH BISHT	NAINITAL	LUCKNOW	100	1
002	HINDI COURSE-A	25140950	JAYANT	MORADABAD	LUCKNOW	100	1
002	HINDI COURSE-A	25101016	JITENDRA SINGH BOHRA	NAINITAL	LUCKNOW	100	1
002	HINDI COURSE-A	25102709	KANISHKA KHARKWAL	CHAMPAWAT	LUCKNOW	100	1
002	HINDI COURSE-A	25172492	KHUSHI CHAUDHARY	SAHARANPUR	LUCKNOW	100	1
002	HINDI COURSE-A	25100995	KOMAL BHATT	NAINITAL	LUCKNOW	100	1
002	HINDI COURSE-A	25102710	LAXMI GARKOTI	CHAMPAWAT	LUCKNOW	100	1
002	HINDI COURSE-A	25138187	MANSI AAGRI	U S NAGAR	LUCKNOW	100	1
002	HINDI COURSE-A	25101007	MANVI JOSHI	NAINITAL	LUCKNOW	100	1
002	HINDI COURSE-A	25135162	MAYANK DASILA	PITHORAGARH	LUCKNOW	100	1
002	HINDI COURSE-A	19119219	MAYANK SHRIVASTAVA	DAMOH	BHOPAL	100	1
002	HINDI COURSE-A	25102732	MAYANK SINGH MAHRA	CHAMPAWAT	LUCKNOW	100	1
002	HINDI COURSE-A	25140964	MOHAMMAD PARWAAZ	MORADABAD	LUCKNOW	100	1
002	HINDI COURSE-A	25136276	MOHIT KUMAR	RUDRAPRAYAG	LUCKNOW	100	1
002	HINDI COURSE-A	25100458	MONIKA PANDEY	ALMORA	LUCKNOW	100	1
002	HINDI COURSE-A	25138166	MUSKAN BATHLA	U S NAGAR	LUCKNOW	100	1
002	HINDI COURSE-A	25179962	NANCY GUPTA	SAMBHAL	LUCKNOW	100	1
002	HINDI COURSE-A	19175133	NANDINI ASATI	SAGAR	BHOPAL	100	1
002	HINDI COURSE-A	25100416	NEHA DHYANI	ALMORA	LUCKNOW	100	1
002	HINDI COURSE-A	25102670	NIDHI PACHAULI	CHAMPAWAT	LUCKNOW	100	1
002	HINDI COURSE-A	21180835	NIRANKAR MISHRA	GHAZIABAD	LUCKNOW	100	1
002	HINDI COURSE-A	25101013	NIRMAL JOSHI	NAINITAL	LUCKNOW	100	1
002	HINDI COURSE-A	25100417	NIRMALA SANGELA	ALMORA	LUCKNOW	100	1
002	HINDI COURSE-A	25136431	OM BAGRI	TEHRI GARHWAL	LUCKNOW	100	1
002	HINDI COURSE-A	25155303	PALAK YADAV	J P NAGAR	LUCKNOW	100	1
002	HINDI COURSE-A	25179967	PAWAN KUMAR	SAMBHAL	LUCKNOW	100	1
002	HINDI COURSE-A	25101001	PRACHI RANA	NAINITAL	LUCKNOW	100	1
002	HINDI COURSE-A	25100998	PREETI KANYAL	NAINITAL	LUCKNOW	100	1
002	HINDI COURSE-A	25102713	PRIYA GANGWAR	CHAMPAWAT	LUCKNOW	100	1
002	HINDI COURSE-A	25136284	PRIYA NEGI	RUDRAPRAYAG	LUCKNOW	100	1
002	HINDI COURSE-A	25138195	PRIYA SINGH	U S NAGAR	LUCKNOW	100	1
002	HINDI COURSE-A	11209891	PRIYANKA YADAV	TONK	JAIPUR	100	1
002	HINDI COURSE-A	25138171	RAJNISH KAUR	U S NAGAR	LUCKNOW	100	1
002	HINDI COURSE-A	22110251	REKHA KUMARI	BEGUSARAI	PATNA	100	1
002	HINDI COURSE-A	25119622	RUKMESH	HARIDWAR	LUCKNOW	100	1
002	HINDI COURSE-A	25100423	SAGAR SINGH NEGI	ALMORA	LUCKNOW	100	1
002	HINDI COURSE-A	25152915	SAMEER AHMAD	BIJNOR	LUCKNOW	100	1
002	HINDI COURSE-A	21134063	SANYA PRASAD	BAREILLY	LUCKNOW	100	1
002	HINDI COURSE-A	25102714	SAPNA BISHT	CHAMPAWAT	LUCKNOW	100	1
002	HINDI COURSE-A	21141185	SAURABH BHARTIYA	BULANDSHAHAR	LUCKNOW	100	1
002	HINDI COURSE-A	25102697	SAURABH SINGH CHAUHAN	CHAMPAWAT	LUCKNOW	100	1
002	HINDI COURSE-A	25172506	SHIKHA PANWAR	SAHARANPUR	LUCKNOW	100	1
002	HINDI COURSE-A	25155318	SHINU TYAGI	J P NAGAR	LUCKNOW	100	1
002	HINDI COURSE-A	23158040	SHIVAM VERMA	GORAKHPUR	LUCKNOW	100	1
002	HINDI COURSE-A	21180845	SHIVANI	GHAZIABAD	LUCKNOW	100	1
002	HINDI COURSE-A	25164305	SHIVI BALIYAN	MUZAFFARNAGAR	LUCKNOW	100	1
002	HINDI COURSE-A	25115989	SHRADDHA MEHRA	DEHRADUN	LUCKNOW	100	1
002	HINDI COURSE-A	12136783	SHRADDHA SUMAN NAYAK	SUNDARGARH	BHOPAL	100	1
002	HINDI COURSE-A	25115974	SONIA SUTHAR	DEHRADUN	LUCKNOW	100	1
002	HINDI COURSE-A	25100977	SUBHAM SINGH BORA	NAINITAL	LUCKNOW	100	1
002	HINDI COURSE-A	25100425	SUNIL KUMAR	ALMORA	LUCKNOW	100	1
002	HINDI COURSE-A	25101022	SURYANSH SHARMA	NAINITAL	LUCKNOW	100	1
002	HINDI COURSE-A	25164306	TANVI DHIRAN	MUZAFFARNAGAR	LUCKNOW	100	1
002	HINDI COURSE-A	25102740	TARUN CHATURVEDI	CHAMPAWAT	LUCKNOW	100	1
002	HINDI COURSE-A	19166819	TARUN GUPTA	NEEMUCH	BHOPAL	100	1
002	HINDI COURSE-A	25164307	TEJASVINI CHAUDHARY	MUZAFFARNAGAR	LUCKNOW	100	1
002	HINDI COURSE-A	21141187	TUSHAR DUHAN	BULANDSHAHAR	LUCKNOW	100	1
002	HINDI COURSE-A	25155330	UMAKSHI CHAUHAN	J P NAGAR	LUCKNOW	100	1
002	HINDI COURSE-A	19175106	UMESH SINGH GOUND	SAGAR	BHOPAL	100	1
002	HINDI COURSE-A	25101009	VARSHA SHARMA	NAINITAL	LUCKNOW	100	1
002	HINDI COURSE-A	25155332	VICHITRA KATARIYA	J P NAGAR	LUCKNOW	100	1
002	HINDI COURSE-A	21145311	VIDUSHI GUPTA	ETAH	LUCKNOW	100	1
002	HINDI COURSE-A	21145313	VIKAS KUMAR	ETAH	LUCKNOW	100	1
002	HINDI COURSE-A	25164310	VISHAKHA	MUZAFFARNAGAR	LUCKNOW	100	1
002	HINDI COURSE-A	25100435	YASH ALMIYA	ALMORA	LUCKNOW	100	1
002	HINDI COURSE-A	21180896	YASH TYAGI	GHAZIABAD	LUCKNOW	100	1
085	HINDI COURSE-B	13199978	AVNEET KAUR	TARAN TARAN	CHANDIGARH	100	1
085	HINDI COURSE-B	13116225	BALJEET KAUR	FARIDKOT	CHANDIGARH	100	1

CBSE BOARD EXAM RESULTS - 2020

Subject Code (CBSE)	Subject Name	Roll No.	Student's Name	JNV- Distt.	Region	Mark	Rank (NVS)
085	HINDI COURSE-B	13177595	DAMANPREET KAUR	PATHANKOT	CHANDIGARH	100	1
085	HINDI COURSE-B	13116226	HUSANPREET KAUR	FARIDKOT	CHANDIGARH	100	1
085	HINDI COURSE-B	13116253	MANVEER KAUR	FARIDKOT	CHANDIGARH	100	1
085	HINDI COURSE-B	11105022	SAVALIA YASH PRAGAJIBHAI	AMRELI	PUNE	100	1
085	HINDI COURSE-B	15112758	SHREYASH BODANE	CHANDRAPUR	PUNE	100	1
085	HINDI COURSE-B	16120380	SHRUTI SINGH	LOWER SUBANSIR	SHILLONG	100	1
402	INFORMATION TECHNO	23145485	ABHAY TRIPATHI	FATEHPUR	LUCKNOW	99	1
402	INFORMATION TECHNO	23145486	ADITYA CHANDRA VERMA	FATEHPUR	LUCKNOW	99	1
402	INFORMATION TECHNO	23145447	ANSHIKA UTTAM	FATEHPUR	LUCKNOW	99	1
402	INFORMATION TECHNO	23145469	ARADHYA PATEL	FATEHPUR	LUCKNOW	99	1
402	INFORMATION TECHNO	22307422	GOLDI KUMARI	PALAMU - I	PATNA	99	1
402	INFORMATION TECHNO	22307421	NIKHIL KUMAR GUPTA	PALAMU - I	PATNA	99	1
402	INFORMATION TECHNO	23145477	NISHANT SINGH	FATEHPUR	LUCKNOW	99	1
405	INTRODUCTION TO FI	22230618	DEEPAK KUMAR	SAHARSA	PATNA	99	1
405	INTRODUCTION TO FI	22230589	MUKESH KUMAR	SAHARSA	PATNA	99	1
405	INTRODUCTION TO FI	22230547	SHIWANGI KUMARI	SAHARSA	PATNA	99	1
015	KANNADA	18107554	ABHISHEKA B B	BANGLORE URBAN	HYDERABAD	100	1
015	KANNADA	18155502	AISHWARYA S UPPALADINNI	BIJAPUR	HYDERABAD	100	1
015	KANNADA	18154982	ANJANA SEETARAM HEGDE	N.CANARA	HYDERABAD	100	1
015	KANNADA	18155452	BASAVACHETAN B IBRAHIMPUR	BIJAPUR	HYDERABAD	100	1
015	KANNADA	18156388	BHAGYASHREE B RATHOD	YADAGERE	HYDERABAD	100	1
015	KANNADA	18155505	BHAGYASHREE S YALAVAR	BIJAPUR	HYDERABAD	100	1
015	KANNADA	18145443	DAVAN A	MANDYA	HYDERABAD	100	1
015	KANNADA	18156314	GIREESH B GOUNDI	YADAGERE	HYDERABAD	100	1
015	KANNADA	18107535	HARISHA B C	BANGLORE URBAN	HYDERABAD	100	1
015	KANNADA	18145448	HARSHITHA H K	MANDYA	HYDERABAD	100	1
015	KANNADA	18107539	LIKHITHA A	BANGLORE URBAN	HYDERABAD	100	1
015	KANNADA	18145460	MADHUSUDANA M	MANDYA	HYDERABAD	100	1
015	KANNADA	18154077	MANVITHA M PUTHU	UDIPPI	HYDERABAD	100	1
015	KANNADA	18107547	NAGENDRA V	BANGLORE URBAN	HYDERABAD	100	1
015	KANNADA	18135045	NANDANA RAVI K	SOUTH CANARA	HYDERABAD	100	1
015	KANNADA	18135048	PAVAN Y D G	SOUTH CANARA	HYDERABAD	100	1
015	KANNADA	18153045	POORNASHREE B N	TUMKUR	HYDERABAD	100	1
015	KANNADA	18130560	PRAMOD B BELAGALI	BELGAUM	HYDERABAD	100	1
015	KANNADA	18150122	RAKSHITA NAIK	RAICHUR	HYDERABAD	100	1
015	KANNADA	18156361	S NAVEEN	YADAGERE	HYDERABAD	100	1
015	KANNADA	18145475	SACHITH GOWDA S R	MANDYA	HYDERABAD	100	1
015	KANNADA	18138658	SAHANA D GOUDAPPANAVAR	DHARWAD	HYDERABAD	100	1
015	KANNADA	18145482	SHASHANK GOWDA L	MANDYA	HYDERABAD	100	1
015	KANNADA	18155492	SOMANING S CHIKKODI	BIJAPUR	HYDERABAD	100	1
015	KANNADA	18138671	SONIYA C PATIL	DHARWAD	HYDERABAD	100	1
015	KANNADA	18154104	SUSHMITHA	UDIPPI	HYDERABAD	100	1
015	KANNADA	18155530	TEJASHWINI M ATHANI	BIJAPUR	HYDERABAD	100	1
015	KANNADA	18135067	VARUN K	SOUTH CANARA	HYDERABAD	100	1
015	KANNADA	18150127	VEERESH NAYAK	RAICHUR	HYDERABAD	100	1
012	MALAYALAM	24167437	AKHILA A	CANNANORE	HYDERABAD	100	1
012	MALAYALAM	24163097	ANANYA S VINCENT	WYNAD	HYDERABAD	100	1
012	MALAYALAM	24119297	ARUNDHATHI A R	ALLEPPY	HYDERABAD	100	1
012	MALAYALAM	24140078	M NEERAJA NOWSHAN	ERNAKULAM	HYDERABAD	100	1
012	MALAYALAM	24130532	NIYA SUNIL	IDUKKI	HYDERABAD	100	1
011	MANIPURI	16147030	NERODA NINGOMBAM	IMPHAL EAST	SHILLONG	99	1
011	MANIPURI	16144926	RANIBALA WAHENGBAM	IMPHAL WEST	SHILLONG	99	1
009	MARATHI	15102162	ABHISHEK ARJUN LONDHE	AHMEDNAGAR	PUNE	100	1
009	MARATHI	15120192	ABHISHEK SARKATE	JALNA	PUNE	100	1
009	MARATHI	15120926	ADARSH ARJUN KAMBLE	KOLHAPUR	PUNE	100	1
009	MARATHI	15164350	ADITYA LAXMAN SUTAR	SATARA	PUNE	100	1
009	MARATHI	15163392	ADITYA MANOJKUMAR PATIL	SANGLI	PUNE	100	1
009	MARATHI	15120195	ADITYA RAUT	JALNA	PUNE	100	1
009	MARATHI	15120927	ADITYA SHAILESH KAPARE	KOLHAPUR	PUNE	100	1
009	MARATHI	15120928	ADITYA VINAYAK TAWARE	KOLHAPUR	PUNE	100	1
009	MARATHI	15120887	AJAY GANPATI KAMBLE	KOLHAPUR	PUNE	100	1
009	MARATHI	15120197	AJINKYA KALE	JALNA	PUNE	100	1
009	MARATHI	15164385	AKANKSHA NITIN DIXIT	SATARA	PUNE	100	1
009	MARATHI	15120925	AKANKSHA VIJAY SORAP	KOLHAPUR	PUNE	100	1
009	MARATHI	15176196	AKHIL IKHAR	YAVATMAL	PUNE	100	1
009	MARATHI	15120888	AMAR JAYDRATH DESAI	KOLHAPUR	PUNE	100	1
009	MARATHI	15120889	ANIKET ANANDA DIWAN	KOLHAPUR	PUNE	100	1
009	MARATHI	15167022	ANIKET HEMA GAWARI	SOLAPUR	PUNE	100	1
009	MARATHI	15120201	ANJALI GAIKWAD	JALNA	PUNE	100	1
009	MARATHI	15112701	ANJALI WATHE	CHANDRAPUR	PUNE	100	1
009	MARATHI	15109681	ANKITA SUSAR	BULDANA	PUNE	100	1
009	MARATHI	15146936	ARATI RAJENDRA SHINDE	PARBHANI	PUNE	100	1
009	MARATHI	15102172	ARINJAY BALASAHEB ROHOKALE	AHMEDNAGAR	PUNE	100	1
009	MARATHI	15115139	ARYA UDDHAV WARE	GADCHIROLI	PUNE	100	1
009	MARATHI	15120931	ATHARVA SHRIKANT KULKARNI	KOLHAPUR	PUNE	100	1
009	MARATHI	15117061	BHAVESH MAHENDRANATH RAHANGDALE	GONDIA	PUNE	100	1

CBSE BOARD EXAM RESULTS - 2020

Subject Code (CBSE)	Subject Name	Roll No.	Student's Name	JNV- Distt.	Region	Mark	Rank (NVS)
009	MARATHI	15118734	BHAVESH PATIL	JALGAON	PUNE	100	1
009	MARATHI	15146024	CHETANA KALYANSING THOKE	NASIK	PUNE	100	1
009	MARATHI	15120933	DARSHANA UTTAM PATIL	KOLHAPUR	PUNE	100	1
009	MARATHI	15147010	DIKSHA NANDKISHOR DHANMANE	PARBHANI	PUNE	100	1
009	MARATHI	15118740	DIVYA JADHAV	JALGAON	PUNE	100	1
009	MARATHI	15103047	DIVYAL SHARAD SURSE	WASHIM	PUNE	100	1
009	MARATHI	15103048	DIVYANI GAJANAN GAWANDE	WASHIM	PUNE	100	1
009	MARATHI	15167052	DNYANESHWAR MANIK KHUNE	SOLAPUR	PUNE	100	1
009	MARATHI	15123078	DNYANESHWARI PADOLE	LATUR	PUNE	100	1
009	MARATHI	15120206	GANESH JADHAV	JALNA	PUNE	100	1
009	MARATHI	15176212	GAURAV KUMBARWAR	YAVATMAL	PUNE	100	1
009	MARATHI	15107518	GAYATRI DHANURE	AURANGABAD	PUNE	100	1
009	MARATHI	15120214	KALYANI ILAG	JALNA	PUNE	100	1
009	MARATHI	15118758	KIMAYA KADAM	JALGAON	PUNE	100	1
009	MARATHI	15167031	KOMAL SHIVAJI HOTE	SOLAPUR	PUNE	100	1
009	MARATHI	15103056	KOMAL VISHNU INGLE	WASHIM	PUNE	100	1
009	MARATHI	15107493	KRUTIKA PINGALKAR	AURANGABAD	PUNE	100	1
009	MARATHI	15115185	LAWANYA RAJU YELLEWAR	GADCHIROLI	PUNE	100	1
009	MARATHI	15147012	MADHAVI MADHAV DHANDE	PARBHANI	PUNE	100	1
009	MARATHI	15118763	MANASI SONAWANE	JALGAON	PUNE	100	1
009	MARATHI	15160777	MANSI AMOL SHINDE	PUNE	PUNE	100	1
009	MARATHI	15112727	MOHINI AGADE	CHANDRAPUR	PUNE	100	1
009	MARATHI	15118765	MRUNAL PATIL	JALGAON	PUNE	100	1
009	MARATHI	15167034	MUKTA NAGNATH HELKAR	SOLAPUR	PUNE	100	1
009	MARATHI	15143378	NAGESHRI SURYSHEKHAR	NANDED	PUNE	100	1
009	MARATHI	15102188	NAMRATA GANGARAM PAWAR	AHMEDNAGAR	PUNE	100	1
009	MARATHI	15102852	NIKITA BAND	AKOLA	PUNE	100	1
009	MARATHI	15120901	NIRANJAN DIPAK KHARADE	KOLHAPUR	PUNE	100	1
009	MARATHI	15112733	NISHAD GAIKWAD	CHANDRAPUR	PUNE	100	1
009	MARATHI	15108154	OM HAJARE	BEED	PUNE	100	1
009	MARATHI	15109659	OM NAGRE	BULDANA	PUNE	100	1
009	MARATHI	15118770	OM SURYAWANSHI	JALGAON	PUNE	100	1
009	MARATHI	15120902	OMKAR PARASHARAM KAMBLE	KOLHAPUR	PUNE	100	1
009	MARATHI	15120937	ONKAR DAGADU KUMBHAR	KOLHAPUR	PUNE	100	1
009	MARATHI	15120938	PALLAVI RAJENDRA RANAMALE	KOLHAPUR	PUNE	100	1
009	MARATHI	15146034	PARTH EKNATH MAHAJAN	NASIK	PUNE	100	1
009	MARATHI	15146910	PRACHI MAHADEV WAGHMARE	OSMANABAD	PUNE	100	1
009	MARATHI	15160779	PRADNYA MANOHAR KAMBLE	PUNE	PUNE	100	1
009	MARATHI	15120905	PRADNYA MANSING BHOSALE	KOLHAPUR	PUNE	100	1
009	MARATHI	15164381	PRADNYA PRAKASH SHINDE	SATARA	PUNE	100	1
009	MARATHI	15118778	PRAJKTA JAMDHADE	JALGAON	PUNE	100	1
009	MARATHI	15112741	PRAJWAL GAVHARE	CHANDRAPUR	PUNE	100	1
009	MARATHI	15168847	PRAMILA RESHMA CHAURE	THANE	PUNE	100	1
009	MARATHI	15120940	PRANITA SURESH GAVALI	KOLHAPUR	PUNE	100	1
009	MARATHI	15109648	PRANJAL MAHER	BULDANA	PUNE	100	1
009	MARATHI	15162653	PRASHANT VITTHAL BOGULWAR	RATNAGIRI	PUNE	100	1
009	MARATHI	15162616	PREM SUDHAKAR DAVARE	RATNAGIRI	PUNE	100	1
009	MARATHI	15112744	PRERNA POPATE	CHANDRAPUR	PUNE	100	1
009	MARATHI	15120942	PRITI KRISHNAT KAMBLE	KOLHAPUR	PUNE	100	1
009	MARATHI	15112745	PRITI SALAM	CHANDRAPUR	PUNE	100	1
009	MARATHI	15164353	PRIYA BALASAHEB KHANDEKAR	SATARA	PUNE	100	1
009	MARATHI	15146027	PRIYANKA NANDAKUMAR GAIKWAD	NASIK	PUNE	100	1
009	MARATHI	15120943	PRUTHVIRAJ BHIKAJI SURYAVANSHI	KOLHAPUR	PUNE	100	1
009	MARATHI	15145998	PUSHKARAJ SURESH SAWKAR	NASIK	PUNE	100	1
009	MARATHI	15118779	RAGHAVI SURYAWANSHI	JALGAON	PUNE	100	1
009	MARATHI	15108157	RAHUL GHUGE	BEED	PUNE	100	1
009	MARATHI	15120944	RAJ RAHUL PATIL	KOLHAPUR	PUNE	100	1
009	MARATHI	15145992	RAJESHWARI KIRAN KULKARNI	NASIK	PUNE	100	1
009	MARATHI	15120945	RAJROHAN MOHAN KAMBLE	KOLHAPUR	PUNE	100	1
009	MARATHI	15112747	REVA MANGAR	CHANDRAPUR	PUNE	100	1
009	MARATHI	15120946	ROHINI SUNIL KAMBLE	KOLHAPUR	PUNE	100	1
009	MARATHI	15160798	ROHIT SANTOSH RAUT	PUNE	PUNE	100	1
009	MARATHI	15120947	ROHIT VINAYAK KAMBLE	KOLHAPUR	PUNE	100	1
009	MARATHI	15143391	ROSHAN PAWAR	NANDED	PUNE	100	1
009	MARATHI	15103079	RUCHA RUPESH MAHAKAL	WASHIM	PUNE	100	1
009	MARATHI	15167074	RUPALI AJINATH BADE	SOLAPUR	PUNE	100	1
009	MARATHI	15120236	RUPALI GOMALADU	JALNA	PUNE	100	1
009	MARATHI	15146925	RUSHIKESH APPASAHEB JADHAV	OSMANABAD	PUNE	100	1
009	MARATHI	15120238	RUTESH WAGHMARE	JALNA	PUNE	100	1
009	MARATHI	15146866	RUTUJA SANJAY DHONE	OSMANABAD	PUNE	100	1
009	MARATHI	15163381	RUTUJA SANTOSH KALE	SANGLI	PUNE	100	1
009	MARATHI	15143393	RUTUJA SHELKE	NANDED	PUNE	100	1
009	MARATHI	15102810	RUTUJA YEUL	AKOLA	PUNE	100	1
009	MARATHI	15102206	SABIHA RIYAJKHAN PATHAN	AHMEDNAGAR	PUNE	100	1
009	MARATHI	15120239	SACHIN GAYAKE	JALNA	PUNE	100	1
009	MARATHI	15120240	SAGAR MULE	JALNA	PUNE	100	1

CBSE BOARD EXAM RESULTS - 2020

Subject Code (CBSE)	Subject Name	Roll No.	Student's Name	JNV- Distt.	Region	Mark	Rank (NVS)
009	MARATHI	15115212	SAHIL ISHWAR BHADKE	GADCHIROLI	PUNE	100	1
009	MARATHI	15120910	SAI RAJENDRA MALAP	KOLHAPUR	PUNE	100	1
009	MARATHI	15167075	SAI SHAHAJI PATIL	SOLAPUR	PUNE	100	1
009	MARATHI	15147162	SAKSHAM KARANDE	HINGOLI	PUNE	100	1
009	MARATHI	15107453	SAKSHEE TOMAR	AURANGABAD	PUNE	100	1
009	MARATHI	15115190	SAKSHI GANESH GANYARPAWAR	GADCHIROLI	PUNE	100	1
009	MARATHI	15160782	SAKSHI JANARDAN MARBHAL	PUNE	PUNE	100	1
009	MARATHI	15164392	SAKSHI MAHENDRA BHOSALE	SATARA	PUNE	100	1
009	MARATHI	15102793	SAKSHI SAWANDKAR	AKOLA	PUNE	100	1
009	MARATHI	15167038	SAKSHI SHARAD DESHMUKH	SOLAPUR	PUNE	100	1
009	MARATHI	15103082	SAKSHI UDDHAO KALE	WASHIM	PUNE	100	1
009	MARATHI	15163379	SAMIDHA POPAT KADAM	SANGLI	PUNE	100	1
009	MARATHI	15145989	SAMIKSHA GOPAL DEORE	NASIK	PUNE	100	1
009	MARATHI	15103084	SAMIKSHA PRAMOD DESHMUKH	WASHIM	PUNE	100	1
009	MARATHI	15160762	SAMRUDDHI BHAUSAHEB RAWANDAL	PUNE	PUNE	100	1
009	MARATHI	15120911	SAMRUDDHI NETAJI PATIL	KOLHAPUR	PUNE	100	1
009	MARATHI	15120949	SAMRUDDHI SARJERAO PATIL	KOLHAPUR	PUNE	100	1
009	MARATHI	15167041	SANGRAM TANAJI MALI	SOLAPUR	PUNE	100	1
009	MARATHI	15164373	SANIYA SAMEER SHIKALGAR	SATARA	PUNE	100	1
009	MARATHI	15109645	SANJANA VARADE	BULDANA	PUNE	100	1
009	MARATHI	15109691	SANKET DEBAJE	BULDANA	PUNE	100	1
009	MARATHI	15120912	SANKET SADASHIV CHOUGULE	KOLHAPUR	PUNE	100	1
009	MARATHI	15160783	SANSKRUTI ROHIDAS GODE	PUNE	PUNE	100	1
009	MARATHI	15167042	SANTOSHI GANESH SHINDE	SOLAPUR	PUNE	100	1
009	MARATHI	15120246	SAPNA DHAWLE	JALNA	PUNE	100	1
009	MARATHI	15102212	SARTHAK BHIWAJI KOLEKAR	AHMEDNAGAR	PUNE	100	1
009	MARATHI	15102211	SARTHAK RAMCHANDRA KANAWADE	AHMEDNAGAR	PUNE	100	1
009	MARATHI	15120913	SATYAJIT SHAHAJI PATIL	KOLHAPUR	PUNE	100	1
009	MARATHI	15108209	SAYALI HUMBE	BEED	PUNE	100	1
009	MARATHI	15146901	SHIVANI SANTOSH JADHAV	OSMANABAD	PUNE	100	1
009	MARATHI	15120915	SHIVANJALI MANOHAR SUTAR	KOLHAPUR	PUNE	100	1
009	MARATHI	15120248	SHIWANI LOKHANDE	JALNA	PUNE	100	1
009	MARATHI	15160738	SHRADDHA NITIN DAFAL	PUNE	PUNE	100	1
009	MARATHI	15120916	SHREYA GANPATI ADSUL	KOLHAPUR	PUNE	100	1
009	MARATHI	15176257	SHREYA KORE	YAVATMAL	PUNE	100	1
009	MARATHI	15163450	SHREYA NANASO PATIL	SANGLI	PUNE	100	1
009	MARATHI	15160739	SHREYA SURESH LOKHANDE	PUNE	PUNE	100	1
009	MARATHI	15102221	SHREYANKA BHAUSAHEB GAWALI	AHMEDNAGAR	PUNE	100	1
009	MARATHI	15162624	SHREYAS SUHAS KADGE	RATNAGIRI	PUNE	100	1
009	MARATHI	15108148	SHRUTI SHAHANE	BEED	PUNE	100	1
009	MARATHI	15174013	SNEHAL M BORKAR	WARDHA	PUNE	100	1
009	MARATHI	15112761	SNUSHI TABHANE	CHANDRAPUR	PUNE	100	1
009	MARATHI	15118793	SRUSHTI PATIL	JALGAON	PUNE	100	1
009	MARATHI	15116266	SUBHAM SHYAM GHURE	VALPOI	PUNE	100	1
009	MARATHI	15120918	SUJAL DADASAHEB KATTE	KOLHAPUR	PUNE	100	1
009	MARATHI	15147002	SUMEDH VINODKUMAR DONGRAJKAR	PARBHANI	PUNE	100	1
009	MARATHI	15120919	SUMIT ANANDA KAMBLE	KOLHAPUR	PUNE	100	1
009	MARATHI	15168851	SUPRIYA SANJAY PATHARE	THANE	PUNE	100	1
009	MARATHI	15120952	SURAJ SUBHASH TONDALE	KOLHAPUR	PUNE	100	1
009	MARATHI	15108211	SURAKSHA SURYAWANSHI	BEED	PUNE	100	1
009	MARATHI	15162669	SWARUPA PRAKASH GOSAVI	RATNAGIRI	PUNE	100	1
009	MARATHI	15118795	TANAY CHAVAN	JALGAON	PUNE	100	1
009	MARATHI	15120922	TANVI NETAJI MAGDUM	KOLHAPUR	PUNE	100	1
009	MARATHI	15102229	TEJAS KIRAN SANGLE	AHMEDNAGAR	PUNE	100	1
009	MARATHI	15120954	TEJASWINI BABAN KURADE	KOLHAPUR	PUNE	100	1
009	MARATHI	15165913	TEJSWINEE MAHADEV JAMBHALE	SINDHUDURG	PUNE	100	1
009	MARATHI	15147003	TUSHAR HANVATA MUKHMAHALE	PARBHANI	PUNE	100	1
009	MARATHI	15161813	UMAIR MANSOORALI PANSARE	RAIGAD	PUNE	100	1
009	MARATHI	15109701	UMESH SONUNE	BULDANA	PUNE	100	1
009	MARATHI	15176264	VAIDEHI THAKARE	YAVATMAL	PUNE	100	1
009	MARATHI	15143416	VAISHNAVI KADAM	NANDED	PUNE	100	1
009	MARATHI	15102233	VAISHNAVI NANDKUMAR AUTI	AHMEDNAGAR	PUNE	100	1
009	MARATHI	15160785	VAISHNAVI RAJENDRA GUPTA	PUNE	PUNE	100	1
009	MARATHI	15120958	VAISHNAVI VITTHAL GAVADE	KOLHAPUR	PUNE	100	1
009	MARATHI	15164383	VARAD KRISHNAT BAGAL	SATARA	PUNE	100	1
009	MARATHI	15102234	VEDANT KUSHINATH BARDE	AHMEDNAGAR	PUNE	100	1
009	MARATHI	15174020	VEDANT M DATEY	WARDHA	PUNE	100	1
009	MARATHI	15147155	VEDIKA SATPUTE	HINGOLI	PUNE	100	1
009	MARATHI	15102235	VEDIKA VIJAYKUMAR DENGALE	AHMEDNAGAR	PUNE	100	1
009	MARATHI	15120261	VISHAKHA BAWASKAR	JALNA	PUNE	100	1
009	MARATHI	15160769	VISHAKHA BHANUDAS SABALE	PUNE	PUNE	100	1
009	MARATHI	15164352	VISHWANJALI SHASHIKANT JAMDADE	SATARA	PUNE	100	1
009	MARATHI	15120924	VIVEK BALAVANT KAMBLE	KOLHAPUR	PUNE	100	1
009	MARATHI	15109640	VIVEK RATHI	BULDANA	PUNE	100	1
241	MATHEMATICS BASIC	15120928	ADITYA VINAYAK TAWARE	KOLHAPUR	PUNE	100	1
241	MATHEMATICS BASIC	24140091	ANN MARIA	ERNAKULAM	HYDERABAD	100	1

CBSE BOARD EXAM RESULTS - 2020

Subject Code (CBSE)	Subject Name	Roll No.	Student's Name	JNV- Distt.	Region	Mark	Rank (NVS)
241	MATHEMATICS BASIC	11134160	CHANDAN PRAJAPAT	AJMER	JAIPUR	100	1
241	MATHEMATICS BASIC	11194961	DEEPAK KUMAR	KOTA	JAIPUR	100	1
241	MATHEMATICS BASIC	16127431	DILRUBA AKTER	CHIRANG	SHILLONG	100	1
241	MATHEMATICS BASIC	12141643	ESHA GHOSH	BANKURA	PATNA	100	1
241	MATHEMATICS BASIC	11148652	GAJENDRA SINGH RAJAWAT	BUNDI	JAIPUR	100	1
241	MATHEMATICS BASIC	12153042	INDRANIL KHAMRUI	HOOGHLY	PATNA	100	1
241	MATHEMATICS BASIC	11152309	MAHENDRA SINGH MEENA	DAUSA	JAIPUR	100	1
241	MATHEMATICS BASIC	12190233	MANISH PATEL	RAIGARH	BHOPAL	100	1
241	MATHEMATICS BASIC	12141651	MANISHA BEPARI	BANKURA	PATNA	100	1
241	MATHEMATICS BASIC	11142606	MANVENDRA	BHARATPUR	JAIPUR	100	1
241	MATHEMATICS BASIC	15168845	MRUNALI ANANT BHONDIWALE	THANE	PUNE	100	1
241	MATHEMATICS BASIC	12190240	NEHA CHOUDHARY	RAIGARH	BHOPAL	100	1
241	MATHEMATICS BASIC	23252106	PRANSHI RAHI	SITAPUR-II	LUCKNOW	100	1
241	MATHEMATICS BASIC	12168846	PRANTIK SUBHRA CHOUDHURY	DAKSHIN DINAJP	PATNA	100	1
241	MATHEMATICS BASIC	19101009	PRATHAM SINGH MANDLOI	BARWANI	BHOPAL	100	1
241	MATHEMATICS BASIC	11205103	PRAVEENA KUMARI	SIROHI	JAIPUR	100	1
241	MATHEMATICS BASIC	22123543	PRERNA SINGH	BUXAR	PATNA	100	1
241	MATHEMATICS BASIC	12148410	PURUSOTTAM PASWAN	BURDWAN	PATNA	100	1
241	MATHEMATICS BASIC	11194937	RONAK KUMAWAT	KOTA	JAIPUR	100	1
241	MATHEMATICS BASIC	25102672	SANDHYA RANI	CHAMPAWAT	LUCKNOW	100	1
241	MATHEMATICS BASIC	22167325	SHIVAM RAJ	MUZAFFARPUR	PATNA	100	1
241	MATHEMATICS BASIC	12116322	SOBHASHREE DASH	PHULBANI	BHOPAL	100	1
241	MATHEMATICS BASIC	11176160	SURYANSH TANK	JHALAWAR	JAIPUR	100	1
241	MATHEMATICS BASIC	16133204	TINA BARMAN	NALBARI	SHILLONG	100	1
241	MATHEMATICS BASIC	12170093	VARSHIT KUMAR NAVIK	BASTAR	BHOPAL	100	1
241	MATHEMATICS BASIC	15147212	VINAYA ALDINGE	HINGOLI	PUNE	100	1
041	MATHEMATICS STANDA	16132567	A H MD AMANULLAH	KARIMGANJ	SHILLONG	100	1
041	MATHEMATICS STANDA	17230957	AARAV SINGH	YAMUNANAGAR	JAIPUR	100	1
041	MATHEMATICS STANDA	23250025	ABDUL BASEER	SIDDHARTH NAGA	LUCKNOW	100	1
041	MATHEMATICS STANDA	15141810	ABHAY GUPTA	NAGPUR	PUNE	100	1
041	MATHEMATICS STANDA	17237388	ABHAY JASWAL	HAMIRPUR	CHANDIGARH	100	1
041	MATHEMATICS STANDA	23145485	ABHAY TRIPATHI	FATEHPUR	LUCKNOW	100	1
041	MATHEMATICS STANDA	12101026	ABHIMANYU DAS	ANGUL	BHOPAL	100	1
041	MATHEMATICS STANDA	20220064	ABHINAYA SIRIPURAPU	SRIKAKULAM	HYDERABAD	100	1
041	MATHEMATICS STANDA	12112567	ABHIPSA NAYAK	JAGATSINGHPUR	BHOPAL	100	1
041	MATHEMATICS STANDA	12101231	ABHISEK JENA	DHENKANAL	BHOPAL	100	1
041	MATHEMATICS STANDA	15160743	ABHISHEK CHANDRAKANT DARADE	PUNE	PUNE	100	1
041	MATHEMATICS STANDA	11210442	ABHISHEK SHARMA	UDAIPUR	JAIPUR	100	1
041	MATHEMATICS STANDA	15107456	ABOLI SONAWANE	AURANGABAD	PUNE	100	1
041	MATHEMATICS STANDA	12198623	ADARSH CHANDRA	SURAJPUR	BHOPAL	100	1
041	MATHEMATICS STANDA	19148085	ADITI SHARMA	INDORE	BHOPAL	100	1
041	MATHEMATICS STANDA	15120194	ADITYA PARDESHI	JALNA	PUNE	100	1
041	MATHEMATICS STANDA	15141777	ADITYA RAUT	NAGPUR	PUNE	100	1
041	MATHEMATICS STANDA	15109700	ADITYA SIRSAT	BULDANA	PUNE	100	1
041	MATHEMATICS STANDA	15143348	ADITYA WADJE	NANDED	PUNE	100	1
041	MATHEMATICS STANDA	17161586	AJAY	JIND	JAIPUR	100	1
041	MATHEMATICS STANDA	15164380	AJAY SHANKAR SAPKAL	SATARA	PUNE	100	1
041	MATHEMATICS STANDA	11200934	AKSHITA KUMARI	SIKAR	JAIPUR	100	1
041	MATHEMATICS STANDA	15160790	AMAN ABDULSAMAD INAMDAR	PUNE	PUNE	100	1
041	MATHEMATICS STANDA	22110298	AMAN KUMAR	BEGUSARAI	PATNA	100	1
041	MATHEMATICS STANDA	17196520	AMAN KUMAR JHA	PANCHKULA	JAIPUR	100	1
041	MATHEMATICS STANDA	17238520	AMAN THAKUR	KANGRA	CHANDIGARH	100	1
041	MATHEMATICS STANDA	23197232	AMARJEET SHUKLA	KUSHINAGAR	LUCKNOW	100	1
041	MATHEMATICS STANDA	22158856	AMIT KUMAR	LAKHISARAI	PATNA	100	1
041	MATHEMATICS STANDA	15123060	AMIT LONDHE	LATUR	PUNE	100	1
041	MATHEMATICS STANDA	12121735	AMLAN DALAI	KHURDA	BHOPAL	100	1
041	MATHEMATICS STANDA	25138182	AMMAR ANWAR	U S NAGAR	LUCKNOW	100	1
041	MATHEMATICS STANDA	23270273	AMRITESH SINGH	VARANASI	LUCKNOW	100	1
041	MATHEMATICS STANDA	20219581	ANEESH NARAYAN BANDARU	PRAKASHAM	HYDERABAD	100	1
041	MATHEMATICS STANDA	12138976	ANIRBAN BISWAS	NADIA	PATNA	100	1
041	MATHEMATICS STANDA	11181352	ANITA PRAJAPAT	JODHPUR	JAIPUR	100	1
041	MATHEMATICS STANDA	20220029	ANJALI GURUGU	SRIKAKULAM	HYDERABAD	100	1
041	MATHEMATICS STANDA	11109212	ANKIT KUMAR	VADODARA	PUNE	100	1
041	MATHEMATICS STANDA	25152890	ANKIT KUMAR	BIJNOR	LUCKNOW	100	1
041	MATHEMATICS STANDA	20212269	ANNAMANENI ROHITH KUMAR	NELLORE	HYDERABAD	100	1
041	MATHEMATICS STANDA	17108721	ANNU	BHIWANI	JAIPUR	100	1
041	MATHEMATICS STANDA	12116802	ANNWASA MALLICK	KENDRAPADA	BHOPAL	100	1
041	MATHEMATICS STANDA	11200937	ANSHUL GOYAL	SIKAR	JAIPUR	100	1
041	MATHEMATICS STANDA	11134164	ANTIMA NAMA	AJMER	JAIPUR	100	1
041	MATHEMATICS STANDA	15174027	ANUJ R PATIL	WARDHA	PUNE	100	1
041	MATHEMATICS STANDA	15167024	ANUJA SIDDHARAM MELSHETTI	SOLAPUR	PUNE	100	1
041	MATHEMATICS STANDA	17161535	APOORVA	JIND	JAIPUR	100	1
041	MATHEMATICS STANDA	23219139	ARADHYA YADAV	LUCKNOW	LUCKNOW	100	1
041	MATHEMATICS STANDA	15146945	ARJUN AMBADASRAO GAIKWAD	PARBHANI	PUNE	100	1
041	MATHEMATICS STANDA	12148402	ARJUN HAZRA	BURDWAN	PATNA	100	1
041	MATHEMATICS STANDA	24106974	AROMAL A J	TRIVENDRAM	HYDERABAD	100	1

CBSE BOARD EXAM RESULTS - 2020

Subject Code (CBSE)	Subject Name	Roll No.	Student's Name	JNV- Distt.	Region	Mark	Rank (NVS)
041	MATHEMATICS STANDA	22314895	ARPIT TANDON	RANCHI	PATNA	100	1
041	MATHEMATICS STANDA	12107884	ARSHAD AHMED	CUTTACK	BHOPAL	100	1
041	MATHEMATICS STANDA	25140932	ARSHAD ALI	MORADABAD	LUCKNOW	100	1
041	MATHEMATICS STANDA	11105164	ARYAN ZALA	GIR SOMNATH	PUNE	100	1
041	MATHEMATICS STANDA	12107882	ASHIS KUMAR MISHRA	CUTTACK	BHOPAL	100	1
041	MATHEMATICS STANDA	11174901	ASHISH KUMAR MEENA	JAIPUR	JAIPUR	100	1
041	MATHEMATICS STANDA	16133434	ASHISH NEWAR	SONITPUR	SHILLONG	100	1
041	MATHEMATICS STANDA	16136169	ASIF MEHDI HASAN	DHUBRI	SHILLONG	100	1
041	MATHEMATICS STANDA	11109144	ATULYA KUMAR	VADODARA	PUNE	100	1
041	MATHEMATICS STANDA	15107466	AVINASH SHELAR	AURANGABAD	PUNE	100	1
041	MATHEMATICS STANDA	15146920	AVISHKAR VILAS SALGAR	OSMANABAD	PUNE	100	1
041	MATHEMATICS STANDA	12133952	AYUSH BHOI	SAMBALPUR	BHOPAL	100	1
041	MATHEMATICS STANDA	12129638	AYUSH DAS	NABARANGPUR	BHOPAL	100	1
041	MATHEMATICS STANDA	23158078	AYUSH KUMAR PANDEY	GORAKHPUR	LUCKNOW	100	1
041	MATHEMATICS STANDA	12101915	AYUSH RAJRATAN	BALASORE	BHOPAL	100	1
041	MATHEMATICS STANDA	19187112	AYUSH SAHU	TIKAMGARH	BHOPAL	100	1
041	MATHEMATICS STANDA	20204871	BANAVATHU DAMAYANTHI	KRISHNA	HYDERABAD	100	1
041	MATHEMATICS STANDA	12131425	BEDAPRAKASH SENAPATI	PURI	BHOPAL	100	1
041	MATHEMATICS STANDA	15107460	BHAGESH PAWAR	AURANGABAD	PUNE	100	1
041	MATHEMATICS STANDA	17203095	BHANU PRAKASH	REWARI	JAIPUR	100	1
041	MATHEMATICS STANDA	12129661	BHARADWAJ HALBA	NABARANGPUR	BHOPAL	100	1
041	MATHEMATICS STANDA	15117061	BHAVESH MAHENDRANATH RAHANGDALE	GONDIA	PUNE	100	1
041	MATHEMATICS STANDA	11210388	BHAWANA DANGI	UDAIPUR	JAIPUR	100	1
041	MATHEMATICS STANDA	11111390	BHOYE JIGARKUMAR	DANG	PUNE	100	1
041	MATHEMATICS STANDA	15117064	BHUMIKA JAGANNATH BOKDE	GONDIA	PUNE	100	1
041	MATHEMATICS STANDA	17175623	BHUPENDER KAUSHIK	KARNAL	JAIPUR	100	1
041	MATHEMATICS STANDA	15104072	BHUVAN UKE	AMRAVATI	PUNE	100	1
041	MATHEMATICS STANDA	12110503	BIBEK KUMAR SAHU	GANJAM	BHOPAL	100	1
041	MATHEMATICS STANDA	12130168	BISWARANJAN LENKA	NAYAGARH	BHOPAL	100	1
041	MATHEMATICS STANDA	20190385	BORRA CHANDRA SAI KALYAN KUMAR	ADILABAD	HYDERABAD	100	1
041	MATHEMATICS STANDA	15117065	CHAITANYA KAILAS KANPATE	GONDIA	PUNE	100	1
041	MATHEMATICS STANDA	20220094	CHANDRA VARDHAN GOTTAPU	SRIKAKULAM	HYDERABAD	100	1
041	MATHEMATICS STANDA	12101041	CHANDRASHEKHAR SAHU	ANGUL	BHOPAL	100	1
041	MATHEMATICS STANDA	12101269	CHELSI CHELINA	DHENKANAL	BHOPAL	100	1
041	MATHEMATICS STANDA	11134128	CHETAN PRAKASH KUMAWAT	AJMER	JAIPUR	100	1
041	MATHEMATICS STANDA	11180825	CHHAVI LAMBA	JHUNJHUNU	JAIPUR	100	1
041	MATHEMATICS STANDA	16131497	CHINMOY DEKA	N.C. HILLS	SHILLONG	100	1
041	MATHEMATICS STANDA	20218441	DADAM RISHIKESH REDDY	CHITOOOR	HYDERABAD	100	1
041	MATHEMATICS STANDA	20212273	DARA SREEHA VENKAT	NELLORE	HYDERABAD	100	1
041	MATHEMATICS STANDA	11210403	DARSHAN VAISHNAV	UDAIPUR	JAIPUR	100	1
041	MATHEMATICS STANDA	16134501	DEBASHIS PHUKAN	TINSUKIA	SHILLONG	100	1
041	MATHEMATICS STANDA	20190466	DEEKSHITHA THIRUNAGARI	KARIMNAGAR	HYDERABAD	100	1
041	MATHEMATICS STANDA	17116875	DEEPAK	FARIDABAD	JAIPUR	100	1
041	MATHEMATICS STANDA	17108726	DEEPAK KUMAR	BHIWANI	JAIPUR	100	1
041	MATHEMATICS STANDA	22243830	DEEPAK KUMAR	SITAMARHI	PATNA	100	1
041	MATHEMATICS STANDA	11151535	DEEPIKA	CHURU	JAIPUR	100	1
041	MATHEMATICS STANDA	17249606	DEVANSH NEGI	SOLAN	CHANDIGARH	100	1
041	MATHEMATICS STANDA	19174102	DEVANSH PANDEY	REWA	BHOPAL	100	1
041	MATHEMATICS STANDA	15104078	DEVNDRA INGLE	AMRAVATI	PUNE	100	1
041	MATHEMATICS STANDA	17203096	DEVRAJ SINGH	REWARI	JAIPUR	100	1
041	MATHEMATICS STANDA	15102174	DHAIRYA UMESH SURYAWANSHI	AHMEDNAGAR	PUNE	100	1
041	MATHEMATICS STANDA	15107483	DHANASHRI GADEKAR	AURANGABAD	PUNE	100	1
041	MATHEMATICS STANDA	11205047	DHAVAL PANCHOL	SIROHI	JAIPUR	100	1
041	MATHEMATICS STANDA	15167025	DHIRAJ ABHIMAN KOKANI	SOLAPUR	PUNE	100	1
041	MATHEMATICS STANDA	11210464	DHRUV MEENA	UDAIPUR	JAIPUR	100	1
041	MATHEMATICS STANDA	12128962	DIBYAJYOTI GURU	MAYURBHANJ	BHOPAL	100	1
041	MATHEMATICS STANDA	12190216	DIKESH SAHU	RAIGARH	BHOPAL	100	1
041	MATHEMATICS STANDA	11199424	DINESH KUMAR SALVI	RAJSAMAND	JAIPUR	100	1
041	MATHEMATICS STANDA	12183711	DINESH SAHU	KABIRDHAM	BHOPAL	100	1
041	MATHEMATICS STANDA	23254647	DIPANSHU MISHRA	SONEBHADRA	LUCKNOW	100	1
041	MATHEMATICS STANDA	16140892	DIPSING MASLAI	BAITHALANGSO	SHILLONG	100	1
041	MATHEMATICS STANDA	15165834	DISHANT KUMAR	SILI	PUNE	100	1
041	MATHEMATICS STANDA	23106369	DIVYANG GUPTA	AZAMGARH	LUCKNOW	100	1
041	MATHEMATICS STANDA	17238497	DIVYANSH	KANGRA	CHANDIGARH	100	1
041	MATHEMATICS STANDA	20194411	DURGA SRIVARSHA NADAKUDITI	NALGONDA	HYDERABAD	100	1
041	MATHEMATICS STANDA	16136847	FAIZUL HASSAN TARAFDER	HAILAKANDI	SHILLONG	100	1
041	MATHEMATICS STANDA	17175588	FASHION KUMAR	KARNAL	JAIPUR	100	1
041	MATHEMATICS STANDA	15109710	GAURANG BHALERAO	BULDANA	PUNE	100	1
041	MATHEMATICS STANDA	11142628	GAURAV CHAUDHARY	BHARATPUR	JAIPUR	100	1
041	MATHEMATICS STANDA	15176212	GAURAV KUMBARWAR	YAVATMAL	PUNE	100	1
041	MATHEMATICS STANDA	21104300	GAURAV MAHOR	AGRA	LUCKNOW	100	1
041	MATHEMATICS STANDA	19166768	GOPAL LOHAR	NEEMUCH	BHOPAL	100	1
041	MATHEMATICS STANDA	20218430	GUNDLURI AFRID	CHITOOOR	HYDERABAD	100	1
041	MATHEMATICS STANDA	15120210	GUNJAN KANADE	JALNA	PUNE	100	1
041	MATHEMATICS STANDA	13106614	GURPREET KAUR	AMRITSAR -I	CHANDIGARH	100	1
041	MATHEMATICS STANDA	12130169	GURUPRASAD SAHOO	NAYAGARH	BHOPAL	100	1

CBSE BOARD EXAM RESULTS - 2020

Subject Code (CBSE)	Subject Name	Roll No.	Student's Name	JNV- Distt.	Region	Mark	Rank (NVS)
041	MATHEMATICS STANDA	11146379	HANSRAJ	BIKANER	JAIPUR	100	1
041	MATHEMATICS STANDA	13106646	HARSH PATHANIA	AMRITSAR -I	CHANDIGARH	100	1
041	MATHEMATICS STANDA	12121744	HARSH AGRAWALLA	KHURDA	BHOPAL	100	1
041	MATHEMATICS STANDA	20194427	HARSHA VARDHAN PATTETI	NALGONDA	HYDERABAD	100	1
041	MATHEMATICS STANDA	17243436	HARSHIT THAKUR	MANDI	CHANDIGARH	100	1
041	MATHEMATICS STANDA	11109151	HARSHITKUMAR PANCHOLI	VADODARA	PUNE	100	1
041	MATHEMATICS STANDA	25101025	HIMANSHU BHATT	NAINITAL	LUCKNOW	100	1
041	MATHEMATICS STANDA	12101068	HIMANSHU SAHU	ANGUL	BHOPAL	100	1
041	MATHEMATICS STANDA	16126863	HRISHIKESH GOHAIN	JORHAT	SHILLONG	100	1
041	MATHEMATICS STANDA	16136891	IMDADULLA CHOUDHURY	HAILAKANDI	SHILLONG	100	1
041	MATHEMATICS STANDA	16117228	JAMOON MOTU	UPPER SUBANSIR	SHILLONG	100	1
041	MATHEMATICS STANDA	11180841	JATIN	JHUNJHUNU	JAIPUR	100	1
041	MATHEMATICS STANDA	15114303	JAYESH RAJESH SUTAR	DHULE	PUNE	100	1
041	MATHEMATICS STANDA	16136854	JIAUR RAHMAN CHOUDHURY	HAILAKANDI	SHILLONG	100	1
041	MATHEMATICS STANDA	11152296	JIVANTIKA MEENA	DAUSA	JAIPUR	100	1
041	MATHEMATICS STANDA	16117227	JUMKEN DUI	UPPER SUBANSIR	SHILLONG	100	1
041	MATHEMATICS STANDA	17129564	JYOTI	FATEHABAD	JAIPUR	100	1
041	MATHEMATICS STANDA	20213040	KANDOLU VASANTHA RAJU	KURNOOL	HYDERABAD	100	1
041	MATHEMATICS STANDA	17116813	KANIKA VASHISHT	FARIDABAD	JAIPUR	100	1
041	MATHEMATICS STANDA	12101888	KARAN KUMAR SETHI	BALASORE	BHOPAL	100	1
041	MATHEMATICS STANDA	22243776	KASAK	SITAMARHI	PATNA	100	1
041	MATHEMATICS STANDA	18107658	KEMPE GOWDA M P	BANGLORE RURAL	HYDERABAD	100	1
041	MATHEMATICS STANDA	17203164	KESHAV	REWARI	JAIPUR	100	1
041	MATHEMATICS STANDA	11105043	KHUNT DHRUVI GHANSHYAMBHAI	AMRELI	PUNE	100	1
041	MATHEMATICS STANDA	11210430	KHUSHBOO JAT	UDAIPUR	JAIPUR	100	1
041	MATHEMATICS STANDA	17175572	KHUSHI	KARNAL	JAIPUR	100	1
041	MATHEMATICS STANDA	15112720	KHUSHI RANDIVE	CHANDRAPUR	PUNE	100	1
041	MATHEMATICS STANDA	11210417	KHUSHWANT KUMAWAT	UDAIPUR	JAIPUR	100	1
041	MATHEMATICS STANDA	11110884	KIRANBHAI BARAIYA	BHAVNAGAR	PUNE	100	1
041	MATHEMATICS STANDA	11117390	KISHAN VARCHAND	KUTCH	PUNE	100	1
041	MATHEMATICS STANDA	20191353	KOLAKANTI CHETAN LAXMINATH	KHAMMAM	HYDERABAD	100	1
041	MATHEMATICS STANDA	11134135	KOMAL PRAJAPAT	AJMER	JAIPUR	100	1
041	MATHEMATICS STANDA	15167031	KOMAL SHIVAJI HOTE	SOLAPUR	PUNE	100	1
041	MATHEMATICS STANDA	11175532	KRISHAN	JAISALMER	JAIPUR	100	1
041	MATHEMATICS STANDA	23222439	KRISHNAKANT CHAUHAN	MAU	LUCKNOW	100	1
041	MATHEMATICS STANDA	15112721	KRUNAL SATHAWANE	CHANDRAPUR	PUNE	100	1
041	MATHEMATICS STANDA	16144944	KSHETRIMAYUM KEYNON SINGH	IMPHAL WEST	SHILLONG	100	1
041	MATHEMATICS STANDA	19180715	KSHITIJ AGRAWAL	ANUPPUR	BHOPAL	100	1
041	MATHEMATICS STANDA	11199452	KULDEEP GARG	RAJSAMAND	JAIPUR	100	1
041	MATHEMATICS STANDA	15168777	KUMUD MANE	THANE	PUNE	100	1
041	MATHEMATICS STANDA	20213020	KURUVA RADHAKRISHNA	KURNOOL	HYDERABAD	100	1
041	MATHEMATICS STANDA	18145454	KUSHALKRISHNA B	MANDYA	HYDERABAD	100	1
041	MATHEMATICS STANDA	12134835	LACHHMAN DEEP	SONEPUR	BHOPAL	100	1
041	MATHEMATICS STANDA	20209005	LOKESH NAIDU SAMBANGI POLINAYANI	VIZIANAGARAM	HYDERABAD	100	1
041	MATHEMATICS STANDA	12110494	MADHABA MISHRA	GANJAM	BHOPAL	100	1
041	MATHEMATICS STANDA	22167354	MADHU KUMARI	MUZAFFARPUR	PATNA	100	1
041	MATHEMATICS STANDA	18145460	MADHUSUDANA M	MANDYA	HYDERABAD	100	1
041	MATHEMATICS STANDA	11140545	MAHARSHI SONI	BARAN	JAIPUR	100	1
041	MATHEMATICS STANDA	20210351	MAHESH BABU VADLAMANU	GUNTUR	HYDERABAD	100	1
041	MATHEMATICS STANDA	20189939	MALLISETTY HARSHITHA	RANGA REDDY	HYDERABAD	100	1
041	MATHEMATICS STANDA	12129637	MANAJIT ROY	NABARANGPUR	BHOPAL	100	1
041	MATHEMATICS STANDA	12136802	MANASH KANTA PRADHAN	SUNDARGARH	BHOPAL	100	1
041	MATHEMATICS STANDA	15107463	MANGESH AHER	AURANGABAD	PUNE	100	1
041	MATHEMATICS STANDA	19191375	MANOJ AHIRWAR	VIDISHA	BHOPAL	100	1
041	MATHEMATICS STANDA	11152299	MAYANK KUMAR BAIRWA	DAUSA	JAIPUR	100	1
041	MATHEMATICS STANDA	15146032	MAYUR SUNIL PAWAR	NASIK	PUNE	100	1
041	MATHEMATICS STANDA	16136882	MD ABDUL HAFIZ CHOUDHURY	HAILAKANDI	SHILLONG	100	1
041	MATHEMATICS STANDA	16136901	MEHBUB RAHANE MAZUMDER	HAILAKANDI	SHILLONG	100	1
041	MATHEMATICS STANDA	16136880	MEHEDHI HASSAN LASKAR	HAILAKANDI	SHILLONG	100	1
041	MATHEMATICS STANDA	22101643	MITHILESH KUMAR	ARARIA	PATNA	100	1
041	MATHEMATICS STANDA	12195533	MITHLESH KUMAR MANHAR	RAIPUR	BHOPAL	100	1
041	MATHEMATICS STANDA	17108736	MITUL TANDON	BHIWANI	JAIPUR	100	1
041	MATHEMATICS STANDA	11117374	MOHAMMAD SHOYEB ANSARI	KUTCH	PUNE	100	1
041	MATHEMATICS STANDA	20210353	MOHANA ANJALI KOTHA	GUNTUR	HYDERABAD	100	1
041	MATHEMATICS STANDA	15108171	MOHINI JADHAV	BEED	PUNE	100	1
041	MATHEMATICS STANDA	18141205	MOHITH GOWDA M	HASSAN	HYDERABAD	100	1
041	MATHEMATICS STANDA	16133624	MONALISHA ROY	KOKRAJHAR	SHILLONG	100	1
041	MATHEMATICS STANDA	12121750	MONARANI KHATUA	KHURDA	BHOPAL	100	1
041	MATHEMATICS STANDA	20217077	MOUNIKA SAI SOWJANYA KODI	WEST GODAVARY	HYDERABAD	100	1
041	MATHEMATICS STANDA	20213005	MULINTI SUDHEER KUMAR REDDY	KURNOOL	HYDERABAD	100	1
041	MATHEMATICS STANDA	25138166	MUSKAN BATHLA	U S NAGAR	LUCKNOW	100	1
041	MATHEMATICS STANDA	20192758	NAMANI AKHIL	MAHABOOB NAGAR	HYDERABAD	100	1
041	MATHEMATICS STANDA	12129645	NANDITA MONDAL	NABARANGPUR	BHOPAL	100	1
041	MATHEMATICS STANDA	11146311	NARAYAN	BIKANER	JAIPUR	100	1
041	MATHEMATICS STANDA	11199400	NARAYAN JAT	RAJSAMAND	JAIPUR	100	1
041	MATHEMATICS STANDA	12101058	NARAYAN SATAPATHY	ANGUL	BHOPAL	100	1

CBSE BOARD EXAM RESULTS - 2020

Subject Code (CBSE)	Subject Name	Roll No.	Student's Name	JNV- Distt.	Region	Mark	Rank (NVS)
041	MATHEMATICS STANDA	11141031	NARESH CHOUDHARY	BARMER	JAIPUR	100	1
041	MATHEMATICS STANDA	22289266	NEHA KUMARI	GIRIDIH	PATNA	100	1
041	MATHEMATICS STANDA	22307479	NIKHIL RAJ SONI	PALAMU - II	PATNA	100	1
041	MATHEMATICS STANDA	15123070	NIKITA AGRE	LATUR	PUNE	100	1
041	MATHEMATICS STANDA	11174858	NIKITA SEVDA	JAIPUR	JAIPUR	100	1
041	MATHEMATICS STANDA	11152282	NIKKY KANWAR	DAUSA	JAIPUR	100	1
041	MATHEMATICS STANDA	22307480	NIKU RAJ	PALAMU - II	PATNA	100	1
041	MATHEMATICS STANDA	15115207	NINAD PRASHANT KAMBLE	GADCHIROLI	PUNE	100	1
041	MATHEMATICS STANDA	12131457	NIRANJAN SAHOO	PURI	BHOPAL	100	1
041	MATHEMATICS STANDA	16136863	NIRJHAR PURKAYASTHA	HAILAKANDI	SHILLONG	100	1
041	MATHEMATICS STANDA	17129528	NISHA RANI	FATEHABAD	JAIPUR	100	1
041	MATHEMATICS STANDA	23144851	NISHANT	FARRUKHABAD	LUCKNOW	100	1
041	MATHEMATICS STANDA	17243405	NISHANT BHANDARI	MANDI	CHANDIGARH	100	1
041	MATHEMATICS STANDA	23158012	NITESH KUMAR	GORAKHPUR	LUCKNOW	100	1
041	MATHEMATICS STANDA	12190241	NITISH KUMAR TANDAN	RAIGARH	BHOPAL	100	1
041	MATHEMATICS STANDA	15107446	OM DEHADRAY	AURANGABAD	PUNE	100	1
041	MATHEMATICS STANDA	15107457	OM WARKAD	AURANGABAD	PUNE	100	1
041	MATHEMATICS STANDA	11113537	OM ZALA	JAMNAGAR	PUNE	100	1
041	MATHEMATICS STANDA	12116816	OMKAR PRUSTY	KENDRAPADA	BHOPAL	100	1
041	MATHEMATICS STANDA	15162611	OMKAR SHANIL TARVE	RATNAGIRI	PUNE	100	1
041	MATHEMATICS STANDA	12131465	PADARABINDA PRADHAN	PURI	BHOPAL	100	1
041	MATHEMATICS STANDA	20194846	PAIDI SAI PRAKASH REDDY	NIZAMABAD	HYDERABAD	100	1
041	MATHEMATICS STANDA	15168833	PALLAVI PRAKASH SUKTE	THANE	PUNE	100	1
041	MATHEMATICS STANDA	25172499	PARAMJEET SAINI	SAHARANPUR	LUCKNOW	100	1
041	MATHEMATICS STANDA	11144998	PARTH SHEKHAWAT	BHILWARA	JAIPUR	100	1
041	MATHEMATICS STANDA	16136905	PARTHA SAROTHI ROY	HAILAKANDI	SHILLONG	100	1
041	MATHEMATICS STANDA	11113538	PARTHKUMAR MUNGRA	JAMNAGAR	PUNE	100	1
041	MATHEMATICS STANDA	11199403	PAWAN SINGH RAJPUT	RAJSAMAND	JAIPUR	100	1
041	MATHEMATICS STANDA	20191358	PEDDAPOLU GAYATHRI	KHAMMAM	HYDERABAD	100	1
041	MATHEMATICS STANDA	16131509	PHRITHIVIRAJ NUNISA	N.C. HILLS	SHILLONG	100	1
041	MATHEMATICS STANDA	12185174	PIYUSH KAMAL	KORBA	BHOPAL	100	1
041	MATHEMATICS STANDA	20204937	POLISETTI HEMANTH KUMAR	KRISHNA	HYDERABAD	100	1
041	MATHEMATICS STANDA	20194408	POOJITHA SABBINENI	NALGONDA	HYDERABAD	100	1
041	MATHEMATICS STANDA	20190448	POTU RITHVIK REDDY	ADILABAD	HYDERABAD	100	1
041	MATHEMATICS STANDA	11152687	PRADEEP KUMAR	DHOLPUR	JAIPUR	100	1
041	MATHEMATICS STANDA	11175547	PRADEEP SINGH	JAISALMER	JAIPUR	100	1
041	MATHEMATICS STANDA	15109651	PRAFUL WAGH	BULDANA	PUNE	100	1
041	MATHEMATICS STANDA	15112741	PRAJWAL GAVHARE	CHANDRAPUR	PUNE	100	1
041	MATHEMATICS STANDA	17116877	PRAKASH KUMAR	FARIDABAD	JAIPUR	100	1
041	MATHEMATICS STANDA	12112590	PRANAB SWARUP SAHOO	JAGATSINGHPUR	BHOPAL	100	1
041	MATHEMATICS STANDA	15102843	PRANAV BELOKAR	AKOLA	PUNE	100	1
041	MATHEMATICS STANDA	11113539	PRANAV NAINUJI	JAMNAGAR	PUNE	100	1
041	MATHEMATICS STANDA	15160796	PRANESH ANKUSH KATE	PUNE	PUNE	100	1
041	MATHEMATICS STANDA	15167071	PRANIT DHANYAKUMAR MORE	SOLAPUR	PUNE	100	1
041	MATHEMATICS STANDA	15107496	PRANJAL DEVKAR	AURANGABAD	PUNE	100	1
041	MATHEMATICS STANDA	23125621	PRANSHU MANI TRIPATHI	BASTI	LUCKNOW	100	1
041	MATHEMATICS STANDA	15120227	PRASAD TARDE	JALNA	PUNE	100	1
041	MATHEMATICS STANDA	16163338	PRASENJIT PAUL	DHALAI	SHILLONG	100	1
041	MATHEMATICS STANDA	23194851	PRASHANT ROY	KANPUR DEHAT	LUCKNOW	100	1
041	MATHEMATICS STANDA	16133219	PRASURJYA PRATIM TALUKDAR	NALBARI	SHILLONG	100	1
041	MATHEMATICS STANDA	17175635	PRATEEK	KARNAL	JAIPUR	100	1
041	MATHEMATICS STANDA	15117098	PRATIK AMRUT RAUT	GONDIA	PUNE	100	1
041	MATHEMATICS STANDA	12165831	PREMANGSHU GIRI	W. MEDINAPUR	PATNA	100	1
041	MATHEMATICS STANDA	19119199	PRINCE KUMAR SUMAN	DAMOH	BHOPAL	100	1
041	MATHEMATICS STANDA	12114914	PRINCIPRIYA MEHER	KALAHANDI	BHOPAL	100	1
041	MATHEMATICS STANDA	17216259	PRINCY	ROHTAK	JAIPUR	100	1
041	MATHEMATICS STANDA	15146979	PRITHVIRAJ CHANDRAKANT SOLANKE	PARBHANI	PUNE	100	1
041	MATHEMATICS STANDA	12101286	PRITIPADMA DAS	DHENKANAL	BHOPAL	100	1
041	MATHEMATICS STANDA	12133996	PRITISHA BHOI	SAMBALPUR	BHOPAL	100	1
041	MATHEMATICS STANDA	15164353	PRIYA BALASAHEB KHANDEKAR	SATARA	PUNE	100	1
041	MATHEMATICS STANDA	15117100	PRIYA GANESHRAM BORGHARE	GONDIA	PUNE	100	1
041	MATHEMATICS STANDA	17236338	PRIYANSH KAUNDAL	BILASPUR	CHANDIGARH	100	1
041	MATHEMATICS STANDA	23175681	PRIYANSHU CHAUDHARY	JAUNPUR	LUCKNOW	100	1
041	MATHEMATICS STANDA	15174004	PRIYANSHU I DUKRE	WARDHA	PUNE	100	1
041	MATHEMATICS STANDA	20212275	PULIMI VAMSI KRISHNA	NELLORE	HYDERABAD	100	1
041	MATHEMATICS STANDA	18146171	PUNARVASU V	MYSORE	HYDERABAD	100	1
041	MATHEMATICS STANDA	22157818	RAFIA PERWEEN	KISHANGANJ	PATNA	100	1
041	MATHEMATICS STANDA	21232558	RAHILA KHAN	PILIBHIT	LUCKNOW	100	1
041	MATHEMATICS STANDA	22154744	RAHUL KUMAR GUPTA	KAIMUR	PATNA	100	1
041	MATHEMATICS STANDA	12168568	RAHUL MAJHI	PURULIA	PATNA	100	1
041	MATHEMATICS STANDA	11113540	RAJ KANANI	JAMNAGAR	PUNE	100	1
041	MATHEMATICS STANDA	12116978	RAJALAXMI SWAIN	KEONJHAR	BHOPAL	100	1
041	MATHEMATICS STANDA	16135189	RAKHI BORAH	LAKHIMPUR	SHILLONG	100	1
041	MATHEMATICS STANDA	17116874	RAKSHIT BHATT	FARIDABAD	JAIPUR	100	1
041	MATHEMATICS STANDA	15102844	RAM INGLE	AKOLA	PUNE	100	1
041	MATHEMATICS STANDA	11141020	RAM NIVAS	BARMER	JAIPUR	100	1

CBSE BOARD EXAM RESULTS - 2020

Subject Code (CBSE)	Subject Name	Roll No.	Student's Name	JNV- Distt.	Region	Mark	Rank (NVS)
041	MATHEMATICS STANDA	11209878	RANVEER CHOUDHARY	TONK	JAIPUR	100	1
041	MATHEMATICS STANDA	22112819	RAUNAK KUMAR	BHAGALPUR	PATNA	100	1
041	MATHEMATICS STANDA	22112820	RISHABH RAJ	BHAGALPUR	PATNA	100	1
041	MATHEMATICS STANDA	17198996	RITUL	PANIPAT	JAIPUR	100	1
041	MATHEMATICS STANDA	16144940	RIYA KSHETRIMAYUM	IMPHAL WEST	SHILLONG	100	1
041	MATHEMATICS STANDA	15123083	ROHAN DESHMUKH	LATUR	PUNE	100	1
041	MATHEMATICS STANDA	15120234	ROHINI WAGH	JALNA	PUNE	100	1
041	MATHEMATICS STANDA	23119878	ROHIT KUMAR GUPTA	SHRAWASTI	LUCKNOW	100	1
041	MATHEMATICS STANDA	15146001	ROHIT RAJARAM SATHE	NASIK	PUNE	100	1
041	MATHEMATICS STANDA	16143494	ROMA HAJONG	WEST GARO HILL	SHILLONG	100	1
041	MATHEMATICS STANDA	12121756	RUDRA NARAYAN SAHOO	KHURDA	BHOPAL	100	1
041	MATHEMATICS STANDA	16136145	RUMANA RAHMAN	DHUBRI	SHILLONG	100	1
041	MATHEMATICS STANDA	15107474	RUSHIKESH SAPKAL	AURANGABAD	PUNE	100	1
041	MATHEMATICS STANDA	15120239	SACHIN GAYAKE	JALNA	PUNE	100	1
041	MATHEMATICS STANDA	16132661	SACHIN PRASAD	KAMRUP	SHILLONG	100	1
041	MATHEMATICS STANDA	15120910	SAI RAJENDRA MALAP	KOLHAPUR	PUNE	100	1
041	MATHEMATICS STANDA	22146382	SAIF ALAM	GOPALGANJ	PATNA	100	1
041	MATHEMATICS STANDA	15123031	SAINATH MORALWAR	LATUR	PUNE	100	1
041	MATHEMATICS STANDA	15167038	SAKSHI SHARAD DESHMUKH	SOLAPUR	PUNE	100	1
041	MATHEMATICS STANDA	25152915	SAMEER AHMAD	BIJNOR	LUCKNOW	100	1
041	MATHEMATICS STANDA	15112757	SAMEER PAZARE	CHANDRAPUR	PUNE	100	1
041	MATHEMATICS STANDA	19187162	SAMRIDDHI KHARE	TIKAMGARH	BHOPAL	100	1
041	MATHEMATICS STANDA	12165844	SANCHARI BERA	W. MEDINAPUR	PATNA	100	1
041	MATHEMATICS STANDA	12106014	SANDHYA RANI BEHERA	BOLANGIR	BHOPAL	100	1
041	MATHEMATICS STANDA	12114966	SANGHAMITRA PODH	KALAHANDI	BHOPAL	100	1
041	MATHEMATICS STANDA	15164344	SANSKAR BHANUDAS GADHAVE	SATARA	PUNE	100	1
041	MATHEMATICS STANDA	12148846	SAPTARSHI MANDAL	BIRBHUM	PATNA	100	1
041	MATHEMATICS STANDA	23254707	SARTHAK KESHARI	SONEBHADRA	LUCKNOW	100	1
041	MATHEMATICS STANDA	15102211	SARTHAK RAMCHANDRA KANAWADE	AHMEDNAGAR	PUNE	100	1
041	MATHEMATICS STANDA	12101867	SATYABRATA BISWAL	BHADRAK	BHOPAL	100	1
041	MATHEMATICS STANDA	16163263	SAYAN BHOWMIK	GOMATI	SHILLONG	100	1
041	MATHEMATICS STANDA	23250027	SEEMA KASAUDHAN	SIDDHARTH NAGA	LUCKNOW	100	1
041	MATHEMATICS STANDA	16133894	SHAHINUR SAFIK	DARRANG	SHILLONG	100	1
041	MATHEMATICS STANDA	11111433	SHARMA SHUBHAM	DANG	PUNE	100	1
041	MATHEMATICS STANDA	15108183	SHIVAM DESHMUKH	BEED	PUNE	100	1
041	MATHEMATICS STANDA	15123030	SHIVAM JADHAV	LATUR	PUNE	100	1
041	MATHEMATICS STANDA	15164378	SHRAVANI ARUN JADHAV	SATARA	PUNE	100	1
041	MATHEMATICS STANDA	15163450	SHREYA NANASO PATIL	SANGLI	PUNE	100	1
041	MATHEMATICS STANDA	15123052	SHRINIVAS MUDE	LATUR	PUNE	100	1
041	MATHEMATICS STANDA	12106001	SHUBHAM BHOI	BOLANGIR	BHOPAL	100	1
041	MATHEMATICS STANDA	11121767	SINGH SONU	TAPI	PUNE	100	1
041	MATHEMATICS STANDA	12130172	SITANSU SAROJ MAHAPRASAD	NAYAGARH	BHOPAL	100	1
041	MATHEMATICS STANDA	20210372	SIVA SHANKAR REDDY ANUBOTHULA	GUNTUR	HYDERABAD	100	1
041	MATHEMATICS STANDA	12116807	SMURTI AKASH JENA	KENDRAPADA	BHOPAL	100	1
041	MATHEMATICS STANDA	13213253	SNEHA RANI	CHANDIGARHH	CHANDIGARH	100	1
041	MATHEMATICS STANDA	15174013	SNEHAL M BORKAR	WARDHA	PUNE	100	1
041	MATHEMATICS STANDA	15108150	SNEHAL SHINDE	BEED	PUNE	100	1
041	MATHEMATICS STANDA	25179979	SOMYA MALIK	SAMBHAL	LUCKNOW	100	1
041	MATHEMATICS STANDA	12121761	SONALI BISWAL	KHURDA	BHOPAL	100	1
041	MATHEMATICS STANDA	16144931	SONIYA ARIBAM	IMPHAL WEST	SHILLONG	100	1
041	MATHEMATICS STANDA	22289288	SONU KUMAR	GIRIDIH	PATNA	100	1
041	MATHEMATICS STANDA	25152920	SPARSH AGARWAL	BIJNOR	LUCKNOW	100	1
041	MATHEMATICS STANDA	20220103	SRILATHA POTNURU	SRIKAKULAM	HYDERABAD	100	1
041	MATHEMATICS STANDA	12168588	SUBARNA MAHATA	PURULIA	PATNA	100	1
041	MATHEMATICS STANDA	12168589	SUBHADEEP MAHATO	PURULIA	PATNA	100	1
041	MATHEMATICS STANDA	12121768	SUBRAT SUBUDHI	KHURDA	BHOPAL	100	1
041	MATHEMATICS STANDA	20218471	SUDDAMALLA HARIKRISHNA	CHITOOOR	HYDERABAD	100	1
041	MATHEMATICS STANDA	13106653	SUKHPREET SINGH	AMRITSAR -I	CHANDIGARH	100	1
041	MATHEMATICS STANDA	12136762	SUMANT NANDA	SUNDARGARH	BHOPAL	100	1
041	MATHEMATICS STANDA	11141026	SUNIL KUMAR	BARMER	JAIPUR	100	1
041	MATHEMATICS STANDA	17249650	SUNNY KUMAR	SOLAN	CHANDIGARH	100	1
041	MATHEMATICS STANDA	16132598	SURABHI KURMI	KARIMGANJ	SHILLONG	100	1
041	MATHEMATICS STANDA	11134151	SURAJ CHOUDHARY	AJMER	JAIPUR	100	1
041	MATHEMATICS STANDA	12109904	SURAJ SAHU	GAJAPATI	BHOPAL	100	1
041	MATHEMATICS STANDA	17237398	SURBHIT PATIAL	HAMIRPUR	CHANDIGARH	100	1
041	MATHEMATICS STANDA	20194424	SURYA PRAKASH KETHAVATH	NALGONDA	HYDERABAD	100	1
041	MATHEMATICS STANDA	12121771	SURYADIPTY MAHARANA	KHURDA	BHOPAL	100	1
041	MATHEMATICS STANDA	15160753	SUSHANT VISHNU NADAVADE	PUNE	PUNE	100	1
041	MATHEMATICS STANDA	16163273	SUVAJIT BANIK	GOMATI	SHILLONG	100	1
041	MATHEMATICS STANDA	19165193	SWARNIMA SHARMA	NARSINGHPUR	BHOPAL	100	1
041	MATHEMATICS STANDA	15165910	SWARUP JAYARAM DHANAVADE	SINDHUDURG	PUNE	100	1
041	MATHEMATICS STANDA	12131466	SWASTIKA PRIYADARSHINI	PURI	BHOPAL	100	1
041	MATHEMATICS STANDA	12101069	SWETAPADMA SAHU	ANGUL	BHOPAL	100	1
041	MATHEMATICS STANDA	12121775	SWOSTIK PARIDA	KHURDA	BHOPAL	100	1
041	MATHEMATICS STANDA	11200958	TANISHQ RATHORE	SIKAR	JAIPUR	100	1
041	MATHEMATICS STANDA	12166974	TASNIM RAHAMAN	MURSHIDABAD	PATNA	100	1

CBSE BOARD EXAM RESULTS - 2020

Subject Code (CBSE)	Subject Name	Roll No.	Student's Name	JNV- Distt.	Region	Mark	Rank (NVS)
041	MATHEMATICS STANDA	20189957	THUMMA USHASREE	RANGA REDDY	HYDERABAD	100	1
041	MATHEMATICS STANDA	15123044	TRUPTI BHOSALE	LATUR	PUNE	100	1
041	MATHEMATICS STANDA	12107914	UDIT KUMAR NAYAK	CUTTACK	BHOPAL	100	1
041	MATHEMATICS STANDA	15161813	UMAIR MANSOORALI PANSARE	RAIGAD	PUNE	100	1
041	MATHEMATICS STANDA	20194856	UMEDA RANAVEER	NIZAMABAD	HYDERABAD	100	1
041	MATHEMATICS STANDA	16140522	UTJAL RABHA	UDALGURI	SHILLONG	100	1
041	MATHEMATICS STANDA	23144795	VAISHNAVI PANDEY	FARRUKHABAD	LUCKNOW	100	1
041	MATHEMATICS STANDA	15120958	VAISHNAVI VITTHAL GAVADE	KOLHAPUR	PUNE	100	1
041	MATHEMATICS STANDA	20210393	VAMSITHA VENKATA ANU KUSAM	GUNTUR	HYDERABAD	100	1
041	MATHEMATICS STANDA	20220076	VANDANA MEESALA	SRIKAKULAM	HYDERABAD	100	1
041	MATHEMATICS STANDA	15108212	VARAD SHEJUL	BEED	PUNE	100	1
041	MATHEMATICS STANDA	15174020	VEDANT M DATEY	WARDHA	PUNE	100	1
041	MATHEMATICS STANDA	20194440	VIGNAN THARUNOJU	NALGONDA	HYDERABAD	100	1
041	MATHEMATICS STANDA	11209923	VIKAS MEENA	TONK	JAIPUR	100	1
041	MATHEMATICS STANDA	20193653	VIKRAM GANDLA	MEDAK	HYDERABAD	100	1
041	MATHEMATICS STANDA	17161603	VINAY	JIND	JAIPUR	100	1
041	MATHEMATICS STANDA	11134154	VINEET GOYAL	AJMER	JAIPUR	100	1
041	MATHEMATICS STANDA	23172306	VIRAT SINGH CHAUHAN	JALAUN	LUCKNOW	100	1
041	MATHEMATICS STANDA	15167047	VISHAL DATTATRAYA PAWAR	SOLAPUR	PUNE	100	1
041	MATHEMATICS STANDA	15103103	VISHAL VIJAY MAHALLE	WASHIM	PUNE	100	1
041	MATHEMATICS STANDA	16134618	WAHIDUR RAHMAN	MORIGAON	SHILLONG	100	1
041	MATHEMATICS STANDA	22299897	WATAN KUMAR	HAZARIBAGH	PATNA	100	1
041	MATHEMATICS STANDA	15109666	YASH KOTECHA	BULDANA	PUNE	100	1
041	MATHEMATICS STANDA	11142626	YASH KUMAR	BHARATPUR	JAIPUR	100	1
041	MATHEMATICS STANDA	20218483	YERRANI LOKESH KUMAR	CHITOOOR	HYDERABAD	100	1
041	MATHEMATICS STANDA	17131229	YUVRAJ	GURUGRAM	JAIPUR	100	1
098	MIZO	16149306	LALENGZUALI	CHAMPHAI	SHILLONG	90	1
098	MIZO	16149311	NANGSIANDIM	CHAMPHAI	SHILLONG	90	1
098	MIZO	16149403	RUTHI LALRAMLIANI	LUNGLEI	SHILLONG	90	1
024	NEPALI	16155582	ANURIKA TAMANG	NORTH SIKKIM	SHILLONG	94	1
013	ODIA	12101910	ALIVA JENA	BALASORE	BHOPAL	100	1
013	ODIA	12105966	ANANYA MISHRA	BOLANGIR	BHOPAL	100	1
013	ODIA	12101011	ANKIT ROSHAN PRADHAN	ANGUL	BHOPAL	100	1
013	ODIA	12101912	ANUSKA PANDA	BALASORE	BHOPAL	100	1
013	ODIA	12133948	ARYAN BHOI	SAMBALPUR	BHOPAL	100	1
013	ODIA	12130922	BIDYARATNA ANINDYAMANI HOTA	NUAPADA	BHOPAL	100	1
013	ODIA	12101275	BISWAJIT SAHOO	DHENKANAL	BHOPAL	100	1
013	ODIA	12101269	CHELSI CHELINA	DHENKANAL	BHOPAL	100	1
013	ODIA	12109908	DEBARCHANA NAYAK	GAJAPATI	BHOPAL	100	1
013	ODIA	12101238	JASMINEE BEHERA	DHENKANAL	BHOPAL	100	1
013	ODIA	12134832	JHANSIRANI BAG	SONEPUR	BHOPAL	100	1
013	ODIA	12101259	KAJAL KADAMBINI BEHERA	DHENKANAL	BHOPAL	100	1
013	ODIA	12101283	M SOUMYASHREE	DHENKANAL	BHOPAL	100	1
013	ODIA	12108954	POOJA PRAGATIKA SATPATHY	DEOGARH	BHOPAL	100	1
013	ODIA	12121754	PRATHANA SENAPATI	KHURDA	BHOPAL	100	1
013	ODIA	12101309	PRATIKSHYA PREETIPARNA SWAIN	DHENKANAL	BHOPAL	100	1
013	ODIA	12108952	PRITIRAJ KHADIRATNA	DEOGARH	BHOPAL	100	1
013	ODIA	12101930	PRIYA RANJAN JENA	BALASORE	BHOPAL	100	1
013	ODIA	12101303	RUPESH SAHOO	DHENKANAL	BHOPAL	100	1
013	ODIA	12101306	SAMARJEET NAYAK	DHENKANAL	BHOPAL	100	1
013	ODIA	12105975	SHITAL KUMBHAR	BOLANGIR	BHOPAL	100	1
013	ODIA	12101042	SMRUTIRANJAN SAHU	ANGUL	BHOPAL	100	1
013	ODIA	12101263	SONALIKA SAMAL	DHENKANAL	BHOPAL	100	1
013	ODIA	12101268	SUBHASWETA PRIYADARSHINI	DHENKANAL	BHOPAL	100	1
013	ODIA	12101257	SWAGATIKA NAYAK	DHENKANAL	BHOPAL	100	1
013	ODIA	12101069	SWETAPADMA SAHU	ANGUL	BHOPAL	100	1
049	PAINTING	22126912	DEV ANAND	DARBHANGA	PATNA	99	1
004	PUNJABI	13106611	BIPANDEEP KAUR	AMRITSAR -I	CHANDIGARH	100	1
004	PUNJABI	13120778	HARNOOR KAUR	FEROZPUR	CHANDIGARH	100	1
004	PUNJABI	13196743	LAKHWINDER SINGH	BARNALA	CHANDIGARH	100	1
004	PUNJABI	13196756	LOVEPREET SINGH	BARNALA	CHANDIGARH	100	1
004	PUNJABI	13196755	PAWANPREET KAUR	BARNALA	CHANDIGARH	100	1
004	PUNJABI	13173587	PREET KAUR	MUKTSAR	CHANDIGARH	100	1
004	PUNJABI	13106676	ROBANPREET KAUR	AMRITSAR -I	CHANDIGARH	100	1
086	SCIENCE	22161514	BHOLA SHANKAR KUMAR	MADHUBANI	PATNA	100	1
086	SCIENCE	25136257	DEVASHISH NEGI	RUDRAPRAYAG	LUCKNOW	100	1
086	SCIENCE	24113159	MALAVI G KAMAL	KOLLAM	HYDERABAD	100	1
086	SCIENCE	25136284	PRIYA NEGI	RUDRAPRAYAG	LUCKNOW	100	1
086	SCIENCE	25136297	SHREYA TRIPATHI	RUDRAPRAYAG	LUCKNOW	100	1
086	SCIENCE	24140053	SUHANA SULFEEKKER	ERNAKULAM	HYDERABAD	100	1
086	SCIENCE - THEORY	12121744	HARSH AGRAWALLA	KHURDA	BHOPAL	100	1
086	SCIENCE - THEORY	15118752	JAYESH PATIL	JALGAON	PUNE	100	1
086	SCIENCE - THEORY	17249667	MANDEEP KUMAR	SOLAN	CHANDIGARH	100	1
086	SCIENCE - THEORY	15146963	MANMATH RAMCHANDRA MAHAJAN	PARBHANI	PUNE	100	1
086	SCIENCE - THEORY	12167027	MD JAKARIA	MURSHIDABAD	PATNA	100	1
086	SCIENCE - THEORY	12167947	MD MUTAHHIR AZAM	UTTAR DINAJPUR	PATNA	100	1

CBSE BOARD EXAM RESULTS - 2020

Subject Code (CBSE)	Subject Name	Roll No.	Student's Name	JNV- Distt.	Region	Mark	Rank (NVS)
086	SCIENCE - THEORY	12166996	MD SAHIL HOSSAIN	MURSHIDABAD	PATNA	100	1
086	SCIENCE - THEORY	15102852	NIKITA BAND	AKOLA	PUNE	100	1
086	SCIENCE - THEORY	15115207	NINAD PRASHANT KAMBLE	GADCHIROLI	PUNE	100	1
086	SCIENCE - THEORY	11209891	PRIYANKA YADAV	TONK	JAIPUR	100	1
086	SCIENCE - THEORY	12140683	SAMYAKBRATA BISWAS	S.24 PARAGANAS	PATNA	100	1
086	SCIENCE - THEORY	23250027	SEEMA KASAUDHAN	SIDDHARTH NAGA	LUCKNOW	100	1
086	SCIENCE - THEORY	15115787	SHIVAM UMESH MAHTO	CANACONA	PUNE	100	1
086	SCIENCE - THEORY	19190812	VED PRAKASH SINGH MARAVI	UMARIA	BHOPAL	100	1
087	SOCIAL SCIENCE	16132567	A H MD AMANULLAH	KARIMGANJ	SHILLONG	100	1
087	SOCIAL SCIENCE	24106989	AARSHA S R	TRIVENDRAM	HYDERABAD	100	1
087	SOCIAL SCIENCE	26108640	AASHISH	MUNGESHPUR	JAIPUR	100	1
087	SOCIAL SCIENCE	23230721	AASHISH BHARTI	PRATAPGARH	LUCKNOW	100	1
087	SOCIAL SCIENCE	19155058	AASHITA ASATI	JABALPUR	BHOPAL	100	1
087	SOCIAL SCIENCE	24160879	ABHINAV RAVI	CALICUT	HYDERABAD	100	1
087	SOCIAL SCIENCE	24160862	ABHINAV SURESH	CALICUT	HYDERABAD	100	1
087	SOCIAL SCIENCE	12112567	ABHIPSA NAYAK	JAGATSINGHPUR	BHOPAL	100	1
087	SOCIAL SCIENCE	19163746	ABHISHEK MUJAWADIYA	MANDSAUR	BHOPAL	100	1
087	SOCIAL SCIENCE	21208683	ABHISHEK PAYLA	MATHURA	LUCKNOW	100	1
087	SOCIAL SCIENCE	23111735	ADBHUT TRIVEDI	BAHRAICH	LUCKNOW	100	1
087	SOCIAL SCIENCE	13106637	ADITI	AMRITSAR -I	CHANDIGARH	100	1
087	SOCIAL SCIENCE	23145486	ADITYA CHANDRA VERMA	FATEHPUR	LUCKNOW	100	1
087	SOCIAL SCIENCE	19183906	ADITYA DUBEY	SHIVPURI	BHOPAL	100	1
087	SOCIAL SCIENCE	19110303	ADITYA GOYAL	BHOPAL	BHOPAL	100	1
087	SOCIAL SCIENCE	23197228	ADITYA RAI	KUSHINAGAR	LUCKNOW	100	1
087	SOCIAL SCIENCE	15163449	ADITYA SANJAY JAGDALE	SANGLI	PUNE	100	1
087	SOCIAL SCIENCE	24128406	AJAY JOBY	KOTTAYAM	HYDERABAD	100	1
087	SOCIAL SCIENCE	24154267	AKSHAYA B S	PALAKKAD	HYDERABAD	100	1
087	SOCIAL SCIENCE	24160854	ALAN SUNIL	CALICUT	HYDERABAD	100	1
087	SOCIAL SCIENCE	24140038	ALFRED JOB JAISON	ERNAKULAM	HYDERABAD	100	1
087	SOCIAL SCIENCE	12101910	ALIVA JENA	BALASORE	BHOPAL	100	1
087	SOCIAL SCIENCE	23222397	AMAR KUMAR	MAU	LUCKNOW	100	1
087	SOCIAL SCIENCE	18145322	AMARESH	KOPPAL	HYDERABAD	100	1
087	SOCIAL SCIENCE	24115680	ANAKHA ELESABATH JOSEPH	PATANAMTHITTA	HYDERABAD	100	1
087	SOCIAL SCIENCE	23222393	ANKIT KUMAR NIGAM	MAU	LUCKNOW	100	1
087	SOCIAL SCIENCE	19116048	ANKIT PATEL	CHHATARPUR	BHOPAL	100	1
087	SOCIAL SCIENCE	12101011	ANKIT ROSHAN PRADHAN	ANGUL	BHOPAL	100	1
087	SOCIAL SCIENCE	22289295	ANMOL KUMAR GUPTA	GIRIDIH	PATNA	100	1
087	SOCIAL SCIENCE	24140091	ANN MARIA	ERNAKULAM	HYDERABAD	100	1
087	SOCIAL SCIENCE	24163039	ANNIE SUSMIN STEAPHEN	WYNAD	HYDERABAD	100	1
087	SOCIAL SCIENCE	24113157	ANOOP C DEVARAJ	KOLLAM	HYDERABAD	100	1
087	SOCIAL SCIENCE	21141163	ANSHU KUMARI	BULANDSHAHAR	LUCKNOW	100	1
087	SOCIAL SCIENCE	21225595	ANU KUMARI	MEERUT	LUCKNOW	100	1
087	SOCIAL SCIENCE	24158272	ARAVIND V G	MALLAPURAM	HYDERABAD	100	1
087	SOCIAL SCIENCE	19163752	ARPIT KUMAR KALA	MANDSAUR	BHOPAL	100	1
087	SOCIAL SCIENCE	12130160	ASWAT ABHINANDAN	NAYAGARH	BHOPAL	100	1
087	SOCIAL SCIENCE	12129638	AYUSH DAS	NABARANGPUR	BHOPAL	100	1
087	SOCIAL SCIENCE	12183363	AYUSH KUMAR JAIN	JASHPUR	BHOPAL	100	1
087	SOCIAL SCIENCE	15117059	AYUSH SHARMANAND SHAHARE	GONDIA	PUNE	100	1
087	SOCIAL SCIENCE	19110302	AYUSH YADAV	BHOPAL	BHOPAL	100	1
087	SOCIAL SCIENCE	16120416	BAMIN TASSANG	LOWER SUBANSIR	SHILLONG	100	1
087	SOCIAL SCIENCE	18107573	BHANU TEJA REDDY S	BANGLORE URBAN	HYDERABAD	100	1
087	SOCIAL SCIENCE	18107540	BHARADWAJ G J	BANGLORE URBAN	HYDERABAD	100	1
087	SOCIAL SCIENCE	18150148	BHAVANA	RAICHUR	HYDERABAD	100	1
087	SOCIAL SCIENCE	11140959	BHAWNA VAGELA	BARMER	JAIPUR	100	1
087	SOCIAL SCIENCE	22161514	BHOLA SHANKAR KUMAR	MADHUBANI	PATNA	100	1
087	SOCIAL SCIENCE	12130158	BISWA MANGARAJ	NAYAGARH	BHOPAL	100	1
087	SOCIAL SCIENCE	12131459	BISWOJIT PARIDA	PURI	BHOPAL	100	1
087	SOCIAL SCIENCE	16143355	BTINLYNTY MARTHONG	WEST KHASI HIL	SHILLONG	100	1
087	SOCIAL SCIENCE	18145439	CHANDAN K T	MANDYA	HYDERABAD	100	1
087	SOCIAL SCIENCE	19163756	CHETAN KALA	MANDSAUR	BHOPAL	100	1
087	SOCIAL SCIENCE	11142598	CHHAVI CHOUDHARY	BHARATPUR	JAIPUR	100	1
087	SOCIAL SCIENCE	12106028	CHUDAMANI RANA	BOLANGIR	BHOPAL	100	1
087	SOCIAL SCIENCE	12165360	DEBKANTA MONDAL	E. MEDINIPUR	PATNA	100	1
087	SOCIAL SCIENCE	18141177	DEEKSHA K B	HASSAN	HYDERABAD	100	1
087	SOCIAL SCIENCE	21208688	DEEPAK KUMAR	MATHURA	LUCKNOW	100	1
087	SOCIAL SCIENCE	19180708	DEEPAK KUMAR PAL	ANUPPUR	BHOPAL	100	1
087	SOCIAL SCIENCE	12187668	DEVENDRA PATEL	MAHASAMUND	BHOPAL	100	1
087	SOCIAL SCIENCE	11126819	DEVRAJDAN KANUDAN GADHAVI	SURENDRANAGAR	PUNE	100	1
087	SOCIAL SCIENCE	18135022	DHANUSH B G	SOUTH CANARA	HYDERABAD	100	1
087	SOCIAL SCIENCE	23128827	DILEEP YADAV	CHANDAULI	LUCKNOW	100	1
087	SOCIAL SCIENCE	11118023	DIVYABEN PARTETI	MEHSANA	PUNE	100	1
087	SOCIAL SCIENCE	25145894	DIYA GURUNG	UTTARKASHI	LUCKNOW	100	1
087	SOCIAL SCIENCE	12132474	EKKA GOMANGO	RAYAGADA	BHOPAL	100	1
087	SOCIAL SCIENCE	24154273	FARHAN M	PALAKKAD	HYDERABAD	100	1
087	SOCIAL SCIENCE	24140019	FENZA MARIA K A	ERNAKULAM	HYDERABAD	100	1
087	SOCIAL SCIENCE	20220081	GEETHA PITTA	SRIKAKULAM	HYDERABAD	100	1

CBSE BOARD EXAM RESULTS - 2020

Subject Code (CBSE)	Subject Name	Roll No.	Student's Name	JNV- Distt.	Region	Mark	Rank (NVS)
087	SOCIAL SCIENCE	18107535	HARISHA B C	BANGLORE URBAN	HYDERABAD	100	1
087	SOCIAL SCIENCE	24106984	HARSHADA CHANDRAN	TRIVENDRAM	HYDERABAD	100	1
087	SOCIAL SCIENCE	19190788	HARSHITA KAUSHAL	UMARIA	BHOPAL	100	1
087	SOCIAL SCIENCE	18145497	HARSHITHA M D	MANDYA	HYDERABAD	100	1
087	SOCIAL SCIENCE	12113984	HEMALATA PADHAN	JHARSUGUDA	BHOPAL	100	1
087	SOCIAL SCIENCE	24140052	HIBA CHRISTINA THOMAS	ERNAKULAM	HYDERABAD	100	1
087	SOCIAL SCIENCE	18135028	HITHA B	SOUTH CANARA	HYDERABAD	100	1
087	SOCIAL SCIENCE	18127653	IMPANA H B	BELLARY	HYDERABAD	100	1
087	SOCIAL SCIENCE	13191602	JASHANPREET SINGH	SANGRUR	CHANDIGARH	100	1
087	SOCIAL SCIENCE	24160872	JAYALAKSHMI GANESH	CALICUT	HYDERABAD	100	1
087	SOCIAL SCIENCE	18141215	JAYANTH K S	HASSAN	HYDERABAD	100	1
087	SOCIAL SCIENCE	24113191	JISNA J S	KOLLAM	HYDERABAD	100	1
087	SOCIAL SCIENCE	16117227	JUMKEN DUI	UPPER SUBANSIR	SHILLONG	100	1
087	SOCIAL SCIENCE	12165836	JYOTIRMAY SAU	W. MEDINAPUR	PATNA	100	1
087	SOCIAL SCIENCE	25135154	KARAN SINGH BISHT	PITHORAGARH	LUCKNOW	100	1
087	SOCIAL SCIENCE	19125654	KHUSHI SHAKYA	GWALIOR	BHOPAL	100	1
087	SOCIAL SCIENCE	21204965	KISHAN RAJ	MAINPURI	LUCKNOW	100	1
087	SOCIAL SCIENCE	19134272	KRISHNA CHOUREY	HOSHANGABAD	BHOPAL	100	1
087	SOCIAL SCIENCE	23222439	KRISHNAKANT CHAUHAN	MAU	LUCKNOW	100	1
087	SOCIAL SCIENCE	11175843	KULDEEP	JALORE	JAIPUR	100	1
087	SOCIAL SCIENCE	21201774	KULDEEP RANA	HATHRAS	LUCKNOW	100	1
087	SOCIAL SCIENCE	23250049	KUMARI LAKSHMI	SIDDHARTH NAGA	LUCKNOW	100	1
087	SOCIAL SCIENCE	25138134	LAKSHYA JOSHI	U S NAGAR	LUCKNOW	100	1
087	SOCIAL SCIENCE	21201758	LAXMI	HATHRAS	LUCKNOW	100	1
087	SOCIAL SCIENCE	20217074	LIKHITHA KAKI	WEST GODAVARY	HYDERABAD	100	1
087	SOCIAL SCIENCE	18107539	LIKHITHA A	BANGLORE URBAN	HYDERABAD	100	1
087	SOCIAL SCIENCE	22227734	LOVELY KUMARI	AURANGABAD	PATNA	100	1
087	SOCIAL SCIENCE	12112585	MAHENDRA BEHERA	JAGATSINGHPUR	BHOPAL	100	1
087	SOCIAL SCIENCE	11140981	MAHENDRA CHOUDHARY	BARMER	JAIPUR	100	1
087	SOCIAL SCIENCE	11175845	MAHENDRA KUMAR	JALORE	JAIPUR	100	1
087	SOCIAL SCIENCE	24113159	MALAVI G KAMAL	KOLLAM	HYDERABAD	100	1
087	SOCIAL SCIENCE	24140021	MARIATT GEORGE	ERNAKULAM	HYDERABAD	100	1
087	SOCIAL SCIENCE	16132579	MD MAMNUN AHMED TAPADAR	KARIMGANJ	SHILLONG	100	1
087	SOCIAL SCIENCE	11140999	MEENA KUMARI	BARMER	JAIPUR	100	1
087	SOCIAL SCIENCE	15160759	MINI KUMARI	PUNE	PUNE	100	1
087	SOCIAL SCIENCE	25138166	MUSKAN BATHLA	U S NAGAR	LUCKNOW	100	1
087	SOCIAL SCIENCE	19155097	NAHESH CHOUDHARY	JABALPUR	BHOPAL	100	1
087	SOCIAL SCIENCE	19165189	NANCY CHOUKSEY	NARSINGHPUR	BHOPAL	100	1
087	SOCIAL SCIENCE	19183194	NANDINI PATIDAR	SHAJAPUR	BHOPAL	100	1
087	SOCIAL SCIENCE	11141031	NARESH CHOUDHARY	BARMER	JAIPUR	100	1
087	SOCIAL SCIENCE	21125006	NIKHIL KUMAR	BAGPAT	LUCKNOW	100	1
087	SOCIAL SCIENCE	24115685	NITHISHA ELSA JOHN	PATANAMTHITTA	HYDERABAD	100	1
087	SOCIAL SCIENCE	23172280	NIYATI GAHOI	JALAUN	LUCKNOW	100	1
087	SOCIAL SCIENCE	16131509	PHRITHIVIRAJ NUNISA	N.C. HILLS	SHILLONG	100	1
087	SOCIAL SCIENCE	12101056	PRABHUPADA SIMINAKIA	ANGUL	BHOPAL	100	1
087	SOCIAL SCIENCE	18130560	PRAMOD B BELAGALI	BELGAUM	HYDERABAD	100	1
087	SOCIAL SCIENCE	12134839	PRATIK KUMAR HARIPAL	SONEPUR	BHOPAL	100	1
087	SOCIAL SCIENCE	12133996	PRITISHA BHOI	SAMBALPUR	BHOPAL	100	1
087	SOCIAL SCIENCE	25138195	PRIYA SINGH	U S NAGAR	LUCKNOW	100	1
087	SOCIAL SCIENCE	16144938	PRIYANKA NAOREM	IMPHAL WEST	SHILLONG	100	1
087	SOCIAL SCIENCE	19177267	PRIYANSHU YADAV	SATNA	BHOPAL	100	1
087	SOCIAL SCIENCE	18145471	RACHANA RAJU M	MANDYA	HYDERABAD	100	1
087	SOCIAL SCIENCE	19183202	RAHUL AHIRWAR	SHAJAPUR	BHOPAL	100	1
087	SOCIAL SCIENCE	11174905	RAHUL CHOUDHARY	JAIPUR	JAIPUR	100	1
087	SOCIAL SCIENCE	19102165	RAHUL CHOUDHARY	BALAGHAT	BHOPAL	100	1
087	SOCIAL SCIENCE	19190796	RAKHI SHUKLA	UMARIA	BHOPAL	100	1
087	SOCIAL SCIENCE	18152969	RAMYA	TUMKUR	HYDERABAD	100	1
087	SOCIAL SCIENCE	11138851	RAVINDRA CHANDELA	ALWAR	JAIPUR	100	1
087	SOCIAL SCIENCE	22110251	REKHA KUMARI	BEGUSARAI	PATNA	100	1
087	SOCIAL SCIENCE	19183166	RITESH	SHAJAPUR	BHOPAL	100	1
087	SOCIAL SCIENCE	18127630	RITHESHA NANDEPPANAVARA	BELLARY	HYDERABAD	100	1
087	SOCIAL SCIENCE	13106676	ROBANPREET KAUR	AMRITSAR -I	CHANDIGARH	100	1
087	SOCIAL SCIENCE	23254661	ROHIT PRATAP JAUHAR	SONEBHADRA	LUCKNOW	100	1
087	SOCIAL SCIENCE	15146001	ROHIT RAJARAM SATHE	NASIK	PUNE	100	1
087	SOCIAL SCIENCE	24128402	ROHITH KRISHNA	KOTTAYAM	HYDERABAD	100	1
087	SOCIAL SCIENCE	11194937	RONAK KUMAWAT	KOTA	JAIPUR	100	1
087	SOCIAL SCIENCE	12165842	SAGNIK ROY	W. MEDINAPUR	PATNA	100	1
087	SOCIAL SCIENCE	19187162	SAMRIDDHI KHARE	TIKAMGARH	BHOPAL	100	1
087	SOCIAL SCIENCE	13154864	SANDEEP KAUR	LUDHIANA	CHANDIGARH	100	1
087	SOCIAL SCIENCE	18130537	SANDESH K DOLLI	BELGAUM	HYDERABAD	100	1
087	SOCIAL SCIENCE	12129013	SATYAPRAKASH GIRI	MAYURBHANJ	BHOPAL	100	1
087	SOCIAL SCIENCE	13106616	SEHAJDEEP KAUR	AMRITSAR -I	CHANDIGARH	100	1
087	SOCIAL SCIENCE	21124954	SHAGUN	BAGPAT	LUCKNOW	100	1
087	SOCIAL SCIENCE	23250069	SHAILENDRA PANDEY	SIDDHARTH NAGA	LUCKNOW	100	1
087	SOCIAL SCIENCE	19121220	SHASHANK	DEWAS	BHOPAL	100	1
087	SOCIAL SCIENCE	18141216	SHASHANK N S	HASSAN	HYDERABAD	100	1

CBSE BOARD EXAM RESULTS - 2020							
Subject Code (CBSE)	**Subject Name**	**Roll No.**	**Student's Name**	**JNV- Distt.**	**Region**	**Mark**	**Rank (NVS)**
087	SOCIAL SCIENCE	23122586	SHASHANK CHAKRAVARTI	BARABANKI	LUCKNOW	100	1
087	SOCIAL SCIENCE	19110335	SHIKHAR RAJURKAR	BHOPAL	BHOPAL	100	1
087	SOCIAL SCIENCE	18130575	SHIVANAND M NAGANNAVAR	BELGAUM	HYDERABAD	100	1
087	SOCIAL SCIENCE	12170048	SHIVENDRA DWIVEDI	BASTAR	BHOPAL	100	1
087	SOCIAL SCIENCE	15160738	SHRADDHA NITIN DAFAL	PUNE	PUNE	100	1
087	SOCIAL SCIENCE	12134846	SHUBHENDU SA	SONEPUR	BHOPAL	100	1
087	SOCIAL SCIENCE	13106618	SIMRAN GILL	AMRITSAR -I	CHANDIGARH	100	1
087	SOCIAL SCIENCE	11121767	SINGH SONU	TAPI	PUNE	100	1
087	SOCIAL SCIENCE	12131464	SISMAN NAYAK	PURI	BHOPAL	100	1
087	SOCIAL SCIENCE	15117117	SONALI HEMRAJ KORE	GONDIA	PUNE	100	1
087	SOCIAL SCIENCE	19132615	SOUMYA GOUR	HARDA	BHOPAL	100	1
087	SOCIAL SCIENCE	24140053	SUHANA SULFEEKKER	ERNAKULAM	HYDERABAD	100	1
087	SOCIAL SCIENCE	12136762	SUMANT NANDA	SUNDARGARH	BHOPAL	100	1
087	SOCIAL SCIENCE	18141244	SURABHI S S	HASSAN	HYDERABAD	100	1
087	SOCIAL SCIENCE	12109904	SURAJ SAHU	GAJAPATI	BHOPAL	100	1
087	SOCIAL SCIENCE	19165193	SWARNIMA SHARMA	NARSINGHPUR	BHOPAL	100	1
087	SOCIAL SCIENCE	12131466	SWASTIKA PRIYADARSHINI	PURI	BHOPAL	100	1
087	SOCIAL SCIENCE	23230696	SWATI DUBEY	PRATAPGARH	LUCKNOW	100	1
087	SOCIAL SCIENCE	12180700	TEJPRAKASH SAHU	DURG	BHOPAL	100	1
087	SOCIAL SCIENCE	19132621	TEJSINGH	HARDA	BHOPAL	100	1
087	SOCIAL SCIENCE	21141187	TUSHAR DUHAN	BULANDSHAHAR	LUCKNOW	100	1
087	SOCIAL SCIENCE	19183682	UDIT PRATAP	SHEOPUR	BHOPAL	100	1
087	SOCIAL SCIENCE	22161508	UJJAWAL KUMAR	MADHUBANI	PATNA	100	1
087	SOCIAL SCIENCE	18145376	VANISRI MALIPATIL	KOPPAL	HYDERABAD	100	1
087	SOCIAL SCIENCE	11118109	VASAVA SNEHALBEN	NARMADA	PUNE	100	1
087	SOCIAL SCIENCE	18132729	VINAY K K	CHIKMAGLORE	HYDERABAD	100	1
087	SOCIAL SCIENCE	18143103	VINOD	KALABURGI-II	HYDERABAD	100	1
087	SOCIAL SCIENCE	18141212	VISHESH P GOWDA	HASSAN	HYDERABAD	100	1
087	SOCIAL SCIENCE	22227765	VIVEK RAJ	AURANGABAD	PATNA	100	1
087	SOCIAL SCIENCE	21180896	YASH TYAGI	GHAZIABAD	LUCKNOW	100	1
087	SOCIAL SCIENCE	13226257	ZULFIQAR ALI	BADGAM	CHANDIGARH	100	1
006	TAMIL	20163280	MOHANAPRIYA S	PONDYCHERRY	HYDERABAD	96	1
007	TELUGU	20204861	ALAVALA SOMASRI YASWANTH REDDY	KRISHNA	HYDERABAD	99	1
007	TELUGU	20209800	APPANNAGARI RAHITHYA	ANANTAPUR	HYDERABAD	99	1
007	TELUGU	20209801	GOLLA SAHITHI	ANANTAPUR	HYDERABAD	99	1
007	TELUGU	20204894	GUDIPUDI NIKHITA	KRISHNA	HYDERABAD	99	1
007	TELUGU	20204896	MODUGU AVINASH KUMAR	KRISHNA	HYDERABAD	99	1
007	TELUGU	20204901	MOGILI NAGA RANI	KRISHNA	HYDERABAD	99	1
007	TELUGU	20209817	PASUPULA PREM SAI	ANANTAPUR	HYDERABAD	99	1
007	TELUGU	20209799	PEDDANAGIREDDY GARI PRAMODHINI	ANANTAPUR	HYDERABAD	99	1
007	TELUGU	20204904	PEYYALA SANJAY KUMAR	KRISHNA	HYDERABAD	99	1
007	TELUGU	20209794	VADDI GAGANA DEEPIKA	ANANTAPUR	HYDERABAD	99	1
007	TELUGU	20209806	YEDDULA BHAVISHYATH	ANANTAPUR	HYDERABAD	99	1
089	TELUGU - TELANGANA	20193660	BHANUPRASAD GOUD NARSAPURAM	MEDAK	HYDERABAD	99	1
089	TELUGU - TELANGANA	20189987	MAHEK SRI MALAVEEKA PUJARI	RANGA REDDY	HYDERABAD	99	1
089	TELUGU - TELANGANA	20189939	MALLISETTY HARSHITHA	RANGA REDDY	HYDERABAD	99	1
303	URDU COURSE B	13225016	PADMA CHOSDON	LEH	CHANDIGARH	100	1
003	URDU COURSE-A	13226027	MARIYA MUSTAFA	GANDERBAL	CHANDIGARH	100	1
003	URDU COURSE-A	13226259	MOHAMMAD YASEEN MIR	BADGAM	CHANDIGARH	100	1
003	URDU COURSE-A	13226254	MUDASIR RASHEED	BADGAM	CHANDIGARH	100	1
003	URDU COURSE-A	13225122	SAHER FATIMA	POONCH	CHANDIGARH	100	1

27

NAVODAYA VIDYALAYA SAMITI

LIST OF NVS TOPPERS AND THEIR MARKS SCORED IN DIFFERENT SUBJECTS-2020

CLASS - X

RANK (NVS)	CBSE BOARD ROLL NO.	NAME OF THE STUDENT	GENDER	SC / ST	JNV (DISTRICT)	REGION	SUBJECT - I	MARKS	SUBJECT - II	MARKS	SUBJECT - III	MARKS	SUBJECT - IV	MARKS	SUBJECT - V	MARKS	TOTAL MARKS* (SUBJECTS I - V)	% AGE
1	25138195	PRIYA SINGH	F	G	U S NAGAR	LUCKNOW	SOCIAL SCIENCE	100	SCIENCE	99	MATHEMATICS STD	98	HINDI COURSE-A	100	ENGLISH LANG & LIT	99	496	99.20
1	24140053	SUHANA SULFEEKKER	F	O	ERNAKULAM	HYDERABAD	SOCIAL SCIENCE	100	SCIENCE	100	MATHEMATICS STD	99	MALAYALAM	98	ENGLISH LANG & LIT	99	496	99.20
2	24140091	ANN MARIA	F	G	ERNAKULAM	HYDERABAD	SOCIAL SCIENCE	100	SCIENCE	96	MATHEMATICS BASIC	100	MALAYALAM	99	ENGLISH LANG & LIT	99	494	98.80
2	12101069	SWETAPADMA SAHU	F	O	ANGUL	BHOPAL	SOCIAL SCIENCE	99	SCIENCE - THEORY	98	ODIA	100	MATHEMATICS STD	100	ENGLISH LNG & LIT.	97	494	98.80
3	12101280	DIPTI PRASAD BEHERA	M	O	DHENKANAL	BHOPAL	SOCIAL SCIENCE	99	SCIENCE - THEORY	99	ODIA	99	MATHEMATICS STD	98	ENGLISH LNG & LIT.	98	493	98.60
3	11209891	PRIYANKA YADAV	F	O	TONK	JAIPUR	SOCIAL SCIENCE	97	SCIENCE - THEORY	100	MATHEMATICS STD	98	HINDI COURSE-A	100	ENGLISH LNG & LIT.	98	493	98.60
3	12107914	UDIT KUMAR NAYAK	M	G	CUTTACK	BHOPAL	SOCIAL SCIENCE	98	SCIENCE - THEORY	99	ODIA	99	MATHEMATICS STD	100	ENGLISH LNG & LIT.	97	493	98.60
4	12148827	DURBASMRITI SAHA	F	C	BIRBHUM	PATNA	SOCIAL SCIENCE	99	SCIENCE - THEORY	99	MATHEMATICS STD	97	ENGLISH LNG & LIT.	98	BENGALI	99	492	98.40
4	12121744	HARSH AGRAWALLA	M	G	KHURDA	BHOPAL	SOCIAL SCIENCE	99	SCIENCE - THEORY	100	ODIA	99	MATHEMATICS STD	100	ENGLISH LNG & LIT.	94	492	98.40
4	15146979	PRITHVIRAJ CHANDRAKAN	M	G	PARBHANI	PUNE	SOCIAL SCIENCE	96	SCIENCE - THEORY	98	MATHEMATICS STD	100	MARATHI	99	ENGLISH LNG & LIT.	99	492	98.40
4	15123031	SAINATH MORALWAR	M	G	LATUR	PUNE	SOCIAL SCIENCE	99	SCIENCE - THEORY	96	MATHEMATICS STD	100	MARATHI	98	ENGLISH LNG & LIT.	99	492	98.40
4	12109904	SURAJ SAHU	M	O	GAJAPATI	BHOPAL	SOCIAL SCIENCE	100	SCIENCE - THEORY	97	ODIA	99	MATHEMATICS STD	100	ENGLISH LNG & LIT.	96	492	98.40
5	12101231	ABHISEK JENA	M	G	DHENKANAL	BHOPAL	SOCIAL SCIENCE	98	SCIENCE - THEORY	96	ODIA	98	MATHEMATICS STD	100	ENGLISH LNG & LIT.	99	491	98.20
5	12101910	ALIVA JENA	F	G	BALASORE	BHOPAL	SOCIAL SCIENCE	100	SCIENCE - THEORY	98	ODIA	100	MATHEMATICS STD	98	ENGLISH LNG & LIT.	95	491	98.20
5	25138134	LAKSHYA JOSHI	M	G	U S NAGAR	LUCKNOW	SOCIAL SCIENCE	100	SCIENCE	96	MATHEMATICS STD	99	HINDI COURSE-A	98	ENGLISH LANG & LIT	98	491	98.20
5	25138166	MUSKAN BATHLA	F	G	U S NAGAR	LUCKNOW	SOCIAL SCIENCE	100	SCIENCE	98	MATHEMATICS STD	100	HINDI COURSE-A	100	ENGLISH LANG & LIT	93	491	98.20
5	12116777	PRAYAS ROUT	M	O	KENDRAPADA	BHOPAL	SOCIAL SCIENCE	98	SCIENCE - THEORY	99	ODIA	99	MATHEMATICS STD	99	ENGLISH LNG & LIT.	96	491	98.20
5	25136284	PRIYA NEGI	F	G	RUDRAPRAYAG	LUCKNOW	SOCIAL SCIENCE	96	SCIENCE	100	MATHEMATICS STD	98	HINDI COURSE-A	100	ENGLISH LANG & LIT	97	491	98.20
5	25140966	PRIYANKA AGARWAL	F	G	MORADABAD	LUCKNOW	SOCIAL SCIENCE	98	SCIENCE	97	MATHEMATICS STD	99	HINDI COURSE-A	99	ENGLISH LANG & LIT	98	491	98.20
5	12134851	SHASWATI MISHRA	F	G	SONEPUR	BHOPAL	SOCIAL SCIENCE	99	SCIENCE - THEORY	99	MATHEMATICS STD	99	HINDI COURSE-B	97	ENGLISH LNG & LIT.	97	491	98.20
5	13106653	SUKHPREET SINGH	M	G	AMRITSAR -I	CHANDIGAR	SOCIAL SCIENCE	99	SCIENCE - THEORY	97	PUNJABI	98	MATHEMATICS STD	100	ENGLISH LNG & LIT.	97	491	98.20
5	12133989	SUSHREE TAMANNA SAHU	F	O	SAMBALPUR	BHOPAL	SOCIAL SCIENCE	97	SCIENCE - THEORY	99	ODIA	99	MATHEMATICS STD	99	ENGLISH LNG & LIT.	97	491	98.20
6	25140917	ABHINAV KUMAR CHOUDI	M	O	MORADABAD	LUCKNOW	SOCIAL SCIENCE	97	SCIENCE	97	MATHEMATICS STD	98	HINDI COURSE-A	99	ENGLISH LANG & LIT	99	490	98.00
6	11210442	ABHISHEK SHARMA	M	G	UDAIPUR	JAIPUR	SOCIAL SCIENCE	98	SCIENCE - THEORY	96	MATHEMATICS STD	100	HINDI COURSE-A	98	ENGLISH LNG & LIT.	98	490	98.00
6	12130160	ASWAT ABHINANDAN	M	O	NAYAGARH	BHOPAL	SOCIAL SCIENCE	100	SCIENCE - THEORY	97	ODIA	99	MATHEMATICS STD	99	ENGLISH LNG & LIT.	95	490	98.00
6	12129638	AYUSH DAS	M	C	NABARANGPUR	BHOPAL	SOCIAL SCIENCE	100	SCIENCE - THEORY	97	ODIA	99	MATHEMATICS STD	100	ENGLISH LNG & LIT.	94	490	98.00
6	15102852	NIKITA BAND	F	O	AKOLA	PUNE	SOCIAL SCIENCE	96	SCIENCE - THEORY	100	MATHEMATICS STD	99	MARATHI	100	ENGLISH LNG & LIT.	95	490	98.00
6	12131424	NIKITA CHAMPATI	F	G	PURI	BHOPAL	SOCIAL SCIENCE	99	SCIENCE - THEORY	99	ODIA	98	MATHEMATICS STD	99	ENGLISH LNG & LIT.	95	490	98.00
6	15115207	NINAD PRASHANT KAMBL	M	C	GADCHIROLI	PUNE	SOCIAL SCIENCE	99	SCIENCE - THEORY	100	MATHEMATICS STD	100	MARATHI	98	ENGLISH LNG & LIT.	93	490	98.00
6	12101056	PRABHUPADA SIMINAKIA	M	T	ANGUL	BHOPAL	SOCIAL SCIENCE	100	SCIENCE - THEORY	98	ODIA	99	MATHEMATICS STD	95	ENGLISH LNG & LIT.	98	490	98.00
7	24140038	ALFRED JOB JAISON	M	G	ERNAKULAM	HYDERABAD	SOCIAL SCIENCE	100	SCIENCE	99	MATHEMATICS STD	94	MALAYALAM	98	ENGLISH LANG & LIT	98	489	97.80
7	25138182	AMMAR ANWAR	M	G	U S NAGAR	LUCKNOW	SOCIAL SCIENCE	95	SCIENCE	97	MATHEMATICS STD	100	HINDI COURSE-A	100	ENGLISH LANG & LIT	97	489	97.80
7	12183716	HIMANSHU SAHU	M	O	KABIRDHAM	BHOPAL	SOCIAL SCIENCE	99	SCIENCE - THEORY	96	MATHEMATICS STD	99	HINDI COURSE-A	98	ENGLISH LNG & LIT.	97	489	97.80
7	12101238	JASMINEE BEHERA	F	C	DHENKANAL	BHOPAL	SOCIAL SCIENCE	97	SCIENCE - THEORY	95	ODIA	100	MATHEMATICS STD	99	ENGLISH LNG & LIT.	98	489	97.80
7	24113159	MALAVI G KAMAL	F	O	KOLLAM	HYDERABAD	SOCIAL SCIENCE	100	SCIENCE	100	MATHEMATICS STD	98	MALAYALAM	98	ENGLISH LANG & LIT	93	489	97.80
7	24140021	MARIATT GEORGE	F	G	ERNAKULAM	HYDERABAD	SOCIAL SCIENCE	100	SCIENCE	99	MATHEMATICS STD	94	MALAYALAM	97	ENGLISH LANG & LIT	99	489	97.80
7	22307480	NIKU RAJ	M	C	PALAMU - II	PATNA	SOCIAL SCIENCE	99	SCIENCE	98	MATHEMATICS STD	100	HINDI COURSE-A	98	ENGLISH LANG & LIT	94	489	97.80
7	12116943	PRITEE PAYAL	F	G	KEONJHAR	BHOPAL	SOCIAL SCIENCE	95	SCIENCE - THEORY	99	ODIA	99	MATHEMATICS STD	99	ENGLISH LNG & LIT.	97	489	97.80
7	12183753	RAMESHWAR CHANDRAV	M	O	KABIRDHAM	BHOPAL	SOCIAL SCIENCE	99	SCIENCE - THEORY	98	MATHEMATICS STD	97	HINDI COURSE-A	98	ENGLISH LNG & LIT.	97	489	97.80
7	23250027	SEEMA KASAUDHAN	F	G	SIDDHARTH NAGA	LUCKNOW	SOCIAL SCIENCE	99	SCIENCE - THEORY	100	MATHEMATICS STD	100	HINDI COURSE-A	98	ENGLISH LNG & LIT.	92	489	97.80
7	15120918	SUJAL DADASAHEB KATTE	M	O	KOLHAPUR	PUNE	SOCIAL SCIENCE	95	SCIENCE - THEORY	99	MATHEMATICS STD	98	MARATHI	100	ENGLISH LNG & LIT.	97	489	97.80
7	15161813	UMAIR MANSOORALI PAN	M	G	RAIGAD	PUNE	SOCIAL SCIENCE	98	SCIENCE - THEORY	96	MATHEMATICS STD	100	MARATHI	100	ENGLISH LNG & LIT.	95	489	97.80
8	23250025	ABDUL BASEER	M	G	SIDDHARTH NAGA	LUCKNOW	SOCIAL SCIENCE	99	SCIENCE - THEORY	98	MATHEMATICS STD	100	HINDI COURSE-A	97	ENGLISH LNG & LIT.	94	488	97.60
8	15163375	ADITYA RAMESH CHOUGU	M	G	SANGLI	PUNE	SOCIAL SCIENCE	99	SCIENCE - THEORY	96	MATHEMATICS STD	97	MARATHI	99	ENGLISH LNG & LIT.	97	488	97.60
8	12101232	ANIMESH TRIPATHY	M	G	DHENKANAL	BHOPAL	SOCIAL SCIENCE	96	SCIENCE - THEORY	97	ODIA	99	MATHEMATICS STD	98	ENGLISH LNG & LIT.	98	488	97.60
8	12101011	ANKIT ROSHAN PRADHAN	M	O	ANGUL	BHOPAL	SOCIAL SCIENCE	100	SCIENCE - THEORY	93	ODIA	100	MATHEMATICS STD	97	ENGLISH LNG & LIT.	98	488	97.60
8	25136257	DEVASHISH NEGI	M	G	RUDRAPRAYAG	LUCKNOW	SOCIAL SCIENCE	95	SCIENCE	100	MATHEMATICS STD	97	HINDI COURSE-A	100	ENGLISH LANG & LIT	96	488	97.60
8	11105031	HUDAD HARSH AJAYBHAI	M	O	AMRELI	PUNE	SOCIAL SCIENCE	99	SCIENCE - THEORY	96	MATHEMATICS STD	98	HINDI COURSE-B	98	ENGLISH LNG & LIT.	97	488	97.60
8	12134832	JHANSIRANI BAG	F	C	SONEPUR	BHOPAL	SOCIAL SCIENCE	96	SCIENCE - THEORY	97	ODIA	100	MATHEMATICS STD	96	ENGLISH LNG & LIT.	99	488	97.60
8	17116813	KANIKA VASHISHT	F	G	FARIDABAD	JAIPUR	SOCIAL SCIENCE	98	SCIENCE - THEORY	95	MATHEMATICS STD	100	HINDI COURSE-A	97	ENGLISH LNG & LIT.	98	488	97.60
8	12166996	MD SAHIL HOSSAIN	M	O	MURSHIDABAD	PATNA	SOCIAL SCIENCE	98	SCIENCE - THEORY	100	MATHEMATICS STD	99	ENGLISH LNG & LIT.	92	BENGALI	99	488	97.60
8	12129651	MONSOON NAYAK	F	G	NABARANGPUR	BHOPAL	SOCIAL SCIENCE	99	SCIENCE - THEORY	96	ODIA	99	MATHEMATICS STD	99	ENGLISH LNG & LIT.	95	488	97.60
8	24130532	NIYA SUNIL	F	G	IDUKKI	HYDERABAD	SOCIAL SCIENCE	97	SCIENCE	95	MATHEMATICS STD	99	MALAYALAM	100	ENGLISH LANG & LIT	97	488	97.60

8	18130560	PRAMOD B BELAGALI	M	G	BELGAUM	HYDERABAD	SOCIAL SCIENCE	100	SCIENCE - THEORY	98	MATHEMATICS STD	96	KANNADA	100	ENGLISH LNG & LIT.	94	488	97.60
8	12112590	PRANAB SWARUP SAHOO	M	O	JAGATSINGHPUR	BHOPAL	SOCIAL SCIENCE	97	SCIENCE - THEORY	97	ODIA	99	MATHEMATICS STD	100	ENGLISH LNG & LIT.	95	488	97.60
8	12133996	PRITISHA BHOI	F	O	SAMBALPUR	BHOPAL	SOCIAL SCIENCE	100	SCIENCE - THEORY	98	ODIA	98	MATHEMATICS STD	100	ENGLISH LNG & LIT.	92	488	97.60
8	17243386	SANJANA KUMARI	F	C	MANDI	CHANDIGAR	SOCIAL SCIENCE	98	SCIENCE - THEORY	99	MATHEMATICS STD	99	HINDI COURSE-A	99	ENGLISH LNG & LIT.	93	488	97.60
8	24158288	SHAHIN T K	M	O	MALLAPURAM	HYDERABAD	SOCIAL SCIENCE	97	SCIENCE	99	MATHEMATICS STD	98	MALAYALAM	98	ENGLISH LANG & LIT	96	488	97.60
8	23122586	SHASHANK CHAKRAVARTI	M	O	BARABANKI	LUCKNOW	SOCIAL SCIENCE	100	SCIENCE - THEORY	96	MATHEMATICS STD	99	HINDI COURSE-A	96	ENGLISH LNG & LIT.	97	488	97.60
8	24160859	SHERIN NAZER M C	F	O	CALICUT	HYDERABAD	SOCIAL SCIENCE	99	SCIENCE	99	MATHEMATICS STD	96	MALAYALAM	99	ENGLISH LANG & LIT	95	488	97.60
8	12101268	SUBHASWETA PRIYADARS	F	O	DHENKANAL	BHOPAL	SOCIAL SCIENCE	95	SCIENCE - THEORY	96	ODIA	100	MATHEMATICS STD	99	ENGLISH LNG & LIT.	98	488	97.60
8	15120958	VAISHNAVI VITTHAL GAVA	F	G	KOLHAPUR	PUNE	SOCIAL SCIENCE	97	SCIENCE - THEORY	93	MATHEMATICS STD	100	MARATHI	100	ENGLISH LNG & LIT.	98	488	97.60
8	24167506	YADHUKRISHNA P P	M	O	CANNANORE	HYDERABAD	SOCIAL SCIENCE	98	SCIENCE	99	MATHEMATICS STD	96	HINDI COURSE-B	99	ENGLISH LANG & LIT	96	488	97.60
9	23230698	AINDRI PANDEY	F	G	PRATAPGARH	LUCKNOW	SOCIAL SCIENCE	99	SCIENCE - THEORY	97	MATHEMATICS STD	99	HINDI COURSE-A	98	ENGLISH LNG & LIT.	94	487	97.40
9	11200934	AKSHITA KUMARI	F	O	SIKAR	JAIPUR	SOCIAL SCIENCE	97	SCIENCE - THEORY	95	MATHEMATICS STD	100	HINDI COURSE-A	98	ENGLISH LNG & LIT.	97	487	97.40
9	24163097	ANANYA S VINCENT	F	G	WYNAD	HYDERABAD	SOCIAL SCIENCE	98	SCIENCE	96	MATHEMATICS STD	96	MALAYALAM	100	ENGLISH LANG & LIT	97	487	97.40
9	25140929	ANSH DUBEY	M	G	MORADABAD	LUCKNOW	SOCIAL SCIENCE	98	SCIENCE	94	MATHEMATICS STD	99	HINDI COURSE-A	98	ENGLISH LANG & LIT	98	487	97.40
9	24140077	APARNA SHAJI	F	O	ERNAKULAM	HYDERABAD	SOCIAL SCIENCE	98	SCIENCE	99	MATHEMATICS STD	93	MALAYALAM	99	ENGLISH LANG & LIT	98	487	97.40
9	15146947	AVISHKAR DINESH CHOTH	M	G	PARBHANI	PUNE	SOCIAL SCIENCE	95	SCIENCE - THEORY	99	MATHEMATICS STD	99	MARATHI	97	ENGLISH LNG & LIT.	97	487	97.40
9	12168828	BISHWAMBHAR CHANDRA	M	C	DAKSHIN DINAJP	PATNA	SOCIAL SCIENCE	96	SCIENCE - THEORY	97	MATHEMATICS BASIC	98	ENGLISH LNG & LIT.	97	BENGALI	99	487	97.40
9	12183711	DINESH SAHU	M	O	KABIRDHAM	BHOPAL	SOCIAL SCIENCE	99	SCIENCE - THEORY	94	MATHEMATICS STD	100	HINDI COURSE-A	96	ENGLISH LNG & LIT.	98	487	97.40
9	25136263	HIMANI	F	G	RUDRAPRAYAG	LUCKNOW	SOCIAL SCIENCE	99	SCIENCE	97	MATHEMATICS STD	94	HINDI COURSE-A	100	ENGLISH LANG & LIT	97	487	97.40
9	12183776	KAMINI BANAIT	F	O	KABIRDHAM	BHOPAL	SOCIAL SCIENCE	98	SCIENCE - THEORY	95	MATHEMATICS STD	99	HINDI COURSE-A	98	ENGLISH LNG & LIT.	97	487	97.40
9	23129668	KSHITIJ	M	O	CHITRAKOOT	LUCKNOW	SOCIAL SCIENCE	99	SCIENCE - THEORY	97	MATHEMATICS BASIC	97	HINDI COURSE-A	99	ENGLISH LNG & LIT.	95	487	97.40
9	18145460	MADHUSUDANA M	M	G	MANDYA	HYDERABAD	SOCIAL SCIENCE	99	SCIENCE - THEORY	95	MATHEMATICS STD	100	KANNADA	100	ENGLISH LNG & LIT.	93	487	97.40
9	25164340	NEHA RANI	F	G	MUZAFFARNAGAR	LUCKNOW	SOCIAL SCIENCE	98	SCIENCE	97	MATHEMATICS STD	95	HINDI COURSE-A	99	ENGLISH LANG & LIT	98	487	97.40
9	22232831	NIKITA RAJ	F	O	SAMASTIPUR	PATNA	SOCIAL SCIENCE	99	SCIENCE	95	MATHEMATICS STD	98	HINDI COURSE-A	99	ENGLISH LANG & LIT	96	487	97.40
9	12110489	NRUSHINGHA NATH PATR	M	G	GANJAM	BHOPAL	SOCIAL SCIENCE	99	SCIENCE - THEORY	97	ODIA	98	MATHEMATICS STD	97	ENGLISH LNG & LIT.	96	487	97.40
9	25152909	PALLAVI KUSHWAHA	F	G	BIJNOR	LUCKNOW	SOCIAL SCIENCE	99	SCIENCE	94	MATHEMATICS STD	99	HINDI COURSE-A	99	ENGLISH LANG & LIT	96	487	97.40
9	12168846	PRANTIK SUBHRA CHOUDH	M	G	DAKSHIN DINAJP	PATNA	SOCIAL SCIENCE	97	SCIENCE - THEORY	97	MATHEMATICS BASIC	100	ENGLISH LNG & LIT.	97	BENGALI	96	487	97.40
9	19101009	PRATHAM SINGH MANDLO	M	G	BARWANI	BHOPAL	SOCIAL SCIENCE	99	SCIENCE - THEORY	96	MATHEMATICS BASIC	100	HINDI COURSE-A	96	ENGLISH LNG & LIT.	96	487	97.40
9	12136780	PRIYANKA KISAN	F	T	SUNDARGARH	BHOPAL	SOCIAL SCIENCE	97	SCIENCE - THEORY	96	ODIA	99	MATHEMATICS STD	98	ENGLISH LNG & LIT.	97	487	97.40
9	15145989	SAMIKSHA GOPAL DEORE	F	O	NASIK	PUNE	SOCIAL SCIENCE	95	SCIENCE - THEORY	96	MATHEMATICS STD	99	MARATHI	100	ENGLISH LNG & LIT.	97	487	97.40
9	25102672	SANDHYA RANI	F	C	CHAMPAWAT	LUCKNOW	SOCIAL SCIENCE	98	SCIENCE	94	MATHEMATICS BASIC	100	HINDI COURSE-A	99	ENGLISH LANG & LIT	96	487	97.40
9	12112605	SATWIK MAHAPATRA	M	O	JAGATSINGHPUR	BHOPAL	SOCIAL SCIENCE	99	SCIENCE - THEORY	95	ODIA	97	MATHEMATICS STD	97	ENGLISH LNG & LIT.	99	487	97.40
9	13213253	SNEHA RANI	F	G	CHANDIGARH	CHANDIGAR	SOCIAL SCIENCE	99	SCIENCE - THEORY	98	MATHEMATICS STD	100	HINDI COURSE-A	98	ENGLISH LNG & LIT.	92	487	97.40
9	15147002	SUMEDH VINODKUMAR D	M	C	PARBHANI	PUNE	SOCIAL SCIENCE	95	SCIENCE - THEORY	98	MATHEMATICS STD	98	MARATHI	100	ENGLISH LNG & LIT.	96	487	97.40
9	17237398	SURBHIT PATIAL	M	G	HAMIRPUR	CHANDIGAR	SOCIAL SCIENCE	95	SCIENCE - THEORY	95	MATHEMATICS STD	100	HINDI COURSE-A	98	ENGLISH LNG & LIT.	99	487	97.40
9	12121775	SWOSTIK PARIDA	M	G	KHURDA	BHOPAL	SOCIAL SCIENCE	98	SCIENCE - THEORY	97	ODIA	99	MATHEMATICS STD	100	ENGLISH LNG & LIT.	93	487	97.40
9	12166974	TASNIM RAHAMAN	F	O	MURSHIDABAD	PATNA	SOCIAL SCIENCE	98	SCIENCE - THEORY	97	MATHEMATICS STD	100	ENGLISH LNG & LIT.	97	BENGALI	95	487	97.40
10	12112567	ABHIPSA NAYAK	F	G	JAGATSINGHPUR	BHOPAL	SOCIAL SCIENCE	100	SCIENCE - THEORY	97	ODIA	99	MATHEMATICS STD	100	ENGLISH LNG & LIT.	90	486	97.20
10	23145486	ADITYA CHANDRA VERMA	M	G	FATEHPUR	LUCKNOW	SOCIAL SCIENCE	100	SCIENCE - THEORY	96	MATHEMATICS STD	97	INFORMATION TECHNO	99	ENGLISH LNG & LIT.	94	486	97.20
10	15160790	AMAN ABDULSAMAD INAI	M	G	PUNE	PUNE	SOCIAL SCIENCE	98	SCIENCE - THEORY	92	MATHEMATICS STD	100	MARATHI	99	ENGLISH LNG & LIT.	97	486	97.20
10	12107884	ARSHAD AHMED	M	G	CUTTACK	BHOPAL	SOCIAL SCIENCE	98	SCIENCE - THEORY	97	MATHEMATICS STD	100	HINDI COURSE-B	98	ENGLISH LNG & LIT.	93	486	97.20
10	25140932	ARSHAD ALI	M	O	MORADABAD	LUCKNOW	SOCIAL SCIENCE	95	SCIENCE	92	MATHEMATICS STD	100	HINDI COURSE-A	100	ENGLISH LANG & LIT	99	486	97.20
10	24106963	ARSHAL ANIL	M	O	TRIVENDRAM	HYDERABAD	SOCIAL SCIENCE	98	SCIENCE	98	MATHEMATICS STD	95	MALAYALAM	99	ENGLISH LANG & LIT	96	486	97.20
10	23158078	AYUSH KUMAR PANDEY	M	G	GORAKHPUR	LUCKNOW	SOCIAL SCIENCE	97	SCIENCE - THEORY	98	MATHEMATICS STD	100	HINDI COURSE-A	92	ENGLISH LNG & LIT.	99	486	97.20
10	18135020	DAKSHA K S	F	G	SOUTH CANARA	HYDERABAD	SOCIAL SCIENCE	99	SCIENCE - THEORY	96	MATHEMATICS STD	98	KANNADA	98	ENGLISH LNG & LIT.	95	486	97.20
10	16117227	JUMKEN DUI	M	T	UPPER SUBANSIR	SHILLONG	SOCIAL SCIENCE	100	SCIENCE	99	MATHEMATICS STD	100	HINDI COURSE-B	96	ENGLISH LANG & LIT	91	486	97.20
10	12110494	MADHABA MISHRA	M	G	GANJAM	BHOPAL	SOCIAL SCIENCE	95	SCIENCE - THEORY	95	ODIA	99	MATHEMATICS STD	100	ENGLISH LNG & LIT.	97	486	97.20
10	12130164	MIMANSA MANOSWINI	F	G	NAYAGARH	BHOPAL	SOCIAL SCIENCE	98	SCIENCE - THEORY	93	ODIA	99	MATHEMATICS STD	98	ENGLISH LNG & LIT.	98	486	97.20
10	17131214	NICKY	F	G	GURUGRAM	JAIPUR	SOCIAL SCIENCE	99	SCIENCE - THEORY	93	MATHEMATICS STD	99	HINDI COURSE-A	99	ENGLISH LNG & LIT.	96	486	97.20
10	25136280	PRAFFUL NEGI	M	G	RUDRAPRAYAG	LUCKNOW	SOCIAL SCIENCE	99	SCIENCE	97	MATHEMATICS STD	99	HINDI COURSE-A	95	ENGLISH LANG & LIT	96	486	97.20
10	12165842	SAGNIK ROY	M	G	W. MEDINAPUR	PATNA	SOCIAL SCIENCE	100	SCIENCE - THEORY	95	MATHEMATICS STD	99	ENGLISH LNG & LIT.	96	BENGALI	96	486	97.20
10	12165844	SANCHARI BERA	F	G	W. MEDINAPUR	PATNA	SOCIAL SCIENCE	99	SCIENCE - THEORY	97	MATHEMATICS STD	100	ENGLISH LNG & LIT.	93	BENGALI	97	486	97.20
10	15123030	SHIVAM JADHAV	M	G	LATUR	PUNE	SOCIAL SCIENCE	95	SCIENCE - THEORY	97	MATHEMATICS STD	100	MARATHI	98	ENGLISH LNG & LIT.	96	486	97.20
10	22242000	SUKRITI KUMARI	F	O	SHEIKHPURA	PATNA	SOCIAL SCIENCE	97	SCIENCE	99	MATHEMATICS STD	99	HINDI COURSE-A	98	ENGLISH LANG & LIT	93	486	97.20
10	23230696	SWATI DUBEY	F	G	PRATAPGARH	LUCKNOW	SOCIAL SCIENCE	100	SCIENCE - THEORY	97	MATHEMATICS STD	96	HINDI COURSE-A	99	ENGLISH LNG & LIT.	94	486	97.20

27

NAVODAYA VIDYALAYA SAMITI

LIST OF NVS TOPPERS AND THEIR MARKS SCORED IN DIFFERENT SUBJECTS - 2020

CLASS - XII

RANK (NVS)	CBSE BOARD ROLL NO.	NAME OF THE STUDENT	GENDER	SC / ST	JNV (DISTRICT)	REGION	SUBJECT - I	MARKS	SUBJECT - II	MARKS	SUBJECT - III	MARKS	SUBJECT - IV	MARKS	SUBJECT - V	MARKS	SUBJECT - VI (OPTIONAL/ ADDITIONAL) (NOT ADDED IN TOTAL)	MARKS	TOTAL MARKS (SUBJECTS I - V)	% AGE
1	20650156	THONGALA SAI TEJA	M	O	NIZAMABAD	HYDERABAD	ENGLISH CORE	099	HINDI CORE	100	HISTORY	100	GEOGRAPHY	100	ECONOMICS	098			497	99.40
2	24603831	ABHISHEK L P	M	G	TRIVENDRAM	HYDERABAD	ENGLISH CORE	099	MATHEMATICS	099	PHYSICS	099	CHEMISTRY	100	COMPUTER SCIENCE	099			496	99.20
3	24632558	NIRUPAMA AMY S S	F	O	CALICUT	HYDERABAD	ENGLISH CORE	099	HINDI CORE	099	HISTORY	099	GEOGRAPHY	099	ECONOMICS	099			495	99.00
4	24622598	VINAYAK M MALIL	M	C	ERNAKULAM	HYDERABAD	ENGLISH CORE	094	ECONOMICS	099	BUSINESS STUDIES	100	ACCOUNTANCY	100	INFORMATICS PRAC.	100			493	98.60
5	24628881	LAKSHMIPRIYA A S	F	O	TRICHUR	HYDERABAD	ENGLISH CORE	098	HINDI CORE	099	ECONOMICS	098	BUSINESS STUDIES	099	ACCOUNTANCY	097			491	98.20
5	24608155	ROHIT M KUMAR	M	G	PATANAMTHITTA	HYDERABAD	ENGLISH CORE	098	ECONOMICS	100	MATHEMATICS	095	BUSINESS STUDIES	099	ACCOUNTANCY	099			491	98.20
5	24628898	SUBIN P S	M	O	TRICHUR	HYDERABAD	ENGLISH CORE	094	ECONOMICS	100	MATHEMATICS	099	BUSINESS STUDIES	099	ACCOUNTANCY	099			491	98.20
6	22623614	AJEET KUMAR	M	O	KATIHAR	PATNA	ENGLISH CORE	095	HINDI CORE	099	HISTORY	098	GEOGRAPHY	099	ECONOMICS	099			490	98.00
6	25617339	AKANKSHA GAIROLA	F	G	HARIDWAR	LUCKNOW	ENGLISH CORE	099	HINDI ELECTIVE	099	HISTORY	094	GEOGRAPHY	099	ECONOMICS	099			490	98.00
6	24622540	EMILIN SEBY	F	G	ERNAKULAM	HYDERABAD	ENGLISH CORE	097	MATHEMATICS	100	PHYSICS	095	CHEMISTRY	099	COMPUTER SCIENCE	099			490	98.00
6	24632513	HRUSHIKESH S	M	G	CALICUT	HYDERABAD	ENGLISH CORE	100	MATHEMATICS	100	PHYSICS	097	CHEMISTRY	095	BIOLOGY	098			490	98.00
6	24616244	SHANE JOBES MATHEW	M	G	KOTTAYAM	HYDERABAD	ENGLISH CORE	097	ECONOMICS	098	BUSINESS STUDIES	098	ACCOUNTANCY	098	INFORMATICS PRAC.	099			490	98.00
7	24622581	ALAN ELDHOSE	M	G	ERNAKULAM	HYDERABAD	ENGLISH CORE	096	ECONOMICS	098	BUSINESS STUDIES	098	ACCOUNTANCY	098	INFORMATICS PRAC.	099			489	97.80
7	25632153	ASHISH BISHT	M	G	U S NAGAR	LUCKNOW	ENGLISH CORE	097	MATHEMATICS	100	BUSINESS STUDIES	098	ACCOUNTANCY	095	ECONOMICS	099			489	97.80
7	18603429	JHAANSI REDDY	F	O	BANGLORE URBAN	HYDERABAD	ENGLISH CORE	098	MATHEMATICS	099	PHYSICS	098	CHEMISTRY	095	COMPUTER SCIENCE	099			489	97.80
7	22667382	KUMARI SAUMYA	F	G	SAMASTIPUR	PATNA	HINDI CORE	099	ENGLISH CORE	090	HISTORY	100	GEOGRAPHY	100	ECONOMICS	100	HIND MUSIC.VOCAL	100	489	97.80
7	16626132	POMPI KALITA	F	O	DHEMAJI	SHILLONG	ENGLISH CORE	095	HINDI CORE	098	HISTORY	100	GEOGRAPHY	099	ECONOMICS	097			489	97.80
8	24622599	ARUNDHATHI K BIJU	F	C	ERNAKULAM	HYDERABAD	ENGLISH CORE	098	HINDI CORE	099	ECONOMICS	099	BUSINESS STUDIES	099	ACCOUNTANCY	093			488	97.60
8	24635192	AVANI K V	F	G	CANNANORE	HYDERABAD	ENGLISH CORE	099	MATHEMATICS	100	PHYSICS	095	CHEMISTRY	099	BIOLOGY	095			488	97.60
8	19638668	KASHISH JAIN	F	G	JABALPUR	BHOPAL	ENGLISH CORE	100	HINDI CORE	098	HISTORY	096	GEOGRAPHY	099	ECONOMICS	095			488	97.60
8	25600414	NEHA JANTWAL	F	G	ALMORA	LUCKNOW	ENGLISH CORE	096	HINDI CORE	098	HISTORY	095	GEOGRAPHY	099	ECONOMICS	100			488	97.60
8	22681060	SUNNY KUMAR	M	G	BOKARO	PATNA	ENGLISH CORE	093	HINDI CORE	097	GEOGRAPHY	099	INFORMATION TECHNO	099	WEB APPLICATION	100	PHYSICAL EDUCATION	097	488	97.60
9	24628839	ANIRUDH A V	M	O	TRICHUR	HYDERABAD	ENGLISH CORE	095	MATHEMATICS	100	PHYSICS	095	CHEMISTRY	098	BIOLOGY	099			487	97.40
9	24617060	DIVYA M	F	C	IDUKKI	HYDERABAD	ENGLISH CORE	097	MATHEMATICS	097	PHYSICS	095	CHEMISTRY	098	BIOLOGY	100			487	97.40
9	23699119	KRISHNANSHU TANWAR	M	G	ALLAHABAD	LUCKNOW	ENGLISH CORE	091	PHYSICS	099	CHEMISTRY	099	BIOLOGY	099	HINDI CORE	099			487	97.40
9	15619079	NIHAL SHUKLA	M	G	PUNE	PUNE	ENGLISH CORE	097	HINDI CORE	098	PHYSICS	095	CHEMISTRY	097	BIOLOGY	100			487	97.40
9	15619082	PRINCE RAJ	M	O	PUNE	PUNE	ENGLISH CORE	098	HINDI CORE	098	PHYSICS	095	CHEMISTRY	098	BIOLOGY	098			487	97.40
9	24635206	SWATHI RAJ M	F	O	CANNANORE	HYDERABAD	ENGLISH CORE	099	MATHEMATICS	095	PHYSICS	095	CHEMISTRY	099	BIOLOGY	099			487	97.40
10	13613175	AKSHIT KUMAR	M	G	FARIDKOT	CHANDIGAR	ENGLISH CORE	095	HINDI CORE	098	ECONOMICS	100	BUSINESS STUDIES	098	ACCOUNTANCY	095			486	97.20
10	20639684	APRAMEYA GIRISH HEBBAR	M	G	PONDYCHERRY	HYDERABAD	ENGLISH CORE	096	MATHEMATICS	099	PHYSICS	097	CHEMISTRY	096	INFORMATICS PRAC.	098			486	97.20
10	24633362	FEBIN THOMAS	M	G	WYNAD	HYDERABAD	ENGLISH CORE	097	MATHEMATICS	096	PHYSICS	099	CHEMISTRY	097	BIOLOGY	097			486	97.20
10	18603291	KRISHNA BHARDWAJ	M	O	BANGLORE URBAN	HYDERABAD	ENGLISH CORE	095	HINDI CORE	098	MATHEMATICS	099	PHYSICS	099	CHEMISTRY	095			486	97.20
10	12600890	PRANGYA SUMAN MAHAKUD	F	O	BALASORE	BHOPAL	ENGLISH CORE	091	HINDI CORE	099	ECONOMICS	098	BUSINESS STUDIES	099	ACCOUNTANCY	099			486	97.20
10	25637753	PRANSHU BADHANI	M	O	UTTARKASHI	LUCKNOW	ENGLISH CORE	100	HINDI CORE	098	PHYSICS	095	CHEMISTRY	095	MATHEMATICS	098			486	97.20
10	22677223	RISHU KUMAR	M	G	W. CHAMPARAN	PATNA	ENGLISH CORE	098	HINDI CORE	098	PHYSICS	097	CHEMISTRY	095	MATHEMATICS	098	PHYSICAL EDUCATION	096	486	97.20
10	17708023	SONIA	F	C	MANDI	CHANDIGAR	ENGLISH CORE	097	HINDI CORE	098	ECONOMICS	098	BUSINESS STUDIES	098	ACCOUNTANCY	095			486	97.20
10	19614356	TANU	F	C	DEWAS	BHOPAL	ENGLISH CORE	095	HINDI CORE	098	PHYSICS	095	CHEMISTRY	099	BIOLOGY	099			486	97.20

28

JNV WISE RESULTS - [BOYS, GIRLS, SC,ST,OBC,PWD]

CBSE EXAM RESULTS - 2020

SI.	DISTRICT	REGION	CLASS - X													
			APPEARED							PASSED						
			BOYS	GIRLS	TOTAL	SC	ST	OBC	PWD	BOYS	GIRLS	TOTAL	SC	ST	OBC	PWD
1	ALIRAJPUR	BHOPAL	49	29	78	6	61	7	0	47	27	74	4	60	6	0
2	ANGUL	BHOPAL	55	27	82	16	18	27	3	54	27	81	16	18	26	3
3	ANUPPUR	BHOPAL	46	32	78	13	35	14	0	46	31	77	13	34	14	0
4	ASHOKNAGAR	BHOPAL	52	27	79	36	4	25	1	48	27	75	34	3	25	1
5	BALAGHAT	BHOPAL	49	32	81	24	25	31	1	49	32	81	24	25	31	1
6	BALASORE	BHOPAL	54	29	83	21	9	29	3	54	29	83	21	9	29	3
7	BARGARH	BHOPAL	24	18	42	9	11	17	2	24	18	42	9	11	17	2
8	BARWANI	BHOPAL	49	24	73	9	47	12	0	49	24	73	9	47	12	0
9	BASTAR	BHOPAL	45	28	73	10	42	16	1	43	28	71	10	40	16	1
10	BETUL	BHOPAL	49	32	81	15	31	31	0	49	32	81	15	31	31	0
11	BHADRAK	BHOPAL	23	18	41	21	3	9	2	23	18	41	21	3	9	2
12	BHIND	BHOPAL	52	30	82	31	1	21	0	52	30	82	31	1	21	0
13	BHOPAL	BHOPAL	52	28	80	20	5	46	0	52	28	80	20	5	46	0
14	BILASPUR	BHOPAL	41	35	76	20	17	29	0	41	35	76	20	17	29	0
15	BOLANGIR	BHOPAL	52	27	79	19	22	30	2	52	27	79	19	22	30	2
16	BOUDH	BHOPAL	52	29	81	21	12	34	3	51	28	79	20	11	34	3
17	BURHANPUR	BHOPAL	24	16	40	7	14	18	0	23	16	39	7	13	18	0
18	CHHATARPUR	BHOPAL	50	29	79	22	6	32	2	50	29	79	22	6	32	2
19	CHHINDWARA	BHOPAL	42	36	78	18	31	28	1	42	36	78	18	31	28	1
20	CUTTACK	BHOPAL	53	28	81	20	6	29	2	53	28	81	20	6	29	2
21	DAMOH	BHOPAL	52	30	82	19	26	24	0	52	30	82	19	26	24	0
22	DANTEWADA	BHOPAL	51	27	78	5	56	10	1	49	27	76	4	55	10	1
23	DATIA	BHOPAL	50	28	78	31	2	37	0	50	28	78	31	2	37	0
24	DEOGARH	BHOPAL	19	22	41	8	14	13	2	19	22	41	8	14	13	2
25	DEWAS	BHOPAL	50	29	79	20	17	33	1	50	29	79	20	17	33	1
26	DHAMTARI	BHOPAL	47	33	80	14	31	33	0	47	33	80	14	31	33	0
27	DHAR	BHOPAL	45	35	80	15	35	24	0	45	35	80	15	35	24	0
28	DHENKANAL	BHOPAL	52	29	81	19	17	28	2	52	29	81	19	17	28	2
29	DINDORI	BHOPAL	48	30	78	16	40	17	0	48	30	78	16	40	17	0
30	DURG	BHOPAL	44	37	81	15	30	33	0	44	37	81	15	30	33	0
31	GAJAPATI	BHOPAL	46	32	78	12	35	20	0	46	32	78	12	35	20	0
32	GANJAM	BHOPAL	54	29	83	21	27	21	0	53	29	82	21	27	20	0
33	GUNA	BHOPAL	28	14	42	13	7	15	0	27	14	41	12	7	15	0
34	GWALIOR	BHOPAL	52	23	75	25	3	35	0	52	23	75	25	3	35	0
35	HARDA	BHOPAL	51	30	81	17	27	31	1	51	30	81	17	27	31	1
36	HOSHANGABAD	BHOPAL	54	26	80	18	16	35	2	54	26	80	18	16	35	2
37	INDORE	BHOPAL	53	27	80	14	14	36	0	52	26	78	13	13	36	0
38	JABALPUR	BHOPAL	51	30	81	16	27	24	0	50	30	80	16	26	24	0
39	JAGATSINGHPUR	BHOPAL	24	16	40	10	7	9	0	24	16	40	10	7	9	0
40	JAJPUR	BHOPAL	26	15	41	10	3	13	2	26	15	41	10	3	13	2
41	JANJGIR CHAMPA	BHOPAL	28	14	42	12	5	24	1	28	14	42	12	5	24	1
42	JASHPUR	BHOPAL	25	13	38	7	22	7	0	25	13	38	7	22	7	0
43	JHABUA - II	BHOPAL	25	13	38	5	24	8	1	25	13	38	5	24	8	1
44	JHARSUGUDA	BHOPAL	43	37	80	13	33	25	2	43	37	80	13	33	25	2
45	KABIRDHAM	BHOPAL	51	30	81	18	25	32	1	50	30	80	18	24	32	1
46	KALAHANDI	BHOPAL	51	29	80	22	26	29	0	50	28	78	22	25	28	0
47	KANKER	BHOPAL	47	34	81	11	50	11	0	47	34	81	11	50	11	0
48	KATNI	BHOPAL	49	27	76	11	22	20	0	49	27	76	11	22	20	0
49	KENDRAPADA	BHOPAL	49	29	78	22	3	28	1	49	28	77	22	3	27	1
50	KEONJHAR	BHOPAL	53	29	82	16	30	30	4	53	29	82	16	30	30	4
51	KHANDWA	BHOPAL	54	25	79	17	31	21	0	52	23	75	16	29	20	0
52	KHARGONE	BHOPAL	49	32	81	12	32	30	0	47	31	78	11	30	30	0
53	KHURDA	BHOPAL	25	17	42	9	3	13	2	25	17	42	9	3	13	2
54	KORAPUT	BHOPAL	43	34	77	22	31	11	0	40	32	72	22	26	11	0
55	KORBA	BHOPAL	48	34	82	20	36	24	3	48	34	82	20	36	24	3
56	KOREA	BHOPAL	21	18	39	5	16	11	0	21	18	39	5	16	11	0
57	MAHASAMUND	BHOPAL	52	30	82	17	26	39	0	52	30	82	17	26	39	0
58	MALKANGIRI - I	BHOPAL	51	28	79	31	32	6	0	51	28	79	31	32	6	0
59	MALKANGIRI - I	BHOPAL	25	11	36	12	18	1	0	25	11	36	12	18	1	0
60	MANDLA	BHOPAL	53	29	82	14	41	25	0	52	29	81	14	40	25	0
61	MANDSAUR	BHOPAL	28	13	41	13	4	15	0	28	13	41	13	4	15	0
62	MAYURBHANJ	BHOPAL	53	28	81	14	46	14	2	52	28	80	13	46	14	2

SI.	DISTRICT	REGION	CLASS - X														
			APPEARED							PASSED							
			BOYS	GIRLS	TOTAL	SC	ST	OBC	PWD	BOYS	GIRLS	TOTAL	SC	ST	OBC	PWD
63	MORENA	BHOPAL	54	29	83	30	1	29	2	53	29	82	29	1	29	2
64	NABARANGPUR	BHOPAL	49	32	81	18	31	22	2	49	32	81	18	31	22	2
65	NARSINGHPUR	BHOPAL	50	29	79	13	8	43	1	50	29	79	13	8	43	1
66	NAYAGARH	BHOPAL	22	17	39	6	2	16	1	22	17	39	6	2	16	1
67	NEEMUCH	BHOPAL	48	28	76	17	8	44	0	48	28	76	17	8	44	0
68	NUAPADA	BHOPAL	53	30	83	17	33	25	2	52	30	82	16	33	25	2
69	PANNA	BHOPAL	50	28	78	31	5	18	0	49	28	77	30	5	18	0
70	PHULBANI	BHOPAL	45	26	71	12	37	11	2	44	26	70	12	36	11	2
71	PURI	BHOPAL	44	34	78	20	5	34	3	44	34	78	20	5	34	3
72	RAIGARH	BHOPAL	48	31	79	14	29	33	3	48	31	79	14	29	33	3
73	RAIPUR	BHOPAL	47	30	77	18	17	38	1	47	30	77	18	17	38	1
74	RAISEN	BHOPAL	50	26	76	18	14	32	1	46	26	72	15	14	31	1
75	RAJGARH	BHOPAL	52	28	80	18	6	47	1	52	27	79	17	6	47	1
76	RAJNANDGAON	BHOPAL	43	36	79	17	27	32	0	43	36	79	17	27	32	0
77	RATLAM - I	BHOPAL	50	27	77	13	31	25	1	50	27	77	13	31	25	1
78	RAYAGADA	BHOPAL	25	15	40	7	17	10	1	25	15	40	7	17	10	1
79	REWA	BHOPAL	53	29	82	15	26	11	2	53	29	82	15	26	11	2
80	SAGAR	BHOPAL	52	29	81	22	8	34	2	52	29	81	22	8	34	2
81	SAMBALPUR	BHOPAL	44	39	83	14	34	25	1	44	39	83	14	34	25	1
82	SATNA	BHOPAL	49	30	79	24	12	20	0	48	28	76	22	11	20	0
83	SEHORE	BHOPAL	52	27	79	25	11	31	1	52	27	79	25	11	31	1
84	SEONI	BHOPAL	50	32	82	19	31	24	2	50	32	82	19	31	24	2
85	SHAHDOL	BHOPAL	26	15	41	6	18	4	0	26	15	41	6	18	4	0
86	SHAJAPUR	BHOPAL	52	30	82	27	5	42	2	52	29	81	26	5	42	2
87	SHEOPUR	BHOPAL	51	25	76	24	11	30	0	51	25	76	24	11	30	0
88	SHIVPURI	BHOPAL	56	25	81	21	9	32	0	56	25	81	21	9	32	0
89	SIDHI	BHOPAL	53	28	81	12	27	15	0	51	27	78	11	26	14	0
90	SONEPUR	BHOPAL	24	15	39	13	6	12	2	24	15	39	13	6	12	2
91	SUKMA - II	BHOPAL	27	13	40	5	23	6	0	27	13	40	5	23	6	0
92	SUNDARGARH	BHOPAL	47	34	81	14	35	22	3	47	34	81	14	35	22	3
93	SURAJPUR	BHOPAL	56	29	85	14	18	38	2	55	29	84	13	18	38	2
94	TIKAMGARH	BHOPAL	53	28	81	30	5	30	1	51	27	78	28	4	30	1
95	UJJAIN - I	BHOPAL	54	26	80	34	8	25	0	54	25	79	33	8	25	0
96	UJJAIN - II	BHOPAL	52	29	81	30	9	26	0	52	29	81	30	9	26	0
97	UMARIA	BHOPAL	27	15	42	21	7	7	0	27	15	42	21	7	7	0
98	VIDISHA	BHOPAL	53	25	78	21	4	37	0	51	23	74	19	2	37	0
99	AMRITSAR -I	CHANDIGARH	38	41	79	36	0	7	0	38	40	78	36	0	6	0
100	AMRITSAR-II	CHANDIGARH	16	23	39	23	0	3	0	16	23	39	23	0	3	0
101	ANANTNAG	CHANDIGARH	46	13	59	0	7	2	0	46	13	59	0	7	2	0
102	BADGAM	CHANDIGARH	26	10	36	0	3	0	0	26	10	36	0	3	0	0
103	BARMULLA	CHANDIGARH	43	23	66	0	8	11	0	40	22	62	0	7	11	0
104	BARNALA	CHANDIGARH	38	37	75	37	0	8	0	38	37	75	37	0	8	0
105	BHATINDA	CHANDIGARH	35	41	76	44	0	14	0	35	41	76	44	0	14	0
106	BILASPUR	CHANDIGARH	48	28	76	27	5	3	0	48	28	76	27	5	3	0
107	CHAMBA	CHANDIGARH	33	42	75	16	33	0	0	32	42	74	15	33	0	0
108	CHANDIGARHH	CHANDIGARH	40	39	79	23	1	5	0	40	39	79	23	1	5	0
109	DODA	CHANDIGARH	23	15	38	11	3	0	0	23	15	38	11	3	0	0
110	F/SAHIB	CHANDIGARH	28	27	55	36	0	5	0	27	23	50	32	0	5	0
111	FARIDKOT	CHANDIGARH	22	50	72	43	0	7	0	22	50	72	43	0	7	0
112	FEROZPUR	CHANDIGARH	45	32	77	34	0	24	0	45	32	77	34	0	24	0
113	GANDERBAL	CHANDIGARH	47	18	65	0	15	1	0	47	18	65	0	15	1	0
114	HAMIRPUR	CHANDIGARH	44	34	78	27	6	8	0	44	34	78	27	6	8	0
115	HOSHIARPUR	CHANDIGARH	40	37	77	45	0	16	0	40	36	76	44	0	16	0
116	JALLANDHAR	CHANDIGARH	33	34	67	55	0	7	0	33	34	67	55	0	7	0
117	JAMMU- I	CHANDIGARH	27	12	39	15	4	2	0	27	12	39	15	4	2	0
118	KANGRA	CHANDIGARH	47	30	77	23	9	15	1	47	30	77	23	9	15	1
119	KAPURTHALA	CHANDIGARH	27	32	59	39	0	5	0	27	29	56	36	0	5	0
120	KARGIL	CHANDIGARH	23	16	39	0	39	0	0	23	15	38	0	38	0	0
121	KATHUA	CHANDIGARH	50	29	79	25	8	4	0	50	28	78	24	8	4	0
122	KINNAUR	CHANDIGARH	22	17	39	5	32	0	0	22	17	39	5	32	0	0
123	KULGAM	CHANDIGARH	16	3	19	0	0	2	0	16	3	19	0	0	2	0
124	KULLU	CHANDIGARH	36	41	77	25	13	1	0	36	41	77	25	13	1	0
125	KUPWARA	CHANDIGARH	37	13	50	0	8	9	0	37	13	50	0	8	9	0
126	LAHUL-SPITI	CHANDIGARH	19	21	40	4	36	0	0	19	21	40	4	36	0	0
127	LEH	CHANDIGARH	34	42	76	0	76	0	0	34	42	76	0	76	0	0
128	LUDHIANA	CHANDIGARH	37	35	72	43	0	3	0	37	35	72	43	0	3	0
129	MANDI	CHANDIGARH	42	35	77	25	7	1	1	42	35	77	25	7	1	1
130	MANSA	CHANDIGARH	35	38	73	34	0	12	0	34	37	71	33	0	12	0

SI.	DISTRICT	REGION	CLASS - X														
			APPEARED							PASSED							
			BOYS	GIRLS	TOTAL	SC	ST	OBC	PWD	BOYS	GIRLS	TOTAL	SC	ST	OBC	PWD
131	MOGA	CHANDIGARH	30	44	74	35	0	17	0	30	44	74	35	0	17	0
132	MOHALI	CHANDIGARH	43	31	74	34	0	13	0	42	29	71	32	0	12	0
133	MUKTSAR	CHANDIGARH	47	30	77	49	0	12	0	46	30	76	49	0	11	0
134	PATHANKOT	CHANDIGARH	44	27	71	32	0	12	0	44	27	71	32	0	12	0
135	PATIALA	CHANDIGARH	36	28	64	30	0	11	0	36	28	64	30	0	11	0
136	POONCH	CHANDIGARH	26	13	39	1	25	2	0	25	13	38	1	24	2	0
137	RAJOURI	CHANDIGARH	47	30	77	14	39	0	0	47	30	77	14	39	0	0
138	REASI	CHANDIGARH	24	15	39	8	11	1	0	24	15	39	8	11	1	0
139	ROPAR	CHANDIGARH	33	41	74	33	0	11	1	33	41	74	33	0	11	1
140	SAMBA	CHANDIGARH	40	30	70	29	0	4	0	40	30	70	29	0	4	0
141	SANGRUR	CHANDIGARH	36	35	71	33	1	11	1	36	35	71	33	1	11	1
142	SBS NAGAR	CHANDIGARH	24	42	66	43	0	11	0	22	41	63	42	0	9	0
143	SHIMLA	CHANDIGARH	35	34	69	27	8	1	1	35	34	69	27	8	1	1
144	SHOPIAN	CHANDIGARH	18	9	27	0	2	0	0	18	9	27	0	2	0	0
145	SOLAN	CHANDIGARH	47	30	77	29	7	4	0	47	30	77	29	7	4	0
146	TARAN TARAN	CHANDIGARH	41	35	76	48	0	11	0	41	35	76	48	0	11	0
147	UDHAMPUR	CHANDIGARH	36	44	80	29	6	2	0	34	44	78	29	5	2	0
148	UNA	CHANDIGARH	38	40	78	33	5	16	1	38	39	77	33	5	16	1
149	ADILABAD	HYDERABAD	52	33	85	22	15	34	2	52	33	85	22	15	34	2
150	ALLEPPY	HYDERABAD	41	37	78	20	0	39	0	41	37	78	20	0	39	0
151	ANANTAPUR	HYDERABAD	50	28	78	16	6	21	4	50	28	78	16	6	21	4
152	BANGLORE RURAL	HYDERABAD	42	36	78	17	7	41	1	42	35	77	17	7	40	1
153	BANGLORE URBAN	HYDERABAD	50	28	78	11	4	49	0	50	28	78	11	4	49	0
154	BELGAUM	HYDERABAD	52	29	81	14	9	42	1	52	29	81	14	9	42	1
155	BELLARY	HYDERABAD	48	33	81	23	16	38	1	48	33	81	23	16	38	1
156	BHAGALKOT	HYDERABAD	51	28	79	17	8	51	3	51	28	79	17	8	51	3
157	BIDAR	HYDERABAD	53	31	84	20	17	39	3	52	31	83	19	17	39	3
158	BIJAPUR	HYDERABAD	52	31	83	18	6	53	2	52	31	83	18	6	53	2
159	CALICUT	HYDERABAD	37	44	81	20	0	43	0	37	44	81	20	0	43	0
160	CANNANORE	HYDERABAD	37	42	79	17	1	33	0	37	42	79	17	1	33	0
161	CAR NICOBAR	HYDERABAD	6	25	31	0	15	0	0	6	25	31	0	15	0	0
162	CHAMARAJNAGAR	HYDERABAD	42	38	80	28	11	37	0	42	38	80	28	11	37	0
163	CHIKKABALLAPUR	HYDERABAD	48	33	81	23	6	44	0	48	33	81	23	6	44	0
164	CHIKMAGLORE	HYDERABAD	52	31	83	19	8	47	3	52	31	83	19	8	47	3
165	CHITOOOR	HYDERABAD	55	26	81	20	6	27	2	55	26	81	20	6	27	2
166	CHITRADURGA	HYDERABAD	40	36	76	21	14	34	2	40	36	76	21	14	34	2
167	DAVANGERE	HYDERABAD	43	36	79	21	9	41	3	43	36	79	21	9	41	3
168	DHARWAD	HYDERABAD	42	36	78	11	7	47	2	42	36	78	11	7	47	2
169	E.GODAVARI-II	HYDERABAD	45	35	80	19	36	17	1	45	35	80	19	36	17	1
170	EAST GODAVARI	HYDERABAD	50	30	80	24	5	26	0	50	30	80	24	5	26	0
171	ERNAKULAM	HYDERABAD	37	47	84	16	2	25	0	37	47	84	16	2	25	0
172	GADAG	HYDERABAD	50	31	81	18	8	47	3	50	30	80	17	8	47	3
173	GUNTUR	HYDERABAD	44	34	78	24	11	18	0	44	34	78	24	11	18	0
174	HASSAN	HYDERABAD	44	40	84	18	8	49	2	44	40	84	18	8	49	2
175	HAVERI	HYDERABAD	48	33	81	14	11	44	3	48	33	81	14	11	44	3
176	IDUKKI	HYDERABAD	38	43	81	13	4	28	0	38	43	81	13	4	28	0
177	KADAPA	HYDERABAD	49	32	81	19	8	23	2	49	32	81	19	8	23	2
178	KALABURGI-II	HYDERABAD	50	27	77	23	7	45	1	50	27	77	23	7	45	1
179	KARAIKAL	HYDERABAD	35	39	74	32	0	42	0	35	39	74	32	0	42	0
180	KARIMNAGAR	HYDERABAD	52	26	78	27	8	39	3	52	26	78	27	8	39	3
181	KASARGOD	HYDERABAD	40	38	78	8	9	34	0	40	38	78	8	9	34	0
182	KHAMMAM	HYDERABAD	52	29	81	23	26	22	0	52	29	81	23	26	22	0
183	KODAGU	HYDERABAD	46	37	83	19	7	48	0	45	36	81	17	7	48	0
184	KOLLAM	HYDERABAD	44	35	79	20	0	34	1	44	35	79	20	0	34	1
185	KOPPAL	HYDERABAD	53	30	83	17	11	47	1	53	30	83	17	11	47	1
186	KOTTAYAM	HYDERABAD	47	31	78	14	2	30	0	47	31	78	14	2	30	0
187	KRISHNA	HYDERABAD	51	30	81	25	9	29	1	51	30	81	25	9	29	1
188	KURNOOL	HYDERABAD	52	26	78	21	7	42	2	52	26	78	21	7	42	2
189	MAHABOOB NAGAR	HYDERABAD	53	27	80	19	7	44	2	53	27	80	19	7	44	2
190	MAHE	HYDERABAD	35	29	64	1	0	31	0	35	29	64	1	0	31	0
191	MALLAPURAM	HYDERABAD	27	49	76	18	0	50	0	27	49	76	18	0	50	0
192	MANDYA	HYDERABAD	46	35	81	20	6	47	1	46	35	81	20	6	47	1
193	MEDAK	HYDERABAD	52	29	81	18	10	37	1	52	29	81	18	10	37	1
194	MIDDLE ANDAMAN	HYDERABAD	31	38	69	0	1	21	0	31	38	69	0	1	21	0
195	MINYCOY	HYDERABAD	11	14	25	0	24	1	0	11	14	25	0	24	1	0
196	MYSORE	HYDERABAD	50	34	84	26	19	27	0	50	34	84	26	19	27	0
197	N.CANARA	HYDERABAD	51	29	80	12	7	43	1	51	29	80	12	7	43	1
198	NALGONDA	HYDERABAD	50	28	78	19	16	31	2	50	28	78	19	16	31	2

Sl.	DISTRICT	REGION	CLASS - X														
			APPEARED							PASSED							
			BOYS	GIRLS	TOTAL	SC	ST	OBC	PWD	BOYS	GIRLS	TOTAL	SC	ST	OBC	PWD
199	NELLORE	HYDERABAD	50	29	79	21	8	23	0	50	29	79	21	8	23	0
200	NIZAMABAD	HYDERABAD	46	30	76	15	13	39	1	46	30	76	15	13	39	1
201	PALAKKAD	HYDERABAD	46	30	76	20	2	42	0	46	30	76	20	2	42	0
202	PATANAMTHITTA	HYDERABAD	37	41	78	25	0	18	2	37	41	78	25	0	18	2
203	PONDYCHERRY	HYDERABAD	33	46	79	28	0	49	0	31	46	77	26	0	49	0
204	PRAKASHAM	HYDERABAD	48	31	79	23	7	24	2	48	30	78	23	7	23	2
205	PRAKASHAM-II	HYDERABAD	53	27	80	28	6	12	1	53	27	80	28	6	12	1
206	RAICHUR	HYDERABAD	53	29	82	21	18	38	2	53	29	82	21	18	38	2
207	RANGA REDDY	HYDERABAD	47	29	76	17	7	39	3	47	29	76	17	7	39	3
208	SHIMOGA	HYDERABAD	47	32	79	20	7	45	2	47	31	78	19	7	45	2
209	SOUTH CANARA	HYDERABAD	47	35	82	12	8	47	0	47	33	80	11	8	46	0
210	SRIKAKULAM	HYDERABAD	46	34	80	14	6	56	2	46	34	80	14	6	56	2
211	TRICHUR	HYDERABAD	47	32	79	17	0	42	0	47	32	79	17	0	42	0
212	TRIVENDRAM	HYDERABAD	41	38	79	16	3	40	0	41	38	79	16	3	40	0
213	TUMKUR	HYDERABAD	49	33	82	24	5	51	1	49	32	81	24	4	51	1
214	UDIPPI	HYDERABAD	50	27	77	2	12	44	0	50	27	77	2	12	44	0
215	VISHAKAPATNAM	HYDERABAD	38	40	78	17	14	43	2	38	40	78	17	14	43	2
216	VIZIANAGARAM	HYDERABAD	46	33	79	13	7	55	3	46	33	79	13	7	55	3
217	WARANGAL	HYDERABAD	52	28	80	18	21	37	0	52	28	80	18	21	37	0
218	WEST GODAVARY	HYDERABAD	46	31	77	24	7	28	0	46	31	77	24	7	28	0
219	WYNAD	HYDERABAD	45	35	80	9	18	21	0	44	35	79	9	17	21	0
220	YADAGERE	HYDERABAD	55	27	82	23	6	48	0	55	27	82	23	6	48	0
221	YANAM	HYDERABAD	32	33	65	15	0	36	0	31	33	64	15	0	35	0
222	AJMER	JAIPUR	54	27	81	17	7	48	0	54	27	81	17	7	48	0
223	ALWAR	JAIPUR	50	22	72	18	7	44	0	50	22	72	18	7	44	0
224	AMBALA	JAIPUR	36	33	69	33	0	20	1	36	33	69	33	0	20	1
225	BANSWARA-I	JAIPUR	44	25	69	7	52	8	2	44	24	68	7	51	8	2
226	BANSWARA-II	JAIPUR	22	10	32	6	15	9	0	22	10	32	6	15	9	0
227	BARAN	JAIPUR	52	26	78	18	27	28	0	52	26	78	18	27	28	0
228	BARMER	JAIPUR	48	28	76	23	7	42	0	47	28	75	22	7	42	0
229	BHARATPUR	JAIPUR	52	27	79	21	5	48	0	52	27	79	21	5	48	0
230	BHILWARA	JAIPUR	52	29	81	16	10	35	1	52	29	81	16	10	35	1
231	BHIWANI	JAIPUR	51	28	79	28	0	19	1	50	28	78	28	0	18	1
232	BIKANER	JAIPUR	50	27	77	20	2	51	0	50	27	77	20	2	51	0
233	BUNDI	JAIPUR	46	28	74	38	10	15	0	46	27	73	37	10	15	0
234	CHITTORGARH	JAIPUR	46	23	69	15	23	24	1	46	23	69	15	23	24	1
235	CHURU	JAIPUR	45	25	70	16	2	40	0	43	25	68	15	2	40	0
236	DAUSA	JAIPUR	51	25	76	17	26	16	2	51	25	76	17	26	16	2
237	DHOLPUR	JAIPUR	50	25	75	22	13	20	1	50	25	75	22	13	20	1
238	DUNGARPUR	JAIPUR	51	20	71	6	39	17	1	50	20	70	6	39	16	1
239	FARIDABAD	JAIPUR	51	28	79	23	0	25	0	47	28	75	21	0	24	0
240	FATEHABAD	JAIPUR	50	28	78	36	0	16	0	49	28	77	36	0	16	0
241	GURUGRAM	JAIPUR	37	33	70	19	1	29	1	36	33	69	19	1	28	1
242	HANUMANGARH	JAIPUR	46	25	71	35	0	30	0	46	25	71	35	0	30	0
243	HISSAR	JAIPUR	47	28	75	29	0	13	0	46	28	74	28	0	13	0
244	JAFFARPURKALAN	JAIPUR	44	30	74	29	3	16	0	43	30	73	29	3	16	0
245	JAIPUR	JAIPUR	54	29	83	16	10	39	1	54	29	83	16	10	39	1
246	JAISALMER	JAIPUR	54	28	82	26	7	22	1	54	28	82	26	7	22	1
247	JALORE	JAIPUR	52	28	80	23	7	36	1	50	26	76	22	6	34	1
248	JHAJJAR	JAIPUR	37	30	67	36	0	6	0	37	30	67	36	0	6	0
249	JHALAWAR	JAIPUR	53	26	79	16	11	45	1	53	26	79	16	11	45	1
250	JHUNJHUNU	JAIPUR	45	22	67	13	5	46	0	45	22	67	13	5	46	0
251	JIND	JAIPUR	48	27	75	26	0	14	4	46	27	73	26	0	14	4
252	JODHPUR	JAIPUR	55	22	77	21	3	40	1	55	22	77	21	3	40	1
253	KAITHAL	JAIPUR	42	26	68	26	0	14	2	42	26	68	26	0	14	2
254	KARAULI	JAIPUR	53	22	75	27	20	25	2	53	22	75	27	20	25	2
255	KARNAL	JAIPUR	45	27	72	30	0	20	3	45	25	70	30	0	18	3
256	KOTA	JAIPUR	48	27	75	20	13	34	0	48	27	75	20	13	34	0
257	KURUKSHETRA	JAIPUR	42	32	74	27	0	28	0	42	32	74	27	0	28	0
258	MOHINDERGARH	JAIPUR	47	26	73	29	0	32	2	46	26	72	29	0	32	2
259	MUNGESHPUR	JAIPUR	45	26	71	18	1	14	0	45	26	71	18	1	14	0
260	NAGAUR	JAIPUR	50	26	76	17	6	42	2	50	25	75	17	6	41	2
261	NUH	JAIPUR	52	21	73	19	0	46	0	47	21	68	17	0	43	0
262	PALI	JAIPUR	51	25	76	21	6	33	2	51	25	76	21	6	33	2
263	PANCHKULA	JAIPUR	35	44	79	27	0	27	0	35	44	79	27	0	27	0
264	PANIPAT	JAIPUR	53	24	77	28	0	24	0	52	23	75	27	0	23	0
265	RAJSAMAND	JAIPUR	52	23	75	19	6	33	0	52	23	75	19	6	33	0
266	REWARI	JAIPUR	48	23	71	27	1	25	0	48	23	71	27	1	25	0

Sl.	DISTRICT	REGION	CLASS - X														
			APPEARED							PASSED							
			BOYS	GIRLS	TOTAL	SC	ST	OBC	PWD	BOYS	GIRLS	TOTAL	SC	ST	OBC	PWD
267	ROHTAK	JAIPUR	41	34	75	28	0	5	0	41	34	75	28	0	5	0
268	SAWAI MADHOPUR	JAIPUR	45	25	70	19	22	22	0	45	24	69	19	22	21	0
269	SIKAR	JAIPUR	51	28	79	14	5	50	1	50	28	78	13	5	50	1
270	SIROHI	JAIPUR	53	24	77	19	21	28	0	52	24	76	19	20	28	0
271	SIRSA	JAIPUR	48	31	79	40	0	21	1	47	30	77	40	0	19	0
272	SONEPAT	JAIPUR	45	25	70	28	0	16	0	44	24	68	27	0	15	0
273	SRI GANGANAGAR	JAIPUR	43	25	68	31	2	28	0	43	25	68	31	2	28	0
274	SRI GANGANAGAR	JAIPUR	22	16	38	18	3	15	0	22	15	37	18	2	15	0
275	TONK	JAIPUR	51	27	78	16	15	40	1	50	27	77	15	15	40	1
276	UDAIPUR	JAIPUR	54	24	78	15	33	20	1	54	24	78	15	33	20	1
277	YAMUNANAGAR	JAIPUR	43	32	75	39	1	24	0	42	30	72	36	1	24	0
278	AGRA	LUCKNOW	51	25	76	21	4	35	0	51	24	75	20	4	35	0
279	ALIGARH	LUCKNOW	52	26	78	23	0	44	0	52	26	78	23	0	44	0
280	ALLAHABAD	LUCKNOW	55	24	79	23	1	38	2	55	23	78	22	1	38	2
281	ALMORA	LUCKNOW	52	30	82	23	3	4	0	52	29	81	22	3	4	0
282	AMBEDKAR NAGAR	LUCKNOW	27	14	41	11	3	16	2	27	13	40	11	3	15	2
283	AURAIYA	LUCKNOW	25	14	39	15	0	11	1	24	14	38	15	0	10	1
284	AZAMGARH	LUCKNOW	51	27	78	24	6	38	0	47	26	73	21	5	38	0
285	BAGESHWAR	LUCKNOW	28	14	42	11	3	3	0	27	14	41	11	3	3	0
286	BAGPAT	LUCKNOW	51	25	76	21	0	45	0	51	25	76	21	0	45	0
287	BAHRAICH	LUCKNOW	51	25	76	16	4	22	2	51	25	76	16	4	22	2
288	BALLIA	LUCKNOW	54	27	81	15	6	39	2	52	27	79	13	6	39	2
289	BALRAMPUR	LUCKNOW	31	12	43	8	3	16	0	30	12	42	7	3	16	0
290	BANDA	LUCKNOW	25	15	40	14	0	8	1	25	14	39	14	0	8	1
291	BARABANKI	LUCKNOW	49	26	75	28	1	32	2	49	26	75	28	1	32	2
292	BAREILLY	LUCKNOW	51	27	78	16	2	54	0	51	26	77	15	2	54	0
293	BASTI	LUCKNOW	52	26	78	24	0	38	1	52	26	78	24	0	38	1
294	BHADOHI	LUCKNOW	54	28	82	33	0	33	0	53	28	81	32	0	33	0
295	BIJNOR	LUCKNOW	52	28	80	34	0	29	0	51	27	78	34	0	28	0
296	BULANDSHAHAR	LUCKNOW	53	27	80	23	1	37	0	52	27	79	23	0	37	0
297	CHAMOLI	LUCKNOW	25	13	38	10	3	1	0	23	13	36	10	3	1	0
298	CHAMPAWAT	LUCKNOW	53	25	78	24	0	4	0	53	25	78	24	0	4	0
299	CHANDAULI	LUCKNOW	53	29	82	24	2	41	2	51	29	80	24	1	40	1
300	CHITRAKOOT	LUCKNOW	28	11	39	15	1	8	2	27	11	38	14	1	8	2
301	DEHRADUN	LUCKNOW	23	18	41	9	4	11	0	23	18	41	9	4	11	0
302	DEORIA	LUCKNOW	50	24	74	15	7	34	2	50	24	74	15	7	34	2
303	ETAH	LUCKNOW	53	24	77	19	1	47	0	52	23	75	18	0	47	0
304	ETAWAH	LUCKNOW	50	28	78	29	0	45	1	50	28	78	29	0	45	1
305	FAIZABAD	LUCKNOW	53	27	80	29	1	29	2	52	27	79	29	1	28	1
306	FARRUKHABAD	LUCKNOW	53	25	78	21	0	41	2	52	25	77	20	0	41	2
307	FATEHPUR	LUCKNOW	28	12	40	16	0	18	2	28	12	40	16	0	18	2
308	FIROZABAD	LUCKNOW	52	27	79	24	0	49	0	48	25	73	22	0	45	0
309	G B NAGAR	LUCKNOW	48	26	74	24	2	31	0	45	24	69	22	1	30	0
310	GHAZIABAD	LUCKNOW	52	27	79	25	1	24	0	52	27	79	25	1	24	0
311	GHAZIPUR	LUCKNOW	29	15	44	12	3	25	2	29	14	43	12	3	24	2
312	GONDA	LUCKNOW	51	23	74	18	1	21	1	51	23	74	18	1	21	1
313	GORAKHPUR	LUCKNOW	52	25	77	22	4	39	0	52	25	77	22	4	39	0
314	HAMIRPUR	LUCKNOW	25	13	38	18	0	17	0	25	13	38	18	0	17	0
315	HARDOI	LUCKNOW	51	27	78	30	2	26	2	51	27	78	30	2	26	2
316	HARIDWAR	LUCKNOW	52	25	77	44	0	18	0	52	25	77	44	0	18	0
317	HATHRAS	LUCKNOW	50	23	73	25	0	31	0	48	23	71	23	0	31	0
318	J P NAGAR	LUCKNOW	50	27	77	23	0	38	0	47	27	74	23	0	37	0
319	JALAUN	LUCKNOW	53	26	79	33	0	25	2	51	26	77	32	0	24	2
320	JAUNPUR	LUCKNOW	24	15	39	11	1	21	2	24	14	38	11	1	20	1
321	JHANSI	LUCKNOW	54	26	80	32	0	35	2	54	26	80	32	0	35	2
322	KANNAUJ	LUCKNOW	27	14	41	13	0	21	0	27	14	41	13	0	21	0
323	KANPUR DEHAT	LUCKNOW	50	28	78	26	0	35	3	50	28	78	26	0	35	3
324	KANPUR-NAGAR	LUCKNOW	54	27	81	20	2	43	1	53	27	80	19	2	43	1
325	KAUSHAMBI	LUCKNOW	51	29	80	34	0	31	3	51	28	79	34	0	30	3
326	KUSHINAGAR	LUCKNOW	52	23	75	15	3	41	2	52	23	75	15	3	41	2
327	LAKHIMPUR KHIR	LUCKNOW	49	27	76	25	6	32	3	49	25	74	25	6	31	3
328	LALITPUR	LUCKNOW	52	22	74	30	2	33	1	51	21	72	30	1	32	0
329	LUCKNOW	LUCKNOW	52	29	81	35	1	30	0	52	29	81	35	1	30	0
330	MAHARAJGANJ	LUCKNOW	51	30	81	23	4	45	0	51	30	81	23	4	45	0
331	MAHOBA	LUCKNOW	53	26	79	30	0	40	1	53	26	79	30	0	40	1
332	MAINPURI	LUCKNOW	52	28	80	22	0	48	0	51	27	78	22	0	46	0
333	MATHURA	LUCKNOW	55	24	79	20	2	39	0	55	24	79	20	2	39	0
334	MAU	LUCKNOW	52	25	77	25	4	41	1	52	25	77	25	4	41	1

Sl.	DISTRICT	REGION	CLASS - X														
			APPEARED							PASSED							
			BOYS	GIRLS	TOTAL	SC	ST	OBC	PWD	BOYS	GIRLS	TOTAL	SC	ST	OBC	PWD
335	MEERUT	LUCKNOW	52	24	76	23	3	36	0	52	24	76	23	3	36	0
336	MIRZAPUR	LUCKNOW	54	27	81	22	6	43	2	54	27	81	22	6	43	2
337	MORADABAD	LUCKNOW	51	27	78	19	5	25	0	51	27	78	19	5	25	0
338	MUZAFFARNAGAR	LUCKNOW	57	25	82	21	2	45	0	57	25	82	21	2	45	0
339	NAINITAL	LUCKNOW	50	28	78	19	2	1	0	50	28	78	19	2	1	0
340	PAURI GARHWAL	LUCKNOW	28	13	41	10	1	0	0	28	13	41	10	1	0	0
341	PILIBHIT	LUCKNOW	52	25	77	23	0	45	0	52	24	76	23	0	44	0
342	PITHORAGARH	LUCKNOW	52	27	79	26	8	9	0	51	26	77	25	7	9	0
343	PRATAPGARH	LUCKNOW	52	28	80	27	0	30	1	52	28	80	27	0	30	1
344	RAEBARELI	LUCKNOW	52	30	82	33	1	26	0	51	29	80	33	1	24	0
345	RUDRAPRAYAG	LUCKNOW	47	32	79	23	0	2	0	47	32	79	23	0	2	0
346	SAHARANPUR	LUCKNOW	26	14	40	17	1	14	0	25	14	39	17	1	14	0
347	SAMBHAL	LUCKNOW	30	11	41	9	2	19	0	30	11	41	9	2	19	0
348	SANT KABIR NAG	LUCKNOW	29	12	41	11	0	21	0	29	12	41	11	0	21	0
349	SHAHJAHANPUR	LUCKNOW	52	28	80	23	3	29	0	51	28	79	23	3	29	0
350	SHRAWASTI	LUCKNOW	27	13	40	7	6	20	0	27	13	40	7	6	20	0
351	SIDDHARTH NAGA	LUCKNOW	52	26	78	22	0	30	1	52	26	78	22	0	30	1
352	SITAPUR-I	LUCKNOW	54	28	82	40	1	26	0	54	28	82	40	1	26	0
353	SITAPUR-II	LUCKNOW	27	14	41	21	1	12	2	27	14	41	21	1	12	2
354	SONEBHADRA	LUCKNOW	52	28	80	18	7	50	1	52	28	80	18	7	50	1
355	SULTANPUR	LUCKNOW	52	28	80	29	0	28	2	52	28	80	29	0	28	2
356	TEHRI GARHWAL	LUCKNOW	26	14	40	6	2	7	0	26	14	40	6	2	7	0
357	U S NAGAR	LUCKNOW	57	26	83	19	10	14	0	57	26	83	19	10	14	0
358	UNNAO	LUCKNOW	50	32	82	40	0	30	2	46	31	77	36	0	29	2
359	UTTARKASHI	LUCKNOW	54	26	80	22	7	46	0	53	26	79	22	7	45	0
360	VARANASI	LUCKNOW	26	15	41	10	1	23	1	26	15	41	10	1	23	1
361	ALIPURDWAR	PATNA	51	26	77	36	17	9	1	50	26	76	35	17	9	1
362	ARARIA	PATNA	48	31	79	13	5	53	0	46	29	75	12	4	51	0
363	ARWAL	PATNA	27	12	39	10	0	26	0	27	12	39	10	0	26	0
364	AURANGABAD	PATNA	50	25	75	25	3	38	0	48	25	73	23	3	38	0
365	BANKA	PATNA	51	27	78	16	6	52	0	49	26	75	15	5	51	0
366	BANKURA	PATNA	22	15	37	13	2	4	2	22	15	37	13	2	4	2
367	BEGUSARAI	PATNA	50	29	79	19	0	24	0	47	29	76	17	0	23	0
368	BHAGALPUR	PATNA	52	29	81	15	8	46	0	51	28	79	15	8	46	0
369	BHOJPUR	PATNA	50	30	80	17	3	45	0	48	30	78	16	3	44	0
370	BIRBHUM	PATNA	51	26	77	28	6	24	3	50	24	74	27	5	23	3
371	BOKARO	PATNA	55	27	82	17	12	40	0	52	27	79	16	12	38	0
372	BURDWAN	PATNA	24	18	42	18	2	7	1	24	18	42	18	2	7	1
373	BUXAR	PATNA	51	30	81	13	6	50	0	51	30	81	13	6	50	0
374	CHATRA	PATNA	49	28	77	29	7	32	0	49	28	77	29	7	32	0
375	DAKSHIN DINAJP	PATNA	26	11	37	15	7	5	0	26	11	37	15	7	5	0
376	DARBHANGA	PATNA	54	28	82	19	0	35	0	44	26	70	16	0	28	0
377	DARJEELING	PATNA	16	17	33	5	11	3	0	16	16	32	5	10	3	0
378	DEOGHAR	PATNA	49	30	79	17	9	40	0	48	29	77	17	9	38	0
379	DHANBAD	PATNA	57	25	82	13	12	44	0	56	25	81	13	12	44	0
380	DUMKA	PATNA	51	33	84	13	35	32	0	51	33	84	13	35	32	0
381	E. CHAMPARAN	PATNA	23	15	38	6	4	18	0	23	15	38	6	4	18	0
382	E. MEDINIPUR	PATNA	26	12	38	11	1	6	1	26	12	38	11	1	6	1
383	E. SINGHBHUM	PATNA	52	28	80	11	39	22	0	52	28	80	11	39	22	0
384	GARHWA	PATNA	29	12	41	18	6	10	0	28	12	40	18	5	10	0
385	GAYA - I	PATNA	47	23	70	31	0	35	0	46	23	69	30	0	35	0
386	GAYA - II	PATNA	26	14	40	14	0	24	0	26	14	40	14	0	24	0
387	GIRIDIH	PATNA	54	29	83	18	10	40	0	51	28	79	16	9	39	0
388	GODDA	PATNA	50	27	77	12	19	43	0	48	27	75	12	18	42	0
389	GOPALGANJ	PATNA	50	25	75	16	5	27	0	49	25	74	15	5	27	0
390	GUMLA	PATNA	45	33	78	13	44	19	0	40	32	72	11	40	19	0
391	HAZARIBAGH	PATNA	60	25	85	12	13	56	0	59	25	84	12	12	56	0
392	HOOGHLY	PATNA	54	26	80	29	6	5	1	54	26	80	29	6	5	1
393	JAMTARA	PATNA	27	13	40	7	17	13	0	25	13	38	6	16	13	0
394	JAMUI	PATNA	51	29	80	18	5	40	0	49	28	77	18	5	37	0
395	JEHANABAD	PATNA	24	12	36	10	0	22	0	24	11	35	10	0	22	0
396	KAIMUR	PATNA	51	27	78	21	9	36	0	51	27	78	21	9	36	0
397	KATIHAR	PATNA	51	30	81	10	9	44	0	49	30	79	9	9	44	0
398	KHAGARIA	PATNA	23	14	37	8	1	21	0	20	14	34	7	1	21	0
399	KISHANGANJ	PATNA	50	26	76	14	5	16	0	50	26	76	14	5	16	0
400	KODERMA	PATNA	53	25	78	21	1	46	0	52	25	77	21	1	46	0
401	KOOCH BIHAR	PATNA	22	17	39	21	2	12	1	21	17	38	21	1	12	1
402	LAKHISARAI	PATNA	31	12	43	10	2	14	0	30	12	42	10	2	14	0

Sl.	DISTRICT	REGION	CLASS - X														
			APPEARED							PASSED							
			BOYS	GIRLS	TOTAL	SC	ST	OBC	PWD	BOYS	GIRLS	TOTAL	SC	ST	OBC	PWD
403	LATEHAR	PATNA	48	29	77	16	33	24	0	44	28	72	14	32	23	0
404	LOHARDAGA	PATNA	45	34	79	10	45	17	0	43	33	76	10	42	17	0
405	MADHEPURA	PATNA	52	30	82	16	6	53	0	51	29	80	16	6	51	0
406	MADHUBANI	PATNA	50	27	77	23	1	37	0	46	26	72	20	1	35	0
407	MUNGER	PATNA	54	27	81	18	5	45	0	48	27	75	16	5	43	0
408	MURSHIDABAD	PATNA	48	30	78	18	6	36	1	48	30	78	18	6	36	1
409	MUZAFFARPUR	PATNA	54	28	82	16	6	38	0	54	28	82	16	6	38	0
410	NADIA	PATNA	45	31	76	44	5	8	3	44	30	74	42	5	8	3
411	NALANDA	PATNA	50	32	82	23	1	52	0	50	32	82	23	1	52	0
412	NAWADA	PATNA	53	28	81	30	3	35	0	52	27	79	29	3	34	0
413	PAKUR - I	PATNA	52	27	79	7	41	28	0	50	24	74	5	38	28	0
414	PAKUR - II	PATNA	23	12	35	4	23	8	0	23	12	35	4	23	8	0
415	PALAMU - I	PATNA	25	14	39	12	8	16	0	25	14	39	12	8	16	0
416	PALAMU - II	PATNA	27	12	39	15	5	11	0	27	11	38	14	5	11	0
417	PATNA	PATNA	28	11	39	18	1	13	0	28	11	39	18	1	13	0
418	PURNEA	PATNA	52	29	81	14	6	44	0	52	29	81	14	6	44	0
419	PURULIA	PATNA	49	31	80	16	21	19	2	49	31	80	16	21	19	2
420	RANCHI	PATNA	50	31	81	12	37	27	0	50	31	81	12	37	27	0
421	S. 24 PARAGANA	PATNA	19	11	30	17	0	2	0	19	11	30	17	0	2	0
422	S.24 PARAGANAS	PATNA	22	18	40	20	3	10	1	22	18	40	20	3	10	1
423	SAHARSA	PATNA	55	30	85	17	6	50	0	55	30	85	17	6	50	0
424	SAHEBGANJ	PATNA	56	27	83	13	38	30	0	56	26	82	13	38	29	0
425	SAMASTIPUR	PATNA	53	30	83	18	5	35	0	53	30	83	18	5	35	0
426	SARAN	PATNA	49	26	75	16	5	37	0	45	26	71	15	4	35	0
427	SERAIKELA	PATNA	50	29	79	12	29	35	0	50	29	79	12	29	35	0
428	SHEIKHPURA	PATNA	52	24	76	30	0	34	0	51	24	75	29	0	34	0
429	SHEOHAR	PATNA	27	13	40	10	0	16	0	27	12	39	10	0	16	0
430	SIMDEGA	PATNA	54	26	80	17	37	25	0	47	25	72	17	30	24	0
431	SITAMARHI	PATNA	51	26	77	9	7	37	0	51	25	76	9	7	36	0
432	SIWAN	PATNA	27	16	43	10	3	23	0	25	16	41	9	3	23	0
433	SUPAUL	PATNA	51	31	82	16	5	50	0	48	31	79	15	5	49	0
434	UTTAR 24 PARGA	PATNA	20	19	39	11	2	11	0	20	19	39	11	2	11	0
435	UTTAR DINAJPUR	PATNA	24	14	38	20	3	3	1	21	14	35	19	1	3	1
436	VAISHALI	PATNA	51	29	80	20	2	39	0	49	27	76	19	2	37	0
437	W. CHAMPARAN	PATNA	51	26	77	13	7	39	0	50	26	76	13	6	39	0
438	W. MEDINAPUR	PATNA	25	13	38	8	8	8	0	25	13	38	8	8	8	0
439	W. SINGHBHUM	PATNA	26	12	38	5	25	5	0	26	12	38	5	25	5	0
440	AHMEDNAGAR	PUNE	49	30	79	14	5	28	3	49	30	79	14	5	28	3
441	AKOLA	PUNE	53	25	78	23	4	45	0	53	25	78	23	4	45	0
442	AMRAVATI	PUNE	35	35	70	23	3	38	0	35	35	70	23	3	38	0
443	AMRELI	PUNE	36	34	70	11	6	22	1	35	34	69	11	5	22	1
444	ANAND	PUNE	37	26	63	11	5	22	1	35	26	61	10	5	21	1
445	ARVALLI	PUNE	43	27	70	18	17	15	1	42	26	68	18	16	14	0
446	AURANGABAD	PUNE	40	37	77	15	6	24	1	40	37	77	15	6	24	1
447	BANASKANTHA	PUNE	48	25	73	21	6	33	4	46	25	71	21	6	32	4
448	BEED	PUNE	50	27	77	12	7	17	1	50	27	77	12	7	17	1
449	BHARUCH	PUNE	43	35	78	11	30	21	1	42	27	69	10	25	19	1
450	BHAVNAGAR	PUNE	42	26	68	14	4	37	0	42	25	67	14	3	37	0
451	BULDANA	PUNE	48	32	80	21	7	45	1	48	32	80	21	7	45	1
452	CANACONA	PUNE	43	34	77	4	17	20	0	43	34	77	4	17	20	0
453	CHANDRAPUR	PUNE	39	37	76	30	19	20	0	39	37	76	30	19	20	0
454	DAHOD-I	PUNE	34	30	64	10	27	24	0	31	26	57	9	26	19	0
455	DAMAN	PUNE	48	28	76	3	1	14	0	43	27	70	2	1	14	0
456	DANG	PUNE	33	21	54	0	51	3	0	33	21	54	0	51	3	0
457	DHULE	PUNE	22	15	37	5	10	18	1	22	14	36	4	10	18	1
458	DIU	PUNE	29	37	66	7	0	57	0	28	26	54	6	0	46	0
459	GADCHIROLI	PUNE	42	37	79	18	30	11	0	41	37	78	18	29	11	0
460	GANDHINAGAR	PUNE	43	22	65	17	1	20	0	43	22	65	17	1	20	0
461	GIR SOMNATH	PUNE	53	27	80	21	5	35	1	53	27	80	21	5	35	1
462	GONDIA	PUNE	43	33	76	22	12	40	2	43	33	76	22	12	40	2
463	HINGOLI	PUNE	44	28	72	16	10	19	1	44	28	72	16	10	19	1
464	JALGAON	PUNE	48	29	77	13	10	50	2	48	29	77	13	10	50	2
465	JALNA	PUNE	43	33	76	19	6	19	2	43	33	76	19	6	19	2
466	JAMNAGAR	PUNE	45	29	74	14	5	31	2	45	29	74	14	5	31	2
467	KHEDA	PUNE	49	27	76	18	4	30	0	48	27	75	17	4	30	0
468	KOLHAPUR	PUNE	46	28	74	21	4	12	2	46	28	74	21	4	12	2
469	KUTCH	PUNE	48	24	72	15	6	31	1	48	24	72	15	6	31	1
470	LATUR	PUNE	47	31	78	18	1	23	2	47	31	78	18	1	23	2

SI.	DISTRICT	REGION	CLASS - X														
			APPEARED							PASSED							
			BOYS	GIRLS	TOTAL	SC	ST	OBC	PWD	BOYS	GIRLS	TOTAL	SC	ST	OBC	PWD
471	MEHSANA	PUNE	44	26	70	16	4	27	3	44	26	70	16	4	27	3
472	NAGPUR	PUNE	42	35	77	31	10	28	0	41	35	76	30	10	28	0
473	NANDED	PUNE	54	27	81	17	10	26	1	53	27	80	16	10	26	1
474	NANDURBAR I	PUNE	36	26	62	5	32	19	0	36	26	62	5	32	19	0
475	NARMADA	PUNE	20	20	40	3	26	10	0	20	20	40	3	26	10	0
476	NASIK	PUNE	39	36	75	13	22	24	0	39	36	75	13	22	24	0
477	NAVSARI	PUNE	21	16	37	2	25	7	0	19	16	35	2	24	7	0
478	OSMANABAD	PUNE	51	28	79	18	6	9	1	51	28	79	18	6	9	1
479	PANCHMAHAL	PUNE	50	29	79	16	24	25	1	47	28	75	15	22	24	1
480	PARBHANI	PUNE	48	32	80	18	8	19	2	48	32	80	18	8	19	2
481	PATAN	PUNE	51	28	79	19	2	40	1	51	27	78	19	2	40	1
482	PORBANDAR	PUNE	50	28	78	18	4	45	1	48	28	76	17	3	45	1
483	PUNE	PUNE	46	35	81	26	18	15	1	45	35	80	26	17	15	1
484	RAIGAD	PUNE	48	25	73	11	7	26	0	48	25	73	11	7	26	0
485	RAJKOT	PUNE	47	30	77	14	6	27	0	46	29	75	12	6	27	0
486	RATNAGIRI	PUNE	47	26	73	11	4	25	0	47	26	73	11	4	25	0
487	SANGLI	PUNE	48	33	81	16	5	17	3	47	33	80	16	5	17	3
488	SATARA	PUNE	43	36	79	15	5	18	2	43	36	79	15	5	18	2
489	SILI	PUNE	38	39	77	6	50	6	0	31	36	67	6	41	6	0
490	SINDHUDURG	PUNE	47	33	80	19	5	16	0	47	33	80	19	5	16	0
491	SOLAPUR	PUNE	42	37	79	13	5	19	0	42	37	79	13	5	19	0
492	SURENDRANAGAR	PUNE	50	29	79	18	4	43	0	50	29	79	18	4	43	0
493	TAPI	PUNE	42	35	77	5	34	18	1	42	35	77	5	34	18	1
494	THANE	PUNE	34	46	80	22	19	25	0	33	46	79	22	18	25	0
495	VADODARA	PUNE	47	30	77	16	25	15	0	47	29	76	16	24	15	0
496	VALPOI	PUNE	39	29	68	4	6	10	0	32	27	59	2	4	8	0
497	WARDHA	PUNE	39	40	79	20	12	38	1	39	40	79	20	12	38	1
498	WASHIM	PUNE	52	28	80	18	8	49	0	52	28	80	18	8	49	0
499	YAVATMAL	PUNE	44	34	78	19	16	37	1	43	33	76	19	14	37	1
500	ANJAW	SHILLONG	23	11	34	1	32	0	0	23	11	34	1	32	0	0
501	BAITHALANGSO	SHILLONG	26	16	42	5	23	13	0	26	16	42	5	23	13	0
502	BAKSA	SHILLONG	30	11	41	9	15	9	0	30	11	41	9	15	9	0
503	BARPETA	SHILLONG	48	29	77	15	5	8	0	47	29	76	14	5	8	0
504	BISHNUPUR	SHILLONG	46	34	80	33	3	25	0	46	34	80	33	3	25	0
505	BONGAIGAON	SHILLONG	51	26	77	18	12	15	0	51	26	77	18	12	15	0
506	CACHAR	SHILLONG	49	33	82	28	7	19	0	49	33	82	28	7	19	0
507	CHAMPHAI	SHILLONG	22	12	34	2	32	0	0	18	12	30	2	28	0	0
508	CHANDEL	SHILLONG	28	44	72	15	49	5	0	28	44	72	15	49	5	0
509	CHANGLANG	SHILLONG	39	41	80	0	61	7	0	39	41	80	0	61	7	0
510	CHIRANG	SHILLONG	54	26	80	15	31	12	0	53	25	78	14	31	11	0
511	CHURACHANDPUR	SHILLONG	41	39	80	0	72	5	0	41	38	79	0	71	5	0
512	DARRANG	SHILLONG	51	26	77	17	8	17	0	51	26	77	17	8	17	0
513	DHALAI	SHILLONG	44	35	79	20	34	14	0	44	35	79	20	34	14	0
514	DHEMAJI	SHILLONG	50	31	81	9	55	16	0	49	30	79	9	53	16	0
515	DHUBRI	SHILLONG	53	27	80	19	1	10	0	53	27	80	19	1	10	0
516	DIBANG VALLEY	SHILLONG	9	6	15	0	13	0	0	9	6	15	0	13	0	0
517	DIBRUGARH	SHILLONG	33	40	73	10	15	38	0	32	40	72	9	15	38	0
518	DIMAPUR	SHILLONG	21	26	47	0	42	1	0	8	21	29	0	25	1	0
519	EAST GARO HILL	SHILLONG	24	24	48	1	43	0	0	24	24	48	1	43	0	0
520	EAST KAMENG	SHILLONG	22	16	38	0	38	0	0	21	16	37	0	37	0	0
521	EAST KHASI HIL	SHILLONG	21	19	40	0	40	0	0	21	19	40	0	40	0	0
522	EAST KHASI HIL	SHILLONG	15	20	35	0	35	0	0	15	20	35	0	35	0	0
523	EAST SIANG	SHILLONG	19	13	32	0	31	1	0	19	13	32	0	31	1	0
524	EAST SIKKIM	SHILLONG	19	19	38	4	13	11	0	19	19	38	4	13	11	0
525	GOALPARA	SHILLONG	46	26	72	10	18	4	0	43	23	66	8	15	4	0
526	GOLAGHAT	SHILLONG	37	41	78	13	13	37	0	37	41	78	13	13	37	0
527	GOMATI	SHILLONG	50	31	81	24	30	8	0	49	30	79	23	29	8	0
528	HAILAKANDI	SHILLONG	52	27	79	16	6	8	0	52	27	79	16	6	8	0
529	IMPHAL EAST	SHILLONG	54	28	82	13	7	29	0	54	28	82	13	7	29	0
530	IMPHAL WEST	SHILLONG	37	45	82	17	7	37	0	33	45	78	17	6	34	0
531	JORHAT	SHILLONG	40	40	80	12	17	34	0	40	40	80	12	17	34	0
532	KAMRUP	SHILLONG	40	34	74	11	11	11	0	40	34	74	11	11	11	0
533	KARBI ANGLONG-	SHILLONG	39	39	78	10	48	18	0	38	37	75	10	47	17	0
534	KARIMGANJ	SHILLONG	51	28	79	21	6	7	0	51	28	79	21	6	7	0
535	KHOWAI	SHILLONG	53	27	80	26	25	15	0	53	26	79	25	25	15	0
536	KOHIMA	SHILLONG	15	19	34	1	31	1	0	14	19	33	1	30	1	0
537	KOKRAJHAR	SHILLONG	44	36	80	14	37	13	0	43	36	79	13	37	13	0
538	KOLASIB	SHILLONG	4	17	21	1	16	1	0	4	17	21	1	16	1	0

Sl.	DISTRICT	REGION	CLASS - X														
			APPEARED							PASSED							
			BOYS	GIRLS	TOTAL	SC	ST	OBC	PWD	BOYS	GIRLS	TOTAL	SC	ST	OBC	PWD
539	KURUNG KUMEY	SHILLONG	15	8	23	1	22	0	0	12	8	20	1	19	0	0
540	LAKHIMPUR	SHILLONG	43	30	73	8	35	19	0	38	30	68	8	31	18	0
541	LAWNGTLAI	SHILLONG	43	26	69	0	69	0	0	43	26	69	0	69	0	0
542	LOHIT	SHILLONG	45	30	75	0	58	4	0	45	30	75	0	58	4	0
543	LONGLENG	SHILLONG	10	14	24	0	24	0	0	3	5	8	0	8	0	0
544	LOWER DIBANG V	SHILLONG	29	43	72	1	64	2	0	29	43	72	1	64	2	0
545	LOWER SUBANSIR	SHILLONG	30	50	80	0	77	1	0	30	50	80	0	77	1	0
546	LUNGLEI	SHILLONG	19	16	35	0	35	0	0	19	16	35	0	35	0	0
547	MAMIT	SHILLONG	8	4	12	0	12	0	0	8	4	12	0	12	0	0
548	MOKOKCHUNG	SHILLONG	11	9	20	0	18	0	0	11	9	20	0	18	0	0
549	MON	SHILLONG	32	36	68	0	68	0	0	30	35	65	0	65	0	0
550	MORIGAON	SHILLONG	34	29	63	19	12	18	0	34	29	63	19	12	18	0
551	N.C. HILLS	SHILLONG	25	15	40	3	32	2	0	25	15	40	3	32	2	0
552	NAGAON	SHILLONG	45	21	66	17	6	13	0	45	21	66	17	6	13	0
553	NALBARI	SHILLONG	43	28	71	14	6	7	0	43	28	71	14	6	7	0
554	NORTH SIKKIM	SHILLONG	11	25	36	2	31	2	0	11	25	36	2	31	2	0
555	NORTH TRIPURA	SHILLONG	50	28	78	23	22	25	0	50	28	78	23	22	25	0
556	PAPUMPARE	SHILLONG	22	17	39	0	38	1	0	22	17	39	0	38	1	0
557	PEREN	SHILLONG	31	30	61	1	60	0	0	31	30	61	1	60	0	0
558	PHEK	SHILLONG	9	8	17	1	15	1	0	9	8	17	1	15	1	0
559	RIBHOI	SHILLONG	35	38	73	0	70	0	0	35	38	73	0	70	0	0
560	SENAPATI - I	SHILLONG	47	24	71	0	70	1	0	47	24	71	0	70	1	0
561	SENAPATI - II	SHILLONG	27	16	43	6	29	6	0	27	16	43	6	29	6	0
562	SERCHIP	SHILLONG	9	20	29	0	27	2	0	9	20	29	0	27	2	0
563	SIBSAGAR	SHILLONG	41	37	78	12	10	50	0	41	37	78	12	10	50	0
564	SONITPUR	SHILLONG	45	32	77	14	12	28	0	45	32	77	14	12	28	0
565	SOUTH GARO HIL	SHILLONG	16	18	34	0	33	0	0	13	18	31	0	30	0	0
566	SOUTH SIKKIM	SHILLONG	20	50	70	5	25	33	0	20	50	70	5	25	33	0
567	TAMENGLONG	SHILLONG	42	32	74	0	74	0	0	42	32	74	0	74	0	0
568	TAWANG	SHILLONG	17	22	39	0	36	1	0	16	22	38	0	36	1	0
569	THOUBAL	SHILLONG	54	28	82	28	5	47	0	54	28	82	28	5	47	0
570	TINSUKIA	SHILLONG	45	37	82	11	19	43	0	44	36	80	11	18	42	0
571	TIRAP	SHILLONG	46	34	80	0	78	2	0	45	34	79	0	77	2	0
572	TUENSANG	SHILLONG	14	12	26	0	23	2	0	13	12	25	0	22	2	0
573	UDALGURI	SHILLONG	45	27	72	11	40	8	0	45	25	70	11	38	8	0
574	UKHRUL - I	SHILLONG	39	40	79	2	76	1	0	39	40	79	2	76	1	0
575	UKHRUL - II	SHILLONG	23	16	39	0	38	0	0	23	16	39	0	38	0	0
576	UPPER SIANG	SHILLONG	19	18	37	0	37	0	0	18	18	36	0	36	0	0
577	UPPER SUBANSIR	SHILLONG	26	13	39	0	39	0	0	26	13	39	0	39	0	0
578	WEST GARO HILL	SHILLONG	48	31	79	8	44	3	0	46	26	72	7	39	3	0
579	WEST JAINTIA H	SHILLONG	35	43	78	1	73	0	0	26	41	67	1	62	0	0
580	WEST KAMENG	SHILLONG	23	18	41	0	37	2	0	23	18	41	0	37	2	0
581	WEST KHASI HIL	SHILLONG	32	45	77	0	77	0	0	32	45	77	0	77	0	0
582	WEST SIANG	SHILLONG	51	29	80	0	78	1	0	51	29	80	0	78	1	0
583	WEST SIKKIM	SHILLONG	17	52	69	4	38	26	0	17	52	69	4	38	26	0
584	WOKHA	SHILLONG	12	19	31	0	30	0	0	11	18	29	0	28	0	0
585	ZUNHEBOTO	SHILLONG	11	7	18	0	16	2	0	10	7	17	0	15	2	0
NVS			24562	15836	40398	10004	7932	13647	341	24207	15649	39856	9846	7739	####	335

29

REGION WISE/YEAR WISE CBSE BOARD EXAMINATIONS RESULTS OF NVS SINCE INCEPTION

CLASS – X

Academic Year of Exam.	No. of JNVs	*	BR	CR	HR	JR	LR	PTR	PNR	SR
1992-93	255	App.	1737	843	2791	1498	2450	-	1302	587
		Passed	1610	779	2706	1396	2213	-	1253	542
		Pass%	92.7	92.4	97.0	93.2	90.3	-	96.2	92.3
1993-94	261	App.	2215	1255	3446	1702	3455	-	1496	705
		Passed	2041	1110	3279	1599	3150	-	1447	651
		Pass%	92.1	88.4	95.2	93.9	91.2	-	96.7	92.3
1994-95	260	App.	1905	1133	3091	1458	1453	1271	1302	616
		Passed	1493	834	2829	1124	1184	1030	1139	463
		Pass%	78.4	73.6	91.5	77.1	81.5	81.0	87.5	75.2
1995-96	279	App.	1974	1267	3102	1389	1851	1650	1349	882
		Passed	1622	947	2917	1137	1490	1359	1191	652
		Pass%	82.2	74.7	94.0	81.9	80.5	82.4	88.3	73.9
1996-97	303	App.	2352	1553	3057	1657	1969	1777	1369	1089
		Passed	1923	1169	2839	1400	1756	1539	1219	781
		Pass%	81.8	75.3	92.9	84.5	89.2	86.6	89.0	71.7
1997-98	318	App.	2805	1659	3336	1764	2308	1794	1644	1266
		Passed	2361	1335	3079	1453	2064	1614	1480	830
		Pass%	84.2	80.5	92.3	82.4	89.4	90.0	90.0	65.6
1998-99	338	App.	2484	1376	3463	1682	2247	1891	1510	1254
		Passed	2010	1075	3138	1458	1918	1638	1295	937
		Pass%	80.9	78.1	90.6	86.7	85.4	86.6	85.8	74.7
1999-00	356	App.	2679	1445	3497	1831	2264	2051	1786	1957
		Passed	2339	1156	3261	1615	2004	1798	1647	1417
		Pass%	87.3	80.0	93.3	88.2	88.5	87.7	92.2	72.4
2000-01	362	App.	2697	1458	3655	1872	2218	1892	1491	2018
		Passed	2330	1214	3413	1682	1939	1674	1426	1379
		Pass%	86.4	83.3	93.4	89.9	87.4	88.5	95.6	68.3
2001-02	378	App.	3049	1548	3567	1992	2277	2584	1671	1776
		Passed	2600	1334	3359	1865	2005	2263	1579	1364
		Pass%	85.3	86.2	94.2	93.6	88.1	87.6	94.5	76.8
2002-03	388	App.	2726	2401	4636	1381	2533	2651	1611	1877
		Passed	2352	1942	4332	1224	2319	2313	1496	1560
		Pass%	86.3	80.9	93.4	88.6	91.6	87.3	92.9	83.1
2003-04	395	App.	3,373	1,822	3,918	2,391	2,877	2,415	2,331	1,758
		Passed	3,081	1,566	3,815	2,133	2,615	2,153	2,240	1,493
		Pass%	91.34	85.95	97.37	89.21	90.89	89.15	96.1	84.93
2004-05	395	App.	4,157	2,305	4,643	2,944	3,470	2,637	3,005	2,275
		Passed	3,745	2,028	4,530	2,745	3,170	2,420	2,848	1,616
		Pass%	90.09	87.98	97.57	93.24	91.35	91.77	94.78	71.03
2005-06	425	App.	4,495	2,459	4,929	2,902	3,987	2,908	3,071	2,725
		Passed	4,152	2,192	4,806	2,739	3,731	2,542	2,859	2,018
		Pass%	92.37	89.14	97.50	94.38	93.58	87.41	93.10	74.06
2006-07	444	App.	4868	2499	4881	3283	4384	3013	3061	2998
		Passed	4755	2407	4862	3205	4277	2903	2971	2565
		Pass%	97.68	96.32	99.61	97.62	97.56	96.35	97.06	85.56
2007-08	467	App.	4919	2200	5035	3252	4710	3400	3298	2816
		Passed	4800	2137	5026	3167	4640	3327	3251	2554
		Pass%	97.58	97.14	99.82	97.39	98.51	97.85	98.57	90.70
2008-09	480	App.	5100	2432	5070	3433	4760	3344	3323	2722
		Passed	5007	2337	5059	3377	4680	3270	3259	2543
		Pass%	98.18	96.09	99.78	98.37	98.32	97.79	98.07	93.42
2009-10	504	App.	5388	2617	5169	3342	4640	3778	3288	3067
		Qualified	5309	2562	5164	3297	4589	3706	3267	2940
		Qual.%	98.53	97.90	99.90	98.65	98.90	98.09	99.36	95.86
2010-11	537	App.	5888	2446	5235	3482	5064	3946	3307	3789
		Qualified	5879	2422	5231	3468	5034	3925	3302	3738
		Qual.%	99.85	99.02	99.92	99.60	99.41	99.47	99.85	98.65
2011-12	551	App.	6068	2772	5179	3686	5480	4171	3454	3874
		Qualified	6062	2766	5177	3670	5467	4152	3453	3790
		Qual.%	99.90	99.78	99.96	99.57	99.76	99.54	99.97	97.83
2012-13	557	App.	6172	2984	5200	3729	5120	4390	3715	4000
		Qualified	6164	2980	5199	3716	5097	4370	3712	3976
		Qual.%	99.87	99.87	99.98	99.65	99.55	99.54	99.92	99.40
2013-14	567	App.	6344	2827	5388	3893	5187	4366	3795	4079
		Qualified	6334	2818	5384	3882	5172	4356	3791	4071
		Qual.%	99.84	99.68	99.93	99.72	99.71	99.77	99.89	99.80
2014-15	575	App.	6406	2939	5490	3881	5497	4581	4020	4071
		Qualified	6397	2933	5490	3872	5483	4560	4006	4042
		Qual.%	99.86	99.8	100	99.77	99.75	99.54	99.65	99.29
2015-16	580	App.	6780	2978	5355	3878	5581	4925	4168	4250
		Qualified	6724	2964	5341	3865	5468	4794	4164	4150
		Qual.%	99.17	99.53	99.74	99.66	97.98	97.34	99.90	97.65
2016-17	580	App.	6828	3053	5464	4007	5636	5242	4226	4105
		Qualified	6819	3049	5464	3999	5631	5217	4225	4070
		Qual.%	99.87	99.97	100	99.80	99.91	99.52	99.98	99.15
2017-18	579	App.	6829	3113	5361	3956	5545	5149	4212	4372
		Passed	6661	3038	5318	3873	5463	4997	4082	4006
		Pass%	97.54	97.59	99.20	97.90	98.52	97.05	96.91	91.63
2018-19	584	App.	7015	3318	5504	4155	5626	5183	4402	4682
		Passed	6964	3299	5495	4115	5570	5086	4330	4454
		Pass%	99.27	99.43	99.84	99.04	99.00	98.13	98.36	95.13
2019-20	585	App.	7013	3208	5676	4107	5721	5205	4387	5081
		Passed	6948	3178	5662	4063	5651	5076	4304	4974
		Pass%	99.07	99.06	99.75	98.93	98.78	97.52	98.11	97.89

Class – XII

Academic Year of Exam.	No. of JNVs	*	BR	CR	HR	JR	LR	PTR	PNR	SR
1992-93	83	App.	632	526	1029	400	1023	-	409	78
		Passed	339	308	840	298	681	-	240	32
		Pass%	53.6	58.6	81.6	74.5	66.6	-	58.7	41.0
1993-94	179	App.	1327	739	2068	818	1794	-	608	320
		Passed	1024	606	1802	637	1244	-	448	261
		Pass%	77.2	82.0	87.1	77.9	69.3	-	73.7	81.6
1994-95	196	App.	1098	589	2166	1103	874	845	460	257
		Passed	879	434	2001	832	677	626	402	209
		Pass%	80.1	73.7	92.4	75.4	77.5	74.1	87.4	81.3
1995-96	213	App.	1380	797	2262	1311	1388	1045	471	322
		Passed	1110	599	2130	1075	981	758	419	242
		Pass%	80.4	75.2	94.2	82.0	70.7	72.5	89.0	75.2
1996-97	200	App.	1022	510	1725	968	1034	706	319	256
		Passed	859	420	1628	878	751	530	285	167
		Pass%	84.1	82.4	94.4	90.7	72.6	75.1	89.3	65.2
1997-98	222	App.	1339	590	2011	958	1299	969	432	424
		Passed	1049	486	1827	807	1027	727	354	240
		Pass%	78.3	82.4	90.9	84.2	79.1	75.0	81.9	56.6
1998-99	231	App.	1472	753	2039	1141	1397	1024	388	553
		Passed	1308	665	1922	1029	1112	849	351	435
		Pass%	88.9	88.3	94.3	90.2	79.6	82.9	90.5	78.7
1999-2000	265	App.	2011	1027	2060	1266	1848	1098	546	666
		Passed	1640	839	1902	1117	1477	829	492	464
		Pass%	81.6	81.7	92.3	88.2	79.9	75.5	90.1	69.7
2000-01	279	App.	1726	861	2175	1311	1733	1147	635	751
		Passed	1513	752	2074	1125	1327	855	592	464
		Pass%	87.7	87.3	95.4	85.8	76.6	74.5	93.2	61.8
2001-02	301	App.	1990	937	2194	1462	1783	1211	899	1212
		Passed	1721	771	2054	1235	1401	937	788	856
		Pass%	86.5	82.3	93.6	84.5	78.6	77.4	87.7	70.6
2002-03	300	App.	1855	1507	2816	925	1813	1150	588	1069
		Passed	1584	1257	2606	838	1510	854	543	803
		Pass%	85.4	83.4	92.5	90.6	83.3	74.3	92.3	75.1
2003-04	317	App.	2,298	1,072	2,209	1,649	1,782	1,484	859	1,030
		Passed	2,006	904	2,119	1,398	1,532	1,218	804	876
		Pass%	87.29	84.33	95.93	84.78	85.97	82.08	93.6	85.05
2004-05	330	App.	2,409	1,149	2,456	1,684	2,049	1,720	1,097	2,409
		Passed	2,108	1,010	2,376	1,529	1,759	1,346	991	2,108
		Pass%	87.51	87.9	96.74	90.8	85.85	78.26	90.34	87.51
2005-06	349	App.	2,637	1,172	2,340	1,843	2,256	1,479	1,312	1,219
		Passed	2,438	1,101	2,289	1,715	1,949	1,222	1,227	925
		Pass%	92.45	93.94	97.82	93.05	86.39	82.62	93.52	75.88

Academic Year of Exam.	No. of JNVs	*	BR	CR	HR	JR	LR	PTR	PNR	SR
2006-07	369	App.	4755	2407	4862	3205	4277	2903	2971	2565
		Passed	97.68	96.32	99.61	97.62	97.56	96.35	97.06	85.56
		Pass%	4755	2407	4862	3205	4277	2903	2971	2565
2007-08	393	App.	3675	2001	2965	2627	3343	1833	1773	1943
		Passed	3417	1813	2906	2473	3069	1633	1671	1653
		Pass%	92.98	90.6	98.01	94.14	91.80	89.09	94.25	85.07
2008-09	419	App.	4055	2185	2979	2888	3703	1950	1720	2212
		Passed	3793	2054	2920	2795	3489	1758	1608	1993
		Pass%	93.54	94.00	98.02	96.78	94.22	90.15	93.49	90.10
2009-10	430	App.	3956	1955	2960	2881	3995	2133	1686	2297
		Qualified	3751	1848	2927	2768	3744	1967	1638	2196
		Qual.%	94.82	94.53	98.89	96.08	93.72	92.22	97.15	95.60
2010-11	444	App.	3938	2024	2901	2988	3995	1874	1606	2177
		Passed	3840	1966	2872	2897	3791	1812	1555	2094
		Pass%	97.51	97.13	99	96.95	94.89	96.69	96.82	96.19
2011-12	458	App.	4147	2248	2964	3007	4028	2321	1814	2439
		Passed	4004	2160	2948	2896	3778	2234	1725	2295
		Pass%	96.55	96.09	99.46	96.31	93.79	96.25	95.09	94.1
2012-13	490	App.	4840	2135	3273	3172	4521	2764	2057	3045
		Passed	4690	2031	3231	3118	4279	2641	2002	2820
		Pass%	96.90	95.13	98.72	98.30	94.65	95.55	97.33	92.61
2013-14	502	App.	4996	2323	3248	3304	4686	2885	2161	2913
		Passed	4911	2284	3231	3269	4547	2784	2131	2740
		Pass%	98.30	98.32	99.48	98.94	97.03	96.50	98.61	94.06
2014-15	511	App.	5087	2473	3427	3212	4595	2967	2337	3072
		Passed	5069	2454	3422	3203	4547	2916	2331	3039
		Pass%	97.46	96.29	99.39	98.38	96.42	95.06	97.34	94.31
2015-16	520	App.	5406	2493	3204	3423	4613	2955	2279	3108
		Passed	5242	2421	3186	3334	4474	2805	2227	2884
		Pass%	96.97	97.11	99.44	97.40	96.99	94.92	97.72	92.79
2016-17	528	App.	5386	2564	3229	3475	4872	3090	2380	3090
		Passed	5172	2461	3188	3375	4690	2944	2312	2785
		Pass%	96.03	95.98	98.73	97.12	96.26	95.28	97.14	90.13
2017-18	536	App.	5762	2671	3449	3493	4840	3302	2788	3507
		Passed	5606	2611	3434	3441	4665	3155	2734	3295
		Pass%	97.29	97.75	99.57	98.51	96.38	95.55	98.06	93.95
2018-19	546	App	5870	2789	3319	3655	5135	3713	2824	3528
		Passed	5702	2708	3290	3606	4975	3537	2754	3220
		Pass%	97.14	97.10	99.13	98.66	96.88	95.26	97.52	91.27
2019-20	548	App	5721	2796	3300	3433	4775	3466	2462	3199
		Passed	5681	2761	3282	3412	4665	3422	2426	3123
		Pass%	99.3	98.75	99.45	99.39	97.7	98.73	98.54	97.62

* BR = BHOPAL, CR = CHANDIGARH, HR = HYDERABAD, JR = JAIPUR, LR = LUCKNOW, PTR = PATNA, PNR = PUNE, SR = SHILLONG

30 LIST OF SUBJECT CODE : USED FOR CLASS X & XII BOARD EXAM

A) CLASS – X (2020)			B) CLASS – XII (2020)		
SL.	*Subject Code*	*Subject Name*	*Sl.*	*Subject Code*	*Subject Name*
1.	002	HINDI COURSE-A	1.	055	ACCOUNTANCY
2.	003	URDU COURSE-A	2.	052	APP/COMMERCIAL ART
3.	004	PUNJABI	3.	811	BANKING
4.	005	BENGALI	4.	105	BENGALI
5.	006	TAMIL	5.	044	BIOLOGY
6.	007	TELUGU	6.	045	BIOTECHNOLOGY
7.	009	MARATHI	7.	054	BUSINESS STUDIES
8.	010	GUJARATI	8.	043	CHEMISTRY
9.	011	MANIPURI	9.	083	COMPUTER SCIENCE (NEW)
10.	012	MALAYALAM	10.	283	COMPUTER SCIENCE (OLD)
11.	013	ODIA	11.	030	ECONOMICS
12.	014	ASSAMESE	12.	301	ENGLISH CORE
13.	015	KANNADA	13.	805	FINANCIAL MARKETS
14.	024	NEPALI	14.	809	FOOD PRODUCTION
15.	034	HIND. MUSIC (VOCAL)	15.	810	FRONT OFFICE OPERA
16.	041	MATHEMATICS STANDA	16.	029	GEOGRAPHY
17.	049	PAINTING	17.	110	GUJARATI
18.	085	HINDI COURSE-B	18.	034	HIND MUSIC.VOCAL
19.	086	SCIENCE	19.	036	HIND.PER INS.
20.	087	SOCIAL SCIENCE	20.	302	HINDI CORE
21.	089	TELUGU - TELANGANA	21.	002	HINDI ELECTIVE
22.	098	MIZO	22.	027	HISTORY
23.	165	COMPUTER APPLICATI	23.	065	INFORMATICS PRAC.(NEW)
24.	184	ENGLISH LANG & LIT	24.	265	INFORMATICS PRAC.(OLD)
25.	241	MATHEMATICS BASIC	25.	802	INFORMATION TECHNO
26.	303	URDU COURSE B	26.	115	KANNADA
27.	402	INFORMATION TECHNO	27.	056	KATHAK - DANCE
28.	405	INTRODUCTION TO FI	28.	111	MANIPURI
29.	413	HEALTH CARE	29.	109	MARATHI
			30.	812	MARKETING
			31.	041	MATHEMATICS
			32.	113	ODIA
			33.	824	OFFICE PROCEDURES
			34.	049	PAINTING
			35.	048	PHYSICAL EDUCATION
			36.	042	PHYSICS
			37.	051	SCULPTURE
			38.	825	SHORTHAND (ENGLISH
			39.	106	TAMIL
			40.	822	TAXATION
			41.	107	TELUGU
			42.	189	TELUGU TELANGANA
			43.	806	TOURISM
			44.	303	URDU CORE
			45.	003	URDU ELECTIVE
			46.	803	WEB APPLICATION

31

YEAR WISE RESULTS OF NVS CLASS X AND XII

Academic Year of Exam.	Class - X			Class – XII		
	No. of students appeared	No. of students Passed/ Qualified	Pass/ Qual. percentage	No. of students Appeared	No. of students Passed	Pass% percentage
1989-90	148	148	100	-	-	-
1990-91	4,833	4,629	95.7	-	-	-
1991-92	10,434	9,375	89.9	113	87	77.0
1992-93	11,208	10,499	93.7	4,097	2,738	66.8
1993-94	14,274	13,277	93.0	7,674	6,022	78.5
1994-95	12,229	10,096	82.6	7,392	6,060	82.0
1995-96	13,464	11,315	84.0	8,976	7,314	81.5
1996-97	14,839	12,626	85.1	6,540	5,562	85.0
1997-98	16,576	14,216	85.8	8,022	6,517	81.2
1998-99	15,907	13,469	84.7	8,767	7,671	87.5
1999-2000	17,510	15,237	87.0	10,522	8,760	83.3
2000-01	17,301	15,057	87.0	10,339	8,705	84.2
2001-02	18,464	16,369	88.65	11,688	9,763	83.53
2002-03	19,816	17,538	88.50	11,723	9,995	85.26
2003-04	20,885	19,096	91.43	12,383	10,857	87.68
2004-05	25,436	23,102	90.82	13,826	12,040	87.08
2005-06	27,476	25,039	91.13	14,258	12,866	90.24
2006-07	28,987	27,945	96.41	18,682	16,834	90.11
2007-08	29,630	28,902	97.54	20,160	18,635	92.44
2008-09	30,184	29,532	97.84	21,692	20,410	94.09
2009-10	31,289	30,834	98.55	22,040	20,839	95.32
2010-11	33,157	32,999	99.52	21,503	20,827	96.86
2011-12	34,684	34,537	99.58	22,968	22,040	95.96
2012-13	35,310	35214	99.73	25807	24812	96.14
2013-14	35879	35808	99.80	26516	25897	97.67
2014-15	36885	36783	99.72	26981	26146	96.91
2015-16	37915	37470	98.83	27481	26573	96.70
2016-17	38631	38557	99.78	28086	26927	95.87
2017-18	38537	37438	97.15	29812	28941	97.08
2018-19	39885	39313	98.57	30833	29792	96.62
2019-20	**40398**	**39856**	**98.66**	**29152**	**28772**	**98.70**

NVS

RESULT ANALYSIS

JAWAHAR NAVODAYA VIDYALAYAS

CBSE EXAMINATIONS

CLASS X & XII

SUHANA SULFEEKKER
JNV Ernakulam

PRIYA SINGH
JNV U S Nagar

SWETAPADMA SAHU
JNV Angul

ANN MARIA
JNV Ernakulam

PRIYANKA YADAV
JNV Tonk

DIPTI PRASAD BEHERA
JNV Dhenkanal



Ma. UDIT KUMAR NAYAK
JNV Cuttack

DURBASMRITI SAHA
JNV Birbhum

SURAJ SAHU
JNV Gajapati

HARSH AGRAWALLA
JNV Khurda

SAINATH MORALWAR
JNV Latur

PRITHVIRAJ CHANDRAKANT
SOLANKE , JNV Parbhani

ABHISEK JENA
JNV Dhenkanal

Ms. ALIVA JENA
JNV Balasore

PRAYAS ROUT
JNV Kendrapada

SUSHREE TAMANNA SAHU
JNV Sambalpur

SHASWATI MISHRA
JNV Sonepur

PRIYA NEGI
JNV Rudraprayag

LAKSHYA JOSHI SHI
JNV U S Nagar

MUSKAN BATHLA
JNV U S Nagar

Ms. PRIYANKA AGARWAL
JNV Moradabad

SUKHPREET SINGH
JNV Amritsar-I

NAVODAYA VIDYALAYA SAMITI
Ministry of Human Resource Development , Govt. of India
(Department of School Education and Literacy)
B15- Institutional Area, Sector 62, NOIDA 201307